

Efficient supervised learning in networks with binary synapses

Carlo Baldassi

ISI Foundation, Viale S. Severo 65, I-10133 Torino, Italy

Alfredo Braunstein

*Politecnico di Torino, C.so Duca degli Abruzzi 24, I-10129 Torino, Italy and
ISI Foundation, Viale S. Severo 65, I-10133 Torino, Italy*

Nicolas Brunel

*Laboratory of Neurophysics and Physiology (UMR 8119),
CNRS-Université Paris 5 René Descartes, 45 rue des Saints Pères, 75270 Paris Cedex 06 and
ISI Foundation, Viale S. Severo 65, I-10133 Torino, Italy*

Riccardo Zecchina

*Politecnico di Torino, C.so Duca degli Abruzzi 24, I-10129 Torino, Italy and
ICTP, Strada Costiera 11, I-34100 Trieste, Italy*

Recent experimental studies indicate that synaptic changes induced by neuronal activity are discrete jumps between a small number of stable states. Learning in systems with discrete synapses is known to be a computationally hard problem. Here, we study a neurobiologically plausible on-line learning algorithm that derives from Belief Propagation algorithms. We show that it performs remarkably well in a model neuron with binary synapses, and a finite number of ‘hidden’ states per synapse, that has to learn a random classification task. Such system is able to learn a number of associations close to the theoretical limit, in time which is sublinear in system size. This is to our knowledge the first on-line algorithm that is able to achieve efficiently a finite number of patterns learned per binary synapse. Furthermore, we show that performance is optimal for a finite number of hidden states which becomes very small for sparse coding. The algorithm is similar to the standard ‘perceptron’ learning algorithm, with an additional rule for synaptic transitions which occur only if a currently presented pattern is ‘barely correct’. In this case, the synaptic changes are meta-plastic only (change in hidden states and not in actual synaptic state), stabilizing the synapse in its current state. Finally, we show that a system with two visible states and K hidden states is much more robust to noise than a system with K visible states. We suggest this rule is sufficiently simple to be easily implemented by neurobiological systems or in hardware.

I. INTRODUCTION

Learning and memory are widely believed to occur through mechanisms of synaptic plasticity. In spite of a huge amount of experimental data documenting various forms of plasticity, as e.g. long-term potentiation (LTP) and long-term depression (LTD), the mechanisms by which a synapse changes its efficacy, and those by which it can maintain these changes over time remain unclear. Recent experiments have suggested single synapses could be similar to noisy binary switches [1, 2]. Bistability could be in principle induced by positive feedback loops in protein interaction networks of the post-synaptic density [3, 4, 5]. Binary synapses would have the advantage of robustness to noise and hence could preserve memory over long time scales, compared to analog systems which are typically much more sensitive to noise.

Many neural network models of memory use binary synapses to store information [6, 7, 8, 9, 10, 11, 12]. In some of these network models, learning occurs in an unsupervised way. From the point of view of a single synapse, this means that transitions between the two synaptic states (a state of low or zero efficacy, and a state of high efficacy) are induced by pre and post-synaptic activity alone. Tsodyks [14] and Amit and Fusi [9, 10] have shown that the performance of such systems (in terms of information stored per synapse) is very poor, unless two conditions are met: (1) activity in the network is sparse (very low fraction of neurons active at a given time); and (2) transitions are stochastic, with in average a balance between up (LTP-like) and down (LTD-like) transitions. This poor performance has motivated further studies [12] in which hidden states are added to the synapse in order to provide it with a multiplicity of time scales, allowing for both fast learning and slow forgetting.

In a supervised learning scenario, synaptic modifications are induced not only by the activity of pre and post-synaptic neurons but also by an additional ‘teacher’ or ‘error’ signal which gates the synaptic modifications. The prototypical network in which this type of learning has been studied is the one-layer perceptron which has to perform a set of input-output associations, i.e. learn to classify correctly input patterns in two classes. In the case of analog synapses, algorithms are known to converge to synaptic weights that solve the task, provided such weights exist

[15, 16]. On the other hand, no efficient algorithms are known to exist in a perceptron with binary (or more generally with a finite number of states) synapses, in the case the number of patterns to be learned scales with the number of synapses. In fact, studies on the capacity of binary perceptrons [18, 19] used complete enumeration schemes in order to determine numerically the capacity. These studies found a capacity of about 0.83 bits per synapse in the random input – output categorization task, very close to the theoretical upper bound of 1 bit per synapse. However, it is not even clear whether there exist efficient algorithms that can reach a finite capacity per synapse, in the limit of a large network size N . Indeed, learning in such systems is known to be a NP-complete task [22, 23].

Recently, ‘message passing’ algorithms have been devised that solve efficiently non-trivial random instances of NP-complete optimization problems, like e.g. K-satisfiability or graph coloring [24, 25, 26, 27]. One such algorithm, Belief Propagation (BP), has been applied to the binary perceptron problem and has been shown to be able to find efficiently synaptic weight vectors that solve the classification problem for a number of patterns close to the maximal capacity (above 0.7 bits per synapse)[28]. However, this algorithm has a number of biologically unrealistic features (e.g. memory stored in several analog variables). Here, we explore algorithms that are inspired from the BP algorithm but are modified in order to make them biologically realistic.

The paper is organized as follows: First we present the general scheme for the simplest setup of ± 1 patterns and synapses as well as results with bounded and unbounded hidden variables. Then we discuss the more realistic 0,1 case with results including the sparse coding limit. Implications of our results are discussed in the concluding section. Details are given in the Supporting Information.

II. BINARY ± 1 NEURONS AND SYNAPSES

A. The model neuron

We consider a neuron with two states (‘inactive’ and ‘active’) together with its N presynaptic inputs which we take to be also binary. Depending on the time scale, these two states could correspond in a biological neuron either to emission of a single spike or not, or to elevated persistent activity or not. The strength of synaptic weights from presynaptic neuron i ($i = 1, \dots, N$) is denoted by w_i . Given an input pattern of activity $\{\xi_i, i = 1, \dots, N\}$, the total synaptic input received by the neuron is $I = \sum_{i=1}^N w_i \xi_i$. The neuron is active if this total input is larger than a threshold θ , and is inactive otherwise. Such a model neuron is sometimes called a *perceptron* [15]. In this paper we consider binary synaptic weights. In addition, each synapse is characterized by a discrete ‘hidden variable’ that determines the value of the synaptic weight. In this section we consider $\{-1, +1\}$ neurons and synapses, and $\theta = 0$; in order to simplify the notation, we will also assume N to be odd, so that the total synaptic input is never equal to 0. This assumption can be dropped when dealing with $\{0, 1\}$ model neurons.

B. The classification problem

We assume that our model neuron has to classify a set of $p = \alpha N$ random input patterns $\{\xi_i^a, i = 1, \dots, N, a = 1, \dots, p\}$ into two classes (active or inactive neuron, $\sigma^a = \pm 1$). The set of patterns which should be classified as $+1$ (-1) is denoted by Ξ_+ (Ξ_-) respectively. In each pattern, the activity of input neurons is set to 1 or -1 with probability 0.5, independently from neuron to neuron and pattern to pattern. The learning process consists in finding a vector of synaptic weights \mathbf{w} such that *all* patterns in Ξ_+ (resp. Ξ_-) are mapped onto output $+$ (resp. $-$). Hence, the vector \mathbf{w} has to satisfy the p equations

$$\sigma^a = \text{sign} \left(\sum_{j=1}^N w_j \xi_j^a \right) \quad \text{for } a = 1, \dots, p. \quad (1)$$

We will call such a vector a *perfect classifier* for this problem.

In the case of ± 1 synapses and inputs we are considering in this section, the problem is the same if we consider the set Ξ_- to be empty, i.e. $\sigma^a = +1$ for all $a = 1, \dots, p$, as we can always redefine $\xi_j^a \rightarrow \sigma_j^a \xi_j^a$ and require the output to be positive. This will no longer hold in next section.

C. The perceptron learning algorithm

In the case of unbounded synaptic weights, there exists a standard learning algorithm that can find a perfect classifier, provided such a classifier exists, namely the perceptron algorithm (**SP**) [15, 16]. The algorithm consists in

presenting sequentially the input patterns. When at time τ pattern ξ^τ is presented, one first computes the total input $I = \sum_{i=1}^N w_i^\tau \xi_i^\tau$ and then:

- If $I \geq 0$: do nothing.
- If $I < 0$: change the synaptic weights as follows:

$$w_i^{\tau+1} = w_i^\tau + \xi_i^\tau$$

This algorithm has the nice feature that it is guaranteed to converge in a finite time if a solution to the classification problem exists. Furthermore, it has other appealing features that makes it a plausible candidate for a neurobiological system: the only information needed to update the synapse is an ‘error signal’ (the synapse is modified only when the neuron gave an incorrect output), and the current activity of both presynaptic and postsynaptic neurons. However, the convergence proof exists for unbounded synaptic weights [15], or for sign-constrained synaptic weights [29], but not when synaptic weight can take only a finite number of states.

D. Requirements for biologically plausible learning algorithms with binary weights

In this paper, we explore learning algorithms for binary synaptic weights. Each synapse is endowed with an additional discrete ‘hidden’ variable h_i . This hidden variable could correspond to the state of the protein interaction network of the post-synaptic density, which can in principle be multistable due to positive feedback loops in such networks [4, 5]. Each synaptic weight w_j will depend solely on the sign of the corresponding hidden variable h_j ; in the following, in order to avoid the ambiguous $h_i = 0$ state, we will always represent the hidden variables by odd integer numbers (this simplifies the notation but doesn’t affect the performance). We first consider the (unrealistic) situation of an unbounded hidden variable, and then investigate learning with bounded hidden variables. Similar to the perceptron algorithm, we seek ‘on-line’ algorithms (i.e. modifications are made only on the basis of the currently presented pattern) which, at each time step τ , modify synapses based only on variables available to a synapse: **(i)** The current total synaptic input I^τ and hence the current post-synaptic activity; **(ii)** The current presynaptic activity ξ_i^τ ; **(iii)** An error signal indicating whether the output was correct or not. At each time step, the current input pattern is drawn randomly from the set of patterns, and the hidden variables $h_j^\tau \rightarrow h_j^{\tau+1}$ and the synaptic weights $w_j^\tau \rightarrow w_j^{\tau+1}$ are updated according to the algorithm.

E. Quantifying performance of various algorithms

The maximal number of patterns for which a weight vector can be found is $\alpha_{\max} \simeq 0.83$ for random unbiased patterns [18]. Hence, the performance of an algorithm can be quantified by how close the maximal value of α at which it can find a solution is to α_{\max} . In practice, one has to introduce a maximal number of iterations per pattern. For example, a complete enumeration algorithm (in which one checks sequentially the 2^N possible synaptic weight configurations) is guaranteed to find a solution for any $\alpha \leq \alpha_{\max}$, but it finds it in an implausibly long time (exponentially large in N). Here, we impose a maximal number of iterations (typically 10^4 per pattern) and find the maximal value of α for which a given algorithm is able to find a solution.

F. Belief propagation–inspired algorithms

A modification of the Belief Propagation (BP) algorithm was found by Braunstein and Zecchina[28] to perform remarkably well in the random binary perceptron problem. However, the BP algorithm has some features which make it unpalatable from the biological point of view. In the Supporting Information, we show that with a number of simplifications, this algorithm can be transformed into a much simpler on-line one that satisfies all the requirements outlined above. The resulting algorithm is as follows:

BP-inspired (BPI) Algorithm

Compute $I = \xi^\tau \cdot w^\tau$, where $w_i^\tau = \text{sign}(h_i^\tau)$, then

(R1) If $I > 1$, do nothing

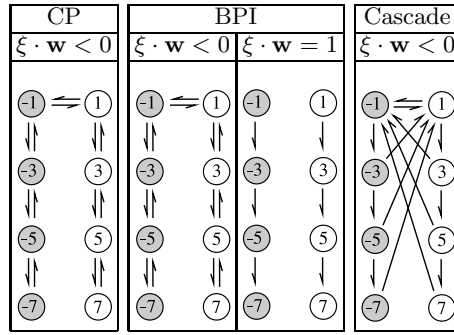


FIG. 1: Schematic representation of transitions between synaptic states in the **CP** algorithm and the **BPI** algorithm. The cascade model introduced by Fusi et al [12] is shown for comparison. Circles represent the possible states of the internal synaptic variable h_i . Grey circles correspond to $w_i = -1$, white ones to $w_i = 1$. Clockwise transitions happen when $\xi_i = 1$, counter-clockwise when $\xi_i = -1$. Horizontal transitions are plastic (change value of synaptic efficacy w_i), vertical ones meta-plastic (change internal state only). Downwards transitions make the synapse less plastic, upward ones more plastic. When the output of the neuron is erroneous, $\xi \cdot w < 0$: transitions occur to the nearest neighbor internal state. In the **CP** algorithm, when the output is correct, $\xi \cdot w > 0$: no transitions occur. In the **BPI** algorithm, when the output is barely correct $\xi \cdot w = 1$ (a single synaptic flip could have caused an error): transitions are made towards less plastic states only. When the output is safely correct, $\xi \cdot w > 1$: no transitions occur. In the cascade model, ‘down’ transitions are towards nearest neighbors, while ‘up’ transitions are towards the highest state with opposite sign. Transition probabilities decrease with increasing $|h|$, see[12] for more details

(R2) If $I = 1$ then:

- (a) If $h_i^\tau \xi_i^\tau \geq 1$, then $h_i^{\tau+1} = h_i^\tau + 2\xi_i^\tau$
- (b) Else do nothing

(R3) If $I \leq -1$ then $h_i^{\tau+1} = h_i^\tau + 2\xi_i^\tau$.

These rules can be interpreted as follows. (R1) As $I > 1$ the synaptic input is sufficiently above threshold, such that a single synaptic (or single neuron) flip would not affect the neuronal output; therefore all variables are kept unchanged. (R2) As $I = 1$ the synaptic input is just above threshold (a single synaptic or single neuron flip could have potentially brought it below threshold), then some of the hidden variables need to be changed. The variables that are changed are those that were going in the right direction, i.e. those that contributed to having the synaptic input go above threshold. Finally for (R3) $I < 0$ so the output is incorrect and then all hidden variables need to be changed. The factor of 2 included in rules R2 and R3 guarantees that the hidden variables will still be odd when updated if they are initialized to be so.

Note that this algorithm has two distinct features compared to the perceptron algorithm: **(i)** Hidden variables obey update rules that are similar to those of the **SP** algorithm, but the actual synaptic weight is binary; **(ii)** One of the update rules, rule R2 (corresponding to a synaptic input just above threshold), is new compared to **SP**.

To investigate the effect of rule R2 on performance, we also simulated a stochastic version of the **BPI** algorithm, in which such a rule is only applied with probability p_s for each presented pattern:

Stochastic BP-inspired (SBPI) Algorithm

As **BPI**, except rule R2 is replaced by:

(R2) If $I = 1$, then:

- (a) with probability p_s :
 - i. If $h_i^\tau \xi_i^\tau \geq 1$, then $h_i^{\tau+1} = h_i^\tau + 2\xi_i^\tau$
 - ii. Else do nothing
- (b) with probability $1 - p_s$, do nothing

When the parameter p_s is set to 1, one recovers the deterministic **BPI** algorithm, while setting it to 0 (thus, in fact, removing rule R2) transforms it into a ‘clipped perceptron algorithm’ (**CP**), i.e. a perceptron algorithm but with clipped synaptic weights.) Both **BPI** and **CP** algorithms are sketched in Fig. 1.

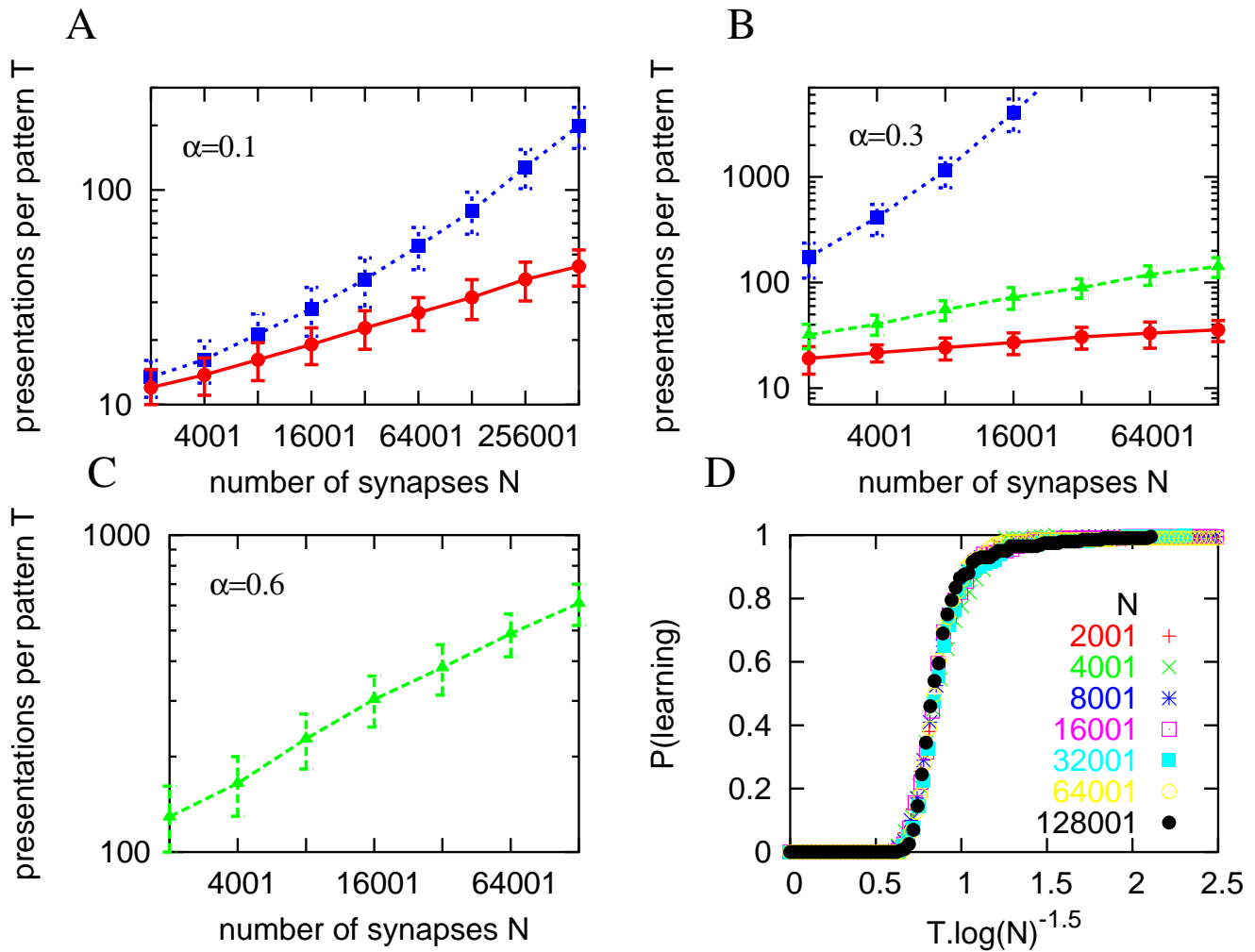


FIG. 2: Performance of the **BPI** algorithm with unbounded hidden variables: **A-C** convergence time vs. N for different values of α (indicated on each graph). Points correspond to number of iterations per pattern until the algorithm converges averaged over 200 pattern sets, vertical bars are standard deviations. Dotted lines: **CP**, Solid lines: **BPI**, Dashed lines: **SBPI** with $p_s = 0.3$. The latter is the only one which can reach $\alpha = 0.6$, but performs worse than **BPI** for $\alpha \leq 0.3$ (it is absent from panel **A** for clarity). **D**. Probability that the **BPI** algorithm learns perfectly $0.3 \cdot N$ patterns in less than $T = x \cdot \log(N)^{1.5}$ iterations per pattern vs x for various values of N

G. Performance with unbounded variables

The performance of both deterministic and stochastic versions of the **BPI** algorithm was first investigated numerically with unbounded hidden variables, for different values of α , N and p_s . It turns out that **SBPI** performs remarkably well, provided the probability p_s is chosen appropriately - with $p_s \approx 0.3$ the system can reach a capacity of order 0.65 with a convergence time that increases with N in a sub-linear fashion (see Fig. 2). On the other hand, the deterministic **BPI** ($p_s = 1$) has a significantly lower capacity ($\alpha \approx 0.3$), but for those lower values of α it performs significantly faster than the **SBPI** algorithm - for $\alpha = 0.3$ the time increases approximately as $(\log N)^{1.5}$, as shown in Fig. 2D. As an example, the algorithm perfectly classifies 38400 patterns with 128001 synapses with around 35 presentations of each pattern only. By eliminating completely rule R2 (i.e. **CP**) convergence time becomes exponential in N rather than logarithmic, for every tested value of α , as shown by the supralinearity of the blue curves in Fig. 2. Hence, the specificity of rule R2 with respect to synapses (only synapses that actually went in the right direction for the current pattern should be modified) is a crucial feature which makes the **BPI** algorithm qualitatively superior. Moreover the convergence time increases only mildly with α , as shown in Fig. 2.

We also find that there is a tradeoff between convergence speed and capacity: for each value of α , there is an optimal

value of p_s that minimizes average convergence time (shown in the Supporting Information, Fig. 6). This optimal value decreases with α ; for $\alpha = 0.3$ it is close to 1, and decreases to 0.3 at $\alpha = 0.65$. Hence, decreasing p_s enhances the capacity, at the cost of a slower convergence; nevertheless Fig. 2C shows that for values of $\alpha \leq 0.60$ **SBPI** ($p_s = 0.3$) learns perfectly the set of input/output associations in a time that scales sub-linearly with N . Above $\alpha \geq 0.7$ the algorithm fails to solve instances in a time shorter than the chosen cutoff time of 10^4 . Note that for $p_s = 0.3$ the convergence time depends in a more pronounced way on α than in the $p_s = 1$ case.

We have also investigated an algorithm in which p_s is itself a dynamical variable that depends on the fraction of errors averaged over a long time window - such an algorithm with an adaptive p_s is able to combine faster convergence at low values of α with high capacity associated with low values of p_s (not shown).

H. Performance with bounded hidden variables

We now turn to the situation when there is only a limited number of states K of the hidden variables h_i , since it is unrealistic to assume that a single synapse can maintain an arbitrarily large number of hidden states. Thus, we investigated the performance of an algorithm with symmetrical hard bounds on the values of the hidden states, $|h_i| \leq K - 1$ for all i .

Figure 3 shows what happens when the number of internal states is kept fixed while varying N . For the number of states we have considered, ($10 \leq K \leq 40$), the optimal value of p_s is 1, since in general the stochastic version of the algorithm requires a larger number of states to be efficient. Here, we defined the capacity as the number of patterns for which there is 90% probability of perfect learning in 10^4 iterations, and plotted in Fig. 3 the corresponding critical α against N for different values of the states number K , comparing **BPI**, **CP**, and the cascade model (defined as in Fig. 1). We also compared these algorithms that have only 2 ‘visible’ synaptic states but K hidden states, with the **SP** algorithm with K ‘visible’ states, $w_i = h_i$.

It turns out that **BPI** achieves a higher capacity than the **SP** algorithm with K visible states, when K is fixed and N is sufficiently large, even though the maximal capacity of the binary device is lower. Interestingly, adding an equivalent of rule R2 to the **SP** algorithm allows it to overcome **BPI**. This issue is further discussed in the Supporting Information.

It is also interesting to note that at very low values of N , performance is better using 20 states than with an infinite number of states. Intuitively, this may be due to the fact that in the unbounded case some synapses are pushed too far and get stuck at high values of h_i , i.e. they lose all their plasticity, while a solution to the learning problem would require them to come back to the opposite value of w_i .

The last panel in Fig. 3 compares how convergence time changes with α for the same four algorithms, with the same number of synapses and same number of states per synapse: while the cascade model has a clear exponential behavior, the **BPI** and **SP** algorithms maintain nearly constant performance almost up to their critical point. The **CP** algorithm is somehow in between, its performance degrading rapidly with increasing α (note the logarithmic scale).

Following the observation that an appropriate number of internal states K can increase BPI capacity, we searched for the value of K that optimizes capacity, and found that it scales roughly as \sqrt{N} (see the corresponding section and Fig. 8 in the Supporting Information); this is consistent with the observation that the distribution of hidden states scales as \sqrt{N} (also discussed in the Supporting Information, see Fig. 7). The fact that the capacity is optimal for a finite value of K makes the **BPI** algorithm qualitatively different from the other three, whose performance increases monotonically with K .

For a system with a number of states that optimizes capacity, the optimal value for p_s is 0.4, rather than 0.3 as in the unbounded case. With these settings it is possible to reach a capacity α_c of almost 0.7 bits per synapse, very close to the theoretical limit $\alpha_{\max} \simeq 0.83$. Convergence time at high values of α scales roughly linearly with N , but with a very small prefactor ($\approx 2 \cdot 10^{-3}$).

III. BINARY 0,1 NEURONS AND SYNAPSES, SPARSE CODING

A. The 0,1 model neuron

± 1 neurons with dense coding (equal probability of + or -1 inputs) have the biologically implausible feature of symmetry between the two states of activity.

A first step towards a more biologically plausible system is to consider the situation in which both the synaptic weights w_j and neurons are 0,1 binary variables, and the inputs are $\xi_j^a = 1$ with probability f , and 0 with probability $(1 - f)$, where $f \in [0, 0.5]$ is the ‘coding level’. In this case, we need to take a non-zero threshold $\theta > 0$. In the

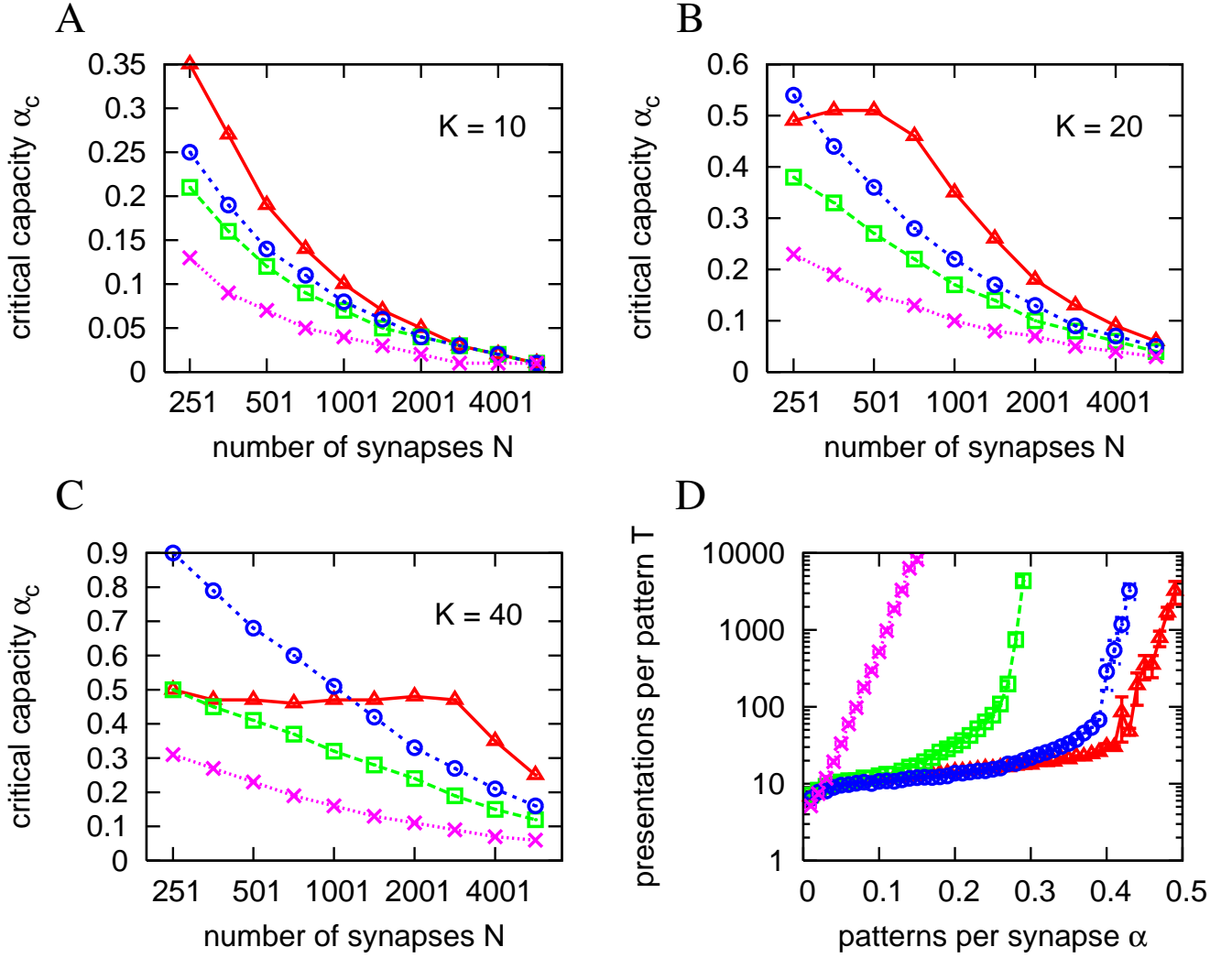


FIG. 3: Performance of various algorithms with hard-bounded hidden variables. Triangles: **BPI**, squares: **CP**, circles: **SP**, crosses: cascade model. **A**, **B**, **C**. Critical capacity vs N , with fixed number of internal states K . **D**. Convergence time vs α at $N = 1415$, $K = 40$, averaged over 100 samples. Figures for different number of states and synapses are qualitatively similar

following, we choose the threshold to be $\approx 0.3Nf$ (see Supporting Information for details). We consider each input pattern a to have a desired output $\sigma^a = 1$ with probability f and $\sigma^a = 0$ with probability $(1 - f)$.

The new classification problem amounts at finding a vector \mathbf{w} which satisfies the p equations:

$$\sigma^a = \Theta \left(\sum_{j=1}^N w_j \xi_j^a - \theta \right) \quad \text{for } a = 1, \dots, p. \quad (2)$$

B. The optimized algorithm

The BP scheme can be straightforwardly applied to the 0,1 perceptron (see Supporting Information for details); the resulting **BPI** algorithm is very similar to the one presented above, with two major differences: **(i)** The quantity to be evaluated at each pattern presentation is not the total input $I = \sum_j \xi_j^\tau w_j^\tau$, but rather the ‘stability parameter’ $\Delta = (2\sigma^\tau - 1)(I - \theta)$, which is positive if the pattern is correctly classified and negative otherwise. **(ii)** Synaptic weights are now computed as $w_i^\tau = \frac{1}{2}(\text{sign}(h_i^\tau) + 1)$, making the synapse active (inactive) if the hidden variable is positive (negative), respectively. The 0,1 algorithm is then the same as the one for the ± 1 case, in which Δ replaces

I. The performance of this algorithm is qualitatively very similar to the one for the ± 1 case, with a lower capacity - about 0.25, to be compared with a theoretical limit of 0.59 [30].

We have explored variants of the basic **BPI** algorithm. In particular, we have studied a stochastic version of the algorithm in which rule R2 is applied with probability p_s , but only for those patterns which require $\sigma^a = 0$. This **SBPI01** algorithm consists in:

SBPI01 Algorithm

Compute $I = \xi^\tau \cdot w^\tau$, where $w_i^\tau = \frac{1}{2} (\text{sign}(h_i^\tau) + 1)$, and $\Delta = (2\sigma^\tau - 1)(I - \theta)$, then

(R1) If $\Delta \geq \theta_m = 1$, then do nothing

(R2) If $0 \leq \Delta < \theta_m = 1$, then

(a) If $\sigma^\tau = 0$, with probability p_s , if $w_j^\tau = 0$, then $h_j^{\tau+1} = h_j^\tau - 2\xi_j^\tau$;

(b) Else do nothing.

(R3) If $\Delta < 0$, then $h_i^{\tau+1} = h_i^\tau + 2\xi_i^\tau (2\sigma^\tau - 1)$.

where we have introduced θ_m , the threshold for applying rule R2. Since rule R2 is only applied to patterns with zero output σ^τ , the metaplastic changes affect only silent synapses (for which $w_j^\tau = 0$) involved in the pattern (those for which $\xi_i^\tau = 1$). Note that using rule R2 only for patterns for which $\sigma^a = 0$ not only optimizes performance, but also makes the algorithm simpler, since in this way there is only the need for one secondary threshold ($\theta - \theta_m$) instead of two (which would have been required if rule R2 had to be applied in all cases). The opposite choice, i.e. using rule R2 only for patterns for which $\sigma_a = 1$, can also be taken with similar results.

As in the preceding case, introducing boundaries for the hidden variables h_j can further improve performance, and the number of states K which maximizes capacity scales again roughly as \sqrt{N} (shown in the Supporting Information, Fig. 8). In the case of dense coding, $f = 0.5$, and using the optimal value $p_s = 0.4$, **SBPI01** can reach a storage capacity α_c beyond 0.5 bits per synapse for sufficiently high N , very close to the maximum theoretical value $\alpha_{\max} \simeq 0.59$.

C. Heterogeneous synapses and sparse coding

One possible way to increase capacity with a very limited number of available states is to use ‘sparse’ coding, i.e. a low value for f . In an unsupervised learning scenario, it has been shown that purely binary synapses (e.g. only two hidden states) can perform well if f is chosen to scale as $\log N/N$ [6, 10]. Here, we chose an intermediate scaling $f = 1/\sqrt{N}$. In addition, we also introduced heterogeneity in synaptic efficacies. Possible synaptic weights were no longer 0 and 1, but 0 and a_i where a_i was drawn from a Gaussian distribution with mean 1, and standard deviation 0.1. Likewise, the threshold θ_m used for the implementation of rule R2 was drawn randomly at each pattern presentation from a Gaussian distribution centered in 1 with variance 0.1. The resulting algorithm **SBPI-Het** was shown to have very similar performance to **SBPI01** in the $f = 0.5$ case.

In Fig. 4A we show the maximum capacity α_c (defined as for Fig. 3) reached in the sparse coding case divided by the maximum theoretical value α_{\max} (which depends on f), with $p_s = 1$, N ranging from 1000 to 64000 and low number of internal states. The figure shows that a synapse with only two states (i.e. with no metaplasticity) has a capacity of only about 10% of the maximal capacity in the whole range of N investigated. Adding hidden states up to $K = 10$ improves significantly the performance, which reaches about 70% of the maximal capacity for sizes of N of order 10000. In fact, for such values of N the capacity decreases when one further increases the number of states. The optimal number of states increases with N as in the dense coding case, but with a milder dependence on N . In fact, simple arguments based on unsupervised application of rule R2 predicts in this case an optimal number of states scaling as $N^{1/4}/\sqrt{\log N}$, which seems to be roughly consistent with our numerical findings. Fig. 4B shows convergence time versus α for $N = 64000$. It demonstrates again the speed of convergence of the **SBPI** algorithm, while the cascade model is significantly slower.

IV. ROBUSTNESS AGAINST NOISE

Binary devices have the advantage of simplicity and robustness against noise. Here we briefly address the issue of resistance against noise which might affect the multi-stable hidden states. Intuitively, the fact that the synaptic

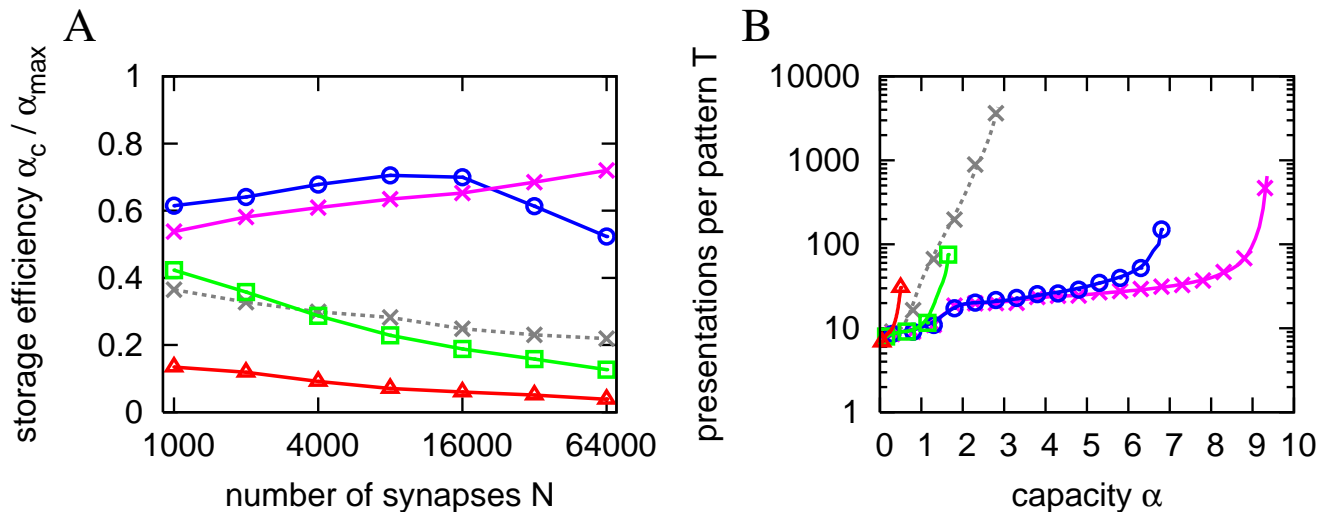


FIG. 4: Performance of **SBPI-Het** for different number of states K , with coding level $f = N^{-\frac{1}{2}}$. Number of samples ranges from 100 for $N = 1000$ to 10 for $N = 64000$. Triangles: $K = 2$, Squares: $K = 4$, Circles: $K = 10$, Crosses: $K = 20$. Dashed line: cascade model with $K = 20$. **A.** Storage efficiency vs N **B.** Convergence time vs α for $N = 64000$

weights in the **BPI** algorithm only depend on the sign of the corresponding hidden variables, suggests that a device implementing such learning scheme would be more resistant against accidental changes in the internal states with respect to a device in which the multi-stable state is directly involved in the input summation. We verified this by comparing a perceptron with binary synapses and K hidden states implementing the **SBPI** algorithm with a perceptron with synapses with K visible states implementing the **SP** algorithm, both in the unbounded and in the bounded cases. The protocols used for testing robustness and the corresponding results are presented in the Supporting Information.

In all the situations we tested, we found a pronounced difference between the two devices, confirming the advantage of using binary synapses in noisy environments or in presence of unreliable elements.

V. DISCUSSION

In this paper, we have shown that simple on-line supervised algorithms lead to very fast learning of random input-output associations, up to close to the theoretical capacity, in a system with binary synapses and a finite number of hidden states. The performance of the algorithm depends crucially on a rule which leads to synaptic modifications only if the currently shown pattern is ‘barely learned’ - that is, a single synaptic flip would lead to an error on that pattern. In this situation, the rule requires the synapse to have metaplastic changes only. Only synapses that contributed to the correct output need to change their hidden variable, in the direction of stabilizing the synapse in its current state. This rule originates directly from the Belief Propagation algorithm. We have shown that this addition allows the **BPI** algorithm to learn a fraction of bits of information per synapse with at least roughly an order of magnitude less presentations per pattern than any other known learning protocol already at moderate system sizes and moderate values of α . Furthermore, for a neuron with about $10^4 - 10^5$ synapses, when $\alpha \in [0.3 - 0.6]$, the **BPI** algorithm finds a solution with a few tens of presentations per pattern, while the **CP** algorithm is unable to find such a solution in 10^4 presentations per pattern. Finally, we showed that this algorithm renders a model with only two visible synaptic states and K hidden states much more robust to noise than a model with K visible states.

Other recent studies have considered the problem of learning in networks with binary synapses. Senn and Fusi [20] introduced a supervised algorithm that is guaranteed to converge for an arbitrary set of linearly separable patterns, provided there is a finite separation margin between the two classes. For sets of random patterns, this last requirement limits learning to a number of patterns which does not increase with N . Fusi et al [12] introduced a model that bears similarity with the model we consider (binary synapses with a finite number of hidden states), with unsupervised transitions between hidden states. We have shown here that a supervised version of this algorithm performs significantly worse than the **BPI** algorithm.

Since the additional simple rule R2 has such a spectacular effect on performance, we speculate that neurobiological systems that learn in presence of supervision must have found a way to implement such a rule. The prediction is

that when a system learns in presence of an ‘error’ signal, and synaptic changes occur in presence of that signal, then metaplastic changes should then occur *in absence of the error signal*, but when the inputs to the system are very close to threshold. After exposure to such an input, it should be more difficult to elicit a visible synaptic change, since the synaptic hidden variables take larger values.

The fact that the algorithms developed here are digital during retrieval and that discrete (even noisy) hidden variables are only needed during learning could also have implications in large-scale electronic implementations, in which the overhead associated with managing and maintaining multi-stable elements in a reliable way may be of concern.

Acknowledgments

This work has been supported by the European Union under the contract EVERGROW and by Microsoft Research TCI.

-
- [1] C. C. Petersen, R. C. Malenka, R. A. Nicoll, and J. J. Hopfield (1998) *Proc.Natl.Acad.Sci.USA* **95**, 4732–4737
 - [2] D. H. O’Connor, G. M. Wittenberg, and S. S-H. Wang (2005) *Proc Natl Acad Sci U S A* **102**, 9679–9684
 - [3] J. E. Lisman (1985) *P. N. A. S. USA* **82**, 3055–3057
 - [4] A. M. Zhabotinsky (2000) *Biophys. J.* **79**, 2211–2221
 - [5] U. S. Bhalla and R. Iyengar (1999) *Science* **283**, 381–387
 - [6] D. Willshaw, O. P. Buneman, and H. Longuet-Higgins (1969) *Nature* **222**, 960–962
 - [7] D. Marr (1969) *J. Physiol.* **202**, 437–470
 - [8] H. Sompolinsky (1986) *Phys. Rev. A* **34**, 2571–2574
 - [9] D. J. Amit and S. Fusi (1992) *Network* **3**, 443–464
 - [10] D. J. Amit and S. Fusi (1994) *Neural Computation* **6**, 957–982
 - [11] N. Brunel, F. Carusi, and S. Fusi (1998) *Network* **9**, 123–152
 - [12] S. Fusi, P. J. Drew, and L. F. Abbott (2005) *Neuron* **45**, 599–611
 - [13] S. Fusi, W. Senn (2005) *Physical Review E* **71**, 061907
 - [14] M. Tsodyks (1990) *Mod. Phys. Lett. B* **4**, 713–716
 - [15] F. Rosenblatt (1962) *Principles of neurodynamics*. Spartan Books, New York, 1962.
 - [16] M. Minsky and S. Papert (1969) *Perceptrons: An Introduction to Computational Geometry*. MIT Press, Cambridge, Ma
 - [17] M. B. Kennedy (2000) *Science* **290**, 750–754
 - [18] W. Krauth and M. Mézard (1989) *J. Phys. France* **50**, 3057–3063
 - [19] W. Krauth and M. Oppen (1989) *J. Phys. A* **22**, L519–L523
 - [20] W. Senn and S. Fusi (2005) *Physical Review E* **71**, 061907
 - [21] E. J. Gardner (1988) *J. Phys. A* **21**, 257–270
 - [22] R.L. Rivest A.L. Blum (1992) *Neural Networks* **5**, 117–127
 - [23] A. Amaldi (1991) In O. Simula T. Kohonen, K. Makisara and J. Kangas, editors, *Artificial Neural Networks*, vol. 1, 55–60. Elsevier Science Publisher, North-Holland, Amsterdam
 - [24] G. Parisi, M. Mezard, and R. Zecchina (2002) *Science* **297**, 812–815
 - [25] M. Mezard and R. Zecchina (2002) *Phys. Rev. E* **66**, 056126
 - [26] M. Mezard, A. Braunstein and R. Zecchina (2005) *Random Structures and Algorithms* **27**, 201–226
 - [27] A. Braunstein, R. Mulet, A. Pagnani, M. Weigt, and R. Zecchina (2003) *Phys. Rev. E* **68**, 036702
 - [28] A. Braunstein and R. Zecchina (2006) *Phys. Rev. Lett.* **96**, 030201
 - [29] D. J. Amit, C. Campbell and K. Y. M. Wong (1989) *J. Phys. A.: Math. Gen.* **22**, 4687–4693
 - [30] H. Gutfreund and Y. Stein (1990) *J. Phys. A: Math. Gen.* **23**, 2613–2630