

# Signal search enhanced RMT estimator for estimating the number of signals based on random matrix theory

Huiyue Yi, *Member, IEEE*

**Abstract**—Estimating the number of signals is a fundamental problem in many scientific and engineering fields. As a well-known estimator based on the random matrix theory, the RMT estimator estimates the number of signals via detecting the largest noise eigenvalues. Because the RMT estimator does not consider the interaction between the signal eigenvalues when the number of samples is limited, the RMT estimator may downestimate the number of signals when there are weak signals. In order to overcome the shortcomings of the RMT estimator, in this paper we propose a signal search enhanced RMT estimator by utilizing the asymptotically norm distribution of the sample signal eigenvalues. In the proposed estimator, a signal component search algorithm is presented to detect the weakest signals, which is the main contribution of this paper. The main ideas of this signal component search algorithm are as follows: (a) Firstly, we derive a novel decision statistics for signal number estimation by utilizing the asymptotic distribution of the sample signal eigenvalues, and this decision statistics can be seen as an estimate for the signal strength. Moreover, we derive the distribution of this decision statistics; (b) Then, based on this decision statistics, a signal component search algorithm is proposed to detect the weak signals via sequentially testing whether the decision statistics is above a threshold. One advantage of the proposed estimator is that it has better estimation performance than the RMT estimator because the proposed estimator considers the interaction between the signal eigenvalues. Another advantage of the proposed estimator over the existing RMT estimator is that the inversion of the normal distribution can be more easily computed than the inversion of the Tracy-Widom distribution. Consequently, the proposed estimator is more practical for real-world implementation and applications than the RMT estimator. Finally, simulation results show that the proposed signal search enhanced RMT estimator outperforms the existing estimators including the RMT

estimator, the classic AIC and MDL estimators, and the modified AIC estimator, especially for the cases when there are weak signals.

**Index Terms**—Detection and estimation, random matrix theory, sample covariance matrix, number of signals, model order selection

## I. INTRODUCTION

ESTIMATING the number of signals in a linear mixture model is a fundamental problem in statistical signal processing and array signal processing [1]-[6]. In the signal processing literature, two most common estimators for this problem are the Akaike information criterion (AIC) and minimum description length (MDL) [7]-[9] which are based on the eigenvalues of the sample covariance matrix. Both AIC and MDL rely on the asymptotic distribution of the eigenvalues of the sample covariance matrix which is based on a large-sample-size asymptotic region when the system size is fixed [5], and thus the sample size has to be sufficiently large. However, in many applications the system size and the sample size are large but have the same order of magnitude. Consequently, the large sample asymptotics required by these methods are no longer valid. As a result, most of the existing sample-eigenvalue-based approaches will suffer from significant performance degradation in this case. Moreover, neither of MDL and AIC is applicable to large aperture arrays with a large number of sensors larger than the number of samples.

The large random matrix theory [10]-[11] has become a powerful tool to deal with the case when the sample size is of the same order of the system size. The random matrix theory concerns both the distribution of noise eigenvalues and of signal eigenvalues in the large-system-size large-sample-size asymptotic region [12]-[22]. As is justified by these works, the random matrix theory provides a more precise approximation for the distribution of the sample eigenvalues in finite sample size settings than the classical multivariate statistical theory. In recent years, the use of random matrix theory in estimating the number of signals or weak signal detection has attracted much attention [5], [23]-[28]. In these methods, results on the spectral behavior of random matrices are applied to the problem of detecting the number of signals in a noisy linear mixture. As shown in [12]-[15], the fluctuation of the largest noise

This work was supported by the National 863 project under Grant 2014AA01A707.

Huiyue Yi is with the Shanghai Research Center for Wireless Communications (WiCO) and Key Laboratory of Wireless Sensor Networks & Communication, Shanghai Institute of Microsystem and information technology, Chinese Academy of Science, 6th floor, Lane. 280-1, Linhong Road, Changning District, Shanghai 200335, P. R. China (e-mail: [huiyue.yi@mail.sim.ac.cn](mailto:huiyue.yi@mail.sim.ac.cn); [huiyue\\_yi@263.net](mailto:huiyue_yi@263.net)).

eigenvalue of the sample covariance matrix can be modeled by the celebrated Tracy-Widom distribution under the assumption of Gaussian data. Based on this result, the authors in [24] propose a RMT estimator to estimate the number of signals via detecting the largest noise eigenvalues. In this estimator, an algorithm is proposed to estimate the noise variance, and the Tracy-Widom distribution is utilized to construct the thresholds for the sequential tests. Nevertheless, there is no closed-form expression for the Tracy-Widom distribution so that analytical inference becomes impossible in some cases. To overcome this drawback, a two-step test procedure based on random matrix theory is proposed for source enumeration in [5]. In this method, the second step is based on a likelihood ratio test to reduce the underestimation occurred in its first-step test. As illustrated in [5], the second-step test is suboptimal because only the marginal pdfs are utilized to compute the likelihood ratio, and it is not easy to derive an explicit expression for the test threshold. In [25], the authors analyze the detection performance of the AIC estimator from the random matrix theory point, and propose a modified AIC estimator with a small increase in the penalty term. This modified AIC estimator has a much better detection performance than the MDL with a negligible overestimation probability, but is inferior to the RMT estimator. As was analyzed in [24]-[28], a shortcoming of the sample-eigenvalue-based detection scheme is that it just might not be possible to detect low-level or closely spaced signals when there are too few samples available. In other words, if the signals are not strong enough and not spaced far enough apart, then not only will the RMT estimator consistently down-estimate the number of signals but so will any other sample-eigenvalue-based detectors.

As discussed above, the RMT estimator in [24] considers the distribution of the largest noise eigenvalues while not considering the distribution of signal eigenvalues. Therefore, the RMT estimator may down-estimate the number of signals when there are weak signals, and may overestimate the number of signals when there are multiple strong signals. Moreover, the inversion of the Tracy-Widom distribution has to be calculated numerically. In order to overcome these drawbacks of the RMT estimator, in this paper we propose a signal search enhanced RMT estimator by utilizing the asymptotically norm distribution of the sample signal eigenvalues. In the proposed estimator, a signal component search algorithm is presented to detect the weakest signals, which is the main contribution of this paper. The main ideas of this signal component search algorithm are as follows:

(a) Firstly, we derive a decision statistics for signal number estimation by utilizing the asymptotic distribution of the sample signal eigenvalues, and this decision statistics can be seen as an estimate for the signal strength. Moreover, we derive the distribution of this decision statistics.

(b) Then, based on this decision statistics, a signal component search algorithm is proposed to detect the weak signals via sequentially testing whether the decision statistics is above a threshold.

The advantage of the proposed estimator over the existing

RMT estimator is that the inversion of the normal distribution can be more easily computed than the inversion of the Tracy-Widom distribution. Consequently, the proposed estimator is more suitable for real-time implementation as well as real-world applications than the existing RMT estimator. This signal search enhanced RMT estimator will be presented in Section III. Finally, simulations are presented to compare the performance of the proposed signal search enhanced RMT estimator to the existing methods including the RMT estimator [24], the classic AIC and MDL estimators [7]-[8], and the modified AIC estimator [25]. Simulation results show that the proposed signal search enhanced RMT estimator outperforms the existing estimators, especially for the cases when there are multiple weak signals or when there are multiple strong signals.

This paper is organized as follows. In Section II, we present the problem formulation, mathematical preliminaries from the random matrix theory and the prior works. In Section III, we present the signal search enhanced RMT estimator by further utilizing the asymptotic norm distribution of the sample signal eigenvalues. Simulation results that illustrate the detection performance of the proposed signal search enhanced RMT estimator over the existing methods are presented in Section IV. Finally, conclusions are drawn in Section V.

## II. PROBLEM FORMULATION, RANDOM MATRIX THEORY AND PRIOR WORKS

In this section, we firstly introduce the data model and problem formulation. Then, we provide the mathematical preliminaries from the random matrix theory. Finally, we describe the RMT estimator in [24], which will be utilized for performance comparison in our simulations in Section IV.

### A. Data Model and Problem Formulation

In many signal processing applications, the observation vector can be modeled as a superposition of finite number of signals embedded in additive noise. As in [24], we consider the following standard linear  $p$ -dimensional linear mixture model for signals impinging on an array with  $p$  sensors. Let

$\{\mathbf{x}(i) = \mathbf{x}(t_i)\}_{i=1}^n$  denote  $n$  i.i.d. observations of the form

$$\mathbf{x}(t) = \sum_{i=1}^q \mathbf{v}_i s_i(t) + \mathbf{w}(t) = \mathbf{A}\mathbf{s}(t) + \mathbf{w}(t) \quad (1)$$

sampled at distinct times  $t_i$ , where  $\mathbf{s}(t) = [s_1(t), s_2(t), \dots, s_q(t)]^T$  is a  $q \times 1$  vector containing  $q$  different zero-mean signal components with corresponding independent array response vectors  $\mathbf{v}_i \in R^p$ ,  $\mathbf{A} = [\mathbf{v}_1, \mathbf{v}_2, \dots, \mathbf{v}_q]$  is the array response matrix, and the noise  $\mathbf{w}(t) \in R^p$  are assumed to be additive white Gaussian noise (AWGN) with zero mean and unknown variance  $\sigma^2$ , i.e.,

$\mathbf{w}(t) \sim N(\mathbf{0}, \sigma^2 \mathbf{I}_p)$ , and  $\mathbf{w}(t)$  is independent of  $\mathbf{s}(t)$ . In addition, we assume the  $q \times q$  covariance matrix  $\Sigma_s = E[\mathbf{s}\mathbf{s}^H]$  is of full rank. Under these assumptions, the population covariance matrix of the observations  $\mathbf{x}$  is given by  $\Sigma = E[\mathbf{x}\mathbf{x}^H]$  with its  $q$  noise-free population signal eigenvalues given by  $\{\lambda_1, \lambda_2, \dots, \lambda_q\}$ , and thus the population eigenvalues of  $\Sigma$  is given by

$$\{\lambda_1 + \sigma^2, \dots, \lambda_q + \sigma^2, \sigma^2, \dots, \sigma^2\} \quad (2)$$

Then, if the true covariance matrix  $\Sigma$  was known, the dimension of the signal dimensions can be determined from smallest eigenvalues of  $\Sigma$ . In practice, the problem is that we can only get finite samples of observations and thus the true covariance matrix  $\Sigma$  is unknown. As a result, the problem is to determine the number  $q$  of signal components from  $n$  finite i.i.d. noisy samples  $\{\mathbf{x}(i)\}_{i=1}^n$  of  $p$ -dimensional real or complex Gaussian snapshot vectors in (1).

We denote by  $\mathbf{S}_n$  the sample covariance matrix of the  $n$  samples  $\{\mathbf{x}(i)\}_{i=1}^n$  from the model (1),

$$\mathbf{S}_n = \frac{1}{n} \sum_{i=1}^n \mathbf{x}(i)\mathbf{x}^H(i) \quad (3)$$

Let the sample eigenvalues of  $\mathbf{S}_n$  be  $l_1 \geq l_2 \geq \dots \geq l_p$ . Estimating the number of signals  $q$  from finite samples is a model order selection problem for which there are many approaches. In the nonparametric setting, most methods are based on the eigenvalues of the sample covariance matrix. In particular, two well-known classical AIC and MDL estimators [7]-[8] are based on the fact that the sample covariance approximates the population covariance matrix well when sample size is large. However, this does not hold for the case when  $p/n \rightarrow \gamma \in (0, \infty)$  as  $n \rightarrow \infty$ .

The random matrix theory is a powerful tool to characterize the distribution of the sample eigenvalues for the case when  $p/n \rightarrow \gamma \in (0, \infty)$  as  $n \rightarrow \infty$  [10]-[22]. Nevertheless, the random matrix theory has been used for signal detection and estimation [5]-[6], [23]-[28], and these methods have superior detection performance over the classical methods. In this paper, we will further consider inferring the unknown number  $q$  of signals from the  $n$  samples  $\{\mathbf{x}(i)\}_{i=1}^n$  under the nonparametric setting in the large-system-size large-sample-size asymptotic region from the viewpoint of random matrix theory.

### B. Mathematical preliminaries from random matrix theory

In most cases, the number of sources is much smaller than the system size, i.e.,  $q \ll p$ , which means that the population

covariance matrix  $\Sigma = E[\mathbf{x}\mathbf{x}^H]$  is a low rank perturbation of an identity matrix. Such a population covariance matrix is called as the spiked covariance model [16]-[22], where all eigenvalues of the population covariance matrix are equal except for a small fixed number of distinct ‘‘spike eigenvalues’’. As the key goal in nonparametric estimation of the number of sources is to distinguish between noise and signal eigenvalues, in this subsection we will review some related results under this spiked covariance model regarding the asymptotic distribution of the eigenvalues of the sample covariance matrix  $\mathbf{S}_n$ . These results will be utilized in the development of our signal search enhanced RMT estimator described in next Section.

The first result describes the asymptotic distribution of the largest eigenvalue of a pure noise matrix [12]-[15]. Let  $\mathbf{S}_n$  denote the sample covariance matrix of pure noise observations distributed as  $N(0, \sigma^2 \mathbf{I}_p)$ . In the joint limit  $p, n \rightarrow \infty$ , with  $p/n \rightarrow \gamma \in [0, \infty)$ , the distribution of the largest eigenvalue of  $\mathbf{S}_n$  converges to a Tracy-Widom distribution. That is, for every  $x \in R$ ,

$$\Pr[l_1 < \sigma^2(\mu_{n,p} + x\sigma_{n,p})] \rightarrow F_\beta(x) \quad (4)$$

where  $\beta=1$  for real valued noise and  $\beta=2$  for complex-valued noise. The centering and scaling parameters  $\mu_{n,p}$  and  $\sigma_{n,p}$ , respectively, are functions of  $n$  and  $p$  only [12]-[15]. For real valued noise, the following formulas provide  $O(p^{-2/3})$  convergence rate in (4), see [14]

$$\mu_{n,p} = \frac{1}{n}(\sqrt{n-1/2} + \sqrt{p-1/2})^2, \quad (5)$$

$$\xi_{n,p} = \sqrt{\frac{\mu_{n,p}}{n}} \left( \frac{1}{\sqrt{n-1/2}} + \frac{1}{\sqrt{p-1/2}} \right)^{1/3}. \quad (6)$$

The second result describes the phase transition phenomenon for the signal eigenvalues in the spiked covariance model [16]-[20]. If the signal strength is not larger than a certain threshold, the corresponding signal eigenvalue converges to the upper limit of the support of the Marcenko-Pastur density, otherwise it is pulled up to a higher limit. Suppose that the fourth moment of the entries of  $\mathbf{S}_n$  exists. Then, in the joint limit  $p, n \rightarrow \infty$ , with  $p/n \rightarrow \gamma \in [0, \infty)$ , the  $i$ th signal signal sample eigenvalue  $l_i$  converges with probability one to

$$l_i \rightarrow \begin{cases} (\lambda_i + \sigma^2)(1 + \gamma\sigma^2/\lambda_i) & \text{if } \lambda_i > \sigma^2\sqrt{\gamma} \\ \sigma^2(1 + \sqrt{\gamma})^2 & \text{if } \lambda_i \leq \sigma^2\sqrt{\gamma} \end{cases}, \quad i = 1, 2, \dots, q \quad (7)$$

where the threshold  $\sigma^2\sqrt{\gamma}$  is called as the non-parametric asymptotic limit of detection, which can be denoted as

$$\lambda_{\text{DET}} = \sigma^2\sqrt{\gamma} \quad (8)$$

This detection threshold captures the fundamental limit of the sample eigenvalue-based source number estimation methods in [5], [23]-[28], which means that the asymptotically detectable signal must have signal strength larger than  $\lambda_{\text{DET}} = \sigma^2 \sqrt{\gamma}$ .

The third result characterizes the limiting distributions of the signal eigenvalues with strength  $\lambda_i > \sigma^2 \sqrt{\gamma}$  [18]-[21]. Such signal eigenvalues are distributed normally around the limiting value  $(\lambda_i + \sigma^2)(1 + \gamma\sigma^2 / \lambda_i)$  given in (7). In the joint limit  $p, n \rightarrow \infty$ , with  $p/n \rightarrow \gamma \in (0, \infty)$ , for the  $i$ th signal component with strength  $\lambda_i > \sigma^2 \sqrt{\gamma}$ , at a convergence rate of  $O(n^{-1/2})$ , the density of the corresponding signal sample eigenvalue  $l_i$  converges with probability one to the normal density:

$$l_i \xrightarrow{D} N(\tau_i, \delta_i^2) \quad (9)$$

with

$$\tau_i = (\lambda_i + \sigma^2)(1 + \gamma\sigma^2 / \lambda_i) \quad (10)$$

$$\delta_i = (\lambda_i + \sigma^2) \sqrt{\frac{2}{\beta n} (1 - \gamma\sigma^4 / \lambda_i^2)} \quad (11)$$

where  $\beta = 1$  for real-valued observations and  $\beta = 2$  for complex-valued observations.

Denote the population eigenvalue by  $\rho_i = \lambda_i + \sigma^2$ ,  $i = 1, 2, \dots, q$ . For limited number of samples, a more accurate expression for the expectation value of the sample eigenvalue  $l_j$  for  $j \leq q$  in the non-asymptotic region is given by [29, 30]:

$$E[l_j] = \rho_j + \frac{(p-q)\rho_j\sigma^2}{n(\rho_j - \sigma^2)} + \frac{\rho_j}{n} \sum_{i=1, i \neq j}^q \frac{\rho_i}{\rho_j - \rho_i} + O(n^{-2}) \quad (12)$$

This relation explicitly illustrates that other eigenvalues of  $\mathbf{S}_n$  impact the expected value of  $l_j$  when the number of samples is limited.

### C. Prior works

As stated in (4), the fluctuation of the largest noise eigenvalue of the sample covariance matrix can be modeled by the Tracy-Widom distribution under the assumption of Gaussian data. Consequently, if the noise variance  $\sigma^2$  is known, a statistical procedure to distinguish a signal eigenvalue  $l$  from noise at a significant level  $\alpha$  is to check whether  $l > \sigma^2(\mu_{n,p} + s(\alpha)\sigma_{n,p})$ , where the value of  $s(\alpha)$  depends on the required significant level  $\alpha$ .

Based on this observation, a RMT estimator is proposed in

[24] to estimate the number of signals via detecting the largest noise eigenvalues. The RMT estimator is based on a sequence of hypothesis tests, for  $k = 1, 2, \dots, \min(p, n) - 1$ ,

$H_0$ : at least  $k$  components,

$H_1$ : at most  $k - 1$  components.

For each value of  $k$ , the noise level  $\sigma_{\text{RMT}}^2(k)$  is estimated assuming  $l_{k+1}, \dots, l_p$  correspond to noise using the noise estimator introduced in [24], and test the likelihood of the  $k$ th eigenvalue  $l_k$  as arising from a signal or from noise, as follows:

$$l_k > \sigma_{\text{RMT}}^2(k) (\mu_{n,p-k} + s(\alpha)\sigma_{n,p-k}) \quad (13)$$

where  $\alpha$  is a user-chosen confidence level, and  $s(\alpha)$  is the corresponding value computed by inversion of the Tracy-Widom distribution. If (13) is satisfied  $H_0$  is accepted and  $k$  is increased by one. Otherwise,  $q_0 = k - 1$ . That is to say

$$\hat{q} = \arg \min_k \{ l_k < \sigma_{\text{RMT}}^2(k) (\mu_{n,p-k} + s(\alpha)\sigma_{n,p-k}) \} - 1. \quad (14)$$

As can be seen from (12), there exists interaction among signal eigenvalues for finite  $p$  and  $n$ . Therefore, the RMT estimator [24] may overestimate the number of signals for finite  $p$  and  $n$ . Taking into account the interaction between the signal eigenvalues, in next Section we propose a signal search enhanced RMT estimator by utilizing both the asymptotically norm distribution of the sample signal eigenvalues given by (9) and the expectation value of the sample eigenvalues given by (12) in the non-asymptotic region.

## III. SIGNAL SEARCH ENHANCED RMT ESTIMATOR BASED ON RANDOM MATRIX THEORY

In this Section, we first derive a novel decision statistics for signal number estimation using the results from (9) and (12), and derive its distribution. Then, based on the distribution of this decision statistics, we present our signal search enhanced RMT estimator for signal number estimation via sequentially testing whether an eigenvalue is from a signal component or noise.

### A. Novel decision statistics for signal number estimation

In this subsection, we derive a novel decision statistics for signal number estimation using the results from (9) and (12). For simplicity, we define:

$$\mu_i = \frac{1}{n} \sum_{j=1, j \neq i}^q \frac{(\lambda_j + \sigma^2)(\lambda_i + \sigma^2)}{\lambda_i - \lambda_j} \quad (15)$$

$$\eta_i = \left[ 1 + \frac{(p-q)\sigma^2}{n\lambda_i} \right] \quad (16)$$

Then, we define the following statistics

$$z_i = (l_i - \mu_i) / \eta_i - \sigma^2 \quad (17)$$

Since the sample eigenvalue  $l_i$  is of normal distribution given by (9), it is easy to derive that  $z_i$  follows the normal distribution:

$$z_i \xrightarrow{D} N(\tilde{\tau}_i, \tilde{\delta}_i^2) \quad (18)$$

From the mean and variance of  $l_i$  given by (10) and (11), we can easily obtain the mean and standard deviation of  $z_i$  as follows:

$$\tilde{\tau}_i = E[z_i] = \frac{E[l_i]}{\eta_i} - \frac{\mu_i}{\eta_i} - \sigma^2 = \lambda_i \quad (19)$$

$$\tilde{\delta}_i = (\lambda_i + \sigma^2) \sqrt{\frac{2}{\beta n} \left(1 - \frac{p-q}{n} \cdot \frac{\sigma^4}{\lambda_i^2}\right)} / \eta_i \quad (20)$$

As can be seen from (19),  $z_i$  can be seen as an estimate for the population signal strength  $\lambda_i$ . If  $l_i$  is a signal component, then its corresponding population signal strength  $\lambda_i$  must be larger than the critical value  $\lambda_{\text{DET}} = \sigma^2 \sqrt{\gamma}$  given by (8), i.e.,  $\lambda_i > \sigma^2 \sqrt{\gamma}$ . Therefore, if the noise variance  $\sigma^2$  and the population signal strength  $\lambda_i$  are known, a statistical procedure to distinguish a signal eigenvalue  $l_i$  from the noise at a significance level  $\alpha_0$  (i.e., the missed detection probability will be constrained below  $\alpha_0$ ) is to check whether

$$z_i > \sigma^2 \sqrt{\gamma} - \tilde{\delta}_i Q^{-1}(1 - \alpha_0) \quad (21)$$

where  $Q(\cdot)$  is the tail function of the standard Gaussian distribution and  $Q^{-1}(\cdot)$  is its inverse, and  $\alpha_0$  controls the probability of model underestimation. Based on (21), our signal search enhanced RMT estimator performs a sequence of hypothesis tests, at each step testing the significance of  $l_i$  as arising from signal or from noise, which will be described in next subsection.

### B. Signal search enhanced RMT estimator

In order to utilize (21) for signal number estimation, it requires to estimate the noise level  $\sigma^2$  and the signal strength  $\lambda_i$ . Denote  $\rho_i = \lambda_i + \sigma^2$ . For this aim, we can utilize the approximately self-consistent method introduced in [24] to estimate the sample signal eigenvalues and the noise level via solutions of the following non-linear system of equations:

$$\hat{\sigma}_{\text{RMT}}^2 - \frac{1}{p-q} \left[ \sum_{j=q+1}^p l_j + \sum_{j=1}^q (l_j - \hat{\rho}_j) \right] = 0, \quad (22)$$

$$\hat{\rho}_j^2 - \hat{\rho}_j [l_j + \hat{\sigma}_{\text{RMT}}^2 (1 - \frac{p-q}{n})] + l_j \hat{\sigma}_{\text{RMT}}^2 = 0. \quad (23)$$

This system is solved iteratively starting from an initial value  $\hat{\sigma}_0^2$  given by its maximum likelihood estimate  $\hat{\sigma}_0^2 = 1/(p-q) \cdot \sum_{j=q+1}^p l_j$ . After the convergence of the above system, we obtain the estimates for the sample signal eigenvalues  $\hat{\rho}_i$  and noise level  $\hat{\sigma}_{\text{RMT}}^2$ . Then, the sample signal strength  $\hat{\lambda}_i$  is estimated as  $\hat{\lambda}_i = \hat{\rho}_i - \hat{\sigma}_{\text{RMT}}^2$ .

After  $\lambda_i$  and  $\sigma^2$  in (17) is replaced by their corresponding estimates  $\hat{\lambda}_i$  and  $\hat{\sigma}_{\text{RMT}}^2$ , the corresponding  $z'_i$  is computed as follows:

$$z'_i = (l_i - \mu'_i) / \eta'_i - \hat{\sigma}_{\text{RMT}}^2 \quad (24)$$

where

$$\mu'_i = \frac{1}{n} \sum_{j=1, j \neq i}^q \frac{(\hat{\lambda}_j + \hat{\sigma}_{\text{RMT}}^2)(\hat{\lambda}_i + \hat{\sigma}_{\text{RMT}}^2)}{\hat{\lambda}_i - \hat{\lambda}_j}, \quad (25)$$

$$\eta'_i = \left[ 1 + \frac{(p-q)\hat{\sigma}_{\text{RMT}}^2}{n\hat{\lambda}_i} \right]. \quad (26)$$

Then, (21) becomes

$$z'_i > \hat{\sigma}_{\text{RMT}}^2 \sqrt{\gamma} - \tilde{\delta}'_i Q^{-1}(1 - \alpha_0) \quad (27)$$

where

$$\tilde{\delta}'_i = (\hat{\lambda}_i + \hat{\sigma}_{\text{RMT}}^2) \sqrt{\frac{2}{\beta n} \left(1 - \frac{p-q}{n} \cdot \frac{\hat{\sigma}_{\text{RMT}}^4}{\hat{\lambda}_i^2}\right)} / \eta'_i \quad (28)$$

Based on (27), our signal search enhanced RMT estimator is based on a sequence of hypothesis tests, for  $k = 1, \dots, \min(p, n) - 1$ ,

$H_0$ : at most  $k - 1$  signals,

$H_1$ : at least  $k$  signals.

For each value of  $k = 1, 2, \dots, \min(p, n) - 1$ , the noise level  $\hat{\sigma}_{\text{RMT}}^2(k)$  and the sample signal strength  $\{\hat{\lambda}_i\}_{i=1}^k$  is estimated from the solutions to the system given by (22)-(23) assuming that  $l_{k+1}, \dots, l_p$  correspond to noise. Then, we test the likelihood of the  $k$ th sample eigenvalue  $l_k$  as arising from a signal or from noise, by checking if

$$z'_k > \hat{\sigma}_{\text{RMT}}^2(k) \sqrt{\gamma} - \tilde{\delta}'_k Q^{-1}(1 - \alpha_0) \quad (29)$$

If (29) is satisfied,  $H_1$  is accepted and  $k$  is increased by one. Otherwise, the number of signals is estimated as  $\hat{q} = k - 1$ . That is to say

$$\hat{q} = \arg \max_k \left( z'_k > \hat{\sigma}_{\text{RMT}}^2(k) \sqrt{\gamma} - \tilde{\delta}'_k Q^{-1}(1 - \alpha_0) \right) \quad (30)$$

#### IV. SIMULATIONS AND DISCUSSIONS

In this section, we examine the performance of the proposed signal search enhanced RMT estimator and compare it to the standard MDL and AIC estimators [7]-[8], modified AIC estimator [25] with  $C = 2$ , and the RMT estimator [24] using Monte Carlo simulations. For all simulations, we assume real valued signals and real valued Gaussian noise, the number of sensors is set as  $p = 30$ , the significant level  $\alpha$  in the RMT estimator [24] is set as  $\alpha = 0.001$ , the significant level  $\alpha_0$  in the proposed signal search enhanced RMT estimator is set as  $\alpha_0 = 0.001$ , and we use a population covariance matrix  $\Sigma = E[\mathbf{x}\mathbf{x}^H]$  that has  $q$  unknown signal components with true signal strength  $\lambda = [\lambda_1, \lambda_2, \dots, \lambda_q]$  and  $p - q$  "noise" eigenvalues  $\lambda_{q+1} = \dots = \lambda_p = \sigma^2 = 1$ . All results are averaged over 10,000 independent Monte Carlo runs. The performance measure is the misdetection probability defined as

$$\Pr\{\hat{q} \neq q\}. \quad (31)$$

Firstly, we consider the case when there are multiple weak signals. In Fig. 1, we compare the misdetection probability of various algorithms for various number of weak signals as a function of sample size  $n$ , where (a) no signal with  $\lambda = []$ , (b) one signal with  $\lambda = [0.25]$ , (c) two signals with  $\lambda = [0.4, 0.25]$ , and (d) three signals with  $\lambda = [0.4, 0.4, 0.25]$ . As can be seen from the Fig. 1, the proposed signal search enhanced RMT estimator has superior detection performance as compared to the MDL estimator and the modified AIC estimator in this case. Moreover, the proposed algorithm has better detection performance than the existing RMT estimator, and becomes more significant as the number of weak signals increases. In addition, although the AIC estimator has better detection performance than the

proposed algorithm for small sample size, it is evident that the AIC estimator is asymptotically inconsistent, having a non-negligible probability to overestimate the number of signals when the sample size  $n$  becomes large.

Secondly, we consider the case when there are multiple strong signals. Fig. 2 compares the misdetection probability of various algorithms for various number of strong signals as a function of sample size  $n$ , where (a) one signal with  $\lambda = [20]$ , (b) two signals with  $\lambda = [20, 8]$ , (c) four signals with  $\lambda = [15, 12, 6, 5]$ , and (d) five signals with  $\lambda = [20, 12, 8, 6, 4.5]$ . As can be seen from Fig. 2, the misdetection probability of the proposed signal search enhanced RMT estimator is almost the same as that of the existing RMT estimator for the case when there are strong signals. Moreover, the misdetection probability of the proposed estimator is much better than that of the MDL and modified AIC estimators as the number of strong signals increases for small sample size. Again, the AIC estimator is asymptotically inconsistent, having a non-negligible probability to overestimate the number of signals in this case for all sample sizes.

Thirdly, we examine the effect of various system size  $p$  on the performance of various signal number estimators. Fig. 3 shows the misdetection probability of various algorithms for various system size  $p$  as a function of sample size  $n$  when there are one signal with  $\lambda = [0.4]$ , where (a)  $p = 25$ , (b)  $p = 40$ , (c)  $p = 60$ , and (d)  $p = 80$ . As can be seen from Fig. 3, the proposed signal search enhanced RMT estimator has better detection performance than the existing RMT estimator, and becomes more significant as the number of weak signals increases. As can be seen from Fig. 3(d), the detection performance of the proposed enhanced RMT estimator even becomes better than that of the AIC estimator for all sample sizes when the system size  $p \geq 80$ .

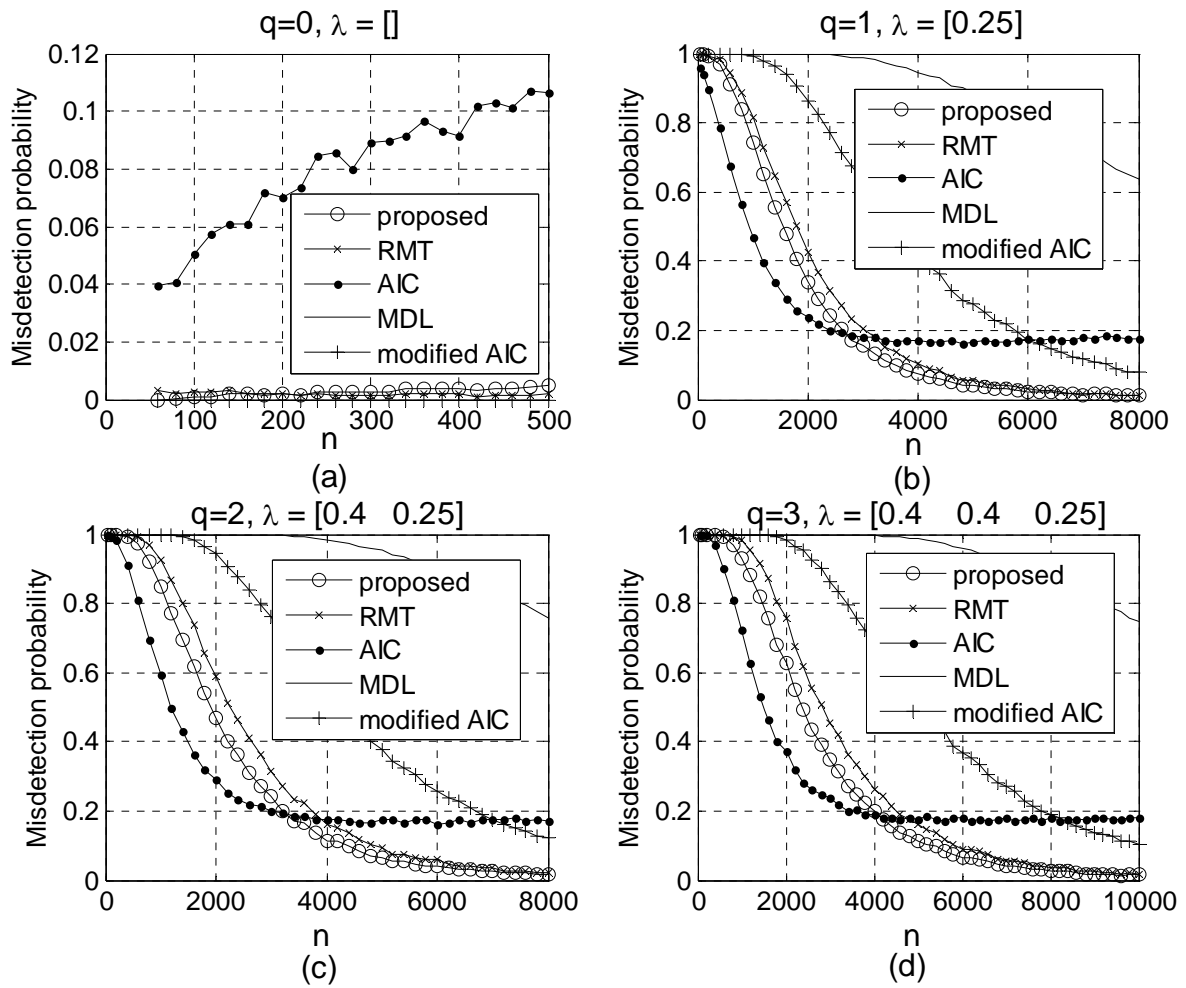


Fig. 1. Comparison of misdetection probability of various algorithms for various number of weak signals as a function of sample size  $n$ , where (a) no signal with  $\lambda = []$ , (b) one signal with  $\lambda = [0.25]$ , (c) two signals with  $\lambda = [0.4, 0.25]$ , and (d) three signals with  $\lambda = [0.4, 0.4, 0.25]$ .

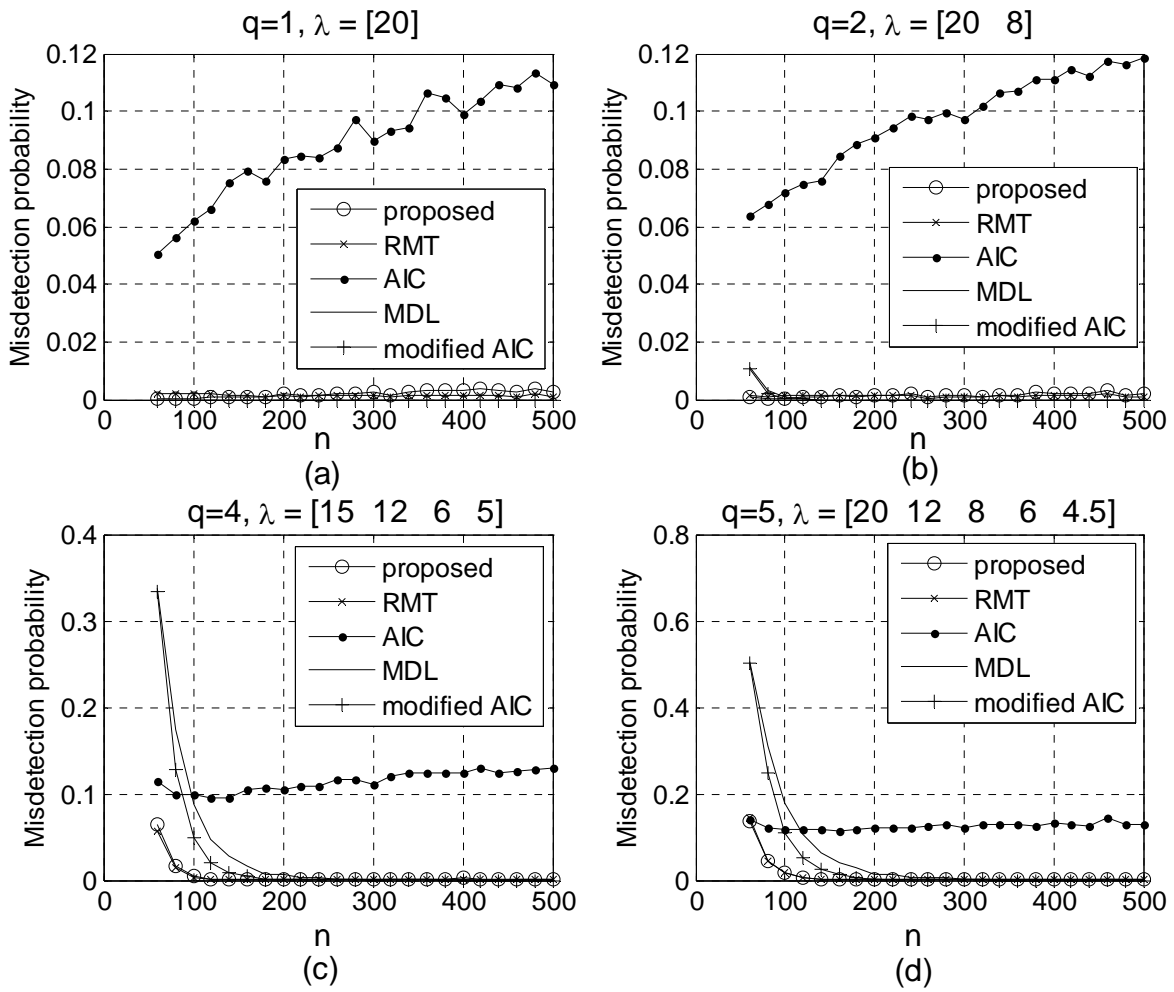


Fig. 2. Comparison of misdetection probability of various algorithms for various number of strong signals as a function of sample size  $n$ , where (a) one signal with  $\lambda = [20]$ , (b) two signals with  $\lambda = [20, 8]$ , (c) four signals with  $\lambda = [15, 12, 6, 5]$ , and (d) five signals with  $\lambda = [20, 12, 8, 6, 4.5]$ .



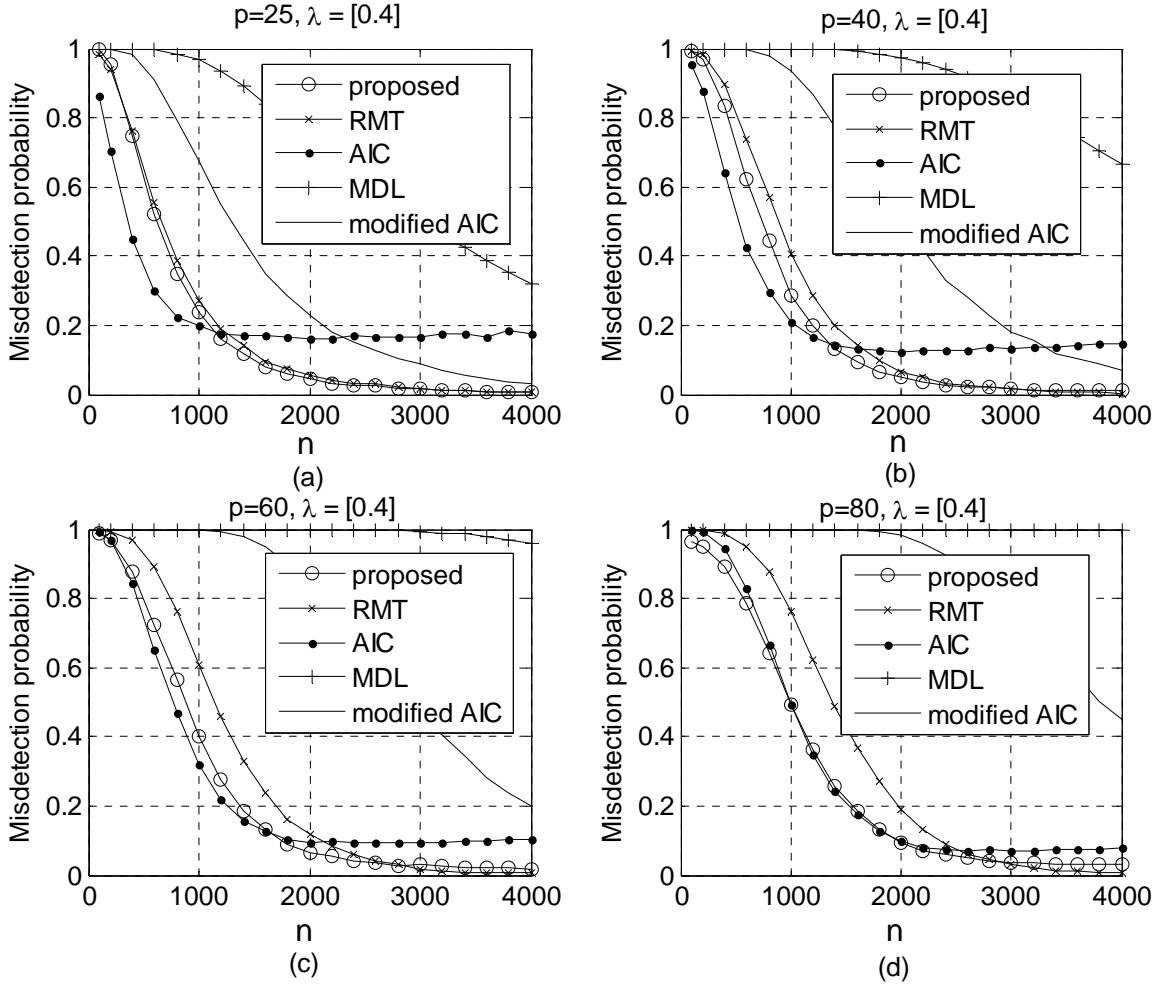


Fig. 3. Comparison of misdetection probability of various algorithms for various system size  $p$  as a function of sample size  $n$  when there are one signal with  $\lambda = [0.4]$ , where (a)  $p = 25$ , (b)  $p = 40$ , (c)  $p = 60$ , and (d)  $p = 80$ .

## V. CONCLUSIONS

As a well-known estimator based on the random matrix theory, the RMT estimator estimates the number of signals via detecting the largest noise eigenvalues. However, one main drawback of the existing RMT estimator is that there is no explicit closed-form expression for the Tracy-Widom distribution and thus the inversion of the Tracy-Widom distribution has to be calculated numerically and . In order to overcome the shortcomings of the RMT estimator, we have derived a novel decision statistics for signal number estimation by utilizing the asymptotic distribution of the sample signal eigenvalues, and this decision statistics can be seen as an estimate for the signal strength. Moreover, we have derived the distribution of this decision statistics. Moreover, based on this decision statistics, a signal component search algorithm is proposed to detect the weak signals via sequentially testing whether the decision statistics is above a threshold.

In the analysis of the proposed signal search enhanced RMT

estimator, the utilized key quantities were the decision statistics computed by (17) which can be seen as the estimate for the sample signal strength as well as its distribution given by (18). As can be seen from our analysis, the distribution of the decision statistics given by (18) played an important role in the development of our signal search enhanced RMT estimator given by (21), which is based on a sequence of hypothesis tests via sequentially testing whether the decision statistics is above a threshold. Unlike the RMT estimator in [24] which has to calculate the inversion of the Tracy-Widom distribution numerically, it can be seen from (21) that the inversion of the normal distribution can be easily calculated for the proposed signal search enhanced RMT estimator as compared to the calculation of the inversion of the Tracy-Widom distribution.

We showed by simulations that this signal search enhanced RMT estimator has better detection performance as compared to the existing estimators including the RMT estimator, the classic AIC and MDL estimators, and the modified AIC estimator, especially for the cases when there are weak signals.

## REFERENCES

- [1] S. Valace, P. Kabal, "An information theoretic approach to source enumeration in array signal processing," *IEEE Transactions on Signal Processing*, vol. 52, no. 5, pp. 1171-1178, May 2004.
- [2] H. Krim, M. Viberg, "Two decades of array signal processing research: the parametric approach," *IEEE Signal Processing Magazine*, vol. 13, no. 4, pp. 67-94, July 1996.
- [3] M. O. Ulfarsson, V. Solo, "Dimension estimation in noisy PCA with SURE and random matrix theory," *IEEE Transactions on Signal Processing*, vol. 56, no.12, pp. 5804-5816, December 2008.
- [4] Abhijit A. Shah, Donald W. Tufts, "Determination of the dimension of a signal subspace from short data records," *IEEE Transactions on Signal Processing*, vol. 42, no. 9, pp. 2531-2535, September 1994.
- [5] Zhihua Lu, "Source enumeration in sensor array processing: model order selection problem," Doctoral Dissertation, 2012 October 2012
- [6] Jack W. Silverstein, P. L. Combettes, "Signal detection via spectral theory of large dimensional random matrices," *IEEE Transactions on Signal Processing*, vol. 40, no. 8, pp. 2100-2105, August 1992
- [7] M. Wax, T. Kailath, "Detection of signals by information theoretic criteria," *IEEE Transactions on Acoustics, Speech, Signal Processing*, vol. 33, no. 2, pp. 387-392, April 1985
- [8] M. Wax, I. Ziskind, "Detection of the number of coherent signals by the MDL principle," *IEEE Transactions on Acoustics, Speech, Signal Processing*, vol. 37, no. 8, pp. 1190-1196, August 1989
- [9] P. Stoica, Y. Selén, "Model-order selection: A review of information criterion rules," *IEEE Signal Processing Magazine*, vol. 21, no. 4, pp. 36-47, July 2004
- [10] V. A. Marcenko, I. A. Pastur, "Distribution of eigenvalues for some sets of random matrices," *Math USSR-Sbornic*, vol. 1, no. 4, pp. 457-483, April 1967
- [11] Z. D. Bai, J. W. Silverstein, "Spectral analysis of large dimensional random matrices," Science Press, 2006.
- [12] I. M. Johnstone, "On the distribution of the largest eigenvalue in principal component analysis," *The Annals of Statistics*, vol. 29, no. 2, pp. 295-327, 2001
- [13] N. El Karoui, "A rate of convergence result for the largest eigenvalue of complex White Wishart matrices," *Ann. Probab.*, vol. 36, no. 6, pp. 2077-2117, 2006.
- [14] Z. Ma, "Accuracy of the Tracy-Widom limit for the extreme eigenvalues in white Wishart matrices," *Bernoulli*, vol. 18, no. 1, pp. 322-359, 2012.
- [15] N. El Karoui, "Tracy-Widom limit for the largest eigenvalue of a large class of complex sample covariance matrices," *Ann. Probab.* 35 (2) (2007) 663-714
- [16] S. Péché, "The largest eigenvalue of small rank perturbations of Hermitian random matrices," *Probab. Theory Related Fields*, vol. 134, no. 1, pp. 127-173, January 2006.
- [17] J. Baik, J. W. Silverstein, "Eigenvalues of large sample covariance matrices of spiked population models," *Journal of Multivariate Analysis*, vol. 97, no. 6, pp. 1382-1408, 2006
- [18] J. Baik, G. Ben Arous, S. Peche, "Phase transition of the largest eigenvalue for nonnull complex sample covariance matrices," *Ann. Probab.*, vol. 33, no. 5, pp. 1643-1697, 2005
- [19] D. Paul, "Asymptotics of sample eigenstructure for a large dimensional spiked covariance model," *Statistica Sinica*, vol. 17, no. 4, pp. 1617-1642, 2007
- [20] B. Nadler, "Finite sample approximation results for principal component analysis: A matrix perturbation approach," *Annals of Statistics*, vol. 36, no. 6, pp. 2791-2817, 2008
- [21] Z. D. Bai, J. F. Yao, "Central limit theorems for eigenvalues in a spiked population model," *Probabilités et Statistiques*, vol. 44, no. 3, pp. 447-474, 2008
- [22] Florent Benaych-Georges, Raj Rao Nadakuditi, "The eigenvalues and eigenvectors of finite, low rank perturbations of large random matrices," *Advances in Mathematics* vol. 227, pp. 494-521, February 2011
- [23] S. Kritchman, B. Nadler, "Determining the number of components in a factor model from limited noisy data," *Chemometrics and Intelligent Laboratory Systems*, vol. 94, pp. 19-32, June 2008.
- [24] Shira Kritchman, Boaz Nadler, "Non-parametric detection of the number of signals: Hypothesis testing and random matrix theory," *IEEE Transactions on Signal Processing*, vol. 57, no. 10, pp. 3930-3941, October 2009
- [25] Boaz Nadler, "Nonparametric detection of signals by information theoretic criteria: performance analysis and an improved estimator," *IEEE Transactions on Signal Processing*, vol. 58, no. 5, pp. 2746-2756, May 2010
- [26] P. Bianchi, M. Debbah, M. Maida, J. Najim, "Performance of statistical tests for single-source detection using random matrix theory," *IEEE Transactions on Information Theory*, vol. 57, no. 4, pp. 2400-2419, April 2011
- [27] Raj Rao Nadakuditi, Alan Edelman, "Sample eigenvalue based detection of high-dimensional signals in white noise using relatively few samples," *IEEE Transactions on Signal Processing*, vol. 56, no. 7, pp. 2625-2638, July 2008
- [28] R. R. Nadakuditi, J. W. Silverstein, "Fundamental limit of sample generalized eigenvalue based detection of signals in noise using relatively few signal-bearing and noise-only samples," *IEEE Journal of Selected Topics in Signal Processing*, vol. 4, no. 3, pp. 468-480, June 2010.
- [29] R. Muirhead, *Aspects of multivariate statistical theory*.
- [30] Ehsan Yazdian, Saeed Gazor, Hasan Bastani, "Source enumeration in large arrays using moments of eigenvalues and relatively few samples," to appear in *IET Signal Processing*.
- [31] K. Wong, Q. Zhang, J. Reilly, and P. Yip, "On information theoretic criteria for determining the number of signals in high resolution array processing," *Acoustics, Speech and Signal Processing, IEEE Transactions on*, vol. 38, no. 11, pp. 1959-1971, 1990.