

Optimal Base Station Deployment for Small Cell Networks with Energy-Efficient Power Control

Ching-Ting Peng, Li-Chun Wang, Chun-Hung Liu
Department of Electrical and Computer Engineering
National Chiao Tung University
Hsinchu, Taiwan

Abstract—In this paper, how to optimally deploy base station density in a small cell network with energy-efficient power control was investigated. Base stations (BSs) and users form two independent Poisson point processes (PPPs) in the network. Since user-centric cell association may lead to void cells that do not have any users, the power of each BS is controlled in either all-on or on-off mode depending on whether its cell is void or not. The average cell rates for each power control mode are first found and their corresponding energy efficiency is also characterized. The optimal BS density that maximizes the energy efficiency under a given user density is theoretically proved to exist and its value can be found numerically. Both analytical and simulated results indicate that on-off power control is significantly superior to all-on power control in terms of energy efficiency if BSs are deployed based on their optimal energy-efficient density.

I. INTRODUCTION

In recent years, we have witnessed a trend that mobile devices, such as smart phones and tablets, have been proliferating and relentlessly penetrating our daily life. Such powerful handset devices have created a new dimension of transmitting information over newly developed wireless technologies. Accordingly, this situation has urged customers to expect more and more data rate to satisfy their versatile wireless demands. To boost network throughput, one of the most effective approaches is to increase the cell density such that communication links can be created as many as possible and the area spectral efficiency (bps/Hz/km²) is accordingly improved. Therefore a small cell network consisting of pico-cells or femtocells has gained much attention since such small cells can be deployed indefinitely and the throughput gain they provide seems not to have a hard limit.

A. Motivation and Prior Work

Although small cells can increase the overall network capacity, there arise some problems regarding them, such as inter-cell interference mitigation and power control. How many of BSs should be deployed and working in a given area is a pivotal network design issue since an inappropriate BS deployment could give rise to unpleasant outcomes, such as excess interferences, no users in cells (called void cells), high power consumption and system operating cost, etc.. For user-centric cell association, the void cell issue in a small cell network is especially serious since the BS density is not significantly small compared to the user density [1], and how to optimally deploy BSs by considering the void cell issue

seems not to have a good guideline to follow until now. This motivates us to study if there exists an optimal BS deployment density for a small cell network with void cells.

In this paper, all BSs in a small cell network are assumed to form a homogeneous Poisson point process (PPP) and they use *all-on* or *on-off* power control schemes – a BS with the all-on power control is always turned on even in the situation that it does not have any users to serve, whereas a BS with the on-off power control is turned on only when it has to serve at least one user, otherwise it is off. The on-off power control is suitable for a small cell network since small cells typically consume much less power and can be dynamically switched on or off. Thus, a small cell network can attain the energy-efficient goal much easier than a traditional cellular network [2], [3].

Previous theoretical works on the optimal deployment density of BSs in a heterogeneous or small cell network are still fairly minimal. Reference [4] only numerically showed that an optimal pico-macro density ratio that maximizes the defined energy efficiency exists. In [5], with the constraints on the average user rate, the authors studied the minimum distance between small cells that minimizes the power consumption of a two-tier heterogeneous network. In [6], a closed-form upper bound on the optimal cell density that satisfies some constraints on the user outage rate is found but the energy efficiency of BSs is not considered in this work. References [4]–[6] did not consider that BSs can lower transmit power in a densely deployed small cell network (an interference-limited network) to improve energy efficiency since the coverage probability and rate are not sensitive to the changes of the BS transmit power. Also, these prior works do not study the optimal BS deployment density from an achievable rate point of view and they overlook the void cell issue in their models.

B. Contributions

Since there are very few works of Poisson cellular networks that notice the void cell issue in the model¹, our first contribution in this paper is to characterize the void probability of a cell and model the interference with the void cell phenomenon, and propose all-on and on-off power control schemes for a BS. The second contribution is to find the average achievable

¹The recent work in [1] has a more complete study on the cell voidness problem in a dense small cell network.

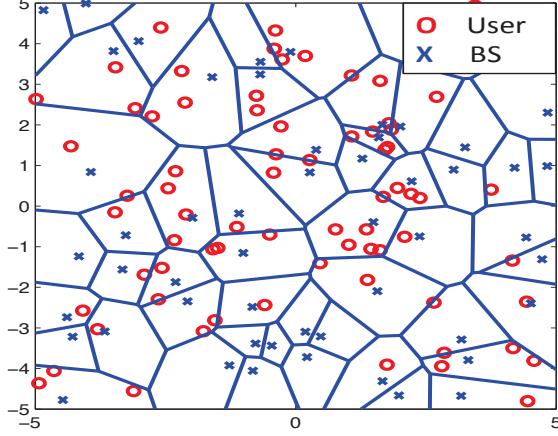


Fig. 1. A simulation example of the distributions of BSs and users in a single-tier small cell network

user and cell rates in the network under the void cell issue and use them to characterize the energy efficiency of a BS for all-on and on-off power controls by using a proper power consumption model of a BS in the literature. Although the average maximum achievable user rate is already derived in [7] for a given BS density, it does not include the impact of the void cells. In [5], [8], the average user rate is defined as the average maximum achievable rate divided by the average number of users in a cell such that it scales linearly with the BS density, which makes the analytic results in [5], [8] be detached from the reality since no void cells are considered in the model as well. An optimization problem of the BS density for the proposed power control is formulated based on the BS power efficiency, and it is shown that the optimal BS density that maximizes the power efficiency certainly exists for a given user density and can be found numerically, which is our third contribution. Numerical results verified that the power efficiency achieved by on-off power control significantly outperforms that achieved by all-on power control if the found optimal BS density is adopted.

II. SYSTEM MODEL

In a small cell network, we consider all BSs form a homogeneous PPP Φ_b of density λ_b , and all users in the network form another independent homogeneous PPP Φ_u of density λ_u (see an illustration in Fig. 1). We assume there is no inter-cell cooperation and the interferences from other macro-cells are negligible. The powers of transmitted signals undergo path loss and Rayleigh fading. Thus if the distance between a user and a BS is R then the channel power gain model can be expressed as $HCR^{-\alpha}$ where H is due to Rayleigh fading and it is an exponential random variable with unit mean and variance, $C > 0$ is a channel-dependent constant and $\alpha > 2$ is the path loss exponent.

Let P_t denote the transmit power of a BS and it should be properly kept in an appropriately low level since in an

interference-limited network, such as a cellular network, the maximum achievable rate is not sensitive to the changes of power levels and thus using high transmit powers in this context is not energy-efficient. Usually, P_t is determined by referring to the BS density since a BS in a densely deployed network (e.g. picocells or femtocells) typically has a lower transmit power than a BS in a sparsely deployed network (e.g. macro cells). Accordingly, in a dense small cell network, reducing transmit powers of BSs should attain a higher power efficiency. Specifically, we heuristically select P_t that makes the probability that (long-term) received signal powers are smaller than a predesignated minimum power $P_{r,\min}$ be less than a constant $\delta \in (0, 1)$. In other words, P_t has to satisfy the following inequality constraint:

$$\mathbb{P}[HCP_tR^{-\alpha} \leq P_{r,\min}] \leq \delta. \quad (1)$$

The following lemma gives the lower bound on P_t if a user is always associated with its nearest BS.

Lemma 1. *If all users associate with their nearest BS, the minimum transmit power P_t satisfying (1) is given by*

$$P_t = \frac{P_{r,0}}{C\lambda_b^{\frac{2}{\alpha}}}, \quad (2)$$

where $P_{r,0} = (-\ln \delta / \pi \Gamma(1 + \frac{2}{\alpha}))^{\frac{\alpha}{2}} P_{r,\min}$, and $\Gamma(x) = \int_0^\infty t^{x-1} e^{-t} dt$ is the Gamma function.

Proof: The expression in (1) for a given H can be rewritten as

$$\mathbb{P}\left[R > \left(\frac{HCP_t}{P_{r,\min}}\right)^{\frac{1}{\alpha}} \mid H\right] = e^{-\pi\lambda_b \left(\frac{HCP_t}{P_{r,\min}}\right)^{\frac{2}{\alpha}}} \leq \delta, \quad \forall H > 0,$$

where the equality follows from the fact that the BS always connects to its nearest BS and the complementary cumulative density function (CCDF) of R is given in [9]. Thus P_t can be expressed as

$$P_t \geq \frac{P_{r,\min}}{C} \left(\frac{-\ln \delta}{\pi\lambda_b \mathbb{E}[H^{\frac{2}{\alpha}}]}\right)^{\frac{\alpha}{2}} \geq \frac{P_{r,0}}{C},$$

where the second inequality follows from Jensen's inequality and $\mathbb{E}[H^{\frac{2}{\alpha}}] = \Gamma(1 + \frac{2}{\alpha})$. This completes the proof. ■

In order to gain some insight on whether transmit powers are effectively utilized in a small cell network or not, in this paper we consider two power control schemes performed by BSs - one is the "all-on" scheme and the other is the "on-off" scheme. The "all-on" scheme means no matter if a BS has a user to serve, it is always turned on, whereas BSs with the "on-off" scheme will be turned off if they do not have any users and otherwise they remain on. If a BS is off, it is assumed to at least consume power P_{off} for functioning itself hardware. On the contrary, if the BS is on, the power it consumes can be described by the following model proposed in [10]

$$P_{\text{on}} = P_0 + \Delta P_t, \quad (3)$$

where P_0 and Δ are constants depending on BS types. Note that we assume $P_0 > P_{\text{off}}$, which is usually the case in practice.

Since there are two power control schemes for BSs, we have to specify the two densities of the BSs for the two power control schemes respectively before characterizing the signal-to-interference plus noise ratio (SINR) of the user. First consider the case that all BSs use the all-on power scheme. Let λ_1 be the density of the BSs that are on and in this case $\lambda_1 = \lambda_b$. For the on-off power control, since each BS in the network independently decides to turn on or off based on whether it has a user or not, the turned-on BSs is a thinned PPP of the original Φ_b and their density is given by

$$\lambda_2 = (1 - \mathbb{P}[N_b = 0]) \lambda_b, \quad (4)$$

where N_b is the number of users served in a cell and thus $\mathbb{P}[N_b = 0]$ is the probability that a BS does not have a user. The distribution of N_b is experimentally characterized in [11], which is

$$\mathbb{P}[N_b = n] = \frac{3.5^{3.5} \Gamma(n + 3.5) \mu^n}{\Gamma(3.5) n! (\mu + 3.5)^{n+3.5}}, \quad (5)$$

where $\mu \triangleq \lambda_u / \lambda_b$ is called *cell load*, i.e. the average number of users per cell. Substituting (5) with $n = 0$ into (4), we have

$$\lambda_2 = [1 - p_0(\mu)] \lambda_b, \quad (6)$$

where $p_0(\mu) \triangleq (1 + \mu/3.5)^{-3.5}$. Therefore, the SINR of a user located at the origin can be represented by

$$\text{SINR}_k = \frac{HCP_t R^{-\alpha}}{\sigma_n^2 + \sum_{X_j \in \Phi_k \setminus \{X: \|X\| \leq R\}} CP_t H_j \|X_j\|^{-\alpha}}, \quad (7)$$

where H, H_j are i.i.d. exponentially distributed with unit mean and variance, σ_n^2 is the noise power, $\|X_j\|$ denotes the Euclidean distance of the BS X_j away from the user, and Φ_k corresponds to the PPP with density λ_k , $k \in \{1, 2\}$.

III. ANALYSIS OF CELL RATE AND USER RATE

In this section, we would like to investigate the power efficiency of a BS in a small cell network. The average maximum achievable rate of a user in the network with a specific power control scheme should be first analyzed since we need it to evaluate the average cell rate that is used to define the power efficiency of a BS.

If the channel input distribution is Gaussian and all interferences are treated as noise, the average maximum achievable rate (i.e. the Shannon capacity per bandwidth) of a user is $C_k \triangleq \mathbb{E}[\log_2(1 + \text{SINR}_k)]$. The following lemma gives us the explicit result of C_k for each power control scheme.

Lemma 2. Let ${}_2F_1(a, b; c; z)$ stand for the Gaussian hypergeometric function [12] and use it to define $\rho(T, \alpha)$ as follows

$$\rho(T, \alpha) = \left(\frac{2T}{\alpha - 2} \right) {}_2F_1 \left(1, 1 - \frac{2}{\alpha}; 2 - \frac{2}{\alpha}; -T \right). \quad (8)$$

The average maximum achievable rate C_1 of a user for the all-on power scheme is given by

$$C_1 = \pi \int_0^\infty \int_0^\infty e^{-\frac{\sigma_n^2(2^t-1)}{P_{r,0}} x^{\alpha/2} - \pi x (\rho(2^t-1, \alpha) + 1)} dx dt, \quad (9)$$

and C_2 , the average maximum achievable rate of a user for on-off power control, can be shown as

$$C_2 = \pi \int_0^\infty \int_0^\infty e^{-\frac{\sigma_n^2(2^t-1)}{P_{r,0}} x^{\alpha/2} - \pi x ([1 - p_0(\mu)] \rho(2^t-1, \alpha) + 1)} dx dt. \quad (10)$$

Proof: C_k can be expressed as shown in the following:

$$\begin{aligned} C_k &= \int_0^\infty \mathbb{P}[\text{SINR} \geq 2^t - 1] dt \\ &\stackrel{(a)}{=} 2\pi \lambda_b \int_0^\infty \int_0^\infty r e^{-\frac{\sigma_n^2(2^t-1)}{P_t} r^\alpha - \pi r^2 (\lambda_k \rho(2^t-1, \alpha) + \lambda_b)} dr dt \\ &\stackrel{(b)}{=} \pi \int_0^\infty \int_0^\infty e^{-\frac{\sigma_n^2(2^t-1)}{P_{r,0}} x^{\alpha/2} - \pi x (\frac{\lambda_k}{\lambda_b} \rho(2^t-1, \alpha) + 1)} dx dt, \end{aligned} \quad (11)$$

where (a) follows from the result in [7] and (b) is obtained by using the lower bound on P_t in (2) and changing variable $\lambda_b r^2$ to x . For $k = 1$, substituting $\lambda_1 = \lambda_b$ into (11) and thus C_1 in (9) is obtained. Similarly, C_2 in (10) can be shown by plugging $\lambda_k = \lambda_2$ into (11). ■

For the BSs with all-on power control, C_1 in (9) does not depend on the BS density and cell load, but on $P_{r,0}$. This indicates that deploying more BSs in a fixed area does not help elevate the average maximum achievable rate of a user in the network. As for the BSs with the on-off power scheme, C_2 in (10) reveals that it is a decreasing function of μ , and C_2 will increase up to a constant, i.e. as $\mu \approx 0$ we have

$$C_2 \lesssim \pi \int_0^\infty \int_0^\infty e^{-\frac{\sigma_n^2(2^t-1)}{P_{r,0}} x^{\frac{\alpha}{2}} - \pi x} dx dt. \quad (12)$$

That means the maximum achievable rate of a user is barely improved and affected by deploying more BSs if the user density is already significantly smaller than the BS density.

The outage probability $\mathcal{P}_k \triangleq \mathbb{P}[\text{SINR}_k < T]$ also has a similar situation because it can be calculated as follows

$$\mathcal{P}_k = 1 - \pi \int_0^\infty \int_0^T e^{-\frac{\sigma_n^2(2^t-1)}{P_{r,0}} x^{\frac{\alpha}{2}} - \pi x (\frac{\lambda_k}{\lambda_b} \rho(2^t-1, \alpha) + 1)} dx dt, \quad (13)$$

which also indicates that \mathcal{P}_1 does not depend on the BS density and cell load and \mathcal{P}_2 depends on the cell load only. Note that \mathcal{P}_k is a monotonically decreasing function of $P_{r,0}$ and thus we are able to choose a proper value of $P_{r,0}$ such that \mathcal{P}_k is kept in an acceptable value of the network regardless of BS density.

To evaluate the total user rate of a cell in a more accurate way, we propose a formula of the average cell rate to characterize the total user rate of a cell. We define the average cell rate for any power control scheme as follows

$$\mathcal{R}_{\text{cell},k} \triangleq \mathbb{E} \left[\frac{1}{N_b} \sum_{i=1}^{N_b} \log_2(1 + \text{SINR}_{k,i}) \right], \quad k \in \{1, 2\}, \quad (14)$$

where $\text{SINR}_{k,i}$ is the SINR_k of the i th user in a cell. The average cell rate in (14) can be explicitly carried out in the following lemma.

Lemma 3. *Suppose the average maximum achievable rate $\mathcal{C}_k = \mathbb{E}[\log_2(1 + \text{SINR}_k)]$ in a cell is independent of the number of the users in that cell. The average cell rate in (14) can be shown to be*

$$\mathcal{R}_{\text{cell},k} = [1 - p_0(\mu)] \mathcal{C}_k, \quad k \in \{1, 2\}, \quad (15)$$

where \mathcal{C}_k is given in (11).

Proof: Using the law of total expectation, \mathcal{R}_k can be expressed as

$$\begin{aligned} \mathcal{R}_{\text{cell},k} &= \sum_{n=1}^{\infty} \mathbb{P}[N_b = n] \mathbb{E} \left[\frac{1}{N_b} \sum_{i=1}^{N_b} \log_2(1 + \text{SINR}_{k,i}) \mid N_b = n \right] \\ &\stackrel{(c)}{=} \sum_{n=1}^{\infty} \mathbb{P}[N_b = n] \mathbb{E} [\log_2(1 + \text{SINR}_{k,i}) \mid N_b = n] \\ &\stackrel{(d)}{=} \sum_{n=1}^{\infty} \mathbb{P}[N_b = n] \mathbb{E} [\log_2(1 + \text{SINR}_{k,i})] \\ &= (1 - \mathbb{P}[N_b = 0]) \mathbb{E} [\log_2(1 + \text{SINR}_{k,i})] \\ &= [1 - p_0(\mu)] \mathcal{C}_k, \end{aligned}$$

where (c) holds since $\text{SINR}_{k,i}$ for all i are identically distributed and (d) follows from the assumption that $\text{SINR}_{k,i}$ and N_b are independent [6], [13]. Then using $\mathbb{P}[N_b = 0] = p_0(\mu)$ and the result in (11), (15) is obtained. ■

It can be observed from (15) that for all-on power control, $\mathcal{R}_{\text{cell},1}$ is a monotonically increasing function of the cell load μ since \mathcal{C}_1 does not depend on μ , whereas in the next section we will show that $\mathcal{R}_{\text{cell},2}$ is a concave function of μ .

Since the maximum achievable rate \mathcal{C}_k does not reflect the fact that the radio resource in a cell is shared by users either in time or in frequency. To realistically estimate how much per-user rate with time or frequency sharing could be achieved, the average user rate is defined as

$$\mathcal{R}_{\text{user},k} \triangleq \mathbb{E} \left[\frac{1}{N_u} \log_2(1 + \text{SINR}_k) \right] \quad (16)$$

assuming the cell resource is equally shared by $N_u \in \mathbb{N}_+$ users. Note that in general these two random variables, N_u and N_b , are not identically distributed. Similarly, there exists an approximated result of $\mathcal{R}_{\text{user},k}$ as shown in the following lemma.

Lemma 4. *According to the result in (15), the average user rate (16) can be shown to be*

$$\mathcal{R}_{\text{user},k} = \frac{[1 - p_0(\mu)] \mathcal{C}_k}{\mu}, \quad k \in \{1, 2\}. \quad (17)$$

Proof: Using the random incidence technique in [14], $\mathbb{P}[N_u = n]$ can be expressed with $\mathbb{P}[N_b = n]$ as

$$\mathbb{P}[N_u = n] = \frac{n}{\mathbb{E}[N_b]} \mathbb{P}[N_b = n], \quad (18)$$

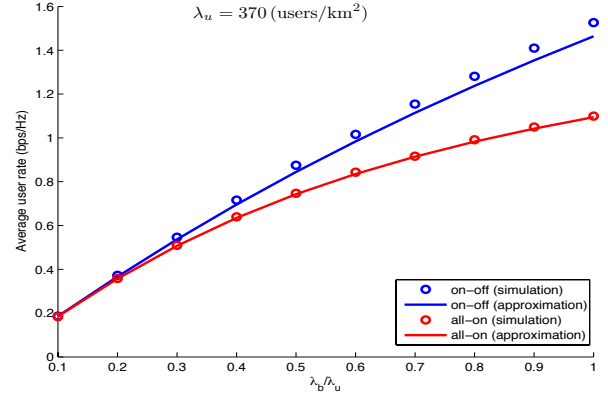


Fig. 2. Simulation results of verifying the accuracy of the rate result in (17). Network parameters for simulation are the same as the parameters used in Section V.

Using the law of total expectation, the average user rate can be expressed as

$$\begin{aligned} \mathcal{R}_{\text{user},k} &= \sum_{n=1}^{\infty} \mathbb{P}[N_u = n] \mathbb{E} \left[\frac{1}{n} \log_2(1 + \text{SINR}_k) \mid N_u = n \right] \\ &= \sum_{n=1}^{\infty} \frac{n \mathbb{P}[N_b = n]}{\mathbb{E}[N_b]} \mathbb{E} \left[\frac{1}{n} \log_2(1 + \text{SINR}_k) \mid N_u = n \right] \\ &= \sum_{n=1}^{\infty} \frac{\mathbb{P}[N_b = n]}{\mathbb{E}[N_b]} \mathbb{E} [\log_2(1 + \text{SINR}_k) \mid N_b = n]. \end{aligned}$$

Then the result in (17) follows from the result in the proof of Lemma 3 and $\mathbb{E}[N_b] = \mu$. ■

As can be observed in (17), $\mathcal{R}_{\text{user},k}$ increases as the cell load μ decreases and it is upper-bounded by a constant since both \mathcal{C}_1 and \mathcal{C}_2 are non-increasing on μ , and $\frac{1-p_0(\mu)}{\mu}$ is a decreasing function of μ and goes up to unity as μ goes to zero². Fig. 2 shows that the simulated and approximated results of $\mathcal{R}_{\text{user},k}$, and it not only illustrates the accuracy of assuming the independence between SINR and N_b but also verifies that deploying more BSs per unit area with lower transmit power increases the average user rate due to the reduction in the cell load μ .

IV. ENERGY-EFFICIENT DEPLOYMENT DENSITY OF BSS

The average cell and user rates have been specified in the previous section. Now we turn our attention on how much of the BS density is needed in order to maximize the energy efficiency of a BS. The energy efficiency is defined by the ratio of the average cell rate to the average energy consumed by a BS. According to this energy efficiency definition, let

²This can be shown by differentiating $\frac{1-p_0(\mu)}{\mu}$ with respect to μ and then we know $\frac{d}{d\mu} \frac{1-p_0(\mu)}{\mu} < 0 \iff 1 + \frac{4.5}{3.5}\mu < (1 + \frac{\mu}{3.5})^{4.5}$, which holds since $1 + \frac{4.5}{3.5}\mu$ is the tangent of $(1 + \frac{\mu}{3.5})^{4.5}$ at zero and $(1 + \frac{\mu}{3.5})^{4.5}$ is convex. Then by applying the L'Hôpital rule on $\lim_{\mu \rightarrow 0} \frac{1-p_0(\mu)}{\mu}$, i.e. $\lim_{\mu \rightarrow 0} \frac{1-p_0(\mu)}{\mu} = -\lim_{\mu \rightarrow 0} p_0'(\mu) = 1$. Thus $p_0(\mu) \rightarrow 1$ as $\mu \rightarrow 0$.

η_1 and η_2 be the energy efficiency for the all-on energy scheme and the energy efficiency for the on-off energy scheme, respectively. They can be written as follows

$$\eta_1 \triangleq \frac{\mathcal{R}_{\text{cell},1}}{P_{\text{on}}} = \frac{[1 - p_0(\mu)]\mathcal{C}_1}{P_0 + \Delta P_t}, \quad (19)$$

$$\begin{aligned} \eta_2 &\triangleq \frac{\mathcal{R}_{\text{cell},2}}{(1 - p_0(\mu))P_{\text{on}} + p_0(\mu)P_{\text{off}}} \\ &= \frac{[1 - p_0(\mu)]\mathcal{C}_2}{(1 - p_0(\mu))(P_0 + \Delta P_t) + p_0(\mu)P_{\text{off}}}. \end{aligned} \quad (20)$$

Since our interest is in the optimal BS density that maximizes the energy efficiency, for a fixed user density the optimization problem of the BS density can be formulated as

$$\text{maximize } \eta_k(\lambda_b) \text{ subject to } \lambda_b \leq \lambda_u, \quad (21)$$

for $k \in \{1, 2\}$. The optimal solution of (21) can be found as shown in the following lemma.

Lemma 5. *For a given user density λ_u , the optimization problem in (21) can be transformed into a convex optimization problem of the cell load μ . Therefore, the global maximizer $\lambda_{b,k}^*$ of (21) uniquely exists.*

Proof: See Appendix. ■

Although the optimal solution $\lambda_{b,k}^*$ exists, it is impossible to solve its closed form due to the high nonlinearity of $\eta_k(\lambda_b)$. In the following section, numerical results will verify that the energy efficiency η_k is a convex function of the cell load μ and thus $\lambda_{b,k}^*$ can be found numerically.

V. SIMULATION RESULTS

This section presents some numerical results to evaluate the energy efficiency of the all-on and on-off power control schemes and verify that the optimal BS density for each power control scheme indeed exists. Suppose the small cell network consists of picocells so that the pico-to-user path loss model given in [15] is adopted by incorporating average penetration loss $20 \text{ dB} \times 0.8$ (due to 80% users are indoor), antenna gain (5 dBi) [16]. The BS power model is based on the picocell model in [10]. The rest parameters of the small cell network for simulation are listed as follows: $C = 4.33 \times 10^{-6} \text{ m}^\alpha$, $\alpha = 3.67$, $\delta = 0.01$, $P_{r,\text{min}} = -100 \text{ dBm}$ (corresponding to the outage probability of $\mathcal{P}_1(5 \text{ dB}, -100 \text{ dBm}) = 0.26$), $P_0 = 6.8 \text{ watt}$, $\Delta = 4.0$, $P_{\text{off}} = 4.3 \text{ watt}$, noise power $\sigma_n^2 = -95 \text{ dBm}$ (bandwidth of 10 MHz, noise power spectral density of -174 dBm and user noise figure of 9 dB).

Fig. 3 shows the results of energy efficiency versus the BS density for a given user density $\lambda_u = 370 \text{ users/km}^2$ and verifies that there exists an optimal BS density achieving the maximum energy efficiency. By comparing the curves in the figure, on-off power control not only saves energy but also makes it possible to deploy more BSs per unit area to improve average user rate without compromising energy efficiency. Most importantly, its energy efficiency significantly outperforms that of all-on power control. Note that for the both power control schemes the optimal BS density that maximizes

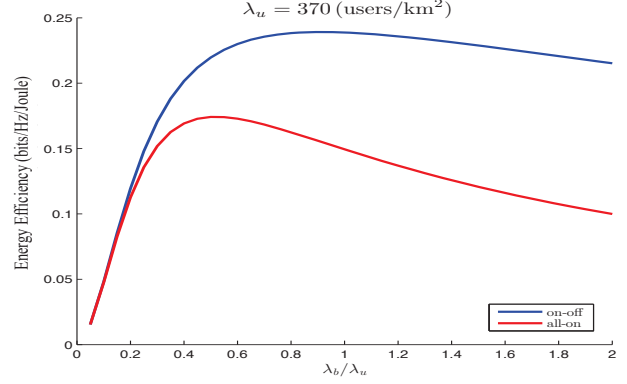


Fig. 3. Energy efficiency vs. the BS density normalized by user density $\lambda_u = 370 \text{ users/km}^2$ for the all-on and on-off power control schemes

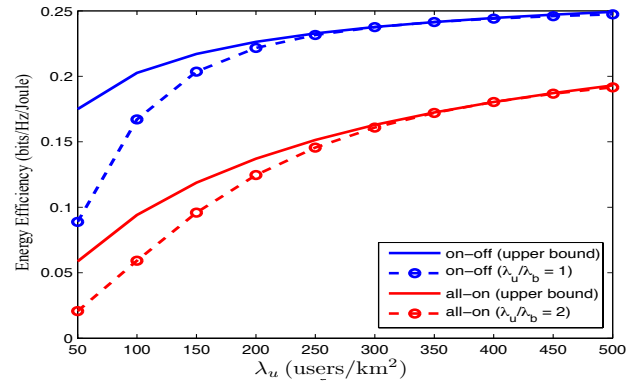


Fig. 4. Energy efficiency with the optimal BS density and energy efficiency with a non-optimal BS density under a fixed cell load

the energy efficiency indeed exists, for example, the highest energy efficiency for on-off power control is about 0.24 for $\lambda_{b,2}^* \approx 333 \text{ BSs/km}^2$. However, it should be noted that the value of optimal BS density highly depends on the BS power model.

In Fig. 4, we illustrate the discrepancy between the maximum energy efficiency achieved by the optimal BS density and the energy efficiency achieved by the BS density under a fixed cell load. This discrepancy indicates that for an arbitrary user density the maximum energy efficiency cannot be achieved even though deploying BSs with a fixed cell load is kind of intuitive. Fig. 5 plots the optimal BS density that achieves the maximum energy efficiency versus user density, and it essentially tells us how many BSs per unit area should be deployed for a given user density in order to attain the maximum energy efficiency. Therefore, in order to improve the energy efficiency system operators can dynamically turn on or turn off BSs by referring to the statistics of the long-term density of active subscribers in the network.

VI. CONCLUSIONS

In this paper, we investigate the problem of the optimal BS deployment for achieving high energy efficiency in a small cell

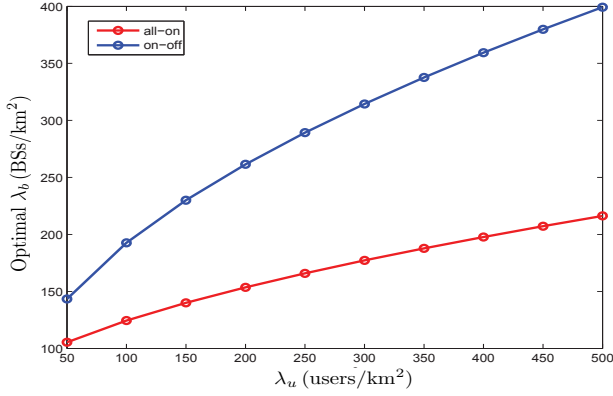


Fig. 5. Optimal BS density vs. user density

network by proposing the all-on and on-off control schemes. The average user and cell rates affected by the void cell issue are explicitly calculated, respectively. Then the energy efficiency that is defined based on the average achievable cell rate is found for each of the control scheme, and it is shown as a convex function of the cell load so that the unique optimal BS density exists and can be numerically found. Simulation results show that on-off power control significantly outperforms the all-on power control in terms of energy efficiency if the BS density is optimally maintained for a known user density.

APPENDIX

First consider the case of BSs with the all-on power control scheme. For $k = 1$, (21) can be equivalently written as

$$\min_{1 \geq \mu > 0} \frac{P_0 + \Delta P_{r,0} \mu^{\frac{\alpha}{2}} / (\lambda_u^{\frac{\alpha}{2}} C)}{1 - (1 + 3.5^{-1} \mu)^{-3.5}} \quad (22)$$

since $\mu = \frac{\lambda_u}{\lambda_b}$ and λ_u is a given constant in this context. Hence, the optimization problem in (22) can be equivalently transformed to the following optimization problem:

$$\min_{1 \geq \mu > 0} \frac{g(\mu)}{q(\mu)},$$

where $g(\mu)$ and $q(\mu)$ are

$$g(\mu) = P_0 + \frac{\Delta P_{r,0} \mu^{\frac{\alpha}{2}}}{\lambda_u^{\frac{\alpha}{2}} C}, \quad q(\mu) = 1 - \frac{1}{(1 + \mu/3.5)^{3.5}}.$$

Since $g(\mu)$ and $q(\mu)$ are both monotonically continuous and bounded functions for $\mu \in (0, 1)$, there exists a minimum value of $1/q_1(\mu)$ according to the Bolzano-Weierstrass theorem. Namely, the optimal BS density, $\lambda_{b,1}^*$, that minimizes $g(\mu)/q(\mu)$ exists.

Now consider the other case of BSs with on-off power control. Since our objective is to show if there exists a solution in (21), we can instead use the following optimization problem for $k = 2$:

$$\min_{\mu > 0} \frac{v(\mu)}{w(\mu)}$$

in which $v(\mu)$ and $w(\mu)$ are

$$v(\mu) = \left(\lambda_u^{\frac{\alpha}{2}} P_0 + \frac{\Delta P_{r,0}}{C} \mu^{\frac{\alpha}{2}} \right) - p_0(\mu) \left(\lambda_u^{\frac{\alpha}{2}} P_0 + \frac{\Delta P_{r,0}}{C} \mu^{\frac{\alpha}{2}} - \lambda_u^{\frac{\alpha}{2}} P_{\text{off}} \right),$$

$$w(\mu) = [1 - p_0(\mu)] e^{-\pi x \rho (2^t - 1, \alpha) [1 - p_0(\mu)]}.$$

It is easy to show that $v(\mu)$ is monotonically decreasing for $\mu \in (0, 1)$ since $\frac{dv}{d\mu} < 0$. Since $h(x)e^{-ah(x)}$ is monotonically decreasing if $a > 0$ and $h(x) > 0$ is monotonically decreasing, $w(\mu)$ is monotonically decreasing because $1 - p_0(\mu)$ is monotonically decreasing. Hence, $\min_{1 \geq \mu > 0} \frac{v(\mu)}{w(\mu)}$ has an optimal solution for μ and thus μ_2^* exists and thus $\lambda_{b,2}^*$ can be found readily.

ACKNOWLEDGMENT

This work was supported by MediaTek Inc. under research project 102C080.

REFERENCES

- [1] C.-H. Liu and L.-C. Wang, "Random cell association and void probability in poisson-distributed cellular networks," in *IEEE International Conference on Communications*, June 2015.
- [2] I. Hwang, B. Song, and S. Soliman, "A holistic view on hyper-dense heterogeneous and small cell networks," *IEEE Commun. Mag.*, vol. 51, no. 6, pp. 20–27, June 2013.
- [3] I. Ashraf, F. Boccardi, and L. Ho, "SLEEP mode techniques for small cell deployments," *IEEE Commun. Mag.*, vol. 49, no. 8, pp. 72–79, Aug. 2011.
- [4] T. Q. S. Quek, W. C. Cheung, and M. Kountouris, "Energy efficiency analysis of two-tier heterogeneous networks," in *The 11th European Wireless Conference 2011 - Sustainable Wireless Technologies (European Wireless)*, Apr. 2011, pp. 1–5.
- [5] S.-R. Cho and W. Choi, "Energy-efficient repulsive cell activation for heterogeneous cellular networks," *IEEE J. Select. Areas Commun.*, vol. 31, no. 5, pp. 870–882, May 2013.
- [6] D. Cao, S. Zhou, and Z. Niu, "Optimal combination of base station densities for energy-efficient two-tier heterogeneous cellular networks," *IEEE Trans. Wireless Commun.*, vol. 12, no. 9, pp. 4350–4362, Sept. 2013.
- [7] J. G. Andrews, F. Baccelli, and R. K. Ganti, "A tractable approach to coverage and rate in cellular networks," *IEEE Trans. Commun.*, vol. 59, no. 11, pp. 3122–3134, Nov. 2011.
- [8] H.-S. Jo, Y. J. Sang, P. Xia, and J. Andrews, "Heterogeneous cellular networks with flexible cell association: A comprehensive downlink SINR analysis," *IEEE Trans. Wireless Commun.*, vol. 11, no. 10, pp. 3484–3495, Oct. 2012.
- [9] F. Baccelli and B. Błaszczyszyn, "Stochastic geometry and wireless networks: Volume I Theory," *Foundations and Trends in Networking*, vol. 3, no. 3-4, pp. 249–449, 2010.
- [10] G. Auer, V. Giannini, C. Desset, *et al.*, "How much energy is needed to run a wireless network?" *IEEE Commun. Mag.*, vol. 18, no. 5, pp. 40–49, Oct. 2011.
- [11] S. M. Yu and S.-L. Kim, "Downlink capacity and base station density in cellular networks," in *International Symposium on Modeling Optimization in Mobile, Ad Hoc Wireless Networks (WiOpt'11)*, May 2013.
- [12] M. Abramowitz and I. A. Stegun, *Handbook of mathematical functions: with formulas, graphs, and mathematical tables*. Courier Dover Publications, 2012.
- [13] S. Singh, H. S. Dhillon, and J. G. Andrews, "Offloading in heterogeneous networks: modeling, analysis, and design insights," *IEEE Trans. Wireless Commun.*, vol. 12, no. 5, pp. 2484–2497, May 2013.
- [14] R. C. Larson and A. R. Odoni, *Urban operations research*, 1981, no. Monograph.
- [15] 3GPP TR 36.814 v9, "Further advancements for E-UTRA physical layer aspects," Mar. 2010.
- [16] 3GPP TR 36.872 v12, "Small cell enhancements for E-UTRA and E-UTRAN - Physical layer aspects," Sept. 2013.