

Resummation prediction on gauge boson pair production with a jet veto

Yan Wang,^{1,*} Chong Sheng Li,^{1,2,†} and Ze Long Liu^{1,‡}

¹*Department of Physics and State Key Laboratory of Nuclear Physics and Technology,
Peking University, Beijing 100871, China*

²*Center for High Energy Physics, Peking University, Beijing 100871, China*

Abstract

We investigate the resummation effects with a jet veto, for $W^\pm Z$ and ZZ productions at the LHC in soft-collinear effective theory. We present the invariant mass distributions and the total cross section with different jet veto p_T^{veto} and jet radius R for these process at Next-to-Next-to-Leading-Logarithmic level. Our results show that the jet-veto resummation can increase the jet-veto cross section and decrease the scale uncertainties, especially in the large center-of-mass energy. We find that for $p_T^{veto} > 30$ GeV and $R = 0.4$, the resummation results can increase POWHEG+PYTHIA predictions by about 19% for $W^\pm Z$ production and 18% for ZZ production, respectively. Our results agree with the CMS data for $W^\pm Z$ productions within 2σ C.L. at $\sqrt{S} = 8$ TeV, which can explain the 2σ discrepancy between the CMS experimental results and theoretical predictions based on NLO calculation with parton showers.

PACS numbers: 14.65.Ha, 12.38.Bx, 12.60.Fr

*Electronic address: yancywww@pku.edu.cn

†Electronic address: csli@pku.edu.cn

‡Electronic address: liuzelong@pku.edu.cn

I. INTRODUCTION

It is particularly important to precisely test the Standard Model (SM) electroweak sector in the W^+W^- , $W^\pm Z$ and ZZ productions, which are also significant backgrounds for measuring Higgs boson property and searching for new physics. So it is vital to understand the productions of gauge boson pair well.

The high order QCD corrections to the gauge boson pair productions have been studied for a long time [1–13]. Some resummation effects are also calculated in recent years [14–16]. ATLAS and CMS collaborations at the LHC have made much effort on measuring W^+W^- , $W^\pm Z$ and ZZ productions [17–27]. The ATLAS and CMS measurements for ZZ productions are in remarkable agreement with the SM NLO predictions. However, the experimental results are deviated from the NLO predictions for W^+W^- production over 2σ in both ATLAS and CMS measurements at 8 TeV, and there is also about 2σ discrepancy for $W^\pm Z$ pair productions in the CMS measurements.

In these experiments, a jet veto is often imposed to increase the ability to suppress backgrounds. When jet-veto efficiencies ($\epsilon(p_T^{veto}) \equiv \sigma(p_T^{veto})/\sigma_{inclusive}$) are simulated, the inclusive cross section can be obtained, where $\sigma(p_T^{veto})$ is the jet-veto cross sections. Since a small energy scale of the jet veto p_T^{veto} is introduced, which is at the order of 20-30 GeV, there will be a large logarithmic terms $\ln p_T^{veto}/Q$ in the perturbative calculations at all orders, where Q denotes the hard scale in the process. These large logarithms need to be resummed for improving the accuracy of the theoretical predictions. In the experimental analysis, POWHEG+PYTHIA [28] are always used to provide approximate NLL resummation for obtaining $\epsilon(p_T^{veto})$. But the parameters in these softwares need to be tuned finely, which are considered as an explanation for the deviation of the measured data with the NLO predictions in W^+W^- channel, where the matched parton shower are found to overestimate the Sudakov suppression and lead to lower theoretical predictions [29]. In [30], it was claimed that the discrepancy in W^+W^- channel can be explained by the resummation with a jet veto at the NLO + NNLL accuracy. In the newest CMS report, the W^+W^- cross section is consistent with the NNLO theoretical prediction [31]. Therefore, higher order jet-veto resummations for $W^\pm Z$ and ZZ productions need to be considered, since NNLO prediction for $W^\pm Z$ production is still hard to obtain .

In Ref. [32], an automated method to perform resummations for vector-boson productions

involving jet vetoes are proposed in the framework of SCET. Results of W^+W^- production is calculated as an example, which are in agreement with the measurements at the LHC, but the results for $W^\pm Z$ and ZZ channel are not available [32].

In this paper, we present the calculations of the resummation for $W^\pm Z$ and ZZ production processes with jet vetoes at the NLO + NNLL level in SCET, which are compared with the POWHEG+PYTHIA simulation. Finally, we try to explain the discrepancy of $W^\pm Z$ channel with the CMS measuremental data.

The paper is organized as follows. In Sec. II, we describe the formalism for jet-veto resummation in SCET briefly. In Sec. III, we present the numerical results and some discussion. Then Sec. IV is a brief conclusion.

II. RG IMPROVED CROSS SECTION

The gauge boson pair production cross section defined with a jet veto p_T^{veto} can be resummed in SCET. The interested kinematic region is

$$\hat{s}, M_{V_1V_2}^2, m_V^2 \gg p_T^{veto2} \gg \Lambda_{QCD}^2. \quad (1)$$

where V stands for W^\pm or Z boson. We can obtain the factorization formula by factorizing the contributions of hard, collinear, anti-collinear, and soft degrees of freedom in SCET.

$$\frac{d\sigma}{dy} = \sigma_0 \mathcal{H}_{VV}(-q^2, \mu) \mathfrak{B}_c(\xi_1, p_T^{veto}, \mu) \mathfrak{B}_{c'}(\xi_2, p_T^{veto}, \mu) \mathcal{S}(p_T^{veto}, \mu) \quad (2)$$

where $\xi_{1,2} = (M_{V_1V_2}/\sqrt{s})e^{\pm y}$, and \mathcal{H}_{VV} is the hard function, which can be expanded in terms of α_s .

$$\mathcal{H}_{VV} = \mathcal{H}_{VV}^{(0)} + \frac{\alpha_s}{4\pi} \mathcal{H}_{VV}^{(1)} + \dots \quad (3)$$

The expression of \mathcal{H}_{VV} can be found in Ref. [14]. The hard function satisfies the renormalization-group (RG) equation

$$\frac{d}{d \ln \mu} \mathcal{H}_{VV}(M, \mu) = 2 \left[\Gamma_{\text{cusp}}^F(\alpha_s) \ln \frac{-M^2}{\mu^2} + 2\gamma^q(\alpha_s) \right] \mathcal{H}_{VV}(M, \mu). \quad (4)$$

As in the case of transverse momentum, there needs collinear anomalous term, $F_{cc'}$, to cancel large logarithms of the scale ratio $M_{V_1V_2}/p_T^{veto}$

$$\begin{aligned} & \mathfrak{B}_c(\xi_1, p_T^{veto}, \mu) \mathfrak{B}_{c'}(\xi_2, p_T^{veto}, \mu) \mathcal{S}(p_T^{veto}, \mu) = \\ & \left(\frac{M^2}{p_T^{veto2}} \right)^{-F_{cc'}(p_T^{veto}, \mu)} e^{2h_F(p_T^{veto}, \mu)} \bar{B}(z_1, p_T^{veto}, \mu) \bar{B}(z_2, p_T^{veto}, \mu). \end{aligned} \quad (5)$$

\bar{B}_c is RG invariant beam function, which can be matched to the standard PDFs as[33]

$$\bar{B}_c(\xi, x_T^2, \mu) = \sum_i \int \frac{dz}{z} \phi_c(\xi/z, \mu) \bar{I}_{i \leftarrow j}(z, x_T^2, \mu) \quad (6)$$

The function $\bar{I}_{qi}(z, p_T^{veto}, \mu)$ has already be computed at one-loop order[34]:

$$\bar{I}_{qi}(z, p_T^{veto}, \mu) = \delta_{qi} \delta(1-z) - \frac{1}{2} \alpha_s L P_{qi}(z) + \alpha_s R_{qi}(z) \quad (7)$$

The RG variant term of the beam function are factorized out as the exponents h_F , its RG equations is[35]

$$\frac{d}{d \ln \mu} h_F(p_T^{veto}, \mu) = 2\Gamma_{cusp}^F \ln \frac{\mu}{p_T^{veto}} - 2\gamma^q(\mu) \quad (8)$$

Solving the equation, we obtain

$$\begin{aligned} h_1 &= \alpha_S \left(\frac{1}{4} L^2 \Gamma_0^F - L \gamma_0^q \right) \\ h_2 &= \alpha_S^2 \left(\frac{1}{12} \beta_0 L^3 \Gamma_0^F + \frac{1}{4} L^2 (\Gamma_1^F - 2\beta_0 \gamma_0^q) - L \gamma_1^q \right) \\ h_F &= h_1 + h_2 \end{aligned} \quad (9)$$

$F_{cc'}$ obey the RG equations

$$\frac{d}{d \ln \mu} F_{cc'}(p_T^{veto}, \mu) = 2\Gamma_{cusp}^F(\mu) \quad (10)$$

Solving and writting it as the terms of α_s , we obtain

$$F_{cc'} = \alpha_s L \Gamma_0^F + \alpha_S^2 \left(d_2^{veto}(R) + \frac{1}{2} \beta_0 L^2 \Gamma_0^F + L \Gamma_1^F \right) \quad (11)$$

The two loop coefficient $d_2^{veto}(R)$ has the form[34]

$$d_2^{veto} = d_2^q - 8\Gamma_0^F f(R), \quad (12)$$

where d_2^q is obtained from the small transverse momentum resummation for Drell-Yan process[34]:

$$d_2^q = \Gamma_0^F \left[\left(\frac{202}{27} - 7\xi \right) C_A - \frac{56}{27} T_F n_f \right] \quad (13)$$

The function $f(R)$ can be found in Ref [33] as

$$\begin{aligned} f(R) &= -(1.09626 C_A + 0.1768 n_f T_F) \ln R + (0.6072 C_A - 0.0308 T_F n_f) \\ &\quad + (0.2639 C_A - 0.8225 C_F + 0.02207 T_F n_f) R^2 \\ &\quad - (0.0226 C_A - 0.0625 C_F + 0.0004 T_F n_f) R^4 + \dots \end{aligned} \quad (14)$$

The RG evolving terms can be written into an exponent factor g_F

$$g_F = -F_{c'c} \left(L + \ln \left(\frac{M^2}{\mu^2} \right) \right) + 2h_F. \quad (15)$$

So

$$\begin{aligned} & \mathfrak{B}_c(\xi_1, p_T^{veto}, \mu) \mathfrak{B}_{c'}(\xi_2, p_T^{veto}, \mu) \mathcal{S}(p_T^{veto}, \mu) \\ &= \sum_{i,j} \int_{z_1}^1 \int_{z_2}^1 \frac{dz_1}{z_1} \frac{dz_2}{z_2} e^{g_F} \bar{I}(z_1, p_T^{veto}, \mu) \bar{I}(z_2, p_T^{veto}, \mu) f_i(\xi_1/z_1, \mu) f_j(\xi_2/z_2, \mu). \end{aligned} \quad (16)$$

The total cross section can be rewritten as

$$\begin{aligned} \frac{d\sigma}{dy} &= \sigma_0 \mathcal{H}_{VV}(-M_{VV}^2, \mu) \sum_{i,j} \int_{z_1}^1 \int_{z_2}^1 \frac{dz_1}{z_1} \frac{dz_2}{z_2} \\ & e^{g_F} \bar{I}(z_1, p_T^{veto}, \mu) \bar{I}(z_2, p_T^{veto}, \mu) f_i(\xi_1/z_1, \mu) f_j(\xi_2/z_2, \mu). \end{aligned} \quad (17)$$

In addition to the singular terms, we should also contain contributions from the non-singular terms, which can be obtained by matching resummed results to the full fixed order cross section. Finally, the RG improved prediction for the gauge boson pair can be expressed as

$$\frac{d\sigma^{\text{NLO} + \text{NNLL}}}{dM_{V_1 V_2}^2} = \frac{d\sigma^{\text{NNLL}}}{dM_{V_1 V_2}^2} + \left(\frac{d\sigma^{\text{NLO}}}{dM_{V_1 V_2}^2} - \frac{d\sigma^{\text{NNLL}}}{dM_{V_1 V_2}^2} \right)_{\text{expanded to NLO}}. \quad (18)$$

III. NUMERICAL RESULTS

In this section, we present the numerical results for the jet-veto resummation effects on gauge boson pair productions. We choose SM input parameters as [36]:

$$m_W = 80.4 \text{ GeV}, \quad m_Z = 91.19 \text{ GeV}, \quad \alpha(m_Z) = 1/132.338. \quad (19)$$

MSTW2008nnlo PDF sets and the corresponding running QCD coupling constant are used throughout the paper. Unless specified otherwise, we set μ_h at the scales of the hard scattering process $\mu_h^2 \sim M_{V_1 V_2}^2$ to minimize $\log(-M_{V_1 V_2}^2/\mu_h^2)$ logarithms. And we choose $\mu_h^2 = -M_{V_1 V_2}^2$ to reduce the π^2 terms arising from the square of the $\log(-1)$ to improve the perturbative convergence. The NLO QCD corrections are calculated by Monte Carlo for FeMtobarn processes (MCFM) [5], where factorization and renormalization scales are chosen as $M_{V_1 V_2}$.

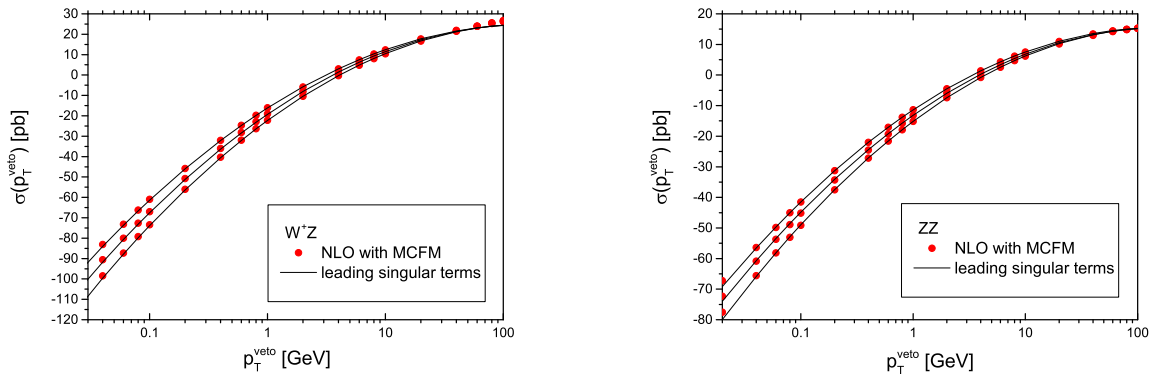


FIG. 1: Comparisons of the leading singular and the exact NLO jet vetoed cross sections for W^+Z (left panel) and ZZ (right panel) production at the LHC with $\sqrt{S} = 14$ TeV, respectively.

A. Leading singular terms

We expand the resummed results to the leading singular term to verify its correctness. In Fig 1, we compare them with the exact NLO results calculated by MCFM. We can see that the leading singular terms of the cross section with jet vetoes can reproduce the exact NLO jet vetoed cross section in the small p_T^{veto} region for both $W^\pm Z$ and ZZ productions.

B. Scale dependence

In Fig. 2 and Fig. 3, we show the scale dependence on p_T^{veto} at NLL and NNLL for different jet radius R when $\sqrt{S} = 14$ TeV, where the hard scale are fixed as $\mu_h^2 = M_{V_1 V_2}^2$ and the error bands only reflect the scale uncertainties by varying the scales in the range $p_T^{veto}/2 < \mu_f < 2 p_T^{veto}$. Unless specified otherwise, we will follow the same choice as above, because the uncertainties from the hard-scale variation are very small. From Fig. 2 and Fig. 3, we can see that the scale dependence of the NNLL results are much smaller than the NLL one. In resummed results, R dependent term has the form $\exp(\alpha_s^2 d_2^{veto}(R) \ln(M/p_T^{veto}))$. Therefore scale dependence decreases rapidly along with the increase of R ; and for a fixed R , when p_T^{veto} increases, it becomes smaller slowly, which are all reflected in those figures. The results including π^2 enhancement effects are also presented in the Fig. 2 (right) and Fig. 3 (right), where the theoretical convergence are improved obviously.

In Fig. 4, we show the invariant mass distributions with factorization scale uncertainties

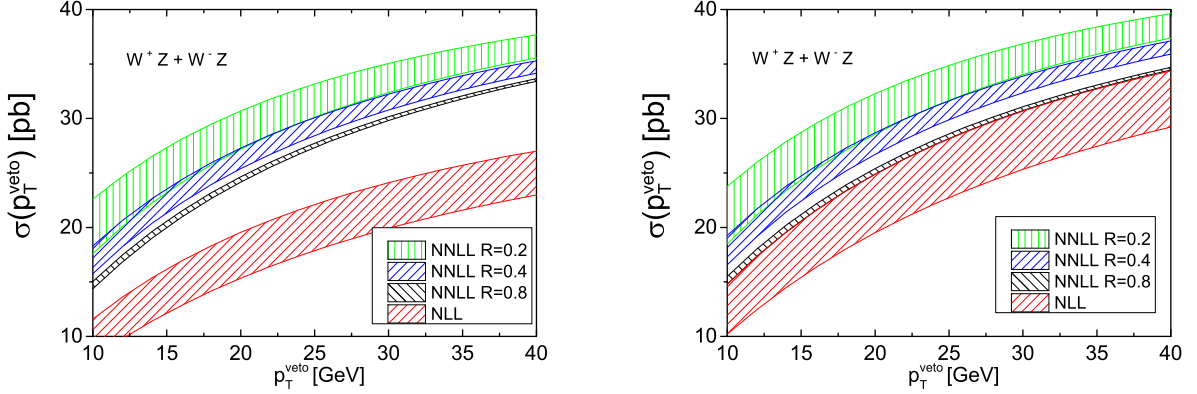


FIG. 2: The NLL and NNLL resummed jet veto cross section for $W^\pm Z$ production with $\sqrt{S} = 14$ TeV at the LHC. The right figure is the same as the left one except that it is with π^2 enhancement effects.

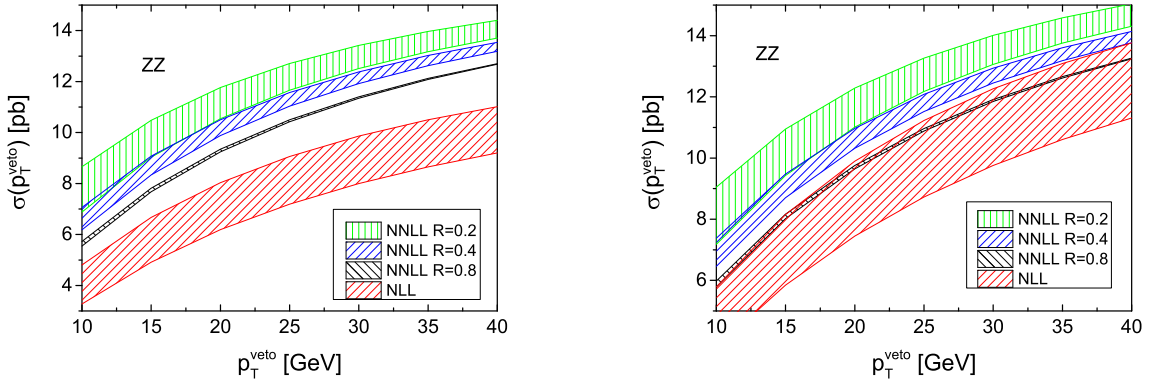


FIG. 3: The NLL and NNLL resummed jet veto cross section for ZZ production with $\sqrt{S} = 14$ TeV at the LHC. The right figure is the same as the left one except that it is with π^2 enhancement effects.

for $W^\pm Z$ and ZZ production at the LHC, where we choose $p_T^{veto} = 30$ GeV, $R = 0.4$ at $\sqrt{S} = 14$ TeV, and π^2 enhancement effects are also included. In all invariant mass region, the scale uncertainties are reduced obviously from NLL to NNLL level.

C. RG improved predictions

In this section, we perform the complete NLO + NNLL resummation results by Eq. 18. In Fig. 5, we show the invariant mass distributions for $W^\pm Z$ and ZZ production with π^2 enhancement effects at the LHC when $\sqrt{S} = 14$ TeV. The gg channel for ZZ production are also included. The NLO results are presented in two benchmark scale schemes, $\mu_f \sim$

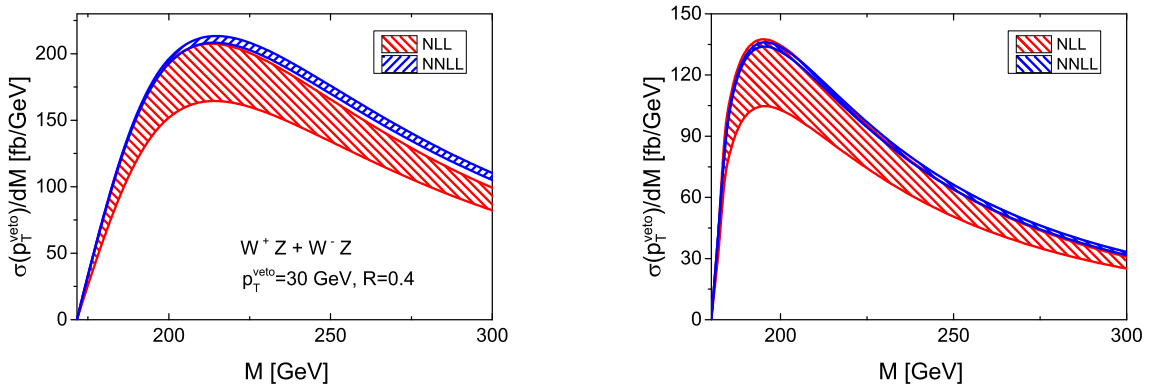


FIG. 4: The invariant mass distributions with scale uncertainty at the LHC with $\sqrt{S} = 14$ TeV. The left figure is for $W^\pm Z$ productions and the right one is for ZZ productions.

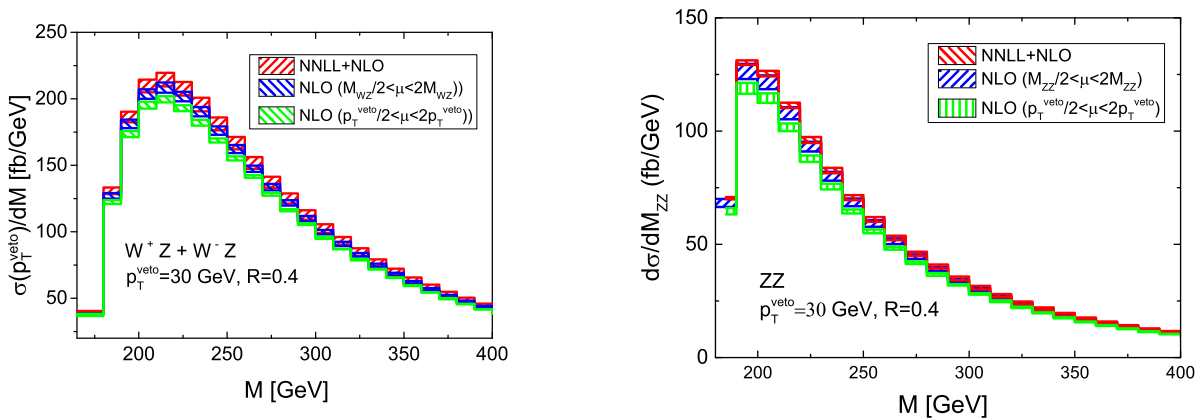


FIG. 5: The NLO + NNLL invariant mass distributions with scale uncertainty for $W^\pm Z$ and ZZ production at the LHC with $p_T^{\text{veto}} = 30$ GeV and $R = 0.4$ with $\sqrt{S} = 14$ TeV. The left figure is for $W^\pm Z$ productions and the right one is for ZZ productions.

$M_{V_1 V_2}$ and $\mu_f \sim p_T^{\text{veto}}$, respectively. The uncertainties, in the case of $\mu_f \sim p_T^{\text{veto}}$, mainly concentrate in the large invariant mass region, and the differential cross sections are smaller than the resummation results. And for $\mu_f \sim M_{V_1 V_2}$, the NLO differential cross sections are similar to the resummation results, but suffering a large scale uncertainty in all invariant mass region.

In Fig. 6, we show the jet-veto cross sections for $R = 0.2, 0.4$ and 0.8 at $\sqrt{S} = 14$ TeV. As stated before, the resummation predictions strongly depend on the jet radius. With the increasing of R , the NLO + NNLL resummation results decrease, and the scale uncertainties

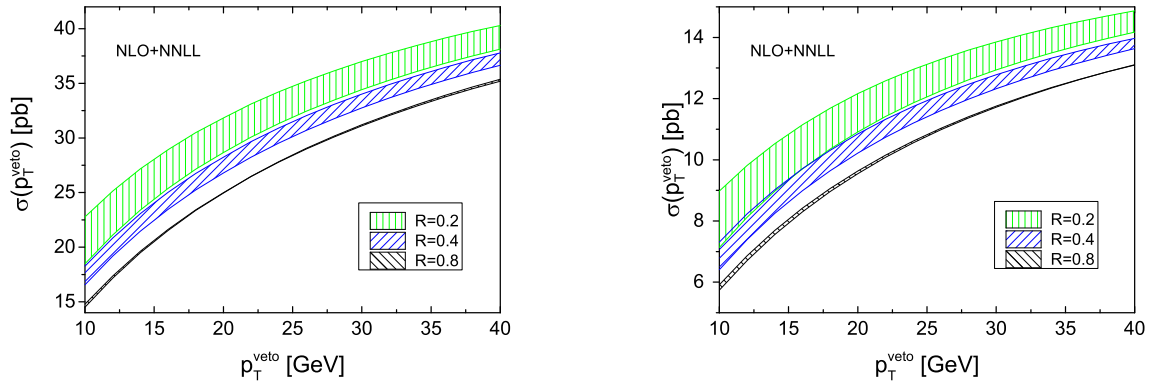


FIG. 6: The NLO + NNLL total cross sections for different R with $\sqrt{S} = 14$ TeV. The left figure is $W^\pm Z$ production and the right one is ZZ production.

are also reduced. Fig. 6 shows for $R = 0.2, 0.4, 0.8$ and $p_T^{veto} = 30$ GeV, the factorization scale uncertainties are 7.2%, 3.8% and 0.30% for $W^\pm Z$ productions, and 6.8%, 3.6% and 0.28% for ZZ productions, respectively.

In Fig. 7, the comparison of the NLO and NLO + NNLL jet-vetoed resummation is presented when $R = 0.4$. The dependence of factorization scales in the NLO results are presented in two schemes, i.e. $\mu_f \sim M_{V_1 V_2}$ and $\mu_f \sim p_T^{veto}$. From Fig. 7, in the small p_T^{veto} region, the uncertainties of the NLO results are larger than the NLO + NNLL predictions, especially for the choice of $\mu_f \sim p_T^{veto}$. It reflects that the fix-order results are unbelievable in the small p_T^{veto} region, while the resummation make it reliable. When $p_T^{veto} \gtrsim 30$ GeV, the jet-veto resummed cross section become larger than the NLO results for $\mu_f \sim M_{V_1 V_2}$.

D. Comparison with the experiment

We also compare our resummed results and jet-veto efficiencies with those calculated by the POWHEG+PYTHIA [37] in In Fig. 8, Fig. 9 and Fig. 10. The NLO + NNLL bands are obtained by varying the hard and factorization scales by factors of 2 about their default values, and the NLO bands reflect the renormalization and factorization scale uncertainties for the POWHEG+PYTHIA results, respectively.

In Fig. 8, the NLO + NNLL results include π^2 resummations with $R = 0.4$ at $\sqrt{S} = 7$ TeV. When $p_T^{veto} = 30$ GeV, NLO + NNLL calculations increase the NLO results by about 19% (18%), and the jet-veto efficiencies are increased by about 13% (13%) for $W^\pm Z$

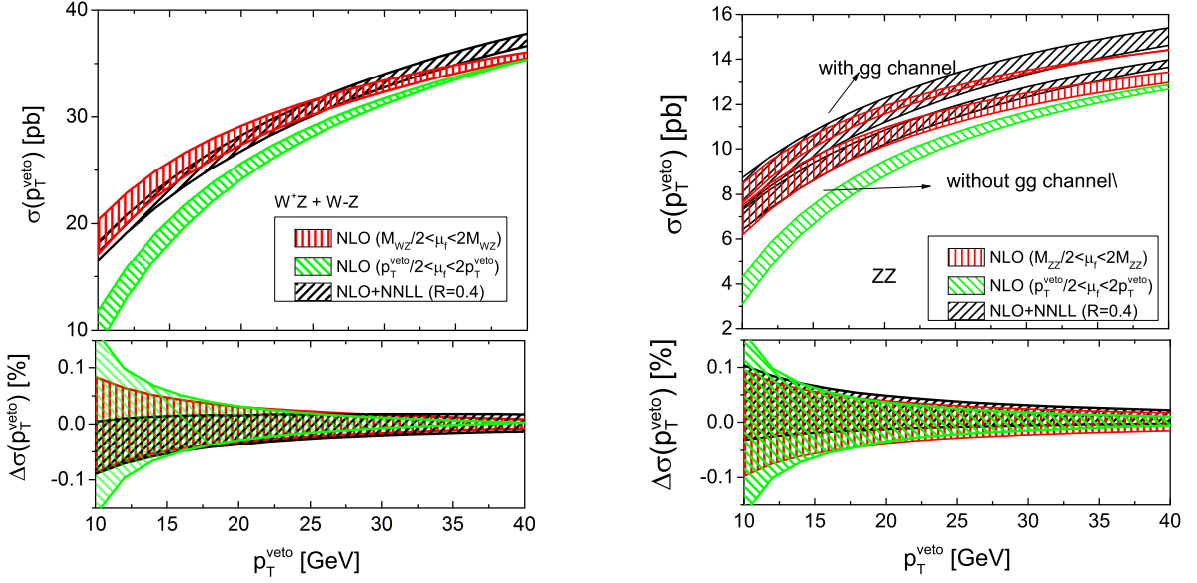


FIG. 7: Comparing the NLO and the NLO + NNLL predictions at $\sqrt{S} = 14$ TeV. The left figure is for $W^\pm Z$ productions and the right one is for ZZ productions.

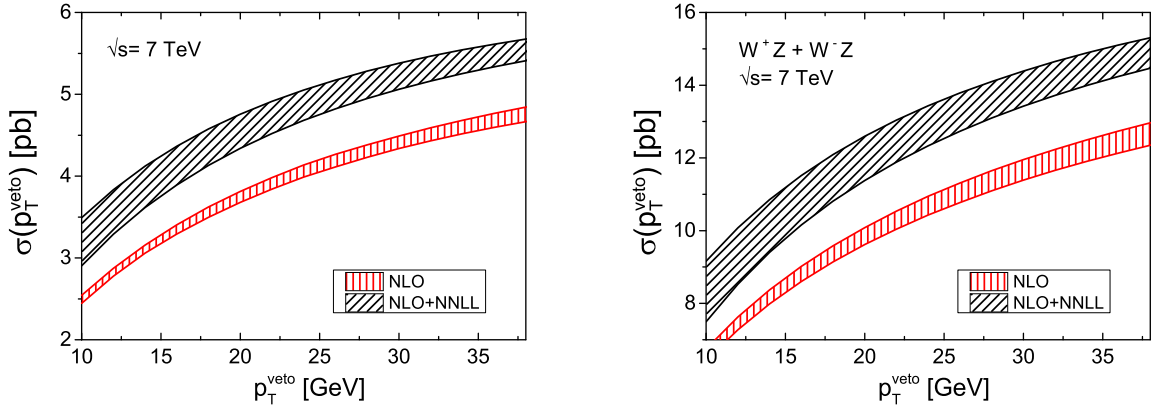


FIG. 8: Comparing the POWHEG+PYTHIA results and the NLO + NNLL predictions for $W^\pm Z$ and ZZ production at $\sqrt{S} = 7$ TeV, where $R = 0.4$.

(ZZ) productions.

In Fig. 9 and Fig. 10, we present comparisons between POWHEG+PYTHIA results and the NLO + NNLL predictions when $R = 0.4$ and $R = 0.5$ for $W^\pm Z$ and ZZ productions, respectively. We also include results without π^2 enhancement effects in each figures. In general, our resummed cross sections and jet-veto efficiencies, no matter including π^2 effects ($\mu_h^2 < 0$) or not ($\mu_h^2 > 0$), are larger than POWHEG+PYTHIA predictions. When $R = 0.4$

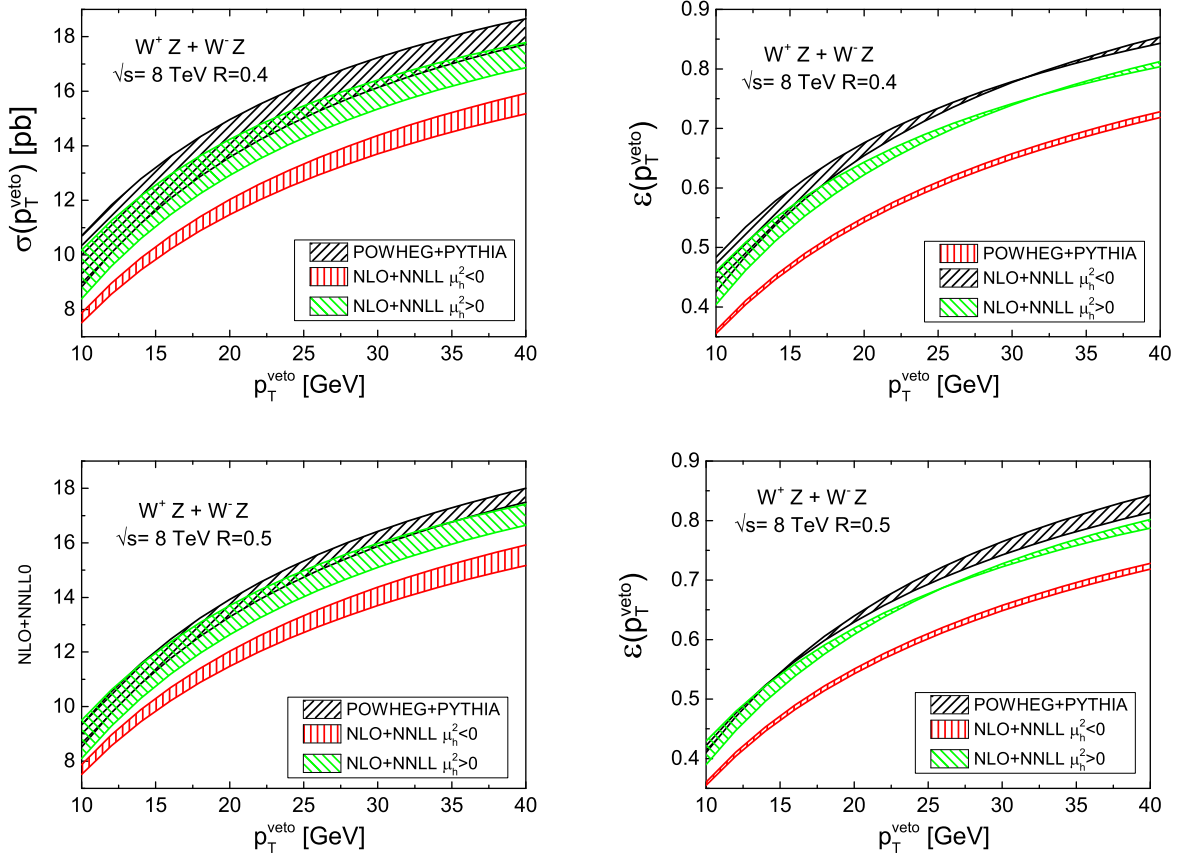


FIG. 9: Comparing the POWHEG+PYTHIA results and the NLO + NNLL predictions, as well as their efficiencies, for $W^\pm Z$ production with $R = 0.4$ and $R = 0.5$ at $\sqrt{S} = 8$ TeV, respectively.

and $R = 0.5$, the jet-veto cross section with (without) π^2 enhancement effects are increased by about 19% (13%) and 15% (11%) for $p_T^{\text{veto}} = 30$ GeV for $W^\pm Z$ production, 18% (13%) and 15% (11%) for ZZ production, respectively. As shown above, it also can be seen that the scale uncertainties for NLO + NNLL are better than the POWHEG+PYTHIA results for $R = 0.5$, but when $R = 0.4$, the scale uncertainties of resummed results are a little larger. Comparing with the Fig 7, Fig 8 and Fig 9, which correspond different center-of-mass energy, we can find that the scale uncertainties of the resummed results reduce significantly with the increasing of the center-of-mass energy. When $\sqrt{S} = 7, 8$ and 14 TeV, the scale uncertainties for $W^\pm Z$ productions are 6.9%, 6.4%, 3.8% for $W^\pm Z$ production, and 6.1%, 5.6%, 3.6% for ZZ production, respectively, for $R = 0.4$, $p_T^{\text{veto}} = 30$ GeV, where π^2 enhancement effects are included.

In Table I, we show the comparison of experiment data measured by the ATLAS and CMS Collaboration with our jet-veto resummed predictions at $\sqrt{S} = 8$ TeV. To obtain the

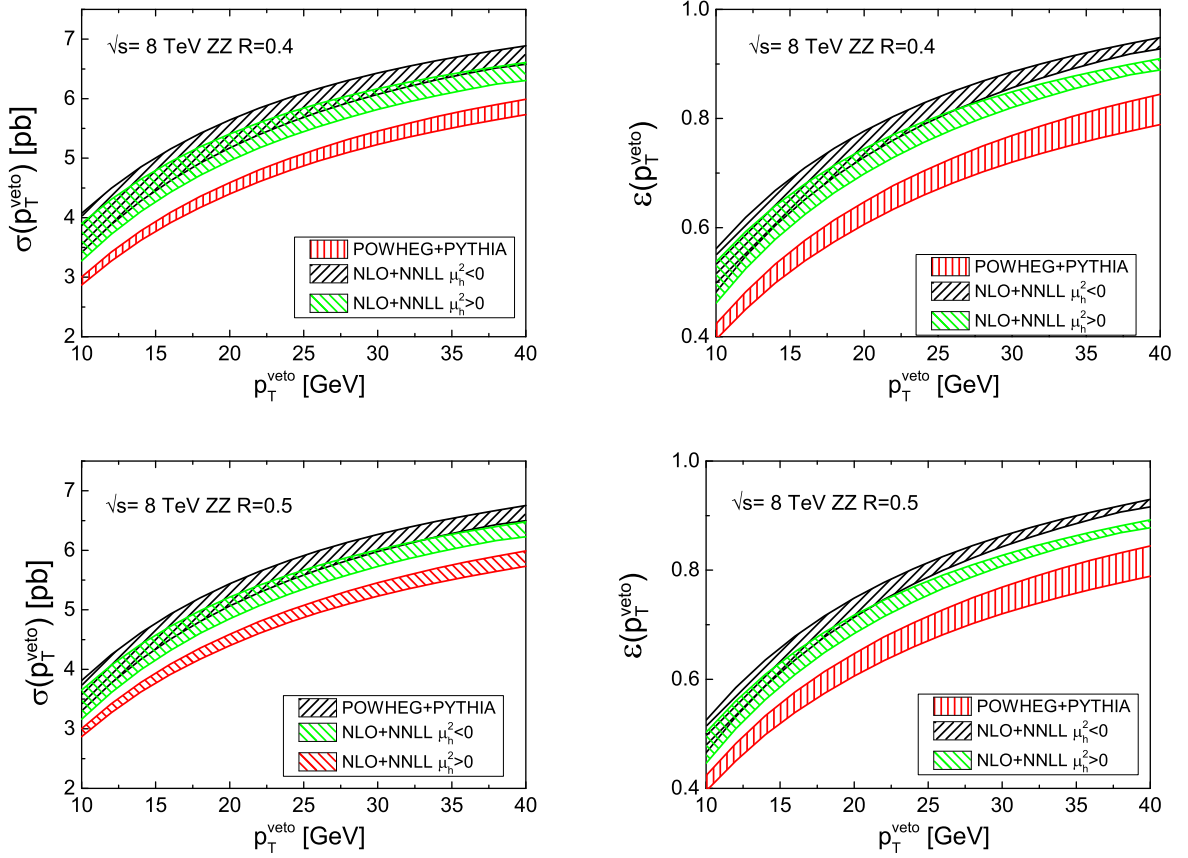


FIG. 10: Comparing the POWHEG+PYTHIA results and the NLO + NNLL predictions, as well as their efficiencies, for ZZ production with $R = 0.4$ and $R = 0.5$ at $\sqrt{S} = 8$ TeV, respectively

experimental jet-vetoed cross sections, we use experimental total cross section multiply the jet-veto efficiency factors calculated from the POWHEG+PYTHIA simulation [30], which are also presented in the Fig. 11. From the Fig. 11, we can see that our predictions agree with the CMS experiments in 2σ for both $W^\pm Z$ and ZZ productions, while there is discrepancy between the experimental results and NLO predictions for $W^\pm Z$ production. But our results are higher than the ATLAS jet-veto results. Actually, the ATLAS and CMS data is different at *eis* so far, but we only compare their data against our theoretical results with the same parameters (i.e. p_T^{veto} and R) here; another possible reason is both ATLAS and CMS collaborations use different tunes for parton shower generators, and we only used the default tunes.

| | <i>ATLAS</i> * | <i>CMS</i> * | Theory |
|--------------------------------|------------------|------------------|------------------|
| $\sigma_{W^\pm Z}^{veto} [pb]$ | 13.26 ± 1.33 | 16.09 ± 1.70 | 16.67 ± 0.55 |
| $\sigma_{ZZ}^{veto} [pb]$ | 5.28 ± 0.56 | 5.73 ± 0.83 | 6.25 ± 0.18 |

TABLE I: Comparison of experiment data from the ATLAS and CMS Collaboration with our jet-veto resummed cross sections for $W^\pm Z$ and ZZ production when $\sqrt{S} = 8$ TeV. The signs of *ATLAS** and *CMS** assign the cross section extrapolating by using reported experimental total cross section multiply the jet-veto efficiency of POWHEG+PYTHIA simulation.

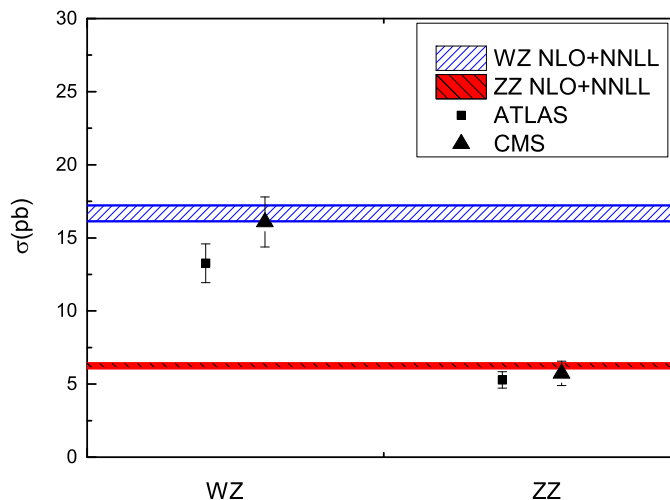


FIG. 11: Comparison of total cross sections for $W^\pm Z$ and ZZ productions between experimental data and resummation prediction at the LHC with $\sqrt{S} = 8$ TeV.

IV. CONCLUSION

We have calculated the jet-vetoed resummation for $W^\pm Z$ and ZZ pair productions at the NLO + NNLL accuracy with SCET at the LHC. We present the invariant mass distributions and the total cross sections, including π^2 enhancement effects. Our results show that the jet-veto resummation can increase the jet-veto cross section and decrease the scale uncertainties, especially in the large center-of-mass energy. The resummation results, for $p_T^{veto} > 30$ GeV and $R = 0.4$, can increase POWHEG+PYTHIA predictions by about 19% for $W^\pm Z$ production and 18% for ZZ production, respectively. In $W^\pm Z$ channel our resummed

results agree with CMS experiment data within 2σ C.L. at $\sqrt{S} = 8$ TeV, which can explain the 2σ discrepancy found between the CMS experimental results and theoretical predictions based on NLO calculation with parton showers. .

V. ACKNOWLEDGMENTS

This work was supported in part by the National Natural Science Foundation of China under Grants No. 11375013 and No. 11135003.

-
- [1] J. Ohnemus and J. F. Owens, *Phys. Rev. D* **43**, 3626 (1991).
 - [2] B. Mele, P. Nason, and G. Ridolfi, *Nucl.Phys.* **B357**, 409 (1991).
 - [3] J. Ohnemus, *Phys. Rev. D* **50**, 1931 (1994).
 - [4] L. Dixon, Z. Kunszt, and A. Signer, *Phys. Rev. D* **60**, 114037 (1999).
 - [5] J. M. Campbell and R. K. Ellis, *Phys. Rev. D* **60**, 113006 (1999).
 - [6] L. Dixon, Z. Kunszt, and A. Signer, *Nuclear Physics B* **531**, 3 (1998), ISSN 0550-3213.
 - [7] S. Frixione, P. Nason, and G. Ridolfi, *Nucl.Phys.* **B383**, 3 (1992).
 - [8] F. Campanario and S. Sapeta, *Phys.Lett.* **B718**, 100 (2012), 1209.4595.
 - [9] F. Cascioli, T. Gehrmann, M. Grazzini, S. Kallweit, P. Maierhofer, et al. (2014), 1405.2219.
 - [10] T. Gehrmann, L. Tancredi, and E. Weihs, *JHEP* **1308**, 070 (2013), 1306.6344.
 - [11] J. M. Henn, K. Melnikov, and V. A. Smirnov (2014), 1402.7078.
 - [12] T. Gehrmann, A. von Manteuffel, L. Tancredi, and E. Weihs (2014), 1404.4853.
 - [13] F. Caola, J. M. Henn, K. Melnikov, and V. A. Smirnov (2014), 1404.5590.
 - [14] Y. Wang, C. S. Li, Z. L. Liu, D. Y. Shao, and H. T. Li, *Phys.Rev.* **D88**, 114017 (2013), 1307.7520.
 - [15] S. Dawson, I. M. Lewis, and M. Zeng, *Phys.Rev.* **D88**, 054028 (2013), 1307.3249.
 - [16] Y. Wang, C. S. Li, Z. L. Liu, and D. Y. Shao, *Phys.Rev.* **D90**, 034008 (2014), 1406.1417.
 - [17] G. Aad et al. (ATLAS Collaboration), *Phys.Rev.Lett.* **108**, 041804 (2012), 1110.5016.
 - [18] G. Aad et al. (ATLAS Collaboration), *Eur.Phys.J.* **C72**, 2173 (2012), 1208.1390.
 - [19] G. Aad et al. (ATLAS Collaboration), *Phys.Lett.* **B709**, 341 (2012), 1111.5570.
 - [20] Tech. Rep. ATLAS-CONF-2014-015, CERN (2014).

- [21] Tech. Rep. ATLAS-CONF-2013-021, CERN (2013).
- [22] Tech. Rep. ATLAS-CONF-2013-020, CERN (2013).
- [23] S. Chatrchyan et al. (CMS Collaboration), JHEP **1301**, 063 (2013), 1211.4890.
- [24] Tech. Rep. CMS-PAS-SMP-12-016, CERN (2013).
- [25] Tech. Rep. CMS-PAS-SMP-13-005, CERN (2013).
- [26] Tech. Rep. CMS-PAS-SMP-13-011, CERN (2013).
- [27] S. Chatrchyan et al. (CMS Collaboration) (2014), 1403.3047.
- [28] S. Alioli, P. Nason, C. Oleari, and E. Re, JHEP **1006**, 043 (2010), 1002.2581.
- [29] P. F. Monni and G. Zanderighi (2014), 1410.4745.
- [30] P. Jaiswal and T. Okui (2014), 1407.4537.
- [31] Tech. Rep. CMS-PAS-SMP-14-016, CERN, Geneva (2015).
- [32] T. Becher, R. Frederix, M. Neubert, and L. Rothen (2014), 1412.8408.
- [33] T. Becher and M. Neubert, JHEP **1207**, 108 (2012), 1205.3806.
- [34] T. Becher, M. Neubert, and L. Rothen, JHEP **1310**, 125 (2013), 1307.0025.
- [35] T. Becher, M. Neubert, and D. Wilhelm, Journal of High Energy Physics **2012**, 124 (2012), ISSN 1029-8479, 1109.6027.
- [36] J. Beringer et al. (Particle Data Group), Phys.Rev. **D86**, 010001 (2012).
- [37] T. Melia, P. Nason, R. Rontsch, and G. Zanderighi, JHEP **1111**, 078 (2011), 1107.5051.