

# SPATIO-TEMPORAL VIDEO AUTOENCODER WITH DIFFERENTIABLE MEMORY

Viorica Pătrăucean, Ankur Handa & Roberto Cipolla

Department of Engineering

University of Cambridge, UK

{vp344, ah781, rc10001}@cam.ac.uk

## ABSTRACT

We describe a new spatio-temporal video autoencoder, based on a classic spatial image autoencoder and a novel nested temporal autoencoder. The temporal encoder is represented by a differentiable visual memory composed of convolutional long short-term memory (LSTM) cells that integrate changes over time. Here we target motion changes and use as temporal decoder a robust optical flow prediction module together with an image sampler serving as built-in feedback loop. The architecture is end-to-end differentiable. At each time step, the system receives as input a video frame, predicts the optical flow based on the current observation and the LSTM memory state as a dense transformation map, and applies it to the current frame to generate the next frame. By minimising the reconstruction error between the predicted next frame and the corresponding ground truth next frame, we train the whole system to extract features useful for motion estimation without any supervision effort. We present one direct application of the proposed framework in weakly-supervised semantic segmentation of videos through label propagation using optical flow.

## 1 INTRODUCTION

High-level understanding of video sequences is crucial for any autonomous intelligent agent, *e.g.* semantic segmentation is indispensable for navigation, or object detection skills condition any form of interaction with objects in a scene. The recent success of convolutional neural networks in tackling these high-level tasks for static images opens up the path for numerous applications. However, transferring the capabilities of these systems to tasks involving video sequences is not trivial, on the one hand due to the lack of video labelled data, and on the other hand due to convnets' inability of exploiting temporal redundancy present in videos. Motivated by these two shortcomings, we focus on reducing the supervision effort required to train recurrent neural networks, which are known for their ability to handle sequential input data Williams & Zipser (1995); Hochreiter et al. (2000).

In particular, we describe a spatio-temporal video autoencoder integrating a differentiable short-term memory module whose (unsupervised) training is geared towards motion estimation and prediction Horn & Schunck (1994). This choice has biological inspiration. The human brain has a complex system of visual memory modules, including iconic memory, visual short-term memory (VSTM), and long-term memory Hollingworth (2004). Among them, VSTM is responsible mainly for understanding visual changes (movement, light changes) in dynamic environments, by integrating visual stimuli over periods of time Phillips (1974); Magnussen (2000). Moreover, the fact that infants are able to handle occlusion, containment, and covering events by the age of 2.5 months Baillargeon (2004) could suggest that the primary skills acquired by VSTM are related to extracting features useful for motion understanding. These features in turn could generate objectness awareness based on the simple principle that points moving together belong to the same object. Understanding objectness is crucial for high-level tasks such as semantic segmentation or action recognition Alexe et al. (2012). In this spirit, our approach is similar to the recent work of Agrawal et al. (2015), who show that the features learnt by exploiting (freely-available) ego-motion information as supervision data are as good as features extracted with human-labelled supervision data. We believe that our work is complementary to their approach and integrating them could lead to an artificial agent with enhanced vision capabilities.

Our implementation draws inspiration from standard video encoders and compression schemes, and suggests that deep video autoencoders should differ conceptually from spatial image autoencoders. A video autoencoder need not reproduce *by heart* an entire video sequence. Instead, it should be able to encode the significant differences that would allow it to reconstruct a frame given a previous frame. To this end, we use a classic convolutional image encoder – decoder with a nested memory module composed of convolutional LSTM cells, acting as temporal encoder. Since we focus on learning features for motion prediction, we use as temporal decoder a robust optical flow prediction module together with an image sampler, which provides immediate feedback on the predicted flow map. At each time step, the system receives as input a video frame, predicts the optical flow based on the current frame and the LSTM content as a dense transformation map, and applies it to the current frame to predict the next frame. By minimising the reconstruction error between the predicted next frame and the ground truth next frame, we are able to train the whole system for motion prediction without any supervision effort. Other modules handling other types of variations like light changes could be added in parallel, inspired by neuroscience findings which suggest that VSTM is composed of a series of different modules specialised in handling the low-level processes triggered by visual changes, all of them connected to a shared memory module Magnussen (2000). Note that at the hardware level, this variations-centred reasoning is similar to event-based cameras Boahen (2005), which have started to make an impact in robotic applications Kim et al. (2014).

Summary of contributions: We propose a spatio-temporal version of LSTM cells to serve as a basic form of visual short-term memory, and make available an end-to-end differentiable architecture with built-in feedback loop, that allows effortless training and experimentation with the goal of understanding the role of such an artificial visual short-term memory in low-level visual processes and its implications in high-level visual tasks. We present one direct application of the proposed framework in weakly-supervised semantic segmentation of videos through label propagation using optical flow. All our code (Torch implementation) is available online Con.

## 2 RELATED WORK

Architectures based on LSTM cells Hochreiter & Schmidhuber (1997) have been very successful in various tasks involving one-dimensional temporal sequences: speech recognition Sak et al. (2014), machine translation Sutskever et al. (2014), music composition Eck & Schmidhuber, due to their ability to preserve information over long periods of time. Multi-dimensional LSTM networks have been proposed to deal with (2D) images Graves et al. (2007) or (3D) volumetric data Stollenga et al. (2015), treating the data as spatial sequences. Since in our work we aim at building a visual short-term memory, customised LSTM cells that deal with temporal sequences of spatial data represent a natural choice.

Recently, Srivastava et al. (2015) proposed an LSTM-based video autoencoder, which aims at generating past and future frames in a sequence, in an unsupervised manner. However, their LSTM implementation treats the input as sequences of vectors by flattening the frames or by using 1D frame representations produced after the last fully-connected layer of a convolutional neural network. This results in a large number of parameters, since the activations of the LSTM cells use fully-connected linear operations, which are not necessarily useful for 2D images, since natural image statistics indicate only local correlations. Another difference is in the architecture setup. We are not interested in training a black-box to produce past and future frames in the sequence. Instead we aim at a transparent setup, and train a more generic memory module together with specialised modules able to decode the memory content and on which appropriate constraints (sparsity, smoothness) can be imposed.

Our approach is partially related to optical flow estimation works like DeepFlow Weinaeppel et al. (2013) and FlowNet Fischer et al. (2015). However, these methods use purely supervised training to establish matches between consecutive pairs of frames in a sequence, and then apply a variational smoothing. Our architecture is end-to-end differentiable and integrates a smoothness penalty to ensure that nearby pixels follow a locally smooth motion, and requires no labelled training data.

As mentioned in the previous section, our work is similar in spirit to Agrawal et al. (2015), by establishing a direct link between vision and motion, in an attempt to reduce supervision effort for high-level scene understanding tasks. However, instead of relying on data provided by an inertial measurement unit from which we can estimate only a global transformation representing the ego-

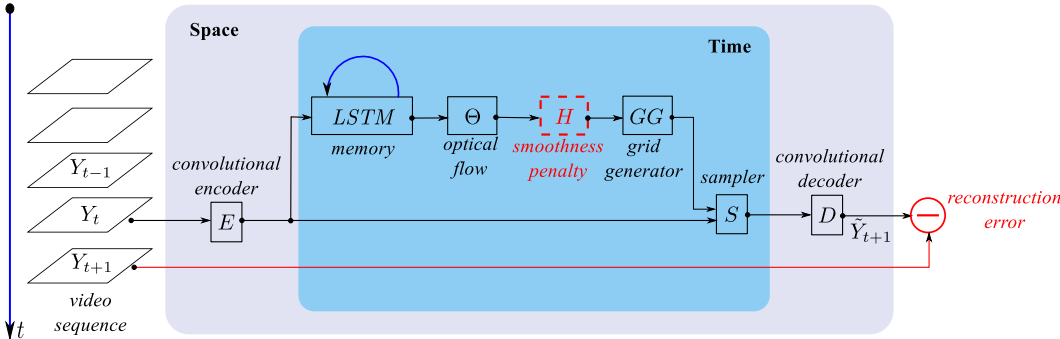


Figure 1: Spatio-temporal video autoencoder.

motion, we predict a dense flow map by integrating visual stimuli over time using a memory module, and then we use a built-in feedback loop to assess the prediction. The dense flow map is useful to explain dynamic environments, where different objects can follow different motion models, hence a global transformation is not sufficient Menze & Geiger (2015).

### 3 ARCHITECTURE

Our architecture consists of a temporal autoencoder nested into a spatial autoencoder (see Figure 1). At each time step, the network takes as input a video frame  $Y_t$  of size  $H \times W$ , and generates an output of the same size, representing the predicted next frame,  $\hat{Y}_{t+1}$ . In the following, we describe each of the modules in detail.

#### 3.1 SPATIAL AUTOENCODER $E$ AND $D$

The spatial autoencoder is a classic convolutional encoder – decoder architecture. The encoder  $E$  contains one convolutional layer, followed by  $\tanh$  non-linearity and a spatial max-pooling with subsampling layer. The decoder  $D$  mirrors the encoder, except for the non-linearity layer, and uses nearest-neighbour spatial upsampling to bring the output back to the size of the original input. After the forward pass through the spatial encoder  $Y_t \xrightarrow{E} x_t$ , the size of the feature maps  $x_t$  is  $d \times h \times w$ ,  $d$  being the number of features, and  $h$  and  $w$  the height and width after downsampling, respectively.

#### 3.2 TEMPORAL AUTOENCODER

The goal of the temporal autoencoder is to capture significant changes due to motion (ego-motion or movement of the objects in the scene), that would allow it to predict the visual future, knowing the past and the present. In a classic spatial autoencoder Masci et al. (2011), the encoder and decoder learn proprietary feature spaces that allow an optimal decomposition of the input using some form of regularisation to prevent learning a trivial mapping. The encoder decides freely upon a decomposition based on its current feature space, and the decoder constrains the learning of its own feature space to satisfy this decomposition and to reconstruct the input, using usually operations very similar to the encoder, and having the same number of degrees of freedom. Differently from this, the proposed temporal autoencoder has a decoder with a small number of trainable parameters, whose role is mainly to provide immediate feedback to the encoder, but without the capacity of amending encoder’s mistakes like in the spatial case. In optimisation terms, the error during learning is attributed mainly to the encoder, which is now more constrained to produce sensible feature maps.

##### 3.2.1 MEMORY MODULE $LSTM$

The core of the proposed architecture is the memory module playing the role of a temporal encoder. We aim at building a basic visual short-term memory, which preserves locality and layout ensuring a fast access and bypassing more complicated addressing mechanisms like those used by Neural Turing Machines Graves et al. (2014). To this end, we use customised spatio-temporal LSTM cells

with the same layout as the input. At each time step  $t$ , the *LSTM* module receives as input a new video frame after projection in the spatial feature space. This is used together with the memory content and output of the previous step  $t - 1$  to compute the new memory activations.

Classic LSTM cells operate over sequences of (one-dimensional) vectors and perform biased linear (fully-connected) transformations, followed by non-linearities to compute gate and cell activations. In our case, to deal with the spatial and local nature of the video frames, we replace the fully-connected transformations with spatial local convolutions. Therefore, the activations of a spatio-temporal convolutional LSTM cell at time  $t$  are given by:

$$\begin{cases} i_t &= \sigma(x_t * w_{xi} + h_{t-1} * w_{hi} + w_{ibias}) \\ f_t &= \sigma(x_t * w_{xf} + h_{t-1} * w_{hf} + w_{fbias}) \\ \tilde{c}_t &= \tanh(x_t * w_{xc} + h_{t-1} * w_{hc} + w_{cbias}) \\ c_t &= \tilde{c}_t \odot i_t + c_{t-1} \odot f_t \\ o_t &= \sigma(x_t * w_{xo} + h_{t-1} * w_{ho} + w_{obias}) \\ h_t &= o_t \odot \tanh(c_t) \end{cases} \quad (1)$$

where  $x_t$  represents the input at time  $t$ , *i.e.* the feature maps of the frame  $t$ ;  $i_t$ ,  $f_t$ ,  $\tilde{c}_t$ , and  $o_t$  represent the input, forget, cell, and output gates, respectively;  $c_t$ ,  $c_{t-1}$ ,  $h_t$ , and  $h_{t-1}$  are the memory and output activations at time  $t$  and  $t - 1$ , respectively;  $\sigma$  and  $\tanh$  are the sigmoid and hyperbolic tangent non-linearities;  $*$  represents the convolution operation, and  $\odot$  the Hadamard product. For input feature maps of size  $d \times h \times w$ , the *LSTM* module outputs a memory map of size  $d_m \times h \times w$ , where  $d_m$  is the number of temporal features learnt by the memory. The recurrent connections operate only over the temporal dimension, and use local convolutions to capture spatial context, unlike multi-dimensional LSTM versions that use spatial recurrent connections Graves et al. (2007); Stollenga et al. (2015). Note that a similar convolutional LSTM implementation was recently used in Shi et al. (2015) for precipitation nowcasting.

### 3.2.2 OPTICAL FLOW PREDICTION $\Theta$ WITH HUBER PENALTY $H$

The optical flow prediction module generates a dense transformation map  $\mathcal{T}$ , having the same height and width as the memory output, with one 2D flow vector per pixel, representing the displacement in  $x$  and  $y$  directions due to motion between consecutive frames.  $\mathcal{T}$  allows predicting the next frame by warping the current frame. We use two convolutional layers with relatively large kernels ( $15 \times 15$ ) to regress from the memory feature space to the space of flow vectors. Large kernels are needed since the magnitude of the predicted optical flow is limited by the size of the filters. To ensure local smoothness, we need to penalise the local gradient of the flow map  $\nabla \mathcal{T}$ . We add a penalty module  $H$  whose role is to forward its input unchanged during the forward pass, and to inject non-smoothness error gradient during the backward pass, towards the modules that precede it in the architecture and that might have contributed to the error. We use Huber loss as penalty, with its corresponding derivative (2), due to its edge-preserving capability Werlberger et al. (2009). The gradient of the flow map is obtained by convolving the map with a fixed (non-trainable)  $2 \times 3 \times 3$  filter, corresponding to a 5-point stencil, and 0 bias.

$$\mathcal{H}_\delta(a_{ij}) = \begin{cases} \frac{1}{2}a_{ij}^2, & \text{for } |a_{ij}| \leq \delta \\ \delta(|a_{ij}| - \frac{1}{2}\delta), & \text{otherwise} \end{cases}, \quad \nabla \mathcal{H}_\delta(a_{ij}) = \begin{cases} a_{ij} & \text{for } |a_{ij}| \leq \delta, \\ \delta \text{sign}(a_{ij}), & \text{otherwise} \end{cases} \quad (2)$$

Here,  $a_{ij}$  represent the elements of  $\nabla \mathcal{T}$ . In our experiments, we used  $\delta = 10^{-3}$ .

### 3.2.3 GRID GENERATOR $GG$ AND IMAGE SAMPLER $S$

The grid generator  $GG$  and the image sampler  $S$  output the predicted feature maps  $\tilde{x}_{t+1}$  of the next frame after warping the current feature maps  $x_t$  with the flow map produced by the  $\Theta$  module. We use similar differentiable grid generator and image sampler as Spatial Transformer Network (STN) Jaderberg et al. (2015) (implementation available online (Moodstocks, 2015)). The output of  $S$ , of size  $d \times h \times w$ , is considered as a fixed  $h \times w$  grid, holding at each  $(x_o, y_o)$  position a feature map entry of size  $1 \times 1 \times d$ . We modified the grid generator to accept one transformation per pixel, instead of a single transformation for the entire image as in STN. Given the flow map  $\mathcal{T}$ ,  $GG$  computes for each element in the grid the source position  $(x_s, y_s)$  in the input feature map from where  $S$  needs to

sample to fill in the position  $(x_o, y_o)$ :

$$\begin{pmatrix} x_s \\ y_s \end{pmatrix} = \mathcal{T}(x_o, y_o) \begin{pmatrix} x_o \\ y_o \\ 1 \end{pmatrix}, \mathcal{T}(\cdot, \cdot) = \begin{pmatrix} 1 & 0 & t_x \\ 0 & 1 & t_y \end{pmatrix}. \quad (3)$$

The  $\Theta$  module outputs two parameters  $(t_x, t_y)$  for each pixel. The forward pass of  $GG$  is given by equation (3). In the backward pass,  $GG$  simply backpropagates the derivative of equation (3) w.r.t. the input parameters  $(t_x, t_y)$ .

### 3.2.4 LOSS FUNCTION

Training the network comes down to minimising the reconstruction error between the predicted next frame and the ground truth next frame, with Huber penalty gradient injected during backpropagation on the optical flow map:

$$\mathcal{L}_t = \|\tilde{Y}_{t+1} - Y_{t+1}\|_2^2 + w_H \mathcal{H}(\nabla \mathcal{T}), \quad (4)$$

where  $w_H$  is a hard-coded parameter used to weight the smoothness constraints w.r.t. the data term; in our experiments  $w_H = 10^{-2}$ , which is a common value in optical flow works.

### 3.3 NETWORK PARAMETERS

The proposed network has 1,035,067 trainable parameters. The spatial encoder and decoder have 16 filters each, size  $7 \times 7$ . The memory module (*LSTM*) has 64 filters, size  $7 \times 7$ , and the optical flow regressor  $\Theta$  has 2 convolutional layers, each with 2 filters of size  $15 \times 15$ , and a  $1 \times 1$  convolutional layer. The other modules:  $GG$ ,  $H$ , and  $S$  have no trainable parameters.

## 4 TRAINING

The training was done using *rmsprop*, with a learning rate starting at  $10^{-4}$  and decaying by 0.9 after every 5 epochs. The initialisation of the convolutional layers except those involved in the memory module was done using *xavier* method Glorot & Bengio (2010). The parameters of the memory module, except the biases, were initialised from a uniform distribution  $\mathcal{U}(-0.08, 0.08)$ . The biases of the forget gates are initialised to 1; for the other gates we set the biases to 0. During training, before each parameter update, we clip the gradients to lie in a predefined range, to avoid numerical issues Graves (2013).

Our implementation is based on Torch library Collobert et al. and extends the *rnn* package Léonard et al. (2015). All our code is available online Con. The training was done on an NVIDIA K40 GPU (12G memory).

## 5 EXPERIMENTS

As a sanity check to confirm the ability of the grid generator  $GG$  and image sampler  $S$  to generate the next frame given the current frame and the correct optical flow map, we ran simple warping tests using Sintel dataset Butler et al. (2012), by isolating the two modules from the rest of the architecture. Figure 2 shows an example of warping. Note that since the flow displacement is significant in this dataset, the sampling result can contain artefacts, especially near boundaries, caused by occlusions. The average per-pixel error induced by the sampler on this dataset is 0.004 (for pixel values in  $[0, 1]$ ). However, this test was done by sampling directly from the input frames, no spatial encoder – decoder was used. In our architecture, these artefacts will be washed out to a certain extent by the convolutional decoder. The optical flow throughout this section is displayed using the colour code from Baker et al. (2011), illustrated in Figure 2, top-right corner.



Figure 2: Warping performed by the  $GG$  and  $S$  modules, given a video frame and the ground truth optical flow map. First line: input frame and ground truth optical flow map displayed using the colour code shown in the top-right corner of the image; the colour encodes the direction of movement and the colour intensity reflects the magnitude; darker shades correspond to higher magnitudes Baker et al. (2011). Second line: ground truth next frame and sampled next frame; note the artifacts close to the boundaries.



Figure 3: Samples of images from moving MNIST dataset.

Architecture	Parameters	Test error
AE-Conv	109,073	0.0948
AE-fcLSTM	33,623,649	0.0650
AE-ConvLSTM	1,256,305	0.0641
AE-ConvLSTM-flow	1,035,067	<b>0.0439</b>

Table 1: Number of parameters for the different architectures and their per-pixel average error on moving MNIST.

### 5.1 UNSUPERVISED EXPERIMENTS

To assess qualitatively and quantitatively the behaviour of the proposed architecture and of its components, we ran unsupervised experiments on synthetic and real datasets<sup>1</sup>.

**Synthetic dataset.** Moving MNIST dataset Srivastava et al. (2015) consists of sequences of 20 frames each, obtained by moving (translating) MNIST digit images inside a square of size  $64 \times 64$ , using uniform random sampling to obtain direction and velocity; the sequences can contain several overlapping digits in one frame. We generated 10k sequences for training and 3k sequences for validation (see Figure 3 for sample images).

To highlight the advantages of the proposed convolutional LSTM units (denoted as ConvLSTM) and of the overall architecture (denoted as AE-ConvLSTM-flow), we ran quantitative experiments us-

<sup>1</sup>Existing datasets in the optical flow community do not represent suitable training and/or testing data because they contain flow maps for only pairs of images Fischer et al. (2015), or for very few short video sequences (6 sequences of 2 or 8 frames in Middlebury dataset Baker et al. (2011)). Sintel dataset Butler et al. (2012) contains indeed ground truth optical flow for longer video sequences. However, it exhibits a complex combination of camera self-motion and moving objects, with a relatively low frame rate, leading to very large (non-realistic) displacements between consecutive frames. Note also that the self-motion makes the entire scene to *move* in terms of optical flow, making the prediction very hard and, in the same time, not useful for the purposes of our work: if all the points in the scene move, it is difficult to delineate objects.

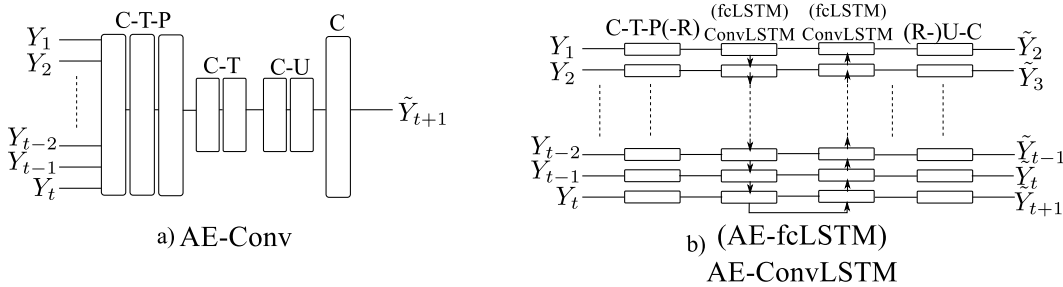


Figure 4: Baseline (autoencoder) next frame predictors. C = convolutional, T = tanh, P = pooling, U = unpooling, R = reshape from 2D feature maps to 1D (flattened) vectors and vice-versa.

ing different architectures, illustrated in Figure 4. AE-Conv is a simple convolutional autoencoder, which takes as input the frames of a video sequence considered as independent channels, and outputs the predicted next frame. It contains a similar encoder and decoder as AE-ConvLSTM-flow, but replaces the (recurrent) memory module and optical flow module with simple convolution-tanh layers. AE-ConvLSTM is a similar setup, but uses convolutional LSTM blocks as temporal encoder and decoder respectively; AE-fcLSTM replaces the convolutional LSTM blocks with classic fully-connected LSTM blocks, resembling the architecture of Srivastava et al. (2015), but predicting only one frame in the future. Table 1 summarises the number of parameters for each architecture. Note that, although the depth of all the architectures could be considered similar, the differences in the number of parameters are significant: all the architectures using LSTM blocks have more parameters than the simple convolutional autoencoder due to the gating layers; among these, the fully-connected model is considerably larger. AE-ConvLSTM-flow has less parameters than AE-ConvLSTM due to the fact that the LSTM temporal decoder in the latter is replaced by simple convolutional regression layers in the former.

The loss function for this experiment was the binary cross-entropy Srivastava et al. (2015), and the sequences are fed in as binary data. Table 1 presents the test errors and Figure 5 shows qualitative results. All the architectures using LSTM blocks report lower errors than AE-Conv, showing the importance of exploiting the temporal dependency between frames. Although the results of AE-Conv seem qualitatively better than AE-fcLSTM, they are very blurred, leading to the increased error. The architectures using the proposed convolutional LSTM units are more efficient than the classic fully-connected units, since the former preserve the spatial information; this can be observed in both the quantitative and the qualitative results. Importantly, AE-ConvLSTM-flow produces boundaries with better continuity than AE-ConvLSTM, suggesting that it acquires a basic form of objectness awareness, *i.e.* it learns to reason about objects as a whole due to their motion. Equally, these results show that the optical flow maps produced by our network correspond to a basic form of image segmentation into objects identified by their movement. Hence, this setup could potentially be more useful for supervised video segmentation than a classic video autoencoder.

**Real dataset.** We train our architecture on real videos extracted from HMDB-51 dataset Kuehne et al. (2011), with about 107k frames in total (1.1 hours), and present qualitative results of the predicted next frame and the optical flow maps on test sequences extracted from PROST Santner et al. (2010) and ViSOR Vezzani & Cucchiara (2010) datasets. Figure 6 illustrates results obtained on different test sequences and videos showing the optical flow for entire test sequences are included in the supplemental material. The results indicate that the moving elements of the scene are identified by the network. However, the accuracy of the estimated flow is not comparable to supervised setups for optical flow estimation. But this is expected since in our case we predict the flow map that links the already seen frame  $t$  to the unseen frame  $t+1$ , whereas classic optical flow methods estimate the optical flow between two already seen frames. Intuitively, we expect our network to extract more meaningful features than a classic supervised setup, since the problem is more challenging, at least for articulated objects.



Figure 5: Qualitative results on moving MNIST test dataset. First four columns: the last frames (out of 10 in total) fed into the network (from  $t - 3$  to  $t$ ); 5th column: the ground truth next frame ( $t + 1$ ); 6th column: AE-Conv; 7th column: AE-fcLSTM; 8th column: AE-ConvLSTM; last two columns: AE-ConvLSTM-flow predicted next frame and optical flow.

## 5.2 APPLICATION TO WEAKLY-SUPERVISED VIDEO SEMANTIC SEGMENTATION

Almost no labelled dataset of real videos exists for semantic segmentation<sup>2</sup>, limiting the applicability of deep architectures for the task. There exist, however, datasets that contain video sequences with one labelled frame per sequence Brostow et al. (2008); Nathan Silberman & Fergus (2012). We take advantage of our autoencoder to enable weakly-supervised video segmentation. The proposed framework, denoted SegNet-flow, is sketched in Figure 7. We use AE-ConvLSTM-flow together with a per-frame semantic segmentation module, SegNet<sup>3</sup> Badrinarayanan et al. (2015). Using the flow maps produced by AE-ConvLSTM-flow, we warp (propagate) SegNet’s predictions until reaching the time step for which ground truth labels are available. The label propagation is performed by a customised recurrent module, which integrates a merging block  $M$  and a sampler  $S$  similar to the one used in AE-ConvLSTM-flow.  $M$  is a recurrent convolutional module, which receives as input SegNet’s basic predictions  $L_t^b$  at time  $t$ , and the warped predictions  $L_{t-1}^w$  from time  $t - 1$  generated by  $S$ , and produces the final label predictions  $\tilde{L}_t$  for time  $t$ . For the time steps where ground truth labels  $L_t^{gt}$  are available, we minimise the cross-entropy segmentation error between  $\tilde{L}_t$  and  $L_t^{gt}$ .

<sup>2</sup>SceneNet Handa et al. (2015) is a recent synthetic dataset allowing to obtain synthetic labelled videos by rendering labelled synthetic 3D scenes. However, the models lack texture. Sun3D Xiao et al. (2013) contains video sequences with labels obtained by label propagation. However, the quality of the labelling is quite poor.

<sup>3</sup>Although not state-of-the-art for image semantic segmentation, we chose to use SegNet in our experiment due to its reduced memory requirements. This is the only setup allowing us to train the entire network on one GPU with 12G memory.






Figure 6: Qualitative results on real videos. The first three columns show the last frames (out of 12 in total) fed into the network (from  $t - 2$  to  $t$ ), the  $t + 1$  column shows the ground truth next frame, and the last two columns show the predicted next frame and the predicted optical flow.

This error term is added to the existing reconstruction error term. In this way, the two tasks, flow prediction and semantic segmentation, are learnt jointly with a minimum of supervision required.

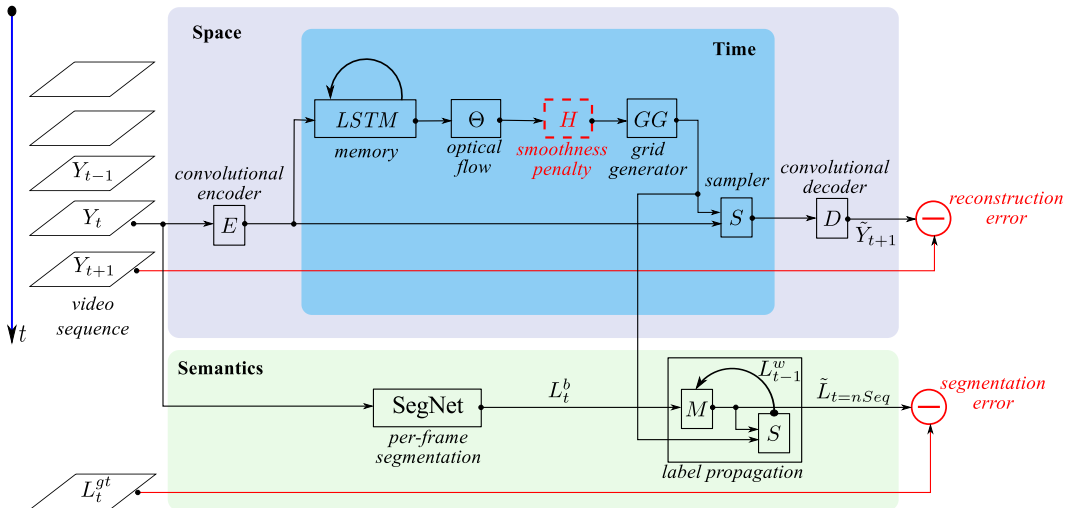


Figure 7: SegNet-flow: weakly-supervised video segmentation through label propagation using optical flow.

We trained our architecture on Camvid dataset Brostow et al. (2008), which consists of road scene RGB videos, with about 10k training frames in total, among which 468 are labelled, and about 7k testing frames, among which 233 are labelled. However, due to memory limitations, we were not able to use all the (unlabelled) available frames, but only sequences of 6 frames around the labelled ones. Hence about 2.5k frames were used for training. Additionally, we downsampled the videos to  $240 \times 180$  pixels per frame<sup>4</sup>. We use the 12 classes labelling, similar to Badrinarayanan et al.

<sup>4</sup>Note that the results in Table 2 for basic SegNet are different from those reported in Badrinarayanan et al. (2015), due to this downsampling.

Network	Sky	Building	Pole	Road	Sidewalk	Vegetation	Traffic sign	Fence	Car	Pedestrian	Cyclist	Class Avg.	Global Avg.
SegNet	89.2	65.4	<b>22.6</b>	92.0	<b>70.7</b>	44.8	<b>14.9</b>	<b>5.38</b>	60.5	<b>25.6</b>	<b>2.73</b>	<b>44.9</b>	75.3
SegNet-flow	<b>92.9</b>	<b>73.4</b>	3.22	<b>97.2</b>	62.9	<b>52.3</b>	2.37	2.35	<b>63.3</b>	14.9	1.70	42.4	<b>76.9</b>

Table 2: Per-class and global average segmentation accuracy.

(2015). Table 2 summarises the results of basic SegNet on the test set compared to our setup, and Figure 8 shows qualitative results. It can be observed that the quality of the segmentation increases considerably for the large classes, but diminishes for the small thin structures. We believe the main reason for this is the relatively small size of the training set. SegNet-flow has about one million parameters more than the basic SegNet, hence the former model is less constrained. Equally, the fact that the flow estimation is performed on a downsampled version of the input (after the spatial encoder) could lead to a poor flow estimation for small structures. Nevertheless, we were able to train end-to-end an architecture performing joint flow estimation and semantic segmentation from videos. Understanding better and improving this framework constitute an exciting direction of future work.




Figure 8: Qualitative results on Camvid. 1st column: input frame, 2nd column: ground truth, 3rd column: SegNet result, 4th column: SegNet-flow result. The flow constraints present in SegNet-flow make a significant difference in smoothing the segmentation results produced by SegNet. We expect this to hold irrespective of the segmentation module used.

## 6 CONCLUSION AND FUTURE WORK

We proposed an original spatio-temporal video autoencoder based on an end-to-end differentiable architecture that allows unsupervised training for motion prediction. The core of the architecture

is a module implementing a convolutional version of long short-term memory (LSTM) cells to be used as a form of artificial visual short-term memory. We showed that the proposed convolutional LSTM module performs better than existing classic autoencoders and than fully-connected LSTM implementations, while having a reduced number of parameters. The usefulness of the overall setup was illustrated in the task of weakly-supervised video semantic segmentation.

We believe that our work can open up the path to a number of exciting directions. Due to the built-in feedback loop, various experiments can be carried out effortlessly, to develop further the basic memory module that we proposed. In particular, investigating on the size of the memory and its resolution/downsampling could shed some light into the causes of some geometric optical illusions; *e.g.* when storing in memory an overly-downsampled version of the visual input, this could affect the capacity of correctly perceiving the visual stimuli, in accordance with Shannon-Nyquist sampling theorem Shannon (1949). Equally, we hypothesise that our convolutional version of LSTM cells can lead to ambiguous memory activations, *i.e.* the same activation would be produced when presenting a temporally moving boundary or a spatially repeated boundary. This could imitate the illusory motion experienced by biological VSTMs, *i.e.* static repeated patterns that produce a false perception of movement Conway et al. (2005).

A necessary future development is the integration of the memory module with an attention mechanism and a form of long-term memory module, to enable a complete memory system, indispensable for supervised tasks.

Last but not least, the proposed architecture composed of memory module and built-in feedback loop could be applied for static images as a compression mechanism, similar to the inspirational work on jigsaw video compression Kannan et al. (2007). The memory addressing in that case could use a content-based mechanism similar to NTM Graves et al. (2014).

#### ACKNOWLEDGMENTS

We are greatly indebted to the *Torch* community for their efforts to maintain this great library, and especially to Nicholas Léonard for his helpful advice. We are grateful to CSIC–University of Cambridge for funding this work (grant number EP/L010917/1).

#### REFERENCES

- Convlstm. <https://github.com/viorik/ConvLSTM>.
- Pulkit Agrawal, João Carreira, and Jitendra Malik. Learning to see by moving. *CoRR*, abs/1505.01596, 2015. URL <http://arxiv.org/abs/1505.01596>.
- B. Alexe, T. Deselaers, and V. Ferrari. Measuring the objectness of image windows. *IEEE Trans. Pattern Anal. Mach. Intell.*, 34(11), 2012. doi: 10.3758/BF03203943.
- Vijay Badrinarayanan, Ankur Handa, and Roberto Cipolla. Segnet: A deep convolutional encoder-decoder architecture for robust semantic pixel-wise labelling. *CoRR*, abs/1505.07293, 2015.
- René Baillargeon. Infants’ physical world. *American Psychological Society*, 13(3), 2004.
- Simon Baker, Daniel Scharstein, J. P. Lewis, Stefan Roth, Michael J. Black, and Richard Szeliski. A database and evaluation methodology for optical flow. *Int. J. Comput. Vision*, 92(1):1–31, 2011.
- K. Boahen. Neuromorphic microchips. *Scientific American*, 292(5), 2005.
- Gabriel J. Brostow, Jamie Shotton, Julien Fauqueur, and Roberto Cipolla. Segmentation and recognition using structure from motion point clouds. In *ECCV*, pp. 44–57, 2008.
- D. J. Butler, J. Wulff, G. B. Stanley, and M. J. Black. A naturalistic open source movie for optical flow evaluation. In *European Conf. on Computer Vision (ECCV)*, pp. 611–625, 2012.
- Ronan Collobert, Koray Kavukcuoglu, and Clment Farabet. Torch7: A matlab-like environment for machine learning.

- Bevil R. Conway, Akiyoshi Kitaoka, Arash Yazdanbakhsh, Christopher C. Pack, and Margaret S. Livingstone. Neural basis for a powerful static motion illusion. *The Journal of Neuroscience*, 25(23):5651–5656, 2005.
- Douglas Eck and Jürgen Schmidhuber. A first look at music composition using lstm recurrent neural networks. Technical Report IDSIA-07-02, IDSIA / USI-SUPSI.
- Philipp Fischer, Alexey Dosovitskiy, Eddy Ilg, Philip Häusser, Caner Hazirbas, Vladimir Golkov, Patrick van der Smagt, Daniel Cremers, and Thomas Brox. FlowNet: Learning optical flow with convolutional networks. *CoRR*, abs/1504.06852, 2015. URL <http://arxiv.org/abs/1504.06852>.
- Xavier Glorot and Yoshua Bengio. Understanding the difficulty of training deep feedforward neural networks. In *AISTATS*, 2010.
- Alex Graves. Generating sequences with recurrent neural networks. *CoRR*, abs/1308.0850, 2013.
- Alex Graves, Santiago Fernández, and Jürgen Schmidhuber. Multi-dimensional recurrent neural networks. In *Artificial Neural Networks*, volume 4668, pp. 549–558. 2007.
- Alex Graves, Greg Wayne, and Ivo Danihelka. Neural Turing machines. *CoRR*, abs/1410.5401, 2014.
- A. Handa, V. Pătrăucean, V. Badrinarayanan, S. Stent, and R. Cipolla. SceneNet: Understanding real world indoor scenes with synthetic data. *arXiv preprint arXiv:1511.07041*, 2015.
- Sepp Hochreiter and Jürgen Schmidhuber. Long short-term memory. *Neural Comput.*, 9(8):1735–1780, November 1997. ISSN 0899-7667. doi: 10.1162/neco.1997.9.8.1735. URL <http://dx.doi.org/10.1162/neco.1997.9.8.1735>.
- Sepp Hochreiter, Fakultät F. Informatik, Yoshua Bengio, Paolo Frasconi, and Jürgen Schmidhuber. Gradient Flow in Recurrent Nets: the Difficulty of Learning Long-Term Dependencies. In *Field Guide to Dynamical Recurrent Networks*. 2000.
- A. Hollingworth. Constructing visual representations of natural scenes: the roles of short- and long-term visual memory. *J Exp Psychol Hum Percept Perform.*, 30(3), 2004.
- Berthold K. P. Horn and B. G. Schunck. Artificial intelligence in perspective. chapter Determining Optical Flow: A Retrospective, pp. 81–87. 1994.
- Max Jaderberg, Karen Simonyan, Andrew Zisserman, and Koray Kavukcuoglu. Spatial transformer networks. *CoRR*, abs/1506.02025, 2015. URL <http://arxiv.org/abs/1506.02025>.
- Anitha Kannan, John Winn, and Carsten Rother. Clustering appearance and shape by learning jigsaws. In *Advances in Neural Information Processing Systems*, pp. 657–664. 2007.
- Hanme Kim, Ankur Handa, Ryad Benosman, Sio-Hoi Ieng, and Andrew J. Davison. Simultaneous mosaicing and tracking with an event camera. In *British Machine Vision Conference (BMVC)*. BMVC 2014, 2014.
- H. Kuehne, H. Jhuang, E. Garrote, T. Poggio, and T. Serre. HMDB: a large video database for human motion recognition. In *Proceedings of the International Conference on Computer Vision (ICCV)*, 2011.
- Nicholas Léonard, Sagar Waghmare, Yang Wang, and Jin-Hwa Kim. rnn : Recurrent library for torch. *CoRR*, abs/1511.07889, 2015.
- Svein Magnussen. Low-level memory processes in vision. *Trends in Neurosciences*, 23(6):247–251, 2000. ISSN 0166-2236. doi: [http://dx.doi.org/10.1016/S0166-2236\(00\)01569-1](http://dx.doi.org/10.1016/S0166-2236(00)01569-1). URL <http://www.sciencedirect.com/science/article/pii/S0166223600015691>.
- Jonathan Masci, Ueli Meier, Dan Cirean, and Jürgen Schmidhuber. Stacked convolutional auto-encoders for hierarchical feature extraction. In *Artificial Neural Networks and Machine Learning*, volume 6791, pp. 52–59. 2011.

- Moritz Menze and Andreas Geiger. Object scene flow for autonomous vehicles. In *Proceedings of the IEEE Conference on Computer Vision and Pattern Recognition*, pp. 3061–3070, 2015.
- Moodstocks. Open Source Implementation of Spatial Transformer Networks. URL <https://github.com/qassemoquab/stnbhwd>, 2015.
- Pushmeet Kohli Nathan Silberman, Derek Hoiem and Rob Fergus. Indoor segmentation and support inference from rgb-d images. In *ECCV*, 2012.
- W.A. Phillips. On the distinction between sensory storage and short-term visual memory. *Perception & Psychophysics*, 16(2):283–290, 1974. ISSN 0031-5117. doi: 10.3758/BF03203943. URL <http://dx.doi.org/10.3758/BF03203943>.
- Hasim Sak, Andrew W. Senior, and Françoise Beaufays. Long short-term memory based recurrent neural network architectures for large vocabulary speech recognition. *CoRR*, abs/1402.1128, 2014. URL <http://arxiv.org/abs/1402.1128>.
- Jakob Santner, Christian Leistner, Amir Saffari, Thomas Pock, and Horst Bischof. PROST Parallel Robust Online Simple Tracking. In *IEEE Computer Society Conference on Computer Vision and Pattern Recognition (CVPR)*, San Francisco, CA, USA, 2010.
- C.E. Shannon. Communication in the presence of noise. *Proceedings of the IRE*, 37(1):10–21, Jan 1949. ISSN 0096-8390. doi: 10.1109/JRPROC.1949.232969.
- Xingjian Shi, Zhourong Chen, Hao Wang, Dit-Yan Yeung, Wai-Kin Wong, and Wang-chun Woo. Convolutional LSTM network: A machine learning approach for precipitation nowcasting. *CoRR*, abs/1506.04214, 2015.
- Nitish Srivastava, Elman Mansimov, and Ruslan Salakhutdinov. Unsupervised learning of video representations using lstms. *ICML*, 2015.
- Marijn Stollenga, Wonmin Byeon, Marcus Liwicki, and Jürgen Schmidhuber. Parallel multi-dimensional lstm, with application to fast biomedical volumetric image segmentation. *CoRR*, abs/1506.07452, 2015. URL <http://arxiv.org/abs/1506.07452>.
- Ilya Sutskever, Oriol Vinyals, and Quoc V. Le. Sequence to sequence learning with neural networks. *NIPS*, 2014.
- Roberto Vezzani and Rita Cucchiara. Video surveillance online repository (visor): an integrated framework. *Multimedia Tools and Applications*, 50(2):359–380, 2010.
- P. Weinzaepfel, J. Revaud, Z. Harchaoui, and C. Schmid. Deepflow: Large displacement optical flow with deep matching. In *Computer Vision (ICCV), 2013 IEEE International Conference on*, pp. 1385–1392, Dec 2013. doi: 10.1109/ICCV.2013.175.
- Manuel Werlberger, Werner Trobin, Thomas Pock, Andreas Wedel, Daniel Cremers, and Horst Bischof. Anisotropic Huber-L1 optical flow. In *Proceedings of the British Machine Vision Conference (BMVC)*, London, UK, September 2009.
- Ronald J. Williams and David Zipser. Backpropagation. chapter Gradient-based Learning Algorithms for Recurrent Networks and Their Computational Complexity, pp. 433–486. 1995.
- J. Xiao, A. Owens, and A. Torralba. Sun3d: A database of big spaces reconstructed using sfm and object labels. In *ICCV*, pp. 1625–1632, 2013.