

Speaker-independent machine lip-reading with speaker-dependent viseme classifiers

Helen L. Bear¹, Stephen J. Cox¹, Richard W. Harvey¹

¹University of East Anglia, UK

{helen.bear, r.w.harvey, s.j.cox}@uea.ac.uk

Abstract

In machine lip-reading, which is identification of speech from visual-only information, there is evidence to show that visual speech is highly dependent upon the speaker [1]. Here, we use a phoneme-clustering method to form new phoneme-to-viseme maps for both individual and multiple speakers. We use these maps to examine how similarly speakers talk visually. We conclude that broadly speaking, speakers have the same repertoire of mouth gestures, where they differ is in the use of the gestures. **Index Terms:** visual-only speech recognition, computer lip-reading, visemes, classification, pattern recognition, speaker-independence

1. Introduction

Speaker identity is known to be important in the recognition of speech from visual-only information (lip-reading) [1], more so than in audio speech. One of the difficulties in dealing with visual speech is what the fundamental units for recognition should be. The term *viseme* is loosely defined [2] to mean a visually indistinguishable unit of speech, and a set of visemes is usually defined by grouping together a number of phonemes that have a (supposedly) indistinguishable visual appearance. Several many-to-one mappings from phonemes to visemes have been proposed and investigated [3], [2] or [4]. In [5], a new idea of using speaker-dependent visemes is presented. The method can be summarised as follows:

1. Perform speaker-dependent phoneme recognition with recognisers that use phoneme units.
2. By aligning the phoneme output of the recogniser with the transcription of the word uttered, a confusion matrix for each speaker is produced detailing which phonemes are confused with which others.
3. Phonemes are clustered into groups (visemes) based on the confusions identified in step two. The clustering algorithm permits phonemes to be grouped into a single viseme, V only if each phoneme has been confused with all the others within V . Consonant and vowel phonemes are not permitted to be mixed within a viseme class. The result of this process is a Phoneme-to-Viseme (P2V) map M for each speaker—for further details, see [5].
4. These new speaker-dependent viseme sets are then used as units for visual speech recognition for a speaker.

This resulted in a small improvement in speaker-dependent recognition [5]. The question then arises to what extent such maps are independent of the speaker, and if so, how speaker independence might be examined. In particular, we are interested in the interaction between the data used to train the models and the viseme classes themselves.

2. Dataset description

We use the AVLetters2 (AVL2) dataset [1], to train and test recognisers based upon the new P2V mappings. This dataset consists of four British-English speakers reciting the alphabet seven times. The full-faces of the speakers are tracked using Active Appearance Models (AAMs) [6] from which lip-only combined shape and appearance features are extracted. We select AAM features because they are known to out-perform other feature methods in machine visual-only lip-reading [7]. Figure 1 shows the count of the 29 phonemes that appear in the phoneme transcription of AVL2, allowing for duplicate pronunciations, (with the silence phoneme omitted). The BEEP pronunciation dictionary used throughout these experiments is in British English [8].

3. Method overview

We use the clustering approach of [5] to produce a series of P2V maps. We construct

1. a speaker-dependent map for each speaker;
2. a multi-speaker map using *all* speakers' phoneme confusions;
3. a speaker-independent map for each speaker using confusions of all *other* speakers in the data.

Each P2V map is constructed using separate training and test data by using seven fold cross-validation [9]. In total each speaker utters 182 words (seven recitations of 26 words). Each one of seven recitations of the alphabet are selected as test folds in turn and are not included in the training folds.

We then use the HTK toolkit [10] to build Hidden Markov Model (HMM) classifiers whose models are the viseme classes in each P2V map. We flat-start the HMMs with `HCompV`, re-estimate them 11 times over (`HERest`) with forced alignment between seventh and eighth re-estimates. Finally we recognise using `HVite` and output our results with `HResults`. The models are three state HMMs each having an associated Gaussian mixture of five components. Our recognition network constrains the output to be one of the 26 letters of the alphabet.

Therefore, our measure of accuracy is $\frac{\#letterscorrect}{\#lettersclassified}$.

4. Experimental setup

We designate the P2V maps formed in these experiments as

$$M_n(p, q) \quad (1)$$

This means that the P2V map is derived from speaker n , but trained using visual speech data from speaker p and tested using visual speech data from speaker q . For example, $M_1(2, 3)$

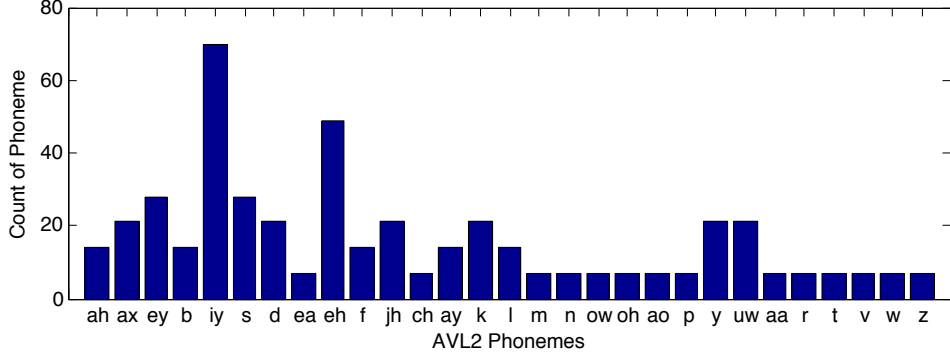


Figure 1: Phoneme histogram of AVLetters-2 dataset

would designate the result of testing a P2V map constructed from Speaker 1 using data from Speaker 2 to train the viseme models and testing on Speaker 3’s data.

4.1. Baseline: Same Speaker Dependent maps (SSD)

We establish a baseline of performance using the speaker-dependent results: $M_1(1, 1)$, $M_2(2, 2)$, $M_3(3, 3)$ and $M_4(4, 4)$. They are same speaker dependent (SSD) because the map, the models and the testing data are all derived from the same speaker. Table 1 depicts how these maps are constructed. The resulting SSD P2V maps are listed in Table 3. The /garb/

Same speaker-dependent (SD)		
Mapping (M_n)	Training data (p)	Test speaker (q)
Sp1	Sp1	Sp1
Sp2	Sp2	Sp2
Sp3	Sp3	Sp3
Sp4	Sp4	Sp4

Table 1: Same Speaker-Dependent (SSD) experiments used as a baseline for comparison

viseme is made up of phonemes which did not appear in the output from the recogniser. Each viseme is listed with its associated mutually-confused phonemes e.g. for M_1 , we see /v01/ is made up of phonemes {/ah/, /iy/, /ow/, /uw/}. These means in the phoneme recognition, all four phonemes {/ah/, /iy/, /ow/, /uw/} were confused with the other three in the viseme.

4.2. Different Speaker Dependent maps & Data (DSD&D)

In these tests, we use the HMM recognisers trained on each single speaker to recognise data from different speakers. This is done for all four speakers using the P2V maps of the other speakers, and the data from the other speakers. Hence for Speaker 1 we construct $M_2(2, 1)$, $M_3(3, 1)$ and $M_4(4, 1)$ and so on for the other speakers—this is depicted in Table 2.

4.3. Different Speaker Dependent maps (DSD)

In our next experiment we train our models on speech from a single speaker but vary the speaker-dependent maps. This isolates the effects of the HMM recognition from the effect of different viseme classes. So for Speaker 1, we test the following

Different Speaker Dependent maps & Data (DSD&D)		
Mapping (M_n)	Training data (p)	Test speaker (q)
Sp2,Sp3,Sp4	Sp2,Sp3,Sp4	Sp1
Sp1,Sp3,Sp4	Sp2,Sp3,Sp4	Sp2
Sp1,Sp2,Sp4	Sp3,Sp2,Sp4	Sp3
Sp1,Sp2,Sp3	Sp4,Sp2,Sp3	Sp4

Table 2: Different Speaker Dependent maps & Data (DSD&D) experiments

Speaker-Independent Maps: $M_2(1, 1)$, $M_3(1, 1)$ and $M_4(1, 1)$. These are the same P2V maps in Table 3 but trained and tested differently. This is depicted in Table 4.

4.4. Multi-speaker maps (MS)

In the third set of experiments, we use the multi-speaker (MS) P2V map to form the viseme classes. This map is constructed using phoneme confusions produced by *all* our speakers and is shown in Table 6. We test this map as follows: $M_{[1234]}(1, 1)$, $M_{[1234]}(2, 2)$, $M_{[1234]}(3, 3)$ and $M_{[1234]}(4, 4)$; this is explained in Table 5.

4.5. Speaker-Independent maps (SI)

Finally, we use our phoneme-clustering method to create a set of Speaker-Independent (SI) maps for each of the four speakers. These final P2V maps are shown in Table 8. We test these maps as follows $M_{234}(1, 1)$, $M_{134}(2, 2)$, $M_{124}(3, 3)$ and $M_{123}(4, 4)$ as shown in Table 7.

4.6. Homophones

Because the P2V maps are a many-to-one mapping, there is the possibility of creating visual homophones. For example, the phonetic realisation of the word ‘B’ is *b iy* and of ‘D’ is *d iy*. Using map $M_2(2, 2)$ they become B = *v08 v01* and D = *v08 v01* which are indistinguishable. The vocabulary of AVL2 is the 26 letters, A–Z. Permitting variations in pronunciation, we show the total unique words (T) for each map after each word (letter) has been translated from words, to phonemes, to visemes in Table 9. The higher the volume of homophones, the greater the chance of substitution errors.

Speaker 1 M_1		Speaker 2 M_2		Speaker 3 M_3		Speaker 4 M_4	
Viseme	Phonemes	Viseme	Phonemes	Viseme	Phonemes	Viseme	Phonemes
/v01/	/ah/ /iy/ /ow/ /uw/	/v01/	/ay/ /ey/ /iy/ /uw/	/v01/	/ey/ /iy/	/v01/	/ah/ /ay/ /ey/ /iy/
/v02/	/ax/ /eh/ /ey/	/v02/	/ow/	/v02/	/ax/ /eh/	/v02/	/ax/ /eh/
/v03/	/aa/ /ay/	/v03/	/ax/	/v03/	/ay/	/v03/	/aa/
/v04/	/d/ /s/ /t/	/v04/	/eh/	/v04/	/ah/	/v04/	/ow/
/v05/	/ch/ /l/	/v05/	/ah/	/v05/	/aa/	/v05/	/uw/
/v06/	/m/ /n/	/v06/	/aa/	/v06/	/ow/	/v06/	/m/ /n/
/v07/	/jh/ /v/	/v07/	/jh/ /p/ /y/	/v07/	/uw/	/v07/	/k/ /l/
/v08/	/b/ /y/	/v08/	/l/ /m/ /n/	/v08/	/d/ /p/ /t/	/v08/	/jh/ /t/
/v09/	/k/	/v09/	/v/ /w/	/v09/	/l/ /m/	/v09/	/d/ /s/
/v10/	/z/	/v10/	/d/ /b/	/v10/	/k/ /w/	/v10/	/w/
/v11/	/w/	/v11/	/f/ /s/	/v11/	/f/ /n/	/v11/	/f/
/v12/	/f/	/v12/	/t/	/v12/	/b/ /s/	/v12/	/v/
		/v13/	/k/	/v13/	/v/	/v13/	/ch/
		/v14/	/ch/	/v14/	/jh/	/v14/	/b/
				/v15/	/ch/	/v15/	/y/
				/v16/	/y/		
				/v17/	/z/		
/sil/	/sil/	/sil/	/sil/	/sil/	/sil/	/sil/	/sil/
/garb/	/ea/ /oh/ /ao/ /r/ /p/	/garb/	/ea/ /oh/ /ao/ /r/ /z/	/garb/	/ea/ /oh/ /ao/ /r/	/garb/	/ea/ /oh/ /ao/ /r/ /p/ /z/

Table 3: Speaker-dependent phoneme-to-viseme mapping derived from phoneme recognition confusions for each speaker in AVL2

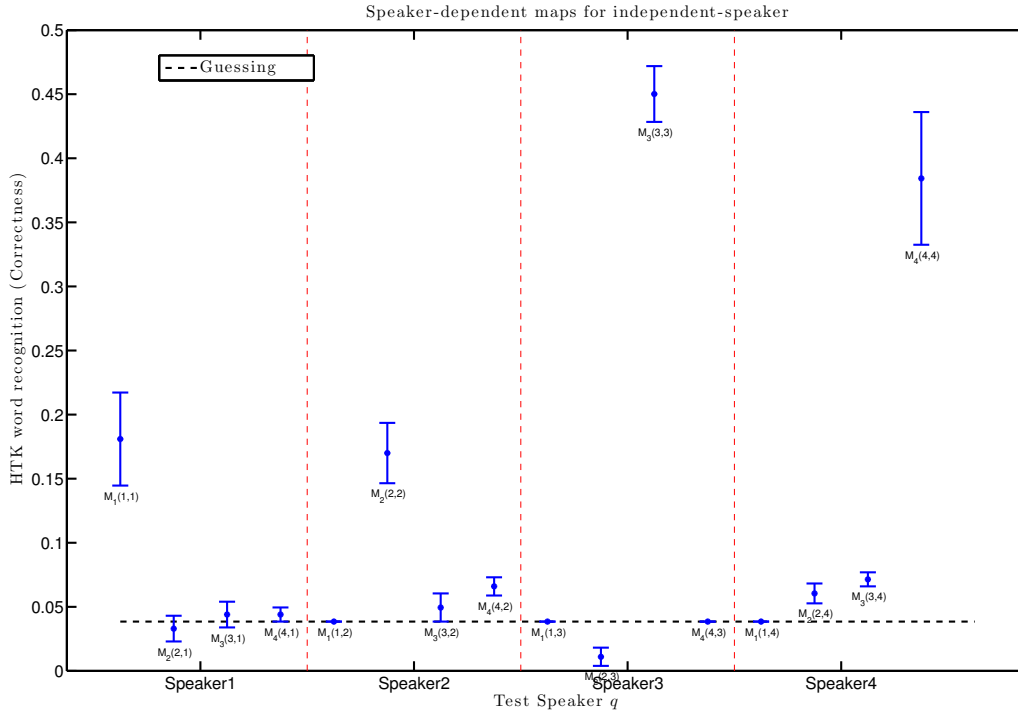


Figure 2: Word recognition measured by correctness of the DSD&D trained HMM classifiers used on all three other speakers in AVL2. Baseline is the SSD maps and error bars show \pm one standard error.

5. Results

Figure 2 shows the word recognition of speaker-dependent viseme classes, measured by correctness. In this figure, our baseline is $n = p = q$ for all M . We compare these to: $M_2(2, 1), M_3(3, 1), M_4(4, 1)$ for Speaker 1, $M_1(1, 2), M_3(3, 2), M_4(4, 2)$ for Speaker 2, $M_1(1, 3), M_2(2, 3), M_4(4, 3)$ for Speaker 3 and $M_1(1, 4), M_2(2, 4), M_3(3, 4)$ for Speaker 4. DSD HMM

recognisers are significantly worse than SSD HMMs, as all results where p is not the same speaker as q are around the equivalent performance of guessing. This correlates with similar tests of independent HMM's in [1]. We can attribute this gap to two possible effects, either - the visual units are incorrect, or they are trained on the incorrect speaker.

In Figure 3 we have repeated the same benchmark as in Figure 2 ($n = p = q$), but we have now allowed the HMM to be trained on the relevant speaker,

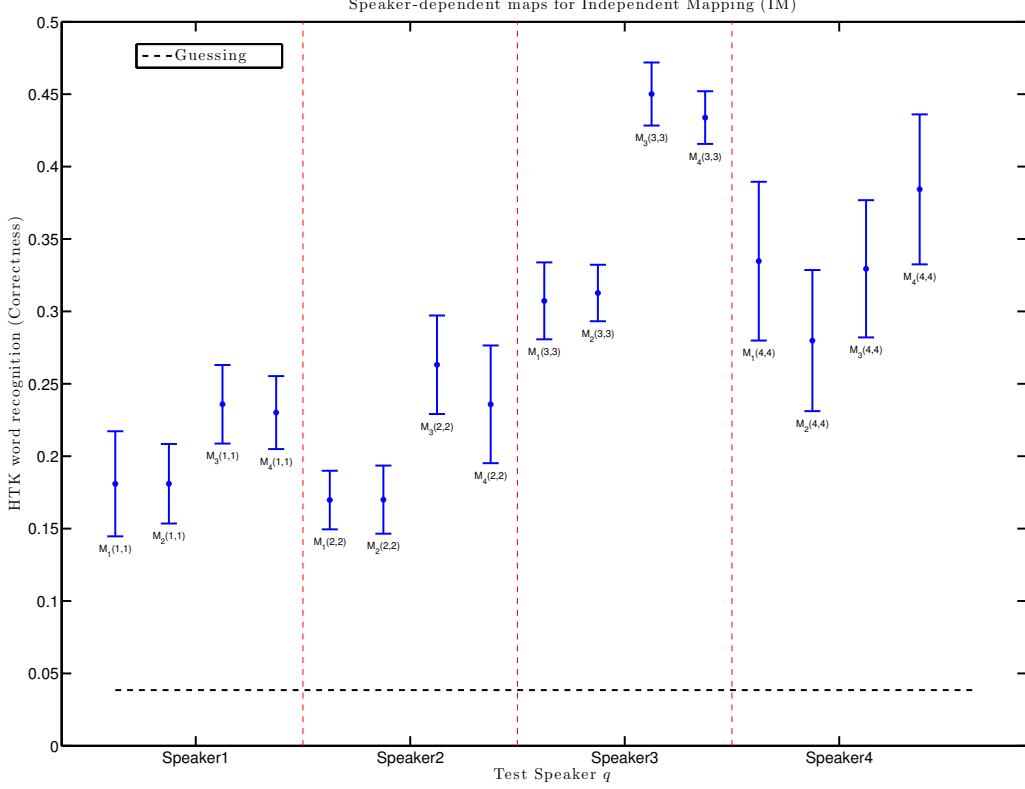


Figure 3: Word recognition measured by correctness of the DSD classifiers constructed with single-speaker independent P2V maps for all four speakers in AVL2. Baseline is the SSD maps and error bars show \pm one standard error.

Different Speaker Dependent maps (DSD)		
Mapping (M_n)	Training data (p)	Test speaker (q)
Sp2,Sp3,Sp4	Sp1	Sp1
Sp1,Sp3,Sp4	Sp2	Sp2
Sp1,Sp2,Sp4	Sp3	Sp3
Sp1,Sp2,Sp3	Sp4	Sp4

Table 4: Different Speaker Dependent maps (DSD) experiments

Multi-Speaker (MS)		
Mapping (M_n)	Training data (p)	Test speaker (q)
Sp1234	Sp1	Sp1
Sp1234	Sp2	Sp2
Sp1234	Sp3	Sp3
Sp1234	Sp4	Sp4

Table 5: Multi-Speaker (MS) experiments used as a baseline for comparison

so the other tests are: $M_2(1, 1), M_3(1, 1), M_4(1, 1)$ for Speaker 1, $M_1(2, 2), M_3(2, 2), M_4(2, 2)$ for Speaker 2, $M_1(3, 3), M_2(3, 3), M_4(3, 3)$ for Speaker 3 and finally $M_1(4, 4), M_2(4, 4), M_3(4, 4)$ for Speaker 4. Now the word correctness has improved substantially which implies that the previous poor performance was not due to the choice of visemes but rather, the badly trained HMMs.

We rank the performance of each viseme set on each speaker by weighting the effect of the DSD tests. We score each map as in Table 10. If a map increases on SSD per-

Multi-Speaker M_{1234}	
Viseme	Phonemes
/v01/	/ah/ /ay/ /ey/ /iy/ /ow/ /uw/
/v02/	/ax/ /eh/
/v03/	/aa/
/v04/	/d/ /s/ /t/ /v/
/v05/	/f/ /l/ /n/
/v06/	/b/ /w/ /y/
/v07/	/jh/
/v08/	/z/
/v09/	/p/
/v10/	/m/
/v11/	/k/
/v12/	/ch/
/sil/	/sil/
/garb/	/ea/ /oh/ /ao/ /r/

Table 6: Phoneme-to-viseme mapping derived from phoneme recognition confusions for all four speakers in AVL2

mance within error bar range this scores +1 or outside error bar range scores +2. Likewise if a map decreases recognition on SSD performance, these values are negative.

So we see that $M - 3$ is the best of the four SSD maps, followed by M_4, M_2 and finally M_1 is the most susceptible to speaker identity. We note that this order matches a decreasing order of quantity of visemes in the speaker-dependent viseme sets i.e. the more similar to phoneme classes visemes are, then the better the recognition performance. This ties in with Table 9,

Speaker-Independent maps (SI)		
Mapping (M_n)	Training data (p)	Test speaker (q)
Sp234	Sp1	Sp1
Sp134	Sp2	Sp2
Sp124	Sp3	Sp3
Sp123	Sp4	Sp4

Table 7: Speaker-Independent (SI) maps experiments

where the better P2V maps have less homorphous words.

In Table 3, phoneme pairs $\{/ax/, /eh/\}$, $\{/m/, /n/\}$ and $\{/ey/, /iy/\}$ are present for three speakers and $\{/ah/, /iy/\}$ and $\{/l/, /m/\}$ are pairs for two speakers. Of the single-phoneme visemes, $/ch/$ is present three times, $/f/, /k/, /w/$ & $/z/$ twice.

The important lesson from Figure 3, is that the selection of incorrect units, whilst detrimental, is not as devastating as training recognition classes on alternative speakers.

Figure 4 shows the correctness of both the MS viseme class set and the SI sets. For the multi-speaker classifiers, these are all built on the same map M_{1234} , and tested on the same speaker so, $p = q$. Therefore our tests are: $M_{1234}(1, 1)$, $M_{1234}(2, 2)$, $M_{1234}(3, 3)$, $M_{1234}(4, 4)$. To test our SI maps, we plot $M_{234}(1, 1)$, $M_{134}(2, 2)$, $M_{124}(3, 3)$ and $M_{123}(4, 4)$. Again we repeat the same baseline where $n = p = q$ for reference.

There is no significant difference on Speaker 2, and while Speaker 3 word recognition is reduced, it is not eradicated. It is interesting that for Speaker 3, for whom their speaker-dependent recognition was the best of all speakers, the SIM map (M_{124}) out performs the multi-speaker viseme classes (M_{1234}) significantly. This maybe due to Speaker 3 having a unique visual talking style which reduces similarities with Speakers 1, 2 & 4.

If we compare all the P2V maps in Tables 6 & 8, there are similarities. Mostly because we know there is only one speaker at a time removed from within SIM P2V maps. However, if we compare these to the speaker-dependent maps in Table 3, we see a different picture. Speaker 4 is significantly affected by the introduction of $/ow/$ and $/uw/$ into viseme $/v01/$. Where Speaker 1 has these in $M_1(1, 1)$, we see that his SD word recognition of 15.9% is less than half of Speaker 4's 38.4% (Figure 3).

6. Conclusions

Our principal conclusion can be seen by comparing Figures 3 & 4 with Figure 2. Figure 2 shows a very substantial reduction in performance when the system is training on a speaker who is not the test speaker. The question arises as to whether this degradation is due to the wrong choice of map or the wrong training data for the recognisers. We conclude that it is not the choice of map that causes degradation since we can retrain the HMMs and regain much of the performance. We regain performance irrespective of whether the map is chosen for a different speaker, multi-speaker or independently of the speaker.

This is an important conclusion since it tells us that the repertoire of lip appearances does not vary significantly across speakers. This is comforting since the prospect of recognition using a symbol alphabet which varies by speaker is daunting. This is further reinforced by Tables 3, 6 & 8. There are differences between speakers, but not significant ones.

An analogy with acoustic speech would be the question of whether an accented Norfolk speaker requires a different set of phonemes to a standard British talker. No: they can be

represented by the same set of phonemes; they just use these phonemes in a different way.

7. References

- [1] S. Cox, R. Harvey, Y. Lan, J. Newman, and B. Theobald, "The challenge of multispeaker lip-reading," in *International Conference on Auditory-Visual Speech Processing*, 2008, pp. 179–184.
- [2] C. G. Fisher, "Confusions among visually perceived consonants," *Journal of Speech, Language and Hearing Research*, vol. 11, no. 4, p. 796, 1968.
- [3] T. Chen and R. R. Rao, "Audio-visual integration in multimodal communication," *Proceedings of the IEEE*, vol. 86, no. 5, pp. 837–852, 1998.
- [4] T. J. Hazen, K. Saenko, C.-H. La, and J. R. Glass, "A segment-based audio-visual speech recognizer: Data collection, development, and initial experiments," in *Proceedings of the 6th International Conference on Multimodal Interfaces*, ser. ICMI '04. New York, NY, USA: ACM, 2004, pp. 235–242. [Online]. Available: <http://doi.acm.org/10.1145/1027933.1027972>
- [5] H. L. Bear, R. W. Harvey, B.-J. Theobald, and Y. Lan, "Which phoneme-to-viseme maps best improve visual-only computer lip-reading?" in *Advances in Visual Computing*. Springer, 2014, pp. 230–239.
- [6] I. Matthews and S. Baker, "Active appearance models revisited," *International Journal of Computer Vision*, vol. 60, no. 2, pp. 135–164, 2004. [Online]. Available: <http://www.springerlink.com/openurl.asp?>
- [7] L. Cappelletta and N. Harte, "Phoneme-to-viseme mapping for visual speech recognition," in *ICPRAM (2)*, 2012, pp. 322–329.
- [8] Cambridge University, UK. (1997) BEEP pronunciation dictionary. [Online]. Available: <ftp://svr-ftp.eng.cam.ac.uk/pub/comp.speech/dictionaries/beep.tar.gz>
- [9] B. Efron and G. Gong, "A leisurely look at the bootstrap, the jack-knife, and cross-validation," *The American Statistician*, vol. 37, no. 1, pp. 36–48, 1983.
- [10] S. Young, G. Evermann, M. Gales, T. Hain, D. Kershaw, X. A. Liu, G. Moore, J. Odell, D. Ollason, D. Povey, V. Valtchec, and P. Woodland, *The HTK Book (for HTK Version 3.4)*. Cambridge University Engineering Department, 2006. [Online]. Available: <http://htk.eng.cam.ac.uk/docs/docs.shtml>
- [11] H. L. Bear, G. Owen, R. Harvey, and B.-J. Theobald, "Some observations on computer lip-reading: moving from the dream to the reality," in *SPIE Security+ Defence*. International Society for Optics and Photonics, 2014, pp. 92 530G–92 530G.

Speaker 1 M_{234}		Speaker 2 M_{134}		Speaker 3 M_{124}		Speaker 4 M_{123}	
Viseme	Phonemes	Viseme	Phonemes	Viseme	Phonemes	Viseme	Phonemes
/v01/	/ah/ /ax/ /ay/ /ey/ /iy/	/v01/	/ah/ /ay/ /ey/ /iy/	/v01/	/ah/ /ay/ /ey/ /iy/ /ow/ /uw/	/v01/	/ah/ /ay/ /ey/ /iy/ /ow/ /uw/
v02	ow uw	v02	aa ow uw	v02	aa	v02	aa
v03	eh	v03	ax eh	v03	ax eh	v03	ax eh
v04	aa	v04	d s t	v04	d s t v	v04	jh s t v
v05	d s t v	v05	ch l	v05	l m n	v05	f l n
v06	l m n	v06	b jh	v06	b w y	v06	b d p
v07	jh p y	v07	v y	v07	jh	v07	w y
v08	k w	v08	k w	v08	z	v08	z
v09	f	v09	p	v09	p	v09	m
v10	ch	v10	z	v10	k	v10	k
v11	b	v11	m	v11	f	v11	ch
sil	sil	sil	sil	v12	ch	sil	sil
garb	ea oh ao r z	garb	ea oh ao r f n	garb	sil	garb	ea oh ao r
					ea oh ao r iy		

Table 8: Phoneme-to-viseme mapping derived from phoneme recognition confusions of the three other speakers in AVL2

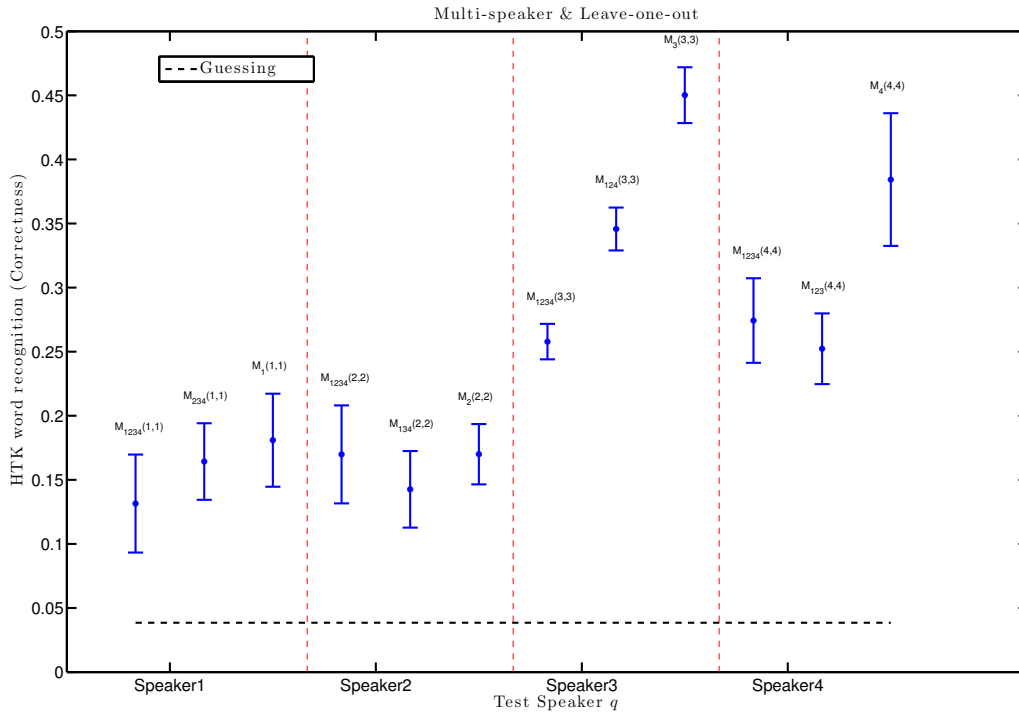


Figure 4: Word recognition measured by correctness of the classifiers using MS and SI phoneme-to-viseme maps. Baseline is the SSD maps and error bars show \pm one standard error.

Map	Unique words T
M_1	19
M_2	19
M_3	24
M_4	24
\overline{M}_{1234}	14
\overline{M}_{234}	17
M_{134}	18
M_{124}	20
M_{123}	15

Table 9: Homophones created by each P2V mapping, allowing for variation in pronunciation

	M_1	M_2	M_3	M_4
Sp01	0	+1	+2	+2
Sp02	-1	0	+2	+1
Sp03	-2	-2	0	-1
Sp04	-1	+1	-1	0
Total	-4	0	3	2

Table 10: Weighted scores from comparing the use of speaker-dependent maps for *other* speaker-dependent lip-reading