

Face Aging with Contextual Generative Adversarial Nets

Si Liu
SKLOIS, IIE, CAS
liusi@iie.ac.cn

Yao Sun*
SKLOIS, IIE, CAS
sunyao@iie.ac.cn

Defa Zhu
SKLOIS, IIE, CAS
School of Cyber Security, UCAS
18502408950@163.com

Renda Bao
SKLOIS, IIE, CAS
School of Cyber Security, UCAS
roger_bao@163.com

Wei Wang
University of Trento, Italy
wangwei1990@gmail.com

Xiangbo Shu
Nanjing University of Science and
Technology
shuxb@njust.edu.cn

Shuicheng Yan
Qihoo 360 AI Institute, Beijing, China
National University of singapore
eleyans@nus.edu.sg

ABSTRACT

Face aging, which renders aging faces for an input face, has attracted extensive attention in the multimedia research. Recently, several conditional Generative Adversarial Nets (GANs) based methods have achieved great success. They can generate images fitting the real face distributions conditioned on each individual age group. However, these methods fail to capture the transition patterns, e.g., the gradual shape and texture changes between adjacent age groups. In this paper, we propose a novel Contextual Generative Adversarial Nets (C-GANs) to specifically take it into consideration. The C-GANs consists of a conditional transformation network and two discriminative networks. The conditional transformation network imitates the aging procedure with several specially designed residual blocks. The age discriminative network guides the synthesized face to fit the real conditional distribution. The transition pattern discriminative network is novel, aiming to distinguish the real transition patterns with the fake ones. It serves as an extra regularization term for the conditional transformation network, ensuring the generated image pairs to fit the corresponding real transition pattern distribution. Experimental results demonstrate the proposed framework produces appealing results by comparing with the state-of-the-art and ground truth. We also observe performance gain for cross-age face verification.

KEYWORDS

Face Aging, Generative Adversarial Nets, Contextual Modeling

*corresponding author

Permission to make digital or hard copies of all or part of this work for personal or classroom use is granted without fee provided that copies are not made or distributed for profit or commercial advantage and that copies bear this notice and the full citation on the first page. Copyrights for components of this work owned by others than ACM must be honored. Abstracting with credit is permitted. To copy otherwise, or republish, to post on servers or to redistribute to lists, requires prior specific permission and/or a fee. Request permissions from permissions@acm.org.

MM '17, Mountain View, CA, USA

© 2017 ACM. 978-1-4503-4906-2/17/10...\$15.00

DOI: 10.1145/3123266.3123431

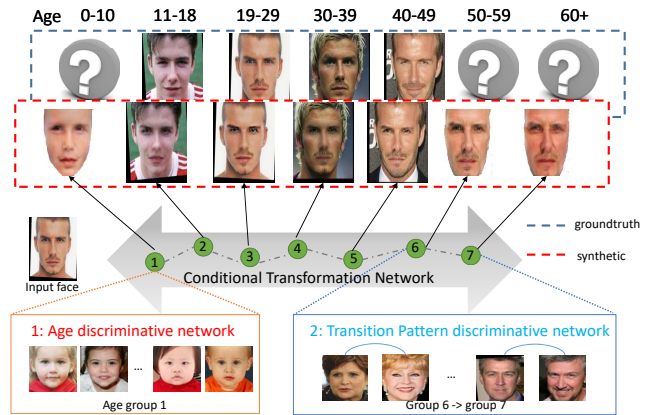


Figure 1: The proposed C-GANs algorithm for face aging. The input image can be transformed to any specific age group. The synthesized results of C-GANs are natural due to the two discriminative networks: the age discriminative network modeling the distribution of each individual age group, while the transition pattern discriminative network modeling the correlations between adjacent groups.

ACM Reference format:

Si Liu, Yao Sun, Defa Zhu, Renda Bao, Wei Wang, Xiangbo Shu, and Shuicheng Yan. 2017. Face Aging with Contextual Generative Adversarial Nets. In *Proceedings of MM '17, Mountain View, CA, USA, October 23–27, 2017*, 9 pages. DOI: 10.1145/3123266.3123431

1 INTRODUCTION

Face aging, also known as age progression [28, 35], is attracting more and more research interests. It has plenty of applications in various domains including cross-age face recognition [23], finding lost children, and entertainments [40]. In recent years, face aging has witnessed various breakthroughs and a number of face aging models have been proposed [9]. Face aging, however, is still a very challenging task in practice for various reasons. First, faces may have many different expressions and lighting conditions, which

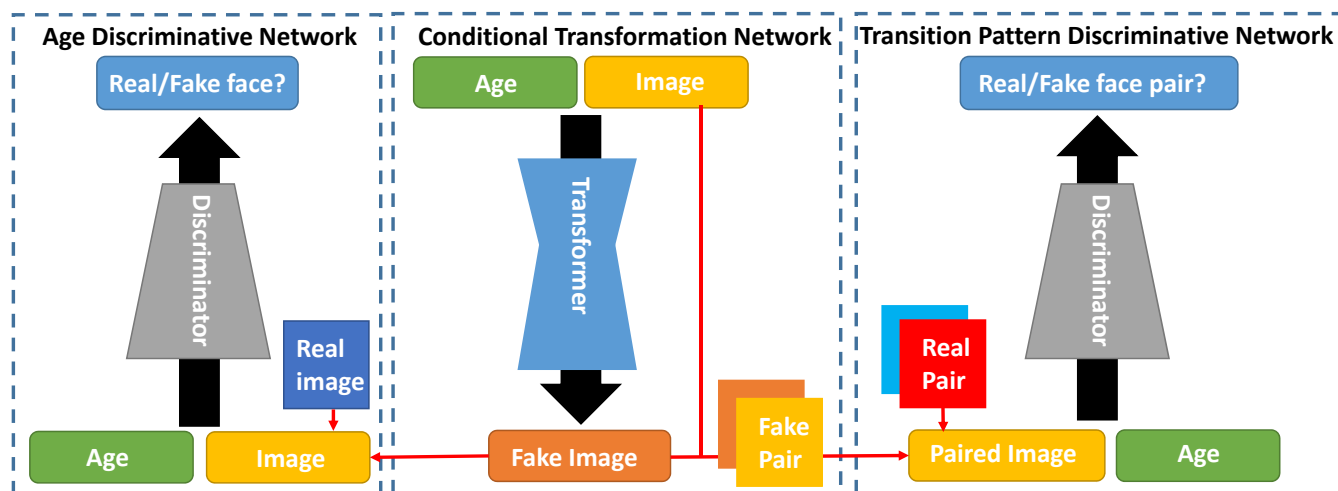


Figure 2: The structure of the proposed C-GANs.

pose great challenges to modeling the aging patterns. Besides, the training data are usually very limited and the face images for the same person only cover a narrow range of ages.

Traditional face aging approaches can be roughly split into two classes, i.e., the prototyping ones [15, 38], and the modeling ones [36, 37]. However, these approaches often require face aging sequences of the same person with wide range of ages which are very costly to collect. Generative Adversarial Networks (GANs) [10] better deal with age progressions. Many GANs based methods [2, 46] can generate the most plausible and realistic images which are hard to distinguish from real data conditioned on the age. However, all of these methods do not make full use of the sequential data. Therefore, these methods cannot explicitly consider the transition patterns which are defined as the facial feature correlations between different age groups for one person. Therefore, their results are usually unable to maintain face identity, or cannot satisfy the cross-age transition rules well.

In this paper, we mainly consider the cross-age transition pattern. Specifically, transition pattern contains two aspects. One is the identity consistency, and the other is the appearance changes. Identity preserving is critical in face aging based applications, e.g., cross-age face verification. Appearance changes include texture and shape alterations. Transition pattern is age-aware. For example, when one grows from baby to teenagers, the main appearance difference is the face becomes larger. When one grows from the age of 50 to 60, the main facial changes lie on the texture alteration, such as the gradually developed eye bag, senile plaques and wrinkle. Different from traditional GANs which only model the real data distribution of each individual age, we focus on the higher-order cross-age correlations, which will make the face aging results more appealing. To model the above-mentioned transition patterns, we propose a Contextual Generative Adversarial Nets (C-GANs). Figure 1 illustrates C-GANs briefly. For an input face, C-GANs can generate faces for any target age group. To ensure the generated images real, C-GANs uses two discriminative networks to model the distribution of each individual age group as well as the transition patterns of two adjacent groups respectively.

More specifically, C-GANs consists of three networks, which is shown in Figure 2. The conditional transformation network transforms the input face to the desired age; the age discriminative network assists generating images indistinguishable with the real ones; the transition pattern discriminative network regularize the generated images satisfying the cross-age aging rules. The proposed C-GANs can be trained end-to-end and very easy to reproduce. In order to facilitate the presentation, we only mention face aging/progression in this paper. Actually, C-GANs can also achieve face regression without any further modification.

The contributions of this paper are summarized as follows.

- (1) We design an effective and efficient contextual GANs based face aging system whose aging results are significantly better than existing face aging methods. The source code of our method will be released to the academic area for further research.
- (2) We introduce a novel transition pattern discriminative network in the C-GANs to regularize the synthesized faces satisfying the cross-age face aging rules.
- (3) The conditional face transformation network in C-GANs is different with existing GANs generators in that it is much deeper, with several specially designed skip layers to preserve both the high-level semantics and low-level information. It makes the generated images more natural and real.

2 RELATED WORKS

2.1 Face Aging

Traditional face aging models can be roughly divided into physical model approaches and prototype approaches. Physical model approaches explicitly or implicitly models shape and texture parameters for each age group. For example, Suo *et al.* [36] present a hierarchical And-Or graph based dynamic model for face aging. Other model-based age progression approaches include active appearance model [16], support vector regression [25] and implicit function [4]. The prototype approach [15] aim at constructing a

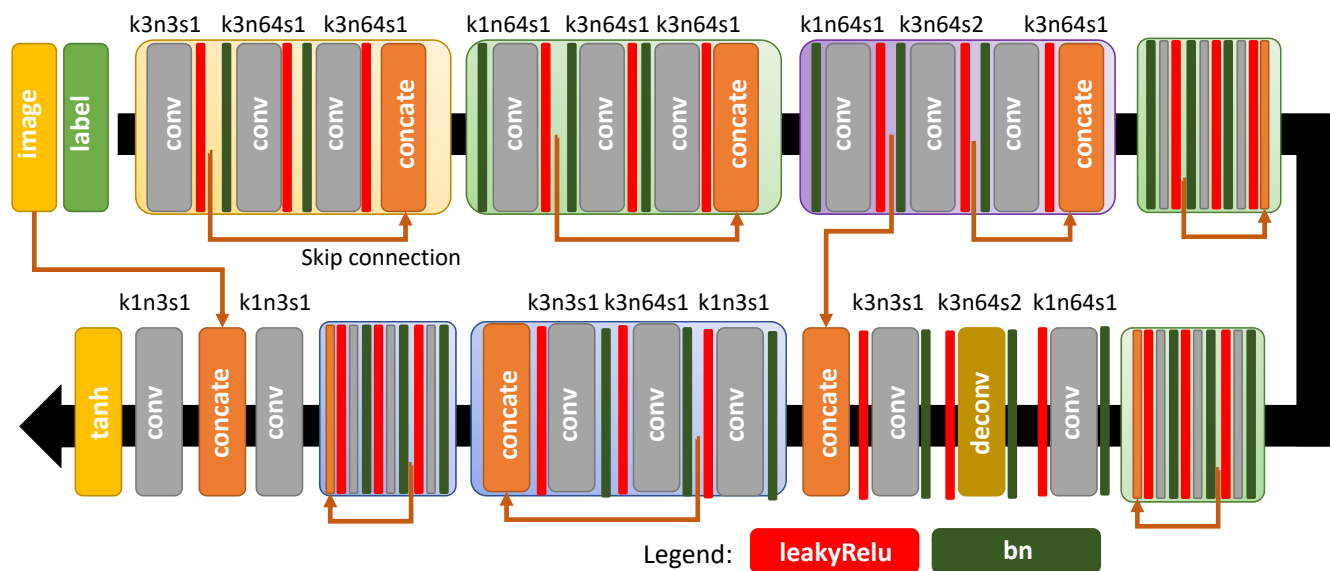


Figure 3: Architecture of the conditional transformation network i -th corresponding kernel size (k), number of feature maps (n) and stride (s) indicated for each convolutional layer.

relighted average face as prototypes for different age groups, and transferring the texture difference between the prototypes to the test image. However, the limitation of this model is they are based on general rules, they totally discard the personalized information. Recently, Shu *et al.* propose a coupled dictionary learning (CDL) model [35]. It encodes the aging patterns by the dictionary bases. Every two neighboring dictionaries are learned jointly. However, this method still has ghost artifacts as the reconstruction residual does not evolve over time. Wang *et al.* [40] introduce a recurrent face aging (RFA) framework based on a recurrent neural network. They employ a two-layer gated recurrent unit as the basic recurrent module whose bottom layer encodes a young face to a latent representation and the top layer decodes the representation to a corresponding older face. Generally, these techniques require sufficient age sequences as the training data, which limits these methods' practicality.

2.2 Generative Adversarial Networks

Recently, GANs [10] has achieved great success in many image synthesis applications, including super resolution [17], image-to-image translation by pix2pix [13] and CycleGAN [48], in-painting [24], visual manipulation on the images [47].

Antipo *et al.* [2] propose the GAN-based method for automatic face aging. They particularly emphasize preserving the original person's identity by introducing a "Identity-Preserving" optimization of GAN's latent vectors. Zhang [46] propose a conditional adversarial autoencoder (CAAE) that learns a face manifold, traversing on which smooth age progression and regression can be realized simultaneously. Two adversarial networks are imposed on the encoder and generator, respectively, forcing to generate more photo-realistic faces. Li *et al.* [18] presents a Deep convolutional network model for Identity-Aware Transfer (DIAT) of facial attributes. However,

these GANs based methods independently model the distribution of each age group, without capturing the cross-age transition patterns.

3 APPROACH

The architecture of the proposed C-GANs is shown in Figure 2. The input image x is first aligned and parsed (Section 3.1). Then x is paired with an arbitrary age label \tilde{y} to feed into the conditional transformation network G (Section 3.2). The synthesized face $G(x, \tilde{y})$ is judged by the age discriminative network D_a to be real/fake (Section 3.3). Moreover, the age pair composed of a real image and its fake counterpart, is fed into the transition pattern discriminative network D_t which predicts whether it is from the real image pair distribution (Section 3.4). Finally, the objective function and the training strategy is introduced (Section 3.5).

3.1 Image Preprocessing

The input image x is aligned via the face alignment techniques which locates 68 points on the faces. The landmark is used to align the faces. Then we use Deeplab v2 [6] to parse the human face into facial and non-facial regions. The non-facial region containing the background, the hair and clothes, are masked with gray color to facilitate the GANs training.

3.2 Conditional Transformation Network

Given the input face x and the desired age \tilde{y} , the Conditional Transformation Network generates the synthesized face $x_{\tilde{y}} = G(x, \tilde{y})$. The architecture of the generator is shown in Figure 3. The input and output face images are 128×128 RGB images. The output is in range $[-1, 1]$ through the hyperbolic tangent function. Normalizing the input may make the training process converge faster. The conditions of C-GANs are 7-dim one-hot age vectors, and reshaped as 7-channel tensor with the same spatial dimensions with the input face. The input faces and the labels are concatenated and fed into

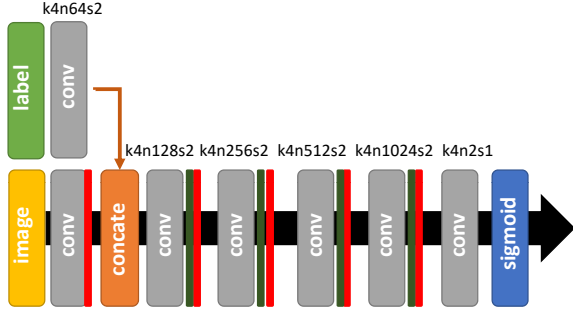


Figure 4: The structure of the age discriminative network.

the further processing. To make fair concatenation, the elements of label is also confined to $[-1, 1]$, where -1 corresponds to 0.

The conditional transformation network mainly contains several residual blocks [11] with several skip layers. Following DCGAN [27], the convolution of stride 2 is employed instead of pooling. The first three residual blocks downsize the feature maps to half the resolution of the input image. The “deconv” layer upsamples the feature map to the original resolution. Such layers have been used previously [34, 44]. Note that to perform the refinement, we adopt several skip layer. In this way we preserve both the high-level information passed from coarser feature maps and fine local information provided in lower layer feature maps.

3.3 Age Discriminative Network

The structure of the age discriminative network $D_a(x, y)$ is shown in Figure 4, similar to the conditional GAN [22]. θ_{D_a} is the network parameters. More formally, the training can be expressed as an optimization of the function $E(\theta_G, \theta_{D_a})$, where θ_G and θ_{D_a} are parameters of G and D_a , respectively:

$$\min_G \max_{D_a} E(\theta_G, \theta_{D_a}) = E_{x_y, y \sim p_{data}(x_y, y)} [\log D_a(x_y, y)] + E_{x_{\tilde{y}} \sim p_x, \tilde{y} \sim p_y} [\log(1 - D_a(G(x_{\tilde{y}}), \tilde{y}))]. \quad (1)$$

Note that the age label is resized to a tensor similar with the conditional transformation network. The image and the labels go through one convolution layers individually and concatenated to feed to D_a to make it discriminative on both age and human face. During training, the positive samples are the real faces and their corresponding age $\{x_y, y\}$, while negative samples are $\{x_{\tilde{y}}, \tilde{y}\}$, where $x_{\tilde{y}}$ is the generated/fake face and \tilde{y} is the corresponding label used during the generation process. Note that we specifically randomly sample the label \tilde{y} for the fake images to enhance the generalization ability of the C-GANs model.

3.4 Transition Pattern Discriminative Network

For better face aging results, we specifically model the cross-age transition patterns, which is defined as the facial feature correlations between different age groups. In this paper, we only consider adjacent age groups for simplicity. The long-range transition pattern can be represented as the combination of a series of transitions patterns between adjacent age group. The transition pattern is age-aware. As shown in Figure 4, when a person grows from the age of 10 to 20, the facial shape alters as the skull grows. However, when one grows from the age of 50 to 60, the most obvious change is




Figure 5: Illustration of the transition patterns of different age ranges.

the gradually developed wrinkles. Despite the big appearance changes between adjacent age groups, the aging face should keep the identity of the input face. In other word, the learned transition pattern should also has the nice property of identity preserving.

To this end, C-GANs contains a transition pattern discriminative network as shown in Figure 2. The network $D_t(x_y, x_{y+1}, y, y+1)$ indicates the transition pattern between x_y aged at y to the image x_{y+1} at the next age group $y+1$. For notation simplicity, the D_t is denoted as $D_t(x_y, x_{y+1}, y)$. The networks distinguishes the real joint distribution $x_y, x_{y+1}, y \sim p_{data}(x_y, x_{y+1}, y)$ from the fake one.

The optimization objective is:

$$\begin{aligned} \min_G \max_{D_t} E(\theta_G, \theta_{D_t}) &= \\ &= E_{x_y, x_{y+1}, y \sim p_{data}(x_y, x_{y+1}, y)} [\log D_t(x_y, x_{y+1}, y)] \\ &+ \frac{1}{2} E_{x_y, y \sim p_{data}(x_y, y)} [\log(1 - D_t(x_y, G(x_y, y+1), y))] \\ &+ \frac{1}{2} E_{x_y, y \sim p_{data}(x_y, y)} [\log(1 - D_t(G(x_y, y-1), x_y, y-1))]. \end{aligned} \quad (2)$$

The second term of Equation 2 guides the transformation network to generate the fake pair $\{x_y, G(x_y, y+1)\}$ to obey the real transition pattern distribution. Similarly, the third term are imposed on the transformation network to generate real convincing fake pair $\{G(x_y, y-1), x_y\}$.

3.5 Objective Function & Training Strategy

Comprehensively considering the losses of the conditional transformation network G , the age discriminative network D_a as well as the transition pattern discriminative network D_t , the overall objective function is:

$$\begin{aligned} \min_G \max_{D_a} \max_{D_t} E(\theta_G, \theta_{D_a}, \theta_{D_t}) &= E_a + E_t + \lambda TV \\ &= E_{x_y, y \sim p_{data}(x_y, y)} [\log D_a(x_y, y)] \\ &+ E_{x_{\tilde{y}} \sim p_x, \tilde{y} \sim p_y} [\log(1 - D_a(G(x_{\tilde{y}}), \tilde{y})))] \\ &+ E_{x_y, x_{y+1}, y \sim p_{data}(x_y, x_{y+1}, y)} [\log D_t(x_y, x_{y+1}, y)] \\ &+ \frac{1}{2} E_{x_y, y \sim p_{data}(x_y, y)} [\log(1 - D_t(x_y, G(x_y, y+1), y))] \\ &+ \frac{1}{2} E_{x_y, y \sim p_{data}(x_y, y)} [\log(1 - D_t(G(x_y, y-1), x_y, y-1))] \\ &+ \lambda (TV(G(x_y, y-1)) + TV(G(x_y, y+1)) + TV(G(x, \tilde{y}))). \end{aligned} \quad (3)$$

where $TV(\cdot)$ denotes the total variation which is effective in removing the ghosting artifacts. The coefficient λ balances the smoothness and high resolution. During training, D_a , D_t and G are alternatively optimized. More specifically, for one iteration, the D_a and G




Figure 6: The input face and the generated faces for 7 age groups.

are updated. For the next iteration, the parameters of D_t and G are refined.

Testing Phase The test image x^t and the desired label y is fed into the conditional transformation network in Section 3.2, and the output face x_y^t is obtained.

In the future, we would like to explore the face aging in videos by making use of the state-of-the-art video processing [20, 43], face parsing [41], object tracking [21, 45] and video deblur [29, 30] techniques.

4 EXPERIMENTS

4.1 Dataset Collection

Our C-GANs requires both sequential and non-sequential data. For sequential data, we select 575, 649, 1,962, 695 and 166 images from CACD [5], FGNET [1], LFW [12], Morph [31] and SUP [40] dataset, respectively. The whole dataset contains 4,047 images with equal female/male and age distribution. We generate 3,992 positive pairs from the sequence data for training. Note that we only use 575 images from CACD for model training, and reserves 4,689 images for the face verification experiment in Section 4.6.

For non-sequential data, we use the public IMDB-Wiki dataset [32]. We manually delete the images with heavy occlusion or low resolution. As the dataset contains very few senior people, we also




Figure 7: Comparison with the State-of-the-arts.

selected some images from the webface dataset [19], adienceb [8] and CACD [5]. Like [2], we divide the age into six age categories: 0 – 10, 11 – 18, 19 – 29, 30 – 39, 40 – 49, 50 – 59 and 60+ years. The non-sequential data consists of 15, 030 face images with a uniform distribution on both gender and age.

4.2 Implementation Details

The C-GANs net is trained via torch based on the public available codes DCGAN [27]. Similarly, the learning rate is set 0.0002 and beta1 is 0.5 with a mini-batch size 28. Both faces and ages are fed to the network. The generator and discriminator networks are optimized alternatively by the Adam method. Generally, the network needs 100 epochs to generate favorable images, which may takes 12 hour by using NVIDIA Titan X. It takes about 0.028 sec. for testing one image.

4.3 Face Aging Results

We show the face aging results in Figure 6. We can see that C-GANs can generate quite appealing results. We can draw the following observations. First, the faces are quite real and natural. Second, the generated faces can change gradually when getting older. For example, in the output faces of the last 5 age groups (in red boxes)

of the first and second rows, the beards appear and become white. Third, C-GANs can synthesize images with large age gaps. For example, the input face of the third row is quite young, but the synthesized faces in the 60+ group (in yellow box) is still quite real. For another example, the face in the fourth row is a senior lady. We can produce very child-looking young face (in yellow box) for the 0 – 10 age group. Fourth, C-GANs can produce very detailed texture changes. For example, in the fifth, sixth and seventh rows, the synthesized faces in the red boxes contain frighteningly real convincing enough crow’s feet, canthus wrinkles and eye bags. Fifth, the shapes of face and facial features also change during the aging/progression. For example, in the last two rows, when the seniors are transformed to babies, their face become smaller, and their eyes and ocular distance become larger.

4.4 Comparison with the State-of-the-arts

Baseline methods: Some prior works on age progression have posted their best face aging results with inputs of different ages, including [36, 39]. We mainly compare with 9 baselines, including FT demo: an online fun demo Face Transformer, IAAP: state-of-the-art illumination-aware age progression [15], RFA: recurrent face aging [40], CDL: coupled dictionary learning [35], acGAN: face




Figure 8: Comparison between our results and ground truth.

aging with conditional generative adversarial networks [2], CAAE: conditional adversarial autoencoder [46], CDM: Compositional and Dynamic Model [36] and [33, 39]. There are 246 aging results with 72 inputs in total. Our face aging for each input is implemented to generate the aging results with the same ages (ranges) of the posted results.

Qualitative Evaluation: Figure 7 plots the results of the comparison. Compared with other methods, the aged face generated by our method has more realistic and noticeable transformations in appearance. For instance, the shape of facial features has changed obviously when children grow up (row 1 col 2, row 3 col 2). The aged face in the row 2 col 1 gets more wrinkles, and her eyes become smaller during the process. We can also observe that eye bags and more wrinkles appear in row 5 col 1. Meanwhile, our method preserve the identity very well, which can be observed in most images.

Quantitative Evaluation: To quantitatively evaluate the performance of the proposed method, we designed a user study from 43 volunteers. Each volunteer is shown with three generated images each time. The candidate images are generated from given age groups and supposed to have the target ages. Among these images, there is the one generated by C-GANs and two other results generated by FT demo, CAAE or other prior methods. Every volunteer is asked to choose one of the following three options. We added 1 point if our result was chosen as the best one, 0.5 when “all are likely” was chosen, and 0 if one result from prior work was chosen as the best. The score was normalized by number of responses per cell and shown in Figure 9. The x-axis is the input age group and the y-axis is the target age group.

From Figure 9 we can see that the proposed method outperforms prior work almost all the time. Particularly, our approach performs

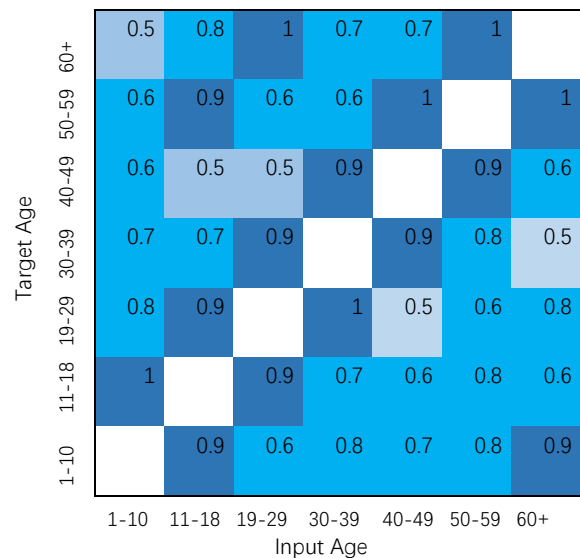


Figure 9: Comprehensive comparison to prior works.

very good when the input and target age groups are contiguous. We believe this mainly credits to the newly proposed Transition Pattern Discriminative network. We also notice that our approach is a bit poor when generating faces of 60+ from children. We think this is because of the significant changes of appearances from children to olds. We will try to improve the performance in future works.

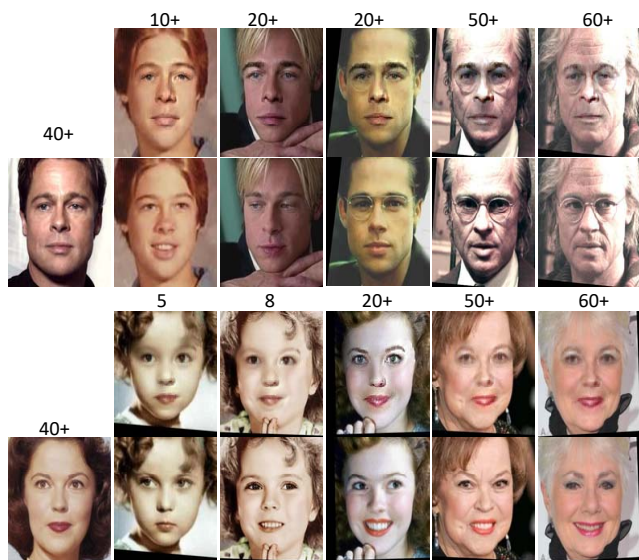


Figure 10: Movie stars. In each group, a single image on the far left is age progressed to different ages in the first row, and the real images of that age are shown in the second row.

4.5 Comparison with ground truth

Here we qualitatively compare the generated faces with the ground truth. The qualitative comparisons of both female and male are shown in Figure 8, which shows appealing similarity. In each triplet, the first and third images are the ground truths with Age Group 1 and Age Group 2, while the second image is our aging result.

In this experiment, we first crop the face from images of Age Group 1. Then we proceed these images by C-GANs and get the aging faces with the same ages as Age Group 2. At last, we run graph cuts to find an optimal seam followed by poisson blending to blend the aged face into the real head photo [7].

In Figure 8, we can observe that the generated aging faces almost have no difference from real ones. This indicates the C-GANs could correctly synthesis the real age progression.

To better demonstrate the age progressing capability of C-GANs, we collect some images of two movie stars, including Brad Pitt and Shirley Temple. For Temple, we find several real images through her life. We cut out some frames from movies and take them as the older appearance of Pitt. The results are shown in Figure 10. The age groups from 20 – 50 are omitted due to the limitation of data. Note that our method can successfully simulate the transformation characteristics of all ages of the stars, especially for the ages of children and olds.

4.6 Cross Age Face Verification

The proposed age progression method can also improve the performance of cross-age face verification significantly. We collected 2,000 intra-person pairs and 2,000 inter-person pairs with cross ages on the FGNET database, using 2,044/2,645 images of males/females respectively. In both sets of pairs, the number of male pairs and female pairs are equal, and the age span of the pairs are all more

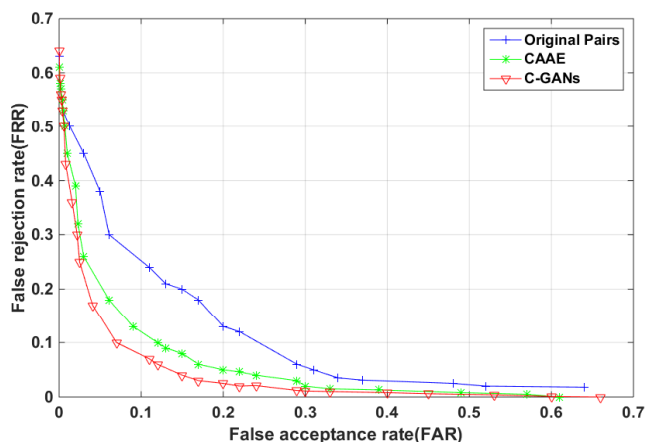


Figure 11: Face verification results.

than 20 years. The set of these 4,000 pairs is called “Original Pairs”. In each original pair, we proceed the younger face to the aging face with the same age of the older face by C-GANs, and assume the aging face has the same age as well. We replace the younger face in original pairs by the newly generated aging face, and then construct 4,000 new pairs, called “Our Synthetic Pairs”. To evaluate the performance of our C-GANs, we also generated the “CAAE Synthetic Pairs” by the state-of-the-art age progression method [46]. The state-of-the-art center Loss based face verification [42] is used for testing on the above three sets of pairs.

The FAR-FRR (false acceptance rate-false rejection rate) curves are illustrated in Figure 11. The EER (the equal error rates) on C-GANs Synthetic Pairs, CAAE Synthetic Pairs, and Original Pairs are 8.72%, 11.05%, and 17.41% respectively. We can see that the face verification on C-GANs Synthetic pairs achieves better ERR than on other pairs. This implies the aging faces generated by C-GANs can effectively alleviate the face verification errors cost by age gaps.

5 CONCLUSION AND FUTURE WORKS

In this paper, we propose a contextual generative adversarial nets to tackle the face aging problem. Different from existing generative adversarial nets based methods, we explicitly model the transition patterns between adjacent age groups during the training procedure. From baby to teenagers period, the transition patterns is shown in the way that the face becomes bigger, while from the ages of 30 to the age of 50, the transition patterns include the gradually developed wrinkle. To this end, the C-GANs consists of two discriminative networks, i.e., an age discriminative network and a transition pattern discriminative network. They are collaboratively contribute to the appealing results.

Currently, our model is based on DCGAN [27]. In future, we plan to employ other GANs to improve the performance, such as Wasserstein GAN [3], LS GAN [26], EB GANs [14].

6 ACKNOWLEDGMENT

This work was supported by National Natural Science Foundation of China (No.61572493, Grant U1536203) and Natural Science Foundation of Jiangsu Province (Grant No. BK20170856)

REFERENCES

- [1] 2000. Face and gesture recognition. In Network: FG-NET Aging Database. (2000).
- [2] Grigory Antipov, Moez Baccouche, and Jean Luc Dugelay. 2017. Face Aging With Conditional Generative Adversarial Networks. *arXiv:1702.01983* (2017).
- [3] Martin Arjovsky, Soumith Chintala, and Lon Bottou. 2017. Wasserstein GAN. (2017).
- [4] Alexandre Cruz Berg, Francisco Jos Perales Lopez, and Manuel Gonzlez. 2006. A Facial Aging Simulation Method Using flaccidity deformation criteria. *IV* (2006).
- [5] Bor Chun Chen, Chu Song Chen, and Winston H. Hsu. 2014. *Cross-Age Reference Coding for Age-Invariant Face Recognition and Retrieval*.
- [6] Liang Chieh Chen, George Papandreou, Iasonas Kokkinos, Kevin Murphy, and Alan L. Yuille. 2016. DeepLab: Semantic Image Segmentation with Deep Convolutional Nets, Atrous Convolution, and Fully Connected CRFs. In *arXiv:1606.00915*.
- [7] Neeraj Kumar Samreen Dhillon Peter Belhumeur Shree K. Nayar Dmitri, Bitouk. 2008. In *ACM Trans. on Graphics (also Proc. of ACM SIGGRAPH)*.
- [8] E Eiding, R Enbar, and T Hassner. 2014. Age and Gender Estimation of Unfiltered Faces. *TIFS* (2014).
- [9] Y. Fu, G. Guo, and T. S. Huang. 2010. Age synthesis and estimation via faces: a survey. *TPAMI* (2010).
- [10] Ian J. Goodfellow, Jean Pougetabadie, Mehdi Mirza, Bing Xu, David Wardefarley, Sherjil Ozair, Aaron Courville, and Yoshua Bengio. 2014. Generative Adversarial Networks. *NIPS* (2014).
- [11] Kaiming He, Xiangyu Zhang, Shaoqing Ren, and Jian Sun. 2015. Deep Residual Learning for Image Recognition. In *CVPR*.
- [12] Gary B. Huang, Marwan Mattar, Tamara Berg, and Eric Learned-Miller. 2008. Labeled Faces in the Wild: A Database for Studying Face Recognition in Unconstrained Environments. (2008).
- [13] Phillip Isola, Jun Yan Zhu, Tinghui Zhou, and Alexei A. Efros. 2016. Image-to-Image Translation with Conditional Adversarial Networks. In *arXiv:1611.07004*.
- [14] Yann LeCun Junbo Zhao, Michael Mathieu. 2017. Energy-based Generative Adversarial Network. *arXiv:1609.03126* (2017).
- [15] Ira Kemelmacher-Shlizerman, Supasorn Suwajanakorn, and Steven M Seitz. 2014. Illumination-Aware Age Progression. In *CVPR*.
- [16] A Lanitis, C. J Taylor, and T. F Cootes. 2002. Toward automatic simulation of aging effects on face images. *TPAMI* (2002).
- [17] Christian Ledig, Lucas Theis, Ferenc Huszar, Jose Caballero, Andrew Cunningham, Alejandro Acosta, Andrew Aitken, Alykhan Tejani, Johannes Totz, and Zehan Wang. 2016. Photo-Realistic Single Image Super-Resolution Using a Generative Adversarial Network. In *arXiv:1609.04802*.
- [18] Mu Li, Wangmeng Zuo, and David Zhang. 2016. Deep Identity-aware Transfer of Facial Attributes. In *arXiv:1610.05586*.
- [19] L. Liu, C. Xiong, H. Zhang, and Z. Niu. 2016. Deep Aging Face Verification With Large Gaps. *TMM* (2016).
- [20] Si Liu, Changhu Wang, Ruihe Qian, Han Yu, Renda Bao, and Yao Sun. 2017. Surveillance Video Parsing with Single Frame Supervision. *CVPR* (2017).
- [21] Si Liu, Tianzhu Zhang, Xiaochun Cao, and Changsheng Xu. 2016. Structural correlation filter for robust visual tracking. In *CVPR*.
- [22] Mehdi Mirza and Simon Osindero. 2014. Conditional Generative Adversarial Nets. *Computer Science* (2014).
- [23] U Park, Y. Tong, and A. K. Jain. 2010. Age-invariant face recognition. *TPAMI* (2010).
- [24] Deepak Pathak, Philipp Krahenbuhl, Jeff Donahue, Trevor Darrell, and Alexei A. Efros. 2016. Context Encoders: Feature Learning by Inpainting. *CVPR* (2016).
- [25] E Patterson, A Sethuram, M Albert, and K Ricanek. 2007. Aspects of Age Variation in Facial Morphology Affecting Biometrics. In *ICB*.
- [26] Guo-Jun Qi. 2017. Loss-Sensitive Generative Adversarial Networks on Lipschitz Densities. *arXiv:1701.06264* (2017).
- [27] Alec Radford, Luke Metz, and Soumith Chintala. 2015. Unsupervised Representation Learning with Deep Convolutional Generative Adversarial Networks. *Computer Science* (2015).
- [28] Lejian Ren, Si Liu, Yao Sun, Jian Dong, Liu Luoqi, and Yan Shuicheng. 2017. Time Traveler: a real-time face aging system. In *ACM MM*.
- [29] Wenqi Ren, Xiaochun Cao, Jinshan Pan, Xiaojie Guo, Wangmeng Zuo, and Ming-Hsuan Yang. 2016. Image deblurring via enhanced low-rank prior. *IEEE Transactions on Image Processing* 25, 7 (2016), 3426–3437.
- [30] Wenqi Ren, Si Liu, Hua Zhang, Jinshan Pan, Xiaochun Cao, and Ming-Hsuan Yang. 2016. Single image dehazing via multi-scale convolutional neural networks. In *European Conference on Computer Vision*. Springer, 154–169.
- [31] Karl Ricanek and Tamirat Tesafaye. 2006. MORPH: a longitudinal image database of normal adult age-progression. *FG* (2006).
- [32] Rasmus Rothe, Radu Timofte, and Luc Van Gool. 2015. DEX: Deep EXpectation of Apparent Age from a Single Image. In *CVPR workshop*.
- [33] Amrutha Sethuram, Karl Ricanek, and Eric Patterson. 2010. A hierarchical approach to facial aging. (2010).
- [34] Evan Shelhamer, Jonathon Long, and Trevor Darrell. 2017. Fully Convolutional Networks for Semantic Segmentation. *TPAMI* (2017).
- [35] Xiangbo Shu, Jinhui Tang, Hanjiang Lai, Luoqi Liu, and Shuicheng Yan. 2015. Personalized Age Progression with Aging Dictionary. In *ICCV*.
- [36] Jinli Suo, Song Chun Zhu, Shiguang Shan, and Xilin Chen. 2010. A Compositional and Dynamic Model for Face Aging. *TPAMI* (2010).
- [37] Yusuke Tazoe, Hiroaki Gohara, Akinobu Maejima, and Shigeo Morishima. 2012. Facial aging simulator considering geometry and patch-tiled texture. In *ACM SIGGRAPH*.
- [38] Bernard Tiddeman, Michael Burt, and David Perrett. 2001. Prototyping and transforming facial textures for perception research. *CGA* (2001).
- [39] Junyan Wang, Yan Shang, Guangda Su, and Xinggang Lin. 2006. Age simulation for face recognition. In *ICPR*.
- [40] Wei Wang, Zhen Cui, Yan Yan, Jiashi Feng, Shuicheng Yan, Xiangbo Shu, and Nicu Sebe. 2016. Recurrent Face Aging. In *CVPR*.
- [41] Zhen Wei, Yao Sun, Jinqiao Wang, Hanjiang Lai, and Si Liu. 2017. Learning Adaptive Receptive Fields for Deep Image Parsing Network. In *CVPR*.
- [42] Yandong Wen, Kaipeng Zhang, Zhifeng Li, and Yu Qiao. 2016. A Discriminative Feature Learning Approach for Deep Face Recognition. In *ECCV*.
- [43] Han Yu, Guanghui Ren, Ruihe Qian, Yao Sun, Changhu Wang, hanqing Lu, and Si Liu. 2017. RSVP: A Real-Time Surveillance Video Parsing System with Single Frame Supervision. In *ACM MM*.
- [44] Matthew D. Zeiler and Rob Fergus. 2014. Visualizing and Understanding Convolutional Networks. In *ECCV*.
- [45] Tianzhu Zhang, Si Liu, Changsheng Xu, Shuicheng Yan, Bernard Ghanem, Narendra Ahuja, and Ming-Hsuan Yang. 2015. Structural sparse tracking. In *CVPR*.
- [46] Zhifei Zhang, Yang Song, and Hairong Qi. 2017. Age Progression/Regression by Conditional Adversarial Autoencoder. In *arXiv:1702.08423*.
- [47] Jun Yan Zhu, Philipp Krhenbhl, Eli Shechtman, and Alexei A. Efros. 2016. Generative Visual Manipulation on the Natural Image Manifold. In *ECCV*.
- [48] Jun-Yan Zhu, Taesung Park, Phillip Isola, and Alexei A. Efros. 2017. Unpaired Image-to-Image Translation using Cycle-Consistent Adversarial Networks. *arXiv:1703.10593* (2017).