

SemanticAdv: Generating Adversarial Examples via Attribute-conditioned Image Editing

Haonan Qiu^{*1}, Chaowei Xiao^{*2}, Lei Yang^{*3}, Xinchun Yan^{2,5†},
Honglak Lee², and Bo Li⁴

¹ The Chinese University of Hong Kong, Shenzhen

² University of Michigan, Ann Arbor

³ The Chinese University of Hong Kong

⁴ University of Illinois Urbana-Champaign

⁵ Uber ATG, San Francisco

Abstract. Deep neural networks (DNNs) have achieved great successes in various vision applications due to their strong expressive power. However, recent studies have shown that DNNs are vulnerable to adversarial examples which are manipulated instances targeting to mislead DNNs to make incorrect predictions. Currently, most such adversarial examples try to guarantee “subtle perturbation” by limiting the L_p norm of the perturbation. In this paper, we propose *SemanticAdv* to generate a new type of *semantically realistic* adversarial examples via attribute-conditioned image editing. Compared to existing methods, our *SemanticAdv* enables fine-grained analysis and evaluation of DNNs with input variations in the attribute space. We conduct comprehensive experiments to show that our adversarial examples not only exhibit semantically meaningful appearances but also achieve high targeted attack success rates under both whitebox and blackbox settings. Moreover, we show that the existing pixel-based and attribute-based defense methods fail to defend against *SemanticAdv*. We demonstrate the applicability of *SemanticAdv* on both face recognition and general street-view images to show its generalization. Such non- L_p bounded adversarial examples with controlled attribute manipulation can shed light on further understanding about vulnerabilities of DNNs as well as novel defense approaches.

1 Introduction

Deep neural networks (DNNs) have demonstrated great successes in advancing the state-of-the-art performance in various vision tasks [36,61,64,23,59,41,77,11] and have been widely used in many safety-critical applications such as face verification and autonomous driving [79]. At the same time, several studies [65,21,45,51,10,71,72,70] have revealed the vulnerability of DNNs against input variations. For example, carefully crafted L_p bounded perturbations added to the pristine input images can introduce arbitrary prediction errors during testing time. While being visually imperceptible, L_p bounded adversarial attacks have certain limitations as they

^{*}Alphabetical ordering; The first three authors contributed equally.

[†]Work partially done as a PhD student at University of Michigan.

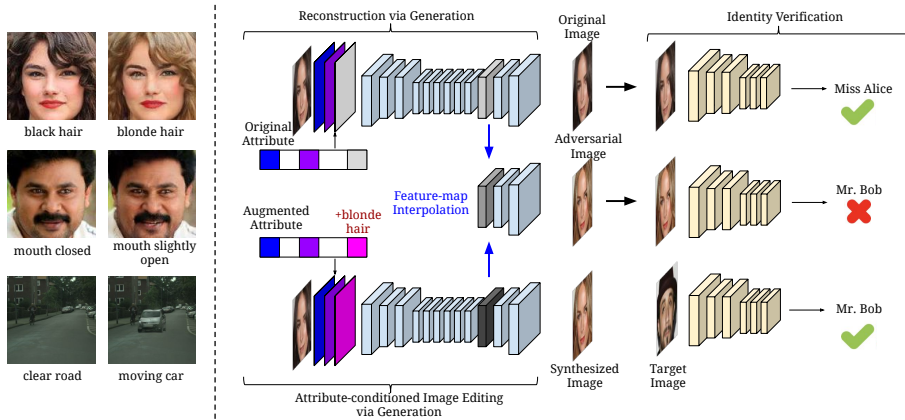


Fig. 1: Pipeline of *SemanticAdv* Left: Each row shows a pair of images differ in only one semantic aspect. One of them is sampled from the ground-truth dataset, while the other one is created by our conditional image generator, which is adversary to the recognition model (e.g., face identification network and semantic segmentation network). Right: Overview of the proposed attribute-conditioned *SemanticAdv* against the face identity verification model

only capture the variations in the raw pixel space and cannot guarantee the semantic realism for the generated instances. Recent works [72,30,69] have shown the limitations of only measuring and evaluating the L_p bounded perturbation (e.g., cannot handle variations in lighting conditions). Therefore, understanding the failure modes of deep neural networks beyond raw pixel variations including semantic perturbations requires further understanding and exploration.

In this work, we focus on studying how DNNs respond towards semantically meaningful perturbations in the visual attribute space. In the visual recognition literature, visual attributes [19,37,52] are properties observable in images that have human-designated properties (e.g., *black hair* and *blonde hair*). As illustrated in Figure 1 (left), given an input image with known attributes, we would like to craft semantically meaningful (attribute-conditioned) adversarial examples via image editing along a single attribute or a subset of attributes while keeping the rest unchanged. Compared to traditional L_p bounded adversarial perturbations or semantic perturbations on global color and texture [5], such attribute-based image editing enables the users to conduct a fine-grained analysis and evaluation of the DNN models through removing one or a set of visual aspects or adding one object into the scene. We believe our attribute-conditioned image editing is a natural way of introducing semantic perturbations, and it preserves clear interpretability as: wearing a new pair of glasses or having the hair dyed with a different color.

To facilitate the generation of semantic adversarial perturbations along a single attribute dimension, we take advantage of the disentangled representation in deep image generative models [55,31,6,75,12,3,76,28]. Such disentangled representation

allows us to explore the variations for a specific semantic factor while keeping the other factors unchanged. As illustrated in Figure 1 (right), we first leverage an attribute-conditioned image editing model [12] to construct a new instance which is very similar to the source except one semantic aspect (the source image is given as input). Given such pair of images, we synthesize the adversarial example by interpolating between the pair of images in the *feature-map space*. As the interpolation is constrained by the image pairs, the appearance of the resulting semantic adversarial example resembles both of them.

To validate the effectiveness of our proposed *SemanticAdv* by attribute-conditioned image editing, we consider two real-world tasks, including face verification and landmark detection. We conduct both qualitative and quantitative evaluations on CelebA dataset [40]. The results show that our *SemanticAdv* not only achieves high targeted attack success rate and also preserves the semantic meaning of the corresponding input images. To further demonstrate the applicability of our *SemanticAdv* beyond face domain, we extend the framework to generate adversarial street-view images. We treat semantic layouts as input attributes and use the layout-conditioned image editing model [24] pre-trained on Cityscape dataset [14]. Our results show that a well-trained semantic segmentation model can be successfully attacked to neglect the pedestrian if we insert another object by the side using our image editing model. In addition, we show that existing adversarial training-based defense method is less effective against our attack method, which motivates further defense strategies against such semantic adversarial examples.

Our contributions are summarized as follows: (1) We propose a novel method *SemanticAdv* to generate semantically meaningful adversarial examples via attribute-conditioned image editing based on **feature-space** interpolation. Compared to existing adversarial attacks, our method enables fine-grained attribute analysis as well as further evaluation of vulnerabilities for DNN models. Such semantic adversarial examples also provide explainable analysis for different attributes in terms of their robustness and editing flexibility. (2) We conduct extensive experiments and show that the proposed feature-space interpolation strategy can generate high quality attribute-conditioned adversarial examples more effectively than the simple attribute-space interpolation. Additionally, our *SemanticAdv* exhibits high attack **transferability** as well as 67.7% query-free **black-box attack** success rate on a real-world face verification platform. (3) We empirically show that, compared to L_p attacks, the existing per-pixel based as well as attribute-based defense methods fail to defend against our *SemanticAdv*, which indicates that such semantic adversarial examples identify certain unexplored vulnerable landscape of DNNs. (4) To demonstrate the applicability and generalization of *SemanticAdv* beyond the face recognition domain, we extend the framework to generate adversarial street-view images that fool semantic segmentation models effectively.

2 Related Work

Semantic image editing. Semantic image synthesis and manipulation is a popular research topic in machine learning, graphics and vision. Thanks to recent

advances in deep generative models [34,20,50] and the empirical analysis of deep classification networks [36,61,64], past few years have witnessed tremendous breakthroughs towards high-fidelity pure image generation [55,31,6], attribute-to-image generation [75,12], text-to-image generation [44,56,49,48,78,28], and image-to-image translation [26,81,39,68,24].

Adversarial examples. Generating L_p bounded adversarial perturbation has been extensively studied recently [65,21,45,51,10,71]. To further explore diverse adversarial attacks and potentially help inspire defense mechanisms, it is important to generate the so-called “unrestricted” adversarial examples which contain unrestricted magnitude of perturbation while still preserve perceptual realism [7]. Recently, [72,18] propose to spatially transform the image patches instead of adding pixel-wise perturbation, while such spatial transformation does not consider semantic information. Our proposed *semanticAdv* focuses on generating unrestricted perturbation with semantically meaningful patterns guided by visual attributes.

Relevant to our work, [62] proposed to synthesize adversarial examples with an unconditional generative model. [5] studied semantic transformation in only the color or texture space. Compared to these works, *semanticAdv* is able to generate adversarial examples in a controllable fashion using specific visual attributes by performing manipulation in the feature space. We further analyze the robustness of the recognition system by generating adversarial examples guided by different visual attributes. Concurrent to our work, [29] proposed to generate semantic-based attacks against a restricted binary classifier, while our attack is able to mislead the model towards arbitrary adversarial targets. They conduct the manipulation within the attribution space which is less flexible and effective than our proposed feature-space interpolation.

3 SemanticAdv

3.1 Problem Definition

Let \mathcal{M} be a machine learning model trained on a dataset $\mathcal{D} = \{(\mathbf{x}, \mathbf{y})\}$ consisting of image-label pairs, where $\mathbf{x} \in \mathbb{R}^{H \times W \times D_I}$ and $\mathbf{y} \in \mathbb{R}^{D_L}$ denote the image and the ground-truth label, respectively. Here, H , W , D_I , and D_L denote the image height, image width, number of image channels, and label dimensions, respectively. For each image \mathbf{x} , our model \mathcal{M} makes a prediction $\hat{\mathbf{y}} = \mathcal{M}(\mathbf{x}) \in \mathbb{R}^{D_L}$. Given a target image-label pair $(\mathbf{x}^{\text{tgt}}, \mathbf{y}^{\text{tgt}})$ and $\mathbf{y} \neq \mathbf{y}^{\text{tgt}}$, a *traditional attacker* aims to synthesize adversarial examples \mathbf{x}^{adv} by adding pixel-wise perturbations to or spatially transforming the original image \mathbf{x} such that $\mathcal{M}(\mathbf{x}^{\text{adv}}) = \mathbf{y}^{\text{tgt}}$. In this work, we consider a *semantic attacker* that generates semantically meaningful perturbation via attribute-conditioned image editing with a conditional generative model \mathcal{G} . Compared to the traditional attacker, the proposed attack method generates adversarial examples in a more controllable fashion by editing a single semantic aspect through attribute-conditioned image editing.

3.2 Attribute-conditioned Image Editing

In order to produce semantically meaningful perturbations, we first introduce how to synthesize attribute-conditioned images through interpolation.

Semantic image editing. For simplicity, we start with the formulation where the input attribute is represented as a compact vector. This formulation can be directly extended to other input attribute formats including semantic layouts. Let $\mathbf{c} \in \mathbb{R}^{D_C}$ be an attribute representation reflecting the semantic factors (e.g., expression or hair color of a portrait image) of image \mathbf{x} , where D_C indicates the attribute dimension and $c_i \in \{0, 1\}$ indicates the existence of i -th attribute. We are interested in performing semantic image editing using the attribute-conditioned image generator \mathcal{G} . For example, given a portrait image of a girl with **black hair** and the new attribute **blonde hair**, our generator is supposed to synthesize a new image that turns the girl’s hair color from black to blonde while keeping the rest of appearance unchanged. The synthesized image is denoted as $\mathbf{x}^{\text{new}} = \mathcal{G}(\mathbf{x}, \mathbf{c}^{\text{new}})$ where $\mathbf{c}^{\text{new}} \in \mathbb{R}^{D_C}$ is the new attribute. In the special case when there is no attribute change ($\mathbf{c} = \mathbf{c}^{\text{new}}$), the generator simply reconstructs the input: $\mathbf{x}' = \mathcal{G}(\mathbf{x}, \mathbf{c})$ (ideally, we hope \mathbf{x}' equals to \mathbf{x}). As our attribute representation is disentangled and the change of attribute value is sufficiently small (e.g., we only edit a single semantic attribute), our synthesized image \mathbf{x}^{new} is expected to be close to the data manifold [4,57,55]. In addition, we can generate many similar images by linearly interpolating between the image pair \mathbf{x} and \mathbf{x}^{new} in the attribute-space or the feature-space of the image-conditioned generator \mathcal{G} , which is supported by the previous work [75,55,3]

Attribute-space interpolation. Given a pair of attributes \mathbf{c} and \mathbf{c}^{new} , we introduce an interpolation parameter $\alpha \in (0, 1)$ to generate the augmented attribute vector $\mathbf{c}^* \in \mathbb{R}^{D_C}$ (see Eq. 1). Given augmented attribute \mathbf{c}^* and original image \mathbf{x} , we produce the image \mathbf{x}^* by the generator \mathcal{G} through attribute-space interpolation.

$$\begin{aligned} \mathbf{x}^* &= \mathcal{G}(\mathbf{x}, \mathbf{c}^*) \\ \mathbf{c}^* &= \alpha \cdot \mathbf{c} + (1 - \alpha) \cdot \mathbf{c}^{\text{new}}, \text{ where } \alpha \in [0, 1] \end{aligned} \quad (1)$$

Feature-map interpolation. Alternatively, we propose to interpolate using the feature map produced by the generator $\mathcal{G} = \mathcal{G}_{\text{dec}} \circ \mathcal{G}_{\text{enc}}$. Here, \mathcal{G}_{enc} is the encoder module that takes the image as input and outputs the feature map. Similarly, \mathcal{G}_{dec} is the decoder module that takes the feature map as input and outputs the synthesized image. Let $\mathbf{f}^* = \mathcal{G}_{\text{enc}}(\mathbf{x}, \mathbf{c}) \in \mathbb{R}^{H_F \times W_F \times C_F}$ be the feature map of an intermediate layer in the generator, where H_F , W_F and C_F indicate the height, width, and number of channels in the feature map.

$$\begin{aligned} \mathbf{x}^* &= \mathcal{G}_{\text{dec}}(\mathbf{f}^*) \\ \mathbf{f}^* &= \boldsymbol{\beta} \odot \mathcal{G}_{\text{enc}}(\mathbf{x}, \mathbf{c}) + (\mathbf{1} - \boldsymbol{\beta}) \odot \mathcal{G}_{\text{enc}}(\mathbf{x}, \mathbf{c}^{\text{new}}) \end{aligned} \quad (2)$$

Compared to the attribute-space interpolation which is parameterized by a scalar α , we parameterize feature-map interpolation by a tensor $\boldsymbol{\beta} \in \mathbb{R}^{H_F \times W_F \times C_F}$ ($\beta_{h,w,k} \in [0, 1]$, where $1 \leq h \leq H_F$, $1 \leq w \leq W_F$, and $1 \leq k \leq C_F$) with the same shape as the feature map. Compared to linear interpolation over attribute-space, such design introduces more flexibility for adversarial attacks. Empirical results in Section 4.2 show such design is critical to maintain both attack success and good perceptual quality at the same time.

3.3 Generating Semantically Meaningful Adversarial Examples

Existing work obtains the adversarial image \mathbf{x}^{adv} by adding perturbations or transforming the input image \mathbf{x} directly. In contrast, our semantic attack method requires additional attribute-conditioned image generator \mathcal{G} during the adversarial image generation through interpolation. As we see in Eq. 3, the first term of our objective function is the adversarial metric, the second term is a smoothness constraint to guarantee the perceptual quality, and λ is used to control the balance between the two terms. The adversarial metric is minimized once the model \mathcal{M} has been successfully attacked towards the target image-label pair $(\mathbf{x}^{\text{tgt}}, \mathbf{y}^{\text{tgt}})$. For identity verification, \mathbf{y}^{tgt} is the identity representation of the target image; For structured prediction tasks in our paper, \mathbf{y}^{tgt} either represents certain coordinates (landmark detection) or semantic label maps (semantic segmentation).

$$\begin{aligned} \mathbf{x}^{\text{adv}} &= \operatorname{argmin}_{\mathbf{x}^*} \mathcal{L}(\mathbf{x}^*) \\ \mathcal{L}(\mathbf{x}^*) &= \mathcal{L}_{\text{adv}}(\mathbf{x}^*; \mathcal{M}, \mathbf{y}^{\text{tgt}}) + \lambda \cdot \mathcal{L}_{\text{smooth}}(\mathbf{x}^*) \end{aligned} \quad (3)$$

Identity verification. In the identity verification task, two images are considered to be the same identity if the corresponding identity embeddings from the verification model \mathcal{M} are reasonably close.

$$\mathcal{L}_{\text{adv}}(\mathbf{x}^*; \mathcal{M}, \mathbf{y}^{\text{tgt}}) = \max\{\kappa, \Phi_{\mathcal{M}}^{\text{id}}(\mathbf{x}^*, \mathbf{x}^{\text{tgt}})\} \quad (4)$$

As we see in Eq. 4, $\Phi_{\mathcal{M}}^{\text{id}}(\cdot, \cdot)$ measures the distance between two identity embeddings from the model \mathcal{M} , where the normalized L_2 distance is used in our setting. In addition, we introduce the parameter κ representing the constant related to the false positive rate (FPR) threshold computed from the development set.

Structured prediction. For structured prediction tasks such as landmark detection and semantic segmentation, we use Houdini objective proposed in [13] as our adversarial metric and select the target landmark (semantic segmentation) target as \mathbf{y}^{tgt} . As we see in the equation, $\Phi_{\mathcal{M}}(\cdot, \cdot)$ is a scoring function for each image-label pair and γ is the threshold. In addition, $l(\mathbf{y}^*, \mathbf{y}^{\text{tgt}})$ is task loss decided by the specific adversarial target, where $\mathbf{y}^* = \mathcal{M}(\mathbf{x}^*)$.

$$\mathcal{L}_{\text{adv}}(\mathbf{x}^*; \mathcal{M}, \mathbf{y}^{\text{tgt}}) = P_{\gamma \sim \mathcal{N}(0,1)} \left[\Phi_{\mathcal{M}}(\mathbf{x}^*, \mathbf{y}^*) - \Phi_{\mathcal{M}}(\mathbf{x}^*, \mathbf{y}^{\text{tgt}}) < \gamma \right] \cdot l(\mathbf{y}^*, \mathbf{y}^{\text{tgt}}) \quad (5)$$

Interpolation smoothness $\mathcal{L}_{\text{smooth}}$. As the tensor to be interpolated in the feature-map space has far more parameters compared to the attribute itself, we propose to enforce a smoothness constraint on the tensor α used in feature-map interpolation. As we see in Eq. 6, the smoothness loss encourages the interpolation tensors to consist of piece-wise constant patches spatially, which has been widely used as a pixel-wise de-noising objective for natural image processing [43,27].

$$\mathcal{L}_{\text{smooth}}(\boldsymbol{\beta}) = \sum_{h=1}^{H_F-1} \sum_{w=1}^{W_F} \|\boldsymbol{\beta}_{h+1,w} - \boldsymbol{\beta}_{h,w}\|_2^2 + \sum_{h=1}^{H_F} \sum_{w=1}^{W_F-1} \|\boldsymbol{\beta}_{h,w+1} - \boldsymbol{\beta}_{h,w}\|_2^2 \quad (6)$$

4 Experiments

In the experimental section, we mainly focus on analyzing the proposed *SemanticAdv* in attacking state-of-the-art face recognition systems [63,59,80,67] due to its wide applicability (e.g., identification for mobile payment) in the real world. We attack both face verification and face landmark detection by generating attribute-conditioned adversarial examples using annotations from CelebA dataset [40]. In addition, we extend our attack to urban street scenes with semantic label maps as the condition. We attack the semantic segmentation model DRN-D-22 [77] previously trained on Cityscape [14] by generating adversarial examples with dynamic objects manipulated (e.g., insert a car into the scene).

The experimental section is organized as follows. First, we analyze the quality of generated adversarial examples and qualitatively compare our method with \mathcal{L}_p bounded pixel-wise optimization-based methods [10,16,73]. Second, we provide both qualitative and quantitative results by controlling single semantic attribute. In terms of attack transferability, we evaluate our proposed *SemanticAdv* in various settings and further demonstrate the effectiveness of our method via query-free black-box attacks against online face verification platforms. Third, we compare our method with the baseline methods against different defense methods on the face verification task. Fourth, we demonstrate that our *SemanticAdv* is a general framework by showing the results in other tasks including face landmark detection and street-view semantic segmentation.

4.1 Experimental Setup

Face identity verification. We select ResNet-50 and ResNet-101 [23] trained on MS-Celeb-1M [22,15] as our face verification models. The models are trained using two different objectives, namely, `softmax` loss [63,80] and `cosine` loss [67]. For simplicity, we use the notation “R-N-S” to indicate the model with N -layer residual blocks as backbone trained using `softmax` loss, while “R-N-C” indicates the same backbone trained using `cosine` loss. The distance between face features is measured by normalized L2 distance. For R-101-S model, we decide the parameter κ based on the false positive rate (FPR) for the identity verification task. Four different FPRs have been used: 10^{-3} (with $\kappa = 1.24$), 3×10^{-4} (with $\kappa = 1.05$), 10^{-4} (with $\kappa = 0.60$), and $< 10^{-4}$ (with $\kappa = 0.30$). The distance metrics and selected thresholds are commonly used when evaluating the performance of face recognition model [35,32]. Supplementary provides more details on the performance of face recognition models and their corresponding κ . To distinguish between the FPR we used in generating adversarial examples and the other FPR used in evaluation, we introduce two notations “Generation FPR (G-FPR)” and “Test FPR (T-FPR)”. For the experiment with query-free black-box API attacks, we use two online face verification services provided by Face++ [2] and AliYun [1].

Semantic attacks on face images. In our experiments, we randomly sample 1,280 distinct identities from CelebA [40] and use the StarGAN [12] for attribute-conditional image editing. In particular, we re-train our model on CelebA by aligning the face landmarks and then resizing images to resolution 112×112 . We

select 17 identity-preserving attributes as our analysis, as such attributes mainly reflect variations in facial expression and hair color.

In feature-map interpolation, to reduce the reconstruction error brought by the generator (e.g., $\mathbf{x} \neq \mathcal{G}(\mathbf{x}, \mathbf{c})$) in practice, we take one more step to obtain the updated feature map $\mathbf{f}' = \mathcal{G}_{\text{enc}}(\mathbf{x}', \mathbf{c})$, where $\mathbf{x}' = \text{argmin}_{\mathbf{x}'} \|\mathcal{G}(\mathbf{x}', \mathbf{c}) - \mathbf{x}\|$.

For each distinct identity pair $(\mathbf{x}, \mathbf{x}^{\text{tgt}})$, we perform *semanticAdv* guided by each of the 17 attributes (e.g., we intentionally add or remove one specific attribute while keeping the rest unchanged). In total, for each image \mathbf{x} , we generate 17 adversarial images with different augmented attributes. In the experiments, we select a commonly-used pixel-wise adversarial attack method [10] (referred as CW) as our baseline. Compared to our proposed method, CW does not require visual attributes as part of the system, as it only generates one adversarial example for each instance. We refer the corresponding attack success rate as the instance-wise success rate in which the attack success rate is calculated for each instance. For each instance with 17 adversarial images using different augmented attributes, if one of the 17 produced images can attack successfully, we count the attack of this instance as one success, vice verse.

Face landmark detection. We select Face Alignment Network (FAN) [9] trained on 300W-LP [82] and fine-tuned on 300-W [58] for 2D landmark detection. The network is constructed by stacking Hour-Glass networks [47] with hierarchical block [8]. Given a face image as input, FAN outputs 2D heatmaps which can be subsequently leveraged to yield 68 2D landmarks.

Semantic attacks on street-view images. We select DRN-D-22 [77] as our semantic segmentation model and fine-tune the model on image regions with resolution 256×256 . To synthesize semantic adversarial perturbations, we consider semantic label maps as the input attribute and leverage a generative image manipulation model [24] pre-trained on CityScape [14] dataset. Given an input semantic label map at resolution 256×256 , we select a target object instance (e.g., a pedestrian) to attack. Then, we create a manipulated semantic label map by inserting another object instance (e.g., a car) in the vicinity of the target object. Similar to the experiments in the face domain, for both semantic label maps, we use the image manipulation encoder to extract features (with 1,024 channels at spatial resolution 16×16) and conduct feature-space interpolation. We synthesize the final image by feeding the interpolated features to the image manipulation decoder. By searching the interpolation coefficient that maximizes the attack rate, we are able to fool the segmentation model with the synthesized final image.

4.2 *SemanticAdv* on Face Identity Verification

Attribute-space vs. feature-space interpolation. First, we qualitatively compare the two interpolation methods and found that both attribute-space and feature-space interpolation can generate reasonably looking samples (see Figure 2) through interpolation (these are not adversarial examples). However, we found the two interpolation methods perform differently when we optimize using the adversarial objective (Eq. 3). We measure the attack success rate of attribute-space interpolation (with G-FPR = T-FPR = 10^{-3}): 0.08% on R-101-S, 0.31% on




Fig. 2: Qualitative comparisons between attribute-space and feature-space interpolation. In our visualization, we set the interpolation parameter to be 0.0, 0.2, 0.4, 0.6, 0.8, 1.0

Table 1: Attack success rate by selecting attribute or different layer’s feature-map for interpolation on R-101-S(%) using $G\text{-FPR} = T\text{-FPR} = 10^{-3}$. Here, \mathbf{f}_i indicates the feature-map after i -th up-sampling operation. \mathbf{f}_{-2} and \mathbf{f}_{-1} are the first and the second feature-maps after the last down-sampling operation, respectively.

Interpolation / Attack Success (%)	Feature					Attribute
	\mathbf{f}_{-2}	\mathbf{f}_{-1}	\mathbf{f}_0	\mathbf{f}_1	\mathbf{f}_2	
\mathbf{x}^{adv} , $G\text{-FPR} = 10^{-3}$	99.38	100.00	100.00	100.00	99.69	0.08
\mathbf{x}^{adv} , $G\text{-FPR} = 10^{-4}$	59.53	98.44	99.45	97.58	73.52	0.00

R-101-C, and 0.16% on both R-50-S and R-50-C, which consistently fails to attack the face verification model. Compared to attribute-space interpolation, generating adversarial examples with feature-space interpolation produces much better quantitative results (see Table 1). We conjecture that this is because the high dimensional feature space can provide more manipulation freedom. This also explains one potential reason of poor samples (e.g., blurry with many noticeable artifacts) generated by the method proposed in [29]. We select \mathbf{f}_0 , the last conv layer before up-sampling layer in the generator for feature-space interpolation due to its good performance.

Qualitative analysis. Figure 3 (top) shows the generated adversarial images and corresponding perturbations against R-101-S of *SemanticAdv* and CW respectively. The text below each figure is the name of an augmented attribute, the sign before the name represents “adding” (in red) or “removing” (in blue) the corresponding attribute from the original image. Figure 3 (bottom) shows the adversarial examples with 17 augmented semantic attributes, respectively. The attribute names are shown in the bottom. The first row contains images generated by $\mathcal{G}(\mathbf{x}, \mathbf{c}^{\text{new}})$ with an augmented attribute \mathbf{c}^{new} and the second row includes the corresponding adversarial images under feature-space interpolation.



Fig. 3: Top: Qualitative comparisons between our proposed *SemanticAdv* and pixel-wise adversarial examples generated by CW [10]. Along with the adversarial examples, we also provide the corresponding perturbations (residual) on the right. Perturbations generated by our *SemanticAdv* ($G\text{-FPR} = 10^{-3}$) are unrestricted with semantically meaningful patterns. Bottom: Qualitative analysis on single-attribute adversarial attack ($G\text{-FPR} = 10^{-3}$). More results are shown in the supplementary

It shows that our *SemanticAdv* can generate examples with reasonably-looking appearance guided by the corresponding attribute. In particular, *SemanticAdv* is able to generate perturbations on the corresponding regions correlated with the augmented attribute, while the perturbations of CW have no specific pattern and are evenly distributed across the image.

To further measure the perceptual quality of the adversarial images generated by *SemanticAdv* in the most strict settings ($G\text{-FPR} < 10^{-4}$), we conduct a user study using Amazon Mechanical Turk (AMT). In total, we collect 2,620 annotations from 77 participants. In $39.14 \pm 1.96\%$ (close to random guess 50%) of trials, the adversarial images generated by our *SemanticAdv* are selected as reasonably-looking images, while $30.27 \pm 1.96\%$ of trials by CW are selected as reasonably-looking. It indicates that *SemanticAdv* can generate more perceptually plausible adversarial examples compared with CW under the most strict setting ($G\text{-FPR} < 10^{-4}$). The corresponding images are shown in supplementary materials.

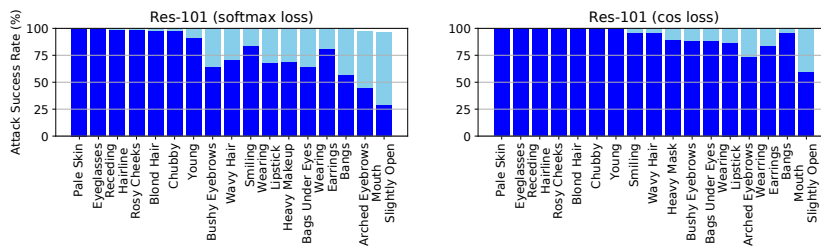


Fig. 4: Quantitative analysis on the attack success rate with different single-attribute attacks. In each figure, we show the results correspond to a larger FPR (G-FPR = T-FPR = 10^{-3}) in skyblue and the results correspond to a smaller FPR (G-FPR = T-FPR = 10^{-4}) in blue, respectively

Single attribute analysis. One of the key advantages of our *SemanticAdv* is that we can generate adversarial perturbations in a more controllable fashion guided by the selected semantic attribute. This allows analyzing the robustness of a recognition system against different types of semantic attacks. We group the adversarial examples by augmented attributes in various settings. In Figure 4, we present the attack success rate against two face verification models, namely, R-101-S and R-101-C, using different attributes. We highlight the bar with light blue for G-FPR = 10^{-3} and blue for G-FPR = 10^{-4} , respectively. As shown in Figure 4, with a larger T-FPR = 10^{-3} , our *SemanticAdv* can achieve almost 100% attack success rate across different attributes. With a smaller T-FPR = 10^{-4} , we observe that *SemanticAdv* guided by some attributes such as **Mouth Slightly Open** and **Arched Eyebrows** achieve less than 50% attack success rate, while other attributes such as **Pale Skin** and **Eyeglasses** are relatively less affected. In summary, the above experiments indicate that *SemanticAdv* guided by attributes describing the local shape (e.g., mouth, earrings) achieve a relatively lower attack success rate compared to attributes relevant to the color (e.g., hair color) or entire face region (e.g., skin). This suggests that the face verification models used in our experiments are more robustly trained in terms of detecting local shapes compared to colors. In practice, we have the flexibility to select attributes for attacking an image based on the perceptual quality and attack success rate.

Transferability analysis. To generate adversarial examples under black-box setting, we analyze the transferability of *SemanticAdv* in various settings. For each model with different FPRs, we select the successfully attacked adversarial examples from Section 4.1 to construct our evaluation dataset and evaluate these adversarial samples across different models. Table 2(a) illustrates the transferability of *SemanticAdv* among different models by using the same FPRs (G-FPR = T-FPR = 10^{-3}). Table 2(b) illustrates the result with different FPRs for generation and evaluation (G-FPR = 10^{-4} and T-FPR = 10^{-3}). As shown in Table 2(a), adversarial examples generated against models trained with **softmax** loss exhibit certain transferability compared to models trained with **cosine** loss. We conduct the same experiment by generating adversarial examples with CW and found it

Table 2: Transferability of *SemanticAdv*: cell (i, j) shows attack success rate of adversarial examples generated against j -th model and evaluate on i -th model. Results of CW are listed in brackets. Left: Results generated with G-FPR = 10^{-3} and T-FPR = 10^{-3} ; Right: Results generated with G-FPR = 10^{-4} and T-FPR = 10^{-3}

$\mathcal{M}_{\text{test}} / \mathcal{M}_{\text{opt}}$	R-50-S	R-101-S	R-50-C	R-101-C	$\mathcal{M}_{\text{test}} / \mathcal{M}_{\text{opt}}$	R-50-S	R-101-S
R-50-S	1.000 (1.000)	0.108 (0.032)	0.023 (0.007)	0.018 (0.005)	R-50-S	1.000 (1.000)	0.862 (0.530)
R-101-S	0.169 (0.029)	1.000 (1.000)	0.030 (0.009)	0.032 (0.011)	R-101-S	0.874 (0.422)	1.000 (1.000)
R-50-C	0.166 (0.054)	0.202 (0.079)	1.000 (1.000)	0.048 (0.020)	R-50-C	0.693 (0.347)	0.837 (0.579)
R-101-C	0.120 (0.034)	0.236 (0.080)	0.040 (0.017)	1.000 (1.000)	R-101-C	0.617 (0.218)	0.888 (0.617)

(a)

(b)

has weaker transferability compared to our *SemanticAdv* (results in brackets of Table 2).

As Table 2(b) illustrates, the adversarial examples generated against the model with smaller G-FPR = 10^{-4} exhibit strong attack success rate when evaluating the model with larger T-FPR = 10^{-3} . Especially, we found the adversarial examples generated against R-101-S have the best attack performance on other models. These findings motivate the analysis of the query-free black-box API attack detailed in the following paragraph.

Query-free black-box API attack. In this experiment, we generate adversarial examples against R-101-S with G-FPR = 10^{-3} ($\kappa = 1.24$), G-FPR = 10^{-4} ($\kappa = 0.60$), and G-FPR < 10^{-4} ($\kappa = 0.30$), respectively. We evaluate our algorithm on two industry level face verification APIs, namely, Face++ and AliYun. Since attack transferability has never been explored in concurrent work that generates semantic adversarial examples, we use \mathcal{L}_p bounded pixel-wise methods (CW [10], MI-FGSM[16], M-DI²-FGSM[73]) as our baselines. We also introduce a much strong baseline by first performing attribute-conditioned image editing and running CW attack on the edited images, which we refer as and StarGAN+CW. Compared to CW, the latter two devise certain techniques to improve their transferability. We adopt the ensemble version of MI-FGSM[16] following the original paper. As shown in Table 3, our proposed *SemanticAdv* achieves a much higher attack success rate than the baselines in both APIs under all FPR thresholds (e.g., our adversarial examples generated with G-FPR < 10^{-4} achieves 67.69% attack success rate on Face++ platform with T-FPR = 10^{-3}). In addition, we found that lower G-FPR can achieve higher attack success rate on both APIs within the same T-FPR (see our supplementary material for more details).

SemanticAdv against defense methods. We evaluate the strength of the proposed attack by testing against five existing defense methods, namely, **Feature squeezing** [74], **Blurring** [38], **JPEG** [17], **AMI** [66] and adversarial training [42].

Figure 5 illustrates *SemanticAdv* is more robust against the pixel-wise defense methods comparing with CW. The same G-FPR and T-FPR are used for evaluation. Both *SemanticAdv* and CW achieve a high attack success rate when T-FPR = 10^{-3} , while *SemanticAdv* marginally outperforms CW when T-FPR goes down to 10^{-4} . While defense methods have proven to be effective against CW attacks

Table 3: Quantitative analysis on query-free black-box attack. We use ResNet-101 optimized with `softmax` loss for evaluation and report the attack success rate(%) on two online face verification platforms. Note that for PGD-based attacks, we adopt MI-FGSM ($\epsilon = 8$) in [16] and M-DI²-FGSM ($\epsilon = 8$) in [73], respectively. For CW, StarGAN+CW and *SemanticAdv*, we generate adversarial samples with $G\text{-FPR} < 10^{-4}$

API name Attacker / Metric	Face++		AliYun	
	T-FPR = 10^{-3}	T-FPR = 10^{-4}	T-FPR = 10^{-3}	T-FPR = 10^{-4}
CW [10]	37.24	20.41	18.00	9.50
StarGAN+CW	47.45	26.02	20.00	8.50
MI-FGSM [16]	53.89	30.57	29.50	17.50
M-DI ² -FGSM [73]	56.12	33.67	30.00	18.00
<i>SemanticAdv</i>	67.69	48.21	36.50	19.50

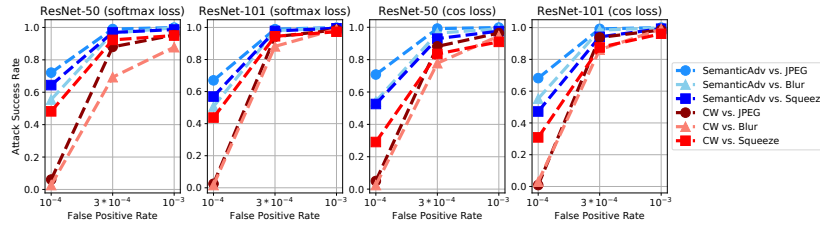


Fig. 5: Quantitative analysis on attacking several defense methods including JPEG [17], Blurring [38], and Feature Squeezing [74]

on classifiers trained with ImageNet [36], our results indicate that these methods are still vulnerable in the face verification system with small G-FPR.

We further evaluate *SemanticAdv* on attribute-based defense method AMI [66] by constructing adversarial examples for the pretrained VGG-Face [53] in a black-box manner. From adversarial examples generated by R-101-S, we use `fc7` as the embedding and select the images with normalized L2 distance (to the corresponding benign images) beyond the threshold defined previously. With the benign and adversarial examples, we first extract attribute witnesses with our aligned face images and then leverage them to build a attribute-steered model. When misclassifying 10% benign inputs into adversarial images, it only correctly identifies 8% adversarial images from *SemanticAdv* and 12% from CW.

Moreover, we evaluate *SemanticAdv* on existing adversarial training based defense (the detailed setting is presented in supplementary materials). We find that accuracy of adversarial training based defense method is 10% against the adversarial examples generated by *SemanticAdv*, while is 46.7% against the adversarial examples generated by PGD [42]. It indicates that existing adversarial training based defense method is less effective against *SemanticAdv*, which further demonstrates that our *SemanticAdv* identifies an unexplored research area beyond previous L_p -based ones.

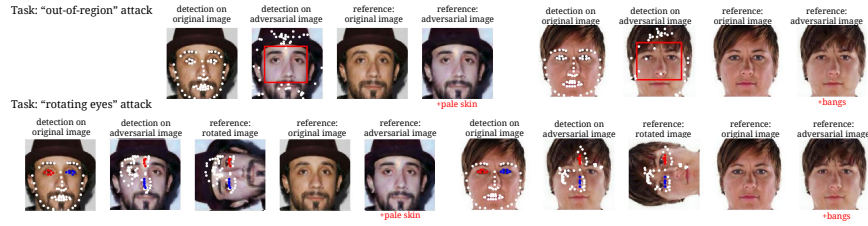


Fig. 6: Qualitative results on attacking face landmark detection model

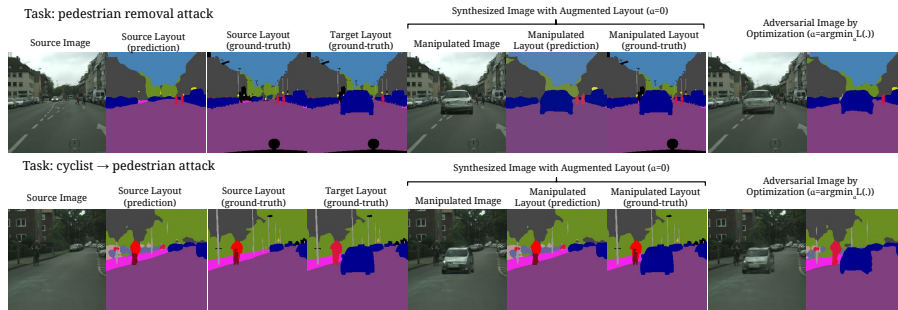


Fig. 7: Qualitative results on attacking street-view semantic segmentation model

4.3 *SemanticAdv* on Face Landmark Detection

We evaluate the effectiveness of *SemanticAdv* on face landmark detection under two attack tasks, namely, “Rotating Eyes” and “Out of Region”. For the “Rotating Eyes” task, we rotate the coordinates of the eyes in the image counter-clockwise by 90° . For the “Out of Region” task, we set a target bounding box and attempt to push all points out of the box. Figure 6 indicates that our method is applicable to attack landmark detection models.

4.4 *SemanticAdv* on Street-view Semantic Segmentation

We further demonstrate the applicability of our *SemanticAdv* beyond the face domain by generating adversarial perturbations on street-view images. Figure 7 illustrates the adversarial examples on semantic segmentation. In the first example, we select the leftmost pedestrian as the target object instance and insert another car into the scene to attack it. The segmentation model has been successfully attacked to neglect the pedestrian (see last column), while it does exist in the scene (see second-to-last column). In the second example, we insert an adversarial car in the scene by *SemanticAdv* and the cyclist has been recognized as a pedestrian by the segmentation model.

5 Conclusions

Overall we presented a novel attack method *SemanticAdv*, which is capable of generating semantically meaningful adversarial perturbations guided by single semantic attribute. Compared to existing methods, *SemanticAdv* works in a more controllable fashion. Experimental evaluations on face verification and landmark

detection demonstrate several unique properties including attack transferability. We believe this work would open up new research opportunities and challenges in the field of adversarial learning. For instance, how to leverage semantic information to defend against such attacks will lead to potential new discussions.

Acknowledgement This work was supported in part by the National Science Foundation under Grant CNS-1422211, CNS-1616575, IIS-1617767, DARPA under Grant 00009970, and Google PhD Fellowship to X. Yan.

References

1. Alibaba Cloud Computing Co. Ltd. https://help.aliyun.com/knowledge_detail/53535.html
2. Megvii Technology Co. Ltd. <https://console.faceplusplus.com/documents/5679308>
3. Bau, D., Zhu, J.Y., Strobel, H., Zhou, B., Tenenbaum, J.B., Freeman, W.T., Torralba, A.: Gan dissection: Visualizing and understanding generative adversarial networks. arXiv preprint arXiv:1811.10597 (2018)
4. Bengio, Y., Mesnil, G., Dauphin, Y., Rifai, S.: Better mixing via deep representations. In: ICML (2013)
5. Bhattad, A., Chong, M.J., Liang, K., Li, B., Forsyth, D.: Unrestricted adversarial examples via semantic manipulation. In: International Conference on Learning Representations (2020)
6. Brock, A., Donahue, J., Simonyan, K.: Large scale gan training for high fidelity natural image synthesis. In: ICLR (2019)
7. Brown, T.B., Carlini, N., Zhang, C., Olsson, C., Christiano, P., Goodfellow, I.: Unrestricted adversarial examples. arXiv preprint arXiv:1809.08352 (2018)
8. Bulat, A., Tzimiropoulos, G.: Binarized convolutional landmark localizers for human pose estimation and face alignment with limited resources. In: Proceedings of the IEEE International Conference on Computer Vision. pp. 3706–3714 (2017)
9. Bulat, A., Tzimiropoulos, G.: How far are we from solving the 2d & 3d face alignment problem?(and a dataset of 230,000 3d facial landmarks). In: ICCV (2017)
10. Carlini, N., Wagner, D.: Towards evaluating the robustness of neural networks. In: 2017 IEEE Symposium on Security and Privacy (S&P). IEEE (2017)
11. Chen, L.C., Papandreou, G., Kokkinos, I., Murphy, K., Yuille, A.L.: Deeplab: Semantic image segmentation with deep convolutional nets, atrous convolution, and fully connected crfs. IEEE transactions on pattern analysis and machine intelligence **40**(4), 834–848 (2017)
12. Choi, Y., Choi, M., Kim, M., Ha, J.W., Kim, S., Choo, J.: Stargan: Unified generative adversarial networks for multi-domain image-to-image translation. In: CVPR (2018)
13. Cisse, M., Adi, Y., Neverova, N., Keshet, J.: Houdini: Fooling deep structured prediction models. In: NIPS (2017)
14. Cordts, M., Omran, M., Ramos, S., Rehfeld, T., Enzweiler, M., Benenson, R., Franke, U., Roth, S., Schiele, B.: The cityscapes dataset for semantic urban scene understanding. In: Proceedings of the IEEE conference on computer vision and pattern recognition. pp. 3213–3223 (2016)
15. Deng, J., Guo, J., Xue, N., Zafeiriou, S.: Arcface: Additive angular margin loss for deep face recognition. In: Proceedings of the IEEE Conference on Computer Vision and Pattern Recognition. pp. 4690–4699 (2019)
16. Dong, Y., Liao, F., Pang, T., Su, H., Zhu, J., Hu, X., Li, J.: Boosting adversarial attacks with momentum. In: Proceedings of the IEEE conference on computer vision and pattern recognition. pp. 9185–9193 (2018)
17. Dziugaite, G.K., Ghahramani, Z., Roy, D.M.: A study of the effect of jpeg compression on adversarial images. arXiv preprint arXiv:1608.00853 (2016)
18. Engstrom, L., Tran, B., Tsipras, D., Schmidt, L., Madry, A.: A rotation and a translation suffice: Fooling cnns with simple transformations. arXiv preprint arXiv:1712.02779 (2017)
19. Farhadi, A., Endres, I., Hoiem, D., Forsyth, D.: Describing objects by their attributes. In: CVPR. IEEE (2009)

20. Goodfellow, I., Pouget-Abadie, J., Mirza, M., Xu, B., Warde-Farley, D., Ozair, S., Courville, A., Bengio, Y.: Generative adversarial nets. In: NIPS (2014)
21. Goodfellow, I.J., Shlens, J., Szegedy, C.: Explaining and harnessing adversarial examples. In: ICLR (2014)
22. Guo, Y., Zhang, L., Hu, Y., He, X., Gao, J.: Ms-celeb-1m: A dataset and benchmark for large-scale face recognition. In: ECCV. Springer (2016)
23. He, K., Zhang, X., Ren, S., Sun, J.: Deep residual learning for image recognition. In: CVPR (2016)
24. Hong, S., Yan, X., Huang, T.S., Lee, H.: Learning hierarchical semantic image manipulation through structured representations. In: NeurIPS (2018)
25. Huang, G.B., Mattar, M., Berg, T., Learned-Miller, E.: Labeled faces in the wild: A database for studying face recognition in unconstrained environments. In: Workshop on faces in 'Real-Life' Images: detection, alignment, and recognition (2008)
26. Isola, P., Zhu, J.Y., Zhou, T., Efros, A.A.: Image-to-image translation with conditional adversarial networks. In: CVPR. pp. 1125–1134 (2017)
27. Johnson, J., Alahi, A., Fei-Fei, L.: Perceptual losses for real-time style transfer and super-resolution. In: ECCV. Springer (2016)
28. Johnson, J., Gupta, A., Fei-Fei, L.: Image generation from scene graphs. In: CVPR. pp. 1219–1228 (2018)
29. Joshi, A., Mukherjee, A., Sarkar, S., Hegde, C.: Semantic adversarial attacks: Parametric transformations that fool deep classifiers. arXiv preprint arXiv:1904.08489 (2019)
30. Kang, D., Sun, Y., Hendrycks, D., Brown, T., Steinhardt, J.: Testing robustness against unforeseen adversaries. arXiv preprint arXiv:1908.08016 (2019)
31. Karras, T., Aila, T., Laine, S., Lehtinen, J.: Progressive growing of gans for improved quality, stability, and variation. In: ICLR (2018)
32. Kemelmacher-Shlizerman, I., Seitz, S.M., Miller, D., Brossard, E.: The megaface benchmark: 1 million faces for recognition at scale. In: CVPR. pp. 4873–4882 (2016)
33. Kingma, D.P., Ba, J.: Adam: A method for stochastic optimization. In: ICLR (2015)
34. Kingma, D.P., Welling, M.: Auto-encoding variational bayes. In: ICLR (2014)
35. Klare, B.F., Klein, B., Taborsky, E., Blanton, A., Cheney, J., Allen, K., Grother, P., Mah, A., Jain, A.K.: Pushing the frontiers of unconstrained face detection and recognition: Iarpa janus benchmark a. In: CVPR (2015)
36. Krizhevsky, A., Sutskever, I., Hinton, G.E.: Imagenet classification with deep convolutional neural networks. In: NIPS (2012)
37. Kumar, N., Berg, A.C., Belhumeur, P.N., Nayar, S.K.: Attribute and simile classifiers for face verification. In: ICCV. IEEE (2009)
38. Li, X., Li, F.: Adversarial examples detection in deep networks with convolutional filter statistics. In: Proceedings of the IEEE International Conference on Computer Vision. pp. 5764–5772 (2017)
39. Liu, M.Y., Breuel, T., Kautz, J.: Unsupervised image-to-image translation networks. In: NIPS (2017)
40. Liu, Z., Luo, P., Wang, X., Tang, X.: Deep learning face attributes in the wild. In: ICCV (2015)
41. Long, J., Shelhamer, E., Darrell, T.: Fully convolutional networks for semantic segmentation. In: Proceedings of the IEEE conference on computer vision and pattern recognition. pp. 3431–3440 (2015)
42. Madry, A., Makelov, A., Schmidt, L., Tsipras, D., Vladu, A.: Towards deep learning models resistant to adversarial attacks. In: ICLR (2018)
43. Mahendran, A., Vedaldi, A.: Understanding deep image representations by inverting them. In: CVPR (2015)

44. Mansimov, E., Parisotto, E., Ba, J.L., Salakhutdinov, R.: Generating images from captions with attention. In: ICLR (2015)
45. Moosavi-Dezfooli, S.M., Fawzi, A., Frossard, P.: Deepfool: a simple and accurate method to fool deep neural networks. In: Proceedings of the IEEE Conference on Computer Vision and Pattern Recognition. pp. 2574–2582 (2016)
46. Moschoglou, S., Papaioannou, A., Sagonas, C., Deng, J., Kotsia, I., Zafeiriou, S.: Agedb: the first manually collected, in-the-wild age database. In: CVPR Workshops. pp. 51–59 (2017)
47. Newell, A., Yang, K., Deng, J.: Stacked hourglass networks for human pose estimation. In: European Conference on Computer Vision. pp. 483–499. Springer (2016)
48. Odena, A., Olah, C., Shlens, J.: Conditional image synthesis with auxiliary classifier gans. In: ICML. JMLR (2017)
49. Van den Oord, A., Kalchbrenner, N., Espeholt, L., Vinyals, O., Graves, A., et al.: Conditional image generation with pixelcnn decoders. In: NIPS (2016)
50. Oord, A.v.d., Kalchbrenner, N., Kavukcuoglu, K.: Pixel recurrent neural networks. In: ICML (2016)
51. Papernot, N., McDaniel, P., Jha, S., Fredrikson, M., Celik, Z.B., Swami, A.: The limitations of deep learning in adversarial settings. In: Security and Privacy (EuroS&P), 2016 IEEE European Symposium on (2016)
52. Parikh, D., Grauman, K.: Relative attributes. In: ICCV. IEEE (2011)
53. Parkhi, O.M., Vedaldi, A., Zisserman, A., et al.: Deep face recognition. In: bmvc. vol. 1, p. 6 (2015)
54. Paszke, A., Gross, S., Chintala, S., Chanan, G., Yang, E., DeVito, Z., Lin, Z., Desmaison, A., Antiga, L., Lerer, A.: Automatic differentiation in PyTorch. In: NIPS Autodiff Workshop (2017)
55. Radford, A., Metz, L., Chintala, S.: Unsupervised representation learning with deep convolutional generative adversarial networks. In: ICLR (2015)
56. Reed, S., Akata, Z., Yan, X., Logeswaran, L., Schiele, B., Lee, H.: Generative adversarial text to image synthesis. In: ICML (2016)
57. Reed, S., Sohn, K., Zhang, Y., Lee, H.: Learning to disentangle factors of variation with manifold interaction. In: ICML (2014)
58. Sagonas, C., Tzimiropoulos, G., Zafeiriou, S., Pantic, M.: 300 faces in-the-wild challenge: The first facial landmark localization challenge. In: ICCV Workshop (2013)
59. Schroff, F., Kalenichenko, D., Philbin, J.: Facenet: A unified embedding for face recognition and clustering. In: Proceedings of the IEEE conference on computer vision and pattern recognition. pp. 815–823 (2015)
60. Sengupta, S., Chen, J.C., Castillo, C., Patel, V.M., Chellappa, R., Jacobs, D.W.: Frontal to profile face verification in the wild. In: WACV. pp. 1–9. IEEE (2016)
61. Simonyan, K., Zisserman, A.: Very deep convolutional networks for large-scale image recognition. arXiv preprint arXiv:1409.1556 (2014)
62. Song, Y., Shu, R., Kushman, N., Ermon, S.: Constructing unrestricted adversarial examples with generative models. In: Advances in Neural Information Processing Systems. pp. 8312–8323 (2018)
63. Sun, Y., Wang, X., Tang, X.: Deep learning face representation from predicting 10,000 classes. In: CVPR (2014)
64. Szegedy, C., Liu, W., Jia, Y., Sermanet, P., Reed, S., Anguelov, D., Erhan, D., Vanhoucke, V., Rabinovich, A., et al.: Going deeper with convolutions. In: CVPR (2015)

65. Szegedy, C., Zaremba, W., Sutskever, I., Bruna, J., Erhan, D., Goodfellow, I., Fergus, R.: Intriguing properties of neural networks. arXiv preprint arXiv:1312.6199 (2013)
66. Tao, G., Ma, S., Liu, Y., Zhang, X.: Attacks meet interpretability: Attribute-steered detection of adversarial samples. In: NeurIPS (2018)
67. Wang, H., Wang, Y., Zhou, Z., Ji, X., Gong, D., Zhou, J., Li, Z., Liu, W.: Cosface: Large margin cosine loss for deep face recognition. In: CVPR (2018)
68. Wang, T.C., Liu, M.Y., Zhu, J.Y., Tao, A., Kautz, J., Catanzaro, B.: High-resolution image synthesis and semantic manipulation with conditional gans. In: CVPR (2018)
69. Wong, E., Schmidt, F.R., Kolter, J.Z.: Wasserstein adversarial examples via projected sinkhorn iterations. ICML (2019)
70. Xiao, C., Deng, R., Li, B., Yu, F., Liu, M., Song, D.: Characterizing adversarial examples based on spatial consistency information for semantic segmentation. In: ECCV (2018)
71. Xiao, C., Li, B., Zhu, J.Y., He, W., Liu, M., Song, D.: Generating adversarial examples with adversarial networks. In: IJCAI (2018)
72. Xiao, C., Zhu, J.Y., Li, B., He, W., Liu, M., Song, D.: Spatially transformed adversarial examples. In: ICLR (2018)
73. Xie, C., Zhang, Z., Zhou, Y., Bai, S., Wang, J., Ren, Z., Yuille, A.L.: Improving transferability of adversarial examples with input diversity. In: Proceedings of the IEEE Conference on Computer Vision and Pattern Recognition. pp. 2730–2739 (2019)
74. Xu, W., Evans, D., Qi, Y.: Feature squeezing: Detecting adversarial examples in deep neural networks. arXiv preprint arXiv:1704.01155 (2017)
75. Yan, X., Yang, J., Sohn, K., Lee, H.: Attribute2image: Conditional image generation from visual attributes. In: ECCV. Springer (2016)
76. Yao, S., Hsu, T.M., Zhu, J.Y., Wu, J., Torralba, A., Freeman, B., Tenenbaum, J.: 3d-aware scene manipulation via inverse graphics. In: Advances in neural information processing systems. pp. 1887–1898 (2018)
77. Yu, F., Koltun, V., Funkhouser, T.: Dilated residual networks. In: Computer Vision and Pattern Recognition (CVPR) (2017)
78. Zhang, H., Xu, T., Li, H., Zhang, S., Wang, X., Huang, X., Metaxas, D.N.: Stackgan: Text to photo-realistic image synthesis with stacked generative adversarial networks. In: ICCV (2017)
79. Zhang, M., Zhang, Y., Zhang, L., Liu, C., Khurshid, S.: Deeproad: Gan-based metamorphic testing and input validation framework for autonomous driving systems. In: Proceedings of the 33rd ACM/IEEE International Conference on Automated Software Engineering. pp. 132–142 (2018)
80. Zhang, X., Yang, L., Yan, J., Lin, D.: Accelerated training for massive classification via dynamic class selection. In: Thirty-Second AAAI Conference on Artificial Intelligence (2018)
81. Zhu, J.Y., Park, T., Isola, P., Efros, A.A.: Unpaired image-to-image translation using cycle-consistent adversarial networks. In: ICCV (2017)
82. Zhu, X., Lei, Z., Liu, X., Shi, H., Li, S.Z.: Face alignment across large poses: A 3d solution. In: CVPR (2016)

A Implementation details

In this section, we provide implementation details used in our experiments. We implement our *SemanticAdv* using PyTorch [54]. Our implementation will be available after the final decision.

A.1 Face identity verification

We use Adam optimizer [33] to generate adversarial examples for both our *SemanticAdv* and the pixel-wise attack method CW [10]. More specifically, we run optimization for up to 200 steps with a fixed updating rate 0.05 under $G\text{-FPR} < 10^{-4}$. Under cases with a slightly higher $G\text{-FPR}$, we run the optimization for up to 500 steps with a fixed updating rate 0.01. For the pixel-wise attack method CW, we use additional pixel reconstruction objective with the weight set to 5. Specifically, we run optimization for up to 1,000 steps with a fixed updating rate 10^{-3} .

Evaluation metrics. To evaluate the performance of *SemanticAdv* under different attributes, we consider three metrics as follows:

- *Best*: the attack is successful as long as one single attribute among 17 can be successfully attacked;
- *Average*: we calculate the average attack success rate among 17 attributes for the same face identity;
- *Worst*: the attack is successful only when all of 17 attributes can be successfully attacked;

Please note that we use the *Best* metric as a fair comparison to the attack success rate reported by existing pixel-wise attack methods, while *SemanticAdv* can be generated with different attributes as one of our advantages. In practice, both our *SemanticAdv* (*Best*) and CW achieve 100% attack success rate. In addition, we report the performance using the *average* and *worst* metric, which enables us to analyze the adversarial robustness towards certain semantic attributes.

Pixel-wise defense methods. **Feature squeezing** [74] is a simple but effective method by reducing color bit depth to remove the adversarial effects. We compress the image represented by 8 bits for each channel to 4 bits for each channel to evaluate the effectiveness. For **Blurring** [38], we use a 3×3 Gaussian kernel with standard deviation 1 to smooth the adversarial perturbations. For **JPEG** [17], it leverages the compression and decompression to remove the adversarial perturbation. We set the compression ratio as 0.75 in our experiment.

A.2 Face landmark detection

We use Adam optimizer [33] to generate *SemanticAdv* against the face landmark detection model. Specifically, we run optimization for up to 2,000 steps with a fixed updating rate 0.05 with the balancing factor λ set to 0.01 (see Eq. 3 in the main paper).

Evaluation Metrics. We apply different metrics for two adversarial attack tasks, respectively. For “Rotating Eyes” task, we use a widely adopted metric *Normalized Mean Error (NME)* [9] for experimental evaluation.

$$r_{\text{NME}} = \frac{1}{N} \sum_{k=1}^N \frac{\|\mathbf{p}_k - \hat{\mathbf{p}}_k\|_2}{\sqrt{W_B * H_B}}, \quad (7)$$

where \mathbf{p}_k denotes the k -th ground-truth landmark, $\hat{\mathbf{p}}_k$ denotes the k -th predicted landmark and $\sqrt{W_B * H_B}$ is the square-root area of ground-truth bounding box, where W_B and H_B represents the width and height of the box.

For “Out of Region” task, we consider the attack is successful if the landmark predictions fall outside a pre-defined centering region on the portrait image. We introduce a metric that reflects the portion of landmarks outside of the pre-defined centering region: $r_{\text{OR}} = \frac{N_{\text{out}}}{N_{\text{total}}}$, where N_{out} denotes the number of predicted landmarks outside the pre-defined bounding box and N_{total} denotes the total number of landmarks.

A.3 Ablation study: feature-space interpolation

We include an ablation study on feature-space interpolation by analyzing attack success rates using different feature-maps in the main paper. We illustrate the choices of StarGAN feature-maps used in Figure 8. Table 1 in the main paper shows the attack success rate on R-101-S. As shown in Figure 8, we use \mathbf{f}_i to represent the feature-map after i -th up-sampling operation. \mathbf{f}_0 denotes the feature-map before applying up-sampling operation. The result demonstrates that samples generated by interpolating on \mathbf{f}_0 achieve the highest success rate. Since \mathbf{f}_0 is the feature-map before decoder, it still well embeds semantic information in the feature space. We adopt \mathbf{f}_0 for interpolation in our experiments.

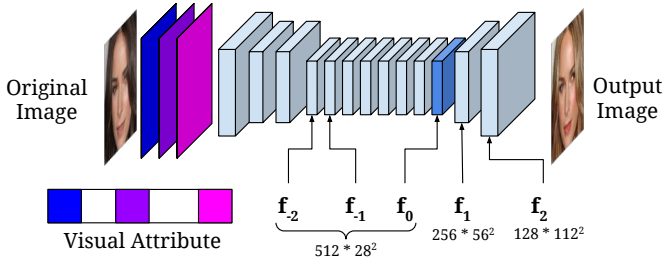


Fig. 8: The illustration of the features we used in StarGAN encoder-decoder architecture.

B Additional quantitative results

B.1 Face identity verification

Benchmark performance. We provide additional information about the ResNet models used in the experiments. Table 4 illustrates the performance on multiple

face identity verification benchmarks including Labeled Face in the Wild (LFW) dataset [25], AgeDB-30 dataset [46], and Celebrities in Frontal-Profile (CFP) dataset [60]. LFW [25] is the *de facto* standard testing set for face verification under unconstrained conditions, which contains 13,233 face images from 5,749 identities. AgeDB [46] contains 12,240 images from 440 identities. AgeDB-30 is the most challenging subsets for evaluating face verification models. The large variations in age makes the face model perform worse on this dataset than on LFW. CFP [60] consists of 500 identities, where each identity has 10 frontal and 4 profile images. Although good performance has been achieved on the Frontal-to-Frontal (CFP-FF) test protocol, the Frontal-to-Profile (CFP-FP) test protocol still remains challenging as most of the face training sets have very few profile face images. Table 4 indicates that the used face verification model achieves state-of-the-art under all benchmarks.

Table 4: The verification accuracy (%) of ResNet models on multiple face recognition datasets including LFW, AgeDB-30, and CFP.

\mathcal{M} / benchmarks	LFW	AgeDB-30	CFP-FF	CFP-FP
R-50-S	99.27	94.15	99.26	91.49
R-101-S	99.42	95.93	99.57	95.07
R-50-C	99.38	95.08	99.24	90.24
R-101-C	99.67	95.58	99.57	92.71

Thresholds for identity verification. To decide whether two portrait images belong to the same identity or not, we use the normalized L_2 distance between face features and set the FPR thresholds accordingly, which is a commonly used procedure when evaluating the face verification model [35,32]. Table 5 illustrates the threshold values used in our experiments when determining whether two portrait images belong to the same identity or not.

Table 5: The threshold values for face identity verification.

FPR/ \mathcal{M}	R-50-S	R-101-S	R-50-C	R-101-C
10^{-3}	1.181	1.244	1.447	1.469
3×10^{-4}	1.058	1.048	1.293	1.242
10^{-4}	0.657	0.597	0.864	0.809

Quantitative analysis. Combining the results from Table 6 and Figure 4 in the main paper, we understand that the face verification models used in our experiments have different levels of robustness across attributes. For example,

face verification models are more robust against local shape variations than color variations, e.g., pale skin has higher attack success rate than mouth open. We believe these discoveries will help the community further understand the properties of face verification models.

Table 6 shows the overall performance (accuracy) of face verification model and attack success rate of *SemanticAdv* and CW. As shown in Table 6, although the face model trained with `cos` objective achieves higher face recognition performance, it is more vulnerable to adversarial attack compared with the model trained with `softmax` objective. Table 7 shows that the intermediate results of *SemanticAdv* before adversarial perturbation cannot attack successfully, which indicates the success of *SemanticAdv* comes from adding adversarial perturbations through interpolation.

Table 6: Quantitative results of identity verification (%). It shows accuracy of face verification model and attack success rate of *SemanticAdv* and CW.

G-FPR	Metrics / \mathcal{M}	R-50-S	R-101-S	R-50-C	R-101-C
10^{-3}	Verification Accuracy	98.36	98.78	98.63	98.84
	<i>SemanticAdv</i> (<i>Best</i>)	100.00	100.00	100.00	100.00
	<i>SemanticAdv</i> (<i>Worst</i>)	91.95	93.98	99.53	99.77
	<i>SemanticAdv</i> (<i>Average</i>)	98.98	99.29	99.97	99.99
	CW	100.00	100.00	100.00	100.00
3×10^{-4}	Verification Accuracy	97.73	97.97	97.91	97.85
	<i>SemanticAdv</i> (<i>Best</i>)	100.00	100.00	100.00	100.00
	<i>SemanticAdv</i> (<i>Worst</i>)	83.75	79.06	98.98	96.64
	<i>SemanticAdv</i> (<i>Average</i>)	97.72	97.35	99.92	99.72
	CW	100.00	100.00	100.00	100.00
10^{-4}	Verification Accuracy	93.25	92.80	93.43	92.98
	<i>SemanticAdv</i> (<i>Best</i>)	100.00	100.00	100.00	100.00
	<i>SemanticAdv</i> (<i>Worst</i>)	33.59	19.84	67.03	48.67
	<i>SemanticAdv</i> (<i>Average</i>)	83.53	76.64	95.57	91.13
	CW	100.00	100.00	100.00	100.00

B.2 Face landmark detection

We present the quantitative results of *SemanticAdv* on face landmark detection model in Table 8 including two adversarial tasks, namely, “Rotating Eyes” and “Out of Region”. We observe that our method is efficient to perform attacking on landmark detection models. For certain attributes such as “Eyeglasses” and “Pale Skin”, *SemanticAdv* achieves reasonably-good performance.

Table 7: Attack success rate of the intermediate output of *SemanticAdv* (%). \mathbf{x}' , $G(\mathbf{x}', \mathbf{c})$ and $G(\mathbf{x}', \mathbf{c}^{\text{new}})$ are the intermediate results of our method before adversarial perturbation.

G-FPR	Metrics / \mathcal{M}	R-50-S	R-101-S	R-50-C	R-101-C
10^{-3}	\mathbf{x}'	0.00	0.00	0.08	0.00
	$G(\mathbf{x}', \mathbf{c})$	0.00	0.00	0.00	0.23
	$G(\mathbf{x}', \mathbf{c}^{\text{new}})(\text{Best})$	0.16	0.08	0.16	0.31
3×10^{-4}	\mathbf{x}'	0.00	0.00	0.00	0.00
	$G(\mathbf{x}', \mathbf{c})$	0.00	0.00	0.00	0.00
	$G(\mathbf{x}', \mathbf{c}^{\text{new}})(\text{Best})$	0.00	0.00	0.00	0.00
10^{-4}	\mathbf{x}'	0.00	0.00	0.00	0.00
	$G(\mathbf{x}', \mathbf{c})$	0.00	0.00	0.00	0.00
	$G(\mathbf{x}', \mathbf{c}^{\text{new}})(\text{Best})$	0.00	0.00	0.00	0.00

Table 8: Quantitative results on face landmark detection (%) The two row shows the measured ratios (lower is better) for “Rotating Eyes” and “Out of Region” task, respectively.

Tasks (Metrics)	Pristine	Augmented Attributes							
		Blond Hair	Young	Eyeglasses	Rosy Cheeks	Smiling	Arched Eyebrows	Bangs	Pale Skin
$r_{\text{NME}} \downarrow$	28.04	14.03	17.28	8.58	13.24	19.21	23.42	15.99	10.72
$r_{\text{OR}} \downarrow$	45.98	17.42	23.04	7.51	16.65	25.44	33.85	20.03	13.51

B.3 User study

We conduct a user study on the adversarial images of *SemanticAdv* and CW used in the experiment of API-attack and the original images. The adversarial images are generated with $\text{G-FPR} < 10^{-4}$ for both methods. We present a pair of original image and adversarial image to participants and ask them to rank the two options. The order of these two images is randomized and the images are displayed for 2 seconds in the screen during each trial. After the images disappear, the participants have unlimited time to select the more reasonably-looking image according to their perception. To maintain the high quality of the collected responses, each participant can only conduct at most 50 trials, while and each adversarial image was shown to 5 different participants. We present the images we used for user study in Figure 9. In total, we collect 2,620 annotations from 77 participants. In $39.14 \pm 1.96\%$ of trials the adversarial images generated by *SemanticAdv* are selected as reasonably-looking images and in $30.27 \pm 1.96\%$ of trails, the adversarial images generated by CW are selected as reasonably-looking images. It indicates that our semantic adversarial examples are more perceptual reasonably-looking than CW. Additionally, we also conduct the user study with larger $\text{G-FPR} = 10^{-3}$. In $45.42 \pm 1.96\%$ of trials, the adversarial images generated

Table 9: Transferability of *SemanticAdv*: cell (i, j) shows attack success rate of adversarial examples generated against j -th model and evaluate on i -th model. Results are generated with $G\text{-FPR} = 10^{-4}$ and $T\text{-FPR} = 10^{-4}$.

$\mathcal{M}_{\text{test}} / \mathcal{M}_{\text{opt}}$	R-50-S	R-101-S	R-50-C	R-101-C
R-50-S	1.000	0.005	0.000	0.000
R-101-S	0.000	1.000	0.000	0.000
R-50-C	0.000	0.000	1.000	0.000
R-101-C	0.000	0.000	0.000	1.000

by *SemanticAdv* are selected as reasonably-looking images, which is very close to the random guess (50%).

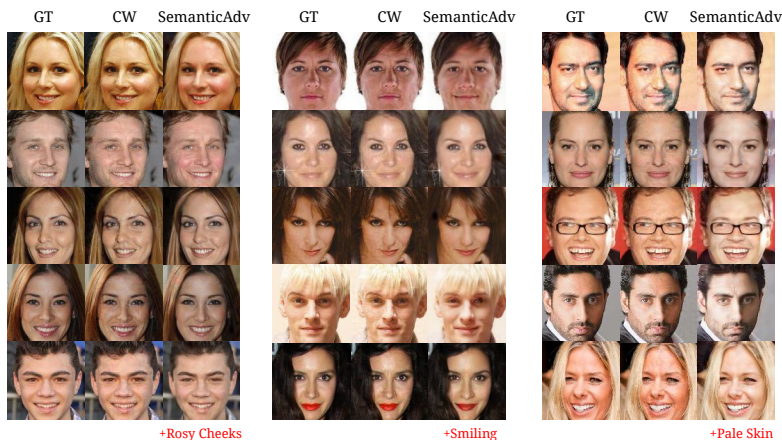


Fig. 9: Qualitative comparisons among ground truth, pixel-wise adversarial examples generated by CW, and our proposed *SemanticAdv*. Here, we present the results from $G\text{-FPR} < 10^{-4}$ so that perturbations are visible.

B.4 Semantic attack transferability

In Table 9, we present the quantitative results of the attack transferability under the setting with $G\text{-FPR} = 10^{-4}$ and $T\text{-FPR} = 10^{-4}$. We observe that with more strict testing criterion (lower T-FPR) of the verification model, the transferability becomes lower across different models.

To further showcase that our *SemanticAdv* is non-trivially different from pixel-wise attack added on top of semantic image editing, we provide one additional baseline called StarGAN+CW and evaluate its attack transferability. This baseline first performs semantic image editing using the StarGAN model (non-adversarial) and then conducts the standard L_p CW attacks on the generated images. As

Table 10: Transferability of *StarGAN+CW*: cell (i, j) shows attack success rate of adversarial examples generated against j -th model and evaluate on i -th model. Results of *SemanticAdv* are listed in brackets.

$\mathcal{M}_{\text{test}} / \mathcal{M}_{\text{opt}}$	R-101-S	$\mathcal{M}_{\text{test}} / \mathcal{M}_{\text{opt}}$	R-101-S
R-50-S	0.035 (0.108)	R-50-S	0.615 (0.862)
R-101-S	1.000 (1.000)	R-101-S	1.000 (1.000)
R-50-C	0.145 (0.202)	R-50-C	0.570 (0.837)
R-101-C	0.085 (0.236)	R-101-C	0.695 (0.888)

(a) G-FPR= 10^{-3} , T-FPR= 10^{-3} (b) G-FPR= 10^{-4} , T-FPR= 10^{-3}

shown in Table 10, the *StarGAN+CW* baseline has noticeable performance gap to our proposed *SemanticAdv*. This also justifies that our *SemanticAdv* is able to produce novel adversarial examples which cannot be simply achieved by combining attribute-conditioned image editing model with L_p bounded perturbation.

B.5 Query-free black-box API attack

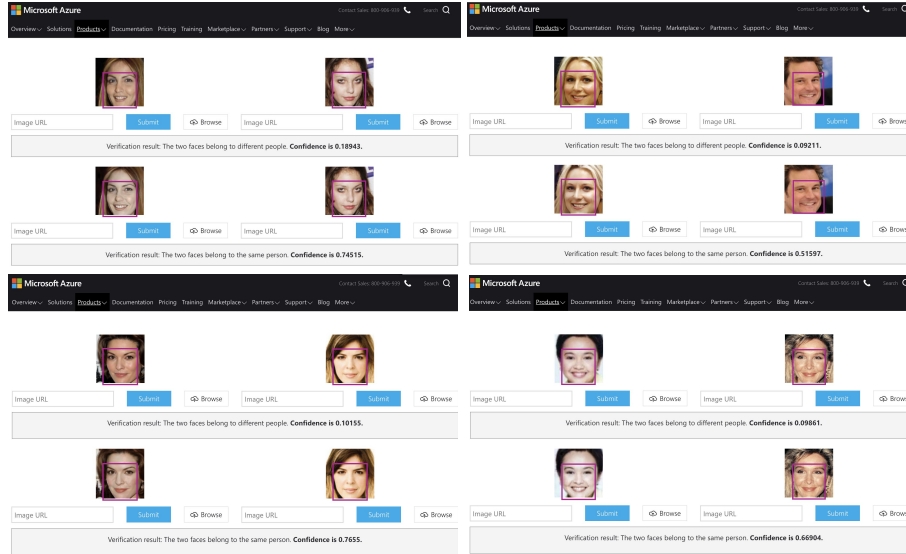


Fig. 10: Illustration of our *SemanticAdv* in the real world face verification platform (editing on pale skin). Note that the confidence denotes the likelihood that two faces belong to the same person.

In Table 11, we present the results of *SemanticAdv* performing query-free black-box attack on three online face verification platforms. *SemanticAdv* outperforms

Table 11: Quantitative analysis on query-free black-box attack. We use ResNet-101 optimized with `softmax` loss for evaluation and report the attack success rate(%). Note that for Microsoft Azure API, it does not provide the accept thresholds for different T-FPRs and thus we use the provided likelihood 0.5 to determine whether two faces belong to the same person.

API name Metric Attacker / Metric value	Face++		AliYun		Azure
	T-FPR		T-FPR		Likelihood
	10^{-3}	10^{-4}	10^{-3}	10^{-4}	0.5
Original \mathbf{x}	2.04	0.51	0.50	0.00	0.00
Generated \mathbf{x}^{new}	4.21	0.53	0.50	0.00	0.00
CW (G-FPR = 10^{-3})	9.18	2.04	2.00	0.50	0.00
StarGAN+CW (G-FPR = 10^{-3})	15.9	3.08	3.50	1.00	0.00
<i>SemanticAdv</i> (G-FPR = 10^{-3})	20.00	4.10	4.00	0.50	0.00
CW (G-FPR = 10^{-4})	28.57	10.17	10.50	2.50	1.04
StarGAN+CW (G-FPR = 10^{-4})	35.38	14.36	12.50	3.50	1.05
<i>SemanticAdv</i> (G-FPR = 10^{-4})	58.25	31.44	24.00	10.50	5.73
CW	37.24	20.41	18.00	9.50	3.09
StarGAN+CW	47.45	26.02	20.00	8.50	5.56
MI-FGSM [16]	53.89	30.57	29.50	17.50	10.82
M-DI ² -FGSM [73]	56.12	33.67	30.00	18.00	12.04
<i>SemanticAdv</i> (G-FPR < 10^{-4})	67.69	48.21	36.5	19.5	15.63

CW and StarGAN+CW in all APIs under all FPR thresholds. In addition, under the same T-FPR, we achieve higher attack success rate on APIs using samples generated using lower G-FPR compared to samples generated using higher G-FPR. Original \mathbf{x} and generated \mathbf{x}^{new} are regarded as reference point of the performance of online face verification platforms. In Figure 10, we also show several examples of our API attack on Microsoft Azure face verification system, which further demonstrates the effectiveness of our approach.

B.6 *SemanticAdv* against adversarial training

We evaluate our *SemanticAdv* against the existing adversarial training based defense method [42]. In detail, we randomly sample 10 persons from CelebA [40] and then randomly split the sampled dataset into training set, validation set and testing set according to a proportion of 80%, 10% and 10%, respectively. We train a ResNet-50 [23] to identify these face images by following the standard face recognition training pipeline [63]. As CelebA [40] does not contain enough images for each person, we finetune our model from a pretrained model trained on MS-Celeb-1M [22,80]. We train the robust model by using adversarial training based method [42]. In detail, we follow the same setting in [42]. We use 7-step PGD L_∞ attack to generate adversarial examples to solve the inner maximum problem for adversarial training. During test process, we evaluate by using adversarial examples generated by 20-step PGD attacks. The perturbation is bounded by 8 pixel (ranging from [0,255]) in terms of L_∞ distance).

Table 12: Accuracy on standard model (without adversarial training) and robust model (with adversarial training).

Training Method / Attack	Benign	PGD	<i>SemanticAdv</i>
Standard	93.3%	0%	0%
Robust [42]	86.7%	46.7%	10%

As shown in Table 12, the robust model achieves 10% accuracy against the adversarial examples generated by *SemanticAdv*, while 46.7% against the adversarial examples generated by PGD [42]. It indicates that existing adversarial training based defense method is less effective against *SemanticAdv*. It further demonstrates that our *SemanticAdv* identifies an unexplored research area beyond previous L_p -based ones.

C Additional visualizations




Fig. 11: Qualitative analysis on single-attribute adversarial attack (G-FPR= 10^{-3}).



Fig. 12: Qualitative analysis on single-attribute adversarial attack ($G\text{-FPR}=10^{-3}$).




Fig. 13: Qualitative analysis on single-attribute adversarial attack ($G\text{-FPR}=10^{-3}$).



Fig. 14: Qualitative comparisons between our proposed *SemanticAdv* ($G\text{-FPR} = 10^{-3}$) and pixel-wise adversarial examples generated by CW. Along with the adversarial examples, we also provide the corresponding perturbations (residual) on the right.



Fig. 15: Qualitative analysis on single-attribute adversarial attack (*SemanticAdv* with $G\text{-FPR} = 10^{-3}$) by each other. Along with the adversarial examples, we also provide the corresponding perturbations (residual) on the right.