

Investigation of kaonic atom optical potential by the high precision data of kaonic ${}^3\text{He}$ and ${}^4\text{He}$ atoms

J. Yamagata-Sekihara¹, Y. Iizawa², D. Jido², N. Ikeno³, T. Hashimoto^{4,5}, S. Okada^{6,5}, and S. Hirenzaki⁷

¹*Department of Physics, Kyoto Sangyo University, Kyoto 603-8555, Japan*

**E-mail: yamagata@cc.kyoto-su.ac.jp*

²*Department of Physics, Tokyo Institute of Technology, 2-12-1 Ookayama, Meguro, Tokyo 152-8551, Japan*

³*Department of Life and Environmental Agricultural Sciences, Tottori University, Tottori 680-8551, Japan*

⁴*RIKEN Nishina Center for Accelerator-Based Science, RIKEN, Wako 351-0198, Japan*

⁵*RIKEN Cluster for Pioneering Research, RIKEN, Wako 351-0198, Japan*

⁶*Department of Mathematical and Physical Sciences, Chubu University, Kasugai, Aichi 487-8501, Japan*

⁷*Department of Physics, Nara Women's University, Nara 630-8506, Japan*

.....
 We theoretically investigate kaonic atom states based on the latest high precision data of the $2p$ states of the kaonic atoms in ${}^3\text{He}$ and ${}^4\text{He}$ (J-PARC E62). We consider the phenomenological form for the optical potential proportional to the nuclear density distributions and determine the potential parameters by the latest data. We find two sets of potential parameters for each of $K^- - {}^3\text{He}$ and $K^- - {}^4\text{He}$ that reproduce the data. We then extract the potential parameters consistent with the data of ${}^3\text{He}$ and ${}^4\text{He}$ atoms simultaneously. Using the potential, we investigate the structure of the kaonic atoms and kaonic nuclei for various nuclei up to Sn. We also report the optical potential parameters suited for the global description of the atomic data, the possible strong isospin dependence of the potential, and the different strength of the data of $K^- - {}^3\text{He}$ and $K^- - {}^4\text{He}$ in the restrictions on the potential parameters. In addition, we find that the study of the $1s$ states of the kaonic helium atom is very interesting as a next step, and the determination of the orbital angular momenta of the kaonic nuclear states is helpful for the unified understandings of the atomic and nuclear bound states of kaon because of the mutual influence between the atomic and the nuclear states of kaon with the same orbital angular momentum.

Subject Index xxxx, xxx

1. Introduction

Meson-nucleus systems are interesting research targets to investigate the in-medium meson properties and the aspect of the symmetry of the strong interaction at finite density [1–8].

Especially, the \bar{K} -nucleus bound states, that is, kaonic atoms and kaonic nuclei, are promising for the studies of the kaon properties at finite nuclear density and the kaon-nucleon interaction in the nuclear medium. Since kaon is the lightest meson with strangeness and is believed to be one of the Nambu-Goldstone bosons of the SU(3) chiral symmetry breaking, the behavior of kaon at finite density is expected to provide quite relevant information on the studies of the strong interaction symmetry. In addition, the quantitative knowledge of kaon properties at finite density is considered to be crucial to study the high density nuclear matter and to clarify the role of kaon there, for example, to show the clear criteria for the kaon condensation occurrence.

Recently, there have been important developments in experimental studies of the kaon-nucleus bound states. The experimental evidence of the kaonic nuclear states could open a new era of the meson-nuclear physics [9]. And we are also interested in the recent experimental achievement of the high precision measurement of the kaonic ^3He and ^4He atoms (J-PARC E62) [10]. The accuracy of the data of the kaonic-helium atoms is almost two orders of magnitude better than the previous data and clearly opens up the precision frontier of the kaon physics. The experimental results clearly denied the existence of the possible large shifts and widths of the kaonic atoms suggested theoretically in connection with the studies of the kaonic nuclear states in Ref. [11].

Theoretically, the kaon-nucleus interaction has been studied using the data of kaonic atoms by the χ^2 fitting procedure [1, 2, 12]. The developments of the chiral unitary approach [13–15] enable us to deepen our understandings of the hadron resonances in the $\bar{K}N$ channel [16] and kaon-nucleus bound systems [17]. A global analysis of kaonic atom spectra [18] suggested that repulsive shifts of kaonic atomic states stem from large nuclear absorption of kaon instead of the existence of nuclear bound states of kaon. Recently, the progress has been also made in the studies of the kaonic nuclear states by the microscopic few body calculations [19–28].

In this article, we theoretically investigate the features and the implications of the kaon-nucleus optical potential determined by the latest high precision data of the $2p$ states of the $K^- - ^{3,4}\text{He}$ atoms. In Sect. 2, we explain our theoretical model used in the present analyses and introduce the optical potential in a phenomenological form proportional to the nuclear density distributions. In Sect. 3, we determine the potential parameters and summarize the features of the obtained potential. We mention the restrictions on the potential parameters required by the data of $K^- - ^3\text{He}$ and $K^- - ^4\text{He}$ systems, the possible strong isospin dependence of the optical potential, and the comparison of the data with the calculated results by the theoretically proposed potentials [12, 15]. In Sect. 4, we apply the potential obtained in Sect. 3 to the various kaonic atoms and kaonic nuclei, and discuss the implications of the potential to find out the important observables to develop the unified understandings of the kaon-nucleus bound states including atomic and nuclear states. Section 5 is devoted to the summary and the conclusion of this article.

2. Theoretical model

We adopt the standard optical potential description of the kaon-nucleus bound systems, and we solve the relativistic Klein-Gordon (KG) equation with the Lorentz scalar type optical potential $U(r)$ and the electromagnetic potential $V_{\text{em}}(r)$, which is the time component of the Lorentz vector potential, to obtain the theoretical binding energies and widths of the

kaonic atom states. The KG equation is written as,

$$[-\nabla^2 + \mu^2 + 2\mu U(r)]\phi(\mathbf{r}) = [\omega - V_{\text{em}}(r)]^2\phi(\mathbf{r}) , \quad (1)$$

where μ is the kaon-nucleus reduced mass, ω the complex eigen energy, and $\phi(\mathbf{r})$ the kaon wave function. We write the complex energy with two real parameters as $\omega = E + \mu - i\frac{\Gamma}{2}$, where E is the binding energy and Γ is the width of the bound state. As the electromagnetic potential $V_{\text{em}}(r)$, we consider the Coulomb potential between kaon and nucleus including the effects of the vacuum polarization. The finite size charge distribution of the nucleus is also taken into account and $V_{\text{em}}(r)$ is expressed as [29],

$$V_{\text{em}}(r) = -\alpha \int \frac{\rho_{\text{ch}}(r')Q(|\mathbf{r} - \mathbf{r}'|)}{|\mathbf{r} - \mathbf{r}'|} d\mathbf{r}' , \quad (2)$$

where α is the fine structure constant and $\rho_{\text{ch}}(r)$ the charge distribution of the nucleus. The function Q is defined as,

$$Q(r) = 1 + \frac{2\alpha}{3\pi} \int_1^\infty du e^{-2mru} \left(1 + \frac{1}{2u^2}\right) \frac{(u^2 - 1)^{1/2}}{u^2} , \quad (3)$$

where m indicates the electron mass. The second term on the right-hand side indicates the short range vacuum polarization effects. We confirm that the electromagnetic potential adopted here is accurate enough to study the energy shifts due to the strong interaction reported in Ref. [10] by comparing the calculated results with those in Ref. [30].

We consider a phenomenological optical potential $U(r)$, which is assumed to be proportional to the nuclear density distribution, defined as,

$$U(r) = (V_0 + iW_0) \frac{\rho(r)}{\rho_0} , \quad (4)$$

where ρ_0 is the normal nuclear density $\rho_0 = 0.17 \text{ fm}^{-3}$. The parameters V_0 and W_0 show the potential strength at the normal nuclear density, and are used as the parameters to study the kaon-nucleus bound systems in this article. The nuclear density distribution $\rho(r)$ used in the optical potential is the distribution of the center of the nucleon. The systematic analyses of the kaonic atoms using the similar potential have been reported in Ref. [18].

We use realistic nuclear density distributions for $U(r)$ and realistic charge distributions for $V_{\text{em}}(r)$, which are obtained by a precise few-body calculation [31] for ${}^3\text{He}$ and ${}^4\text{He}$. The nuclear density distributions $\rho(r)$ are shown in Fig. 1. As can be seen in the figure, the central densities of these nuclei are higher than the normal nuclear density ρ_0 , especially for ${}^4\text{He}$. They are $\rho(0) \approx 1.32\rho_0$ for ${}^3\text{He}$ and $\rho(0) \approx 2.02\rho_0$ for ${}^4\text{He}$. To use the realistic densities is important for the theoretical analyses here since the calculated results of the binding energies and the widths of the kaonic $2p$ atoms in He can be improved by a few eV from those obtained with the single Gaussian densities.

The potential picture for the kaonic atoms explained above is considered to be standard for the studies of the atomic states, however this picture would be modified for the systems having so-called mesonic nuclear states where the degrees of freedom of each nucleon are expected to be more important and the few-body calculations of the whole systems would be required.

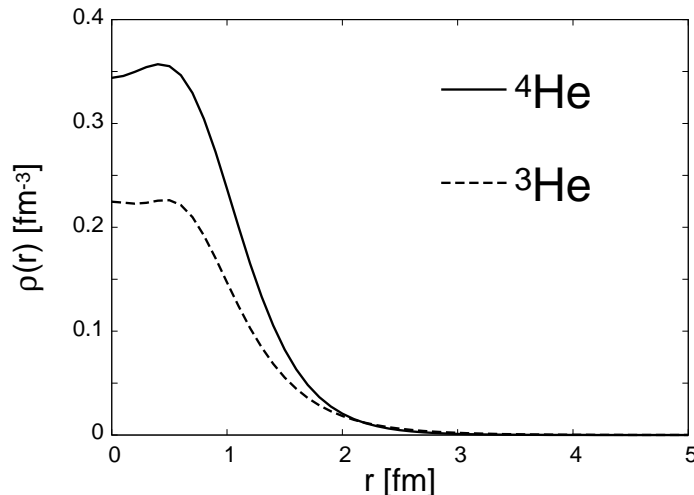


Fig. 1 The nuclear density distributions $\rho(r)$ of ${}^3\text{He}$ and ${}^4\text{He}$ in Eq. (4) obtained by a microscopic calculation [31].

3. Optical potential from $K^- - {}^3\text{He}$ and $K^- - {}^4\text{He}$ atomic $2p$ states

3.1. Experimental data and calculated results with theoretical potentials

First, we briefly summarize the latest experimental data [10] and the calculated results by the theoretical potentials [12, 15] for $K^- - {}^3\text{He}$ and $K^- - {}^4\text{He}$ atoms.

The latest high precision experimental data reported in Ref. [10], which we mainly study in this article, are summarized in Table 1. We mention here that the data have two interesting features. As far as we look at the central values of the data, we find (i) the opposite sign of the shifts of $K^- - {}^3\text{He}$ and $K^- - {}^4\text{He}$, and (ii) the larger width of $K^- - {}^3\text{He}$ than $K^- - {}^4\text{He}$. These features could change in future because of the improvements of the errors of the present data. The square root of the quadratic sum of the statistical and systematical errors is also shown in the parenthesis for each datum in Table 1, and is considered to represent the experimental error of each datum in the following analyses of this article. The transition energy shift ΔE is defined as $\Delta E = E_{3d \rightarrow 2p}^{\text{exp}} - E_{3d \rightarrow 2p}^{\text{em}}$ by the transition energies from $3d$ to $2p$ states observed in the experiment, $E_{3d \rightarrow 2p}^{\text{exp}}$, and calculated with the electromagnetic potential, $E_{3d \rightarrow 2p}^{\text{em}}$. The positive shift $\Delta E > 0$ means $E_{3d \rightarrow 2p}^{\text{exp}} > E_{3d \rightarrow 2p}^{\text{em}}$ and thus the larger experimental transition energy. Since the observed energy $E_{3d \rightarrow 2p}^{\text{exp}}$ is considered to correspond to the transition energy calculated with the full potential, $E_{3d \rightarrow 2p}^{\text{opt+em}}$, the positive shift $\Delta E > 0$ indicates that the effects of the optical potential makes the $2p$ state deeper than the corresponding pure electromagnetic state and that the attractive shift of the $2p$ state.

Table 1 Experimental $3d \rightarrow 2p$ transition energy shifts and $2p$ widths of the kaonic ${}^3\text{He}$ and ${}^4\text{He}$ atoms [10] in units of eV. The errors shown in the parentheses, which are the square root of the quadratic sum of the statistical and systematic errors in Ref. [10], are considered to represent the experimental errors in this article. It should be noted that the shift of $K^- - {}^3\text{He}$ is repulsive, while that of $K^- - {}^4\text{He}$ is attractive.

eV	Shift	Width
$K^- - {}^3\text{He}$	-0.2 ± 0.4 (stat) ± 0.3 (syst) (± 0.5)	2.5 ± 1.0 (stat) ± 0.4 (syst) (± 1.1)
$K^- - {}^4\text{He}$	0.2 ± 0.3 (stat) ± 0.2 (syst) (± 0.4)	1.0 ± 0.6 (stat) ± 0.3 (syst) (± 0.7)

In order to check how well existing theoretical potentials [12, 15] work for the new experimental data, we calculate the energies of the atomic $2p$ and $3d$ states for $K^- - {}^3\text{He}$ and $K^- - {}^4\text{He}$ atoms with these potentials and compare the results with the latest data [10]. The potential in Ref. [12] was obtained by the χ^2 fitting to the previous kaonic atom data and its strength of the real and imaginary parts is $(-226, -91)$ MeV at ρ_0 . The potential in Ref. [15] was obtained by the chiral unitary model and show the strength $(-45, -61)$ MeV at ρ_0 . The results are shown in Fig. 2 (Left) for $K^- - {}^3\text{He}$ and Fig. 2 (Right) for $K^- - {}^4\text{He}$ with the experimental data [10]. We find that both the potentials reproduce the data reasonably well. However, the calculated width of $K^- - {}^3\text{He}$ by the chiral unitary potential and the energy shift of $K^- - {}^4\text{He}$ by the χ^2 fitting potential are found to show small discrepancies with the experimental results.

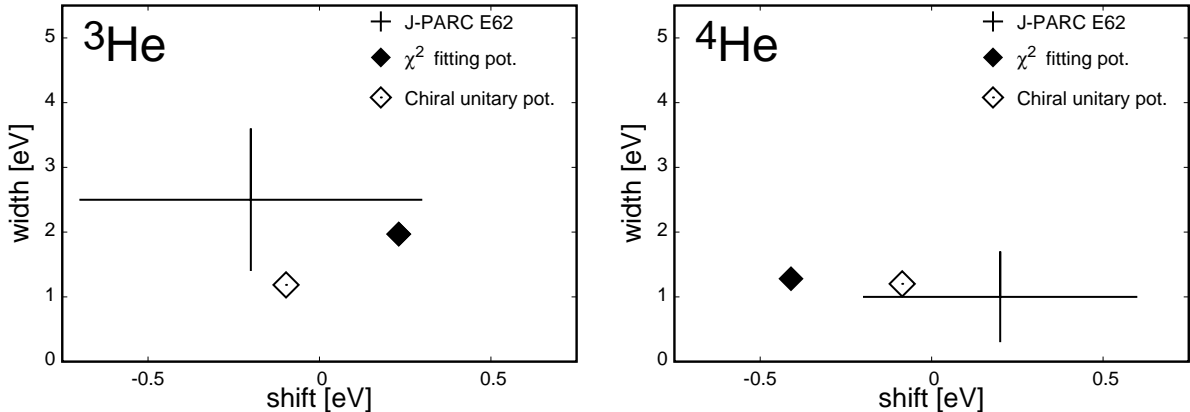


Fig. 2 The calculated energy shifts of the $3d \rightarrow 2p$ transitions and the widths of the kaonic atom $2p$ states in ${}^3\text{He}$ (Left) and ${}^4\text{He}$ (Right) with the latest experimental data [10]. The theoretical potentials obtained by the analyses of the χ^2 fitting to the previous kaonic atom data [12] and by the chiral unitary model [15] are used.

3.2. Optical potential parameters fixed by the latest data

We extract here the kaon-nucleus optical potential parameters that are consistent with the latest data of the transition energy shifts and the level widths of the kaonic helium atoms

in Ref. [10]. We calculate the energy shift and width of kaonic ${}^3\text{He}$ with given V_0 and W_0 . In Fig. 3, we show the contour plots of the energy shifts and the widths of kaonic ${}^3\text{He}$ in the $V_0 - W_0$ plane of the potential parameters defined in Eq. (4). In Fig. 3 (a) and (b), the solid lines show the V_0 and W_0 values that reproduce the central values of the experimental data, and the dashed and dotted lines show the V_0 and W_0 values reproducing the upper and lower bounds of the experimental data, respectively. We find that two sets of the potential parameters $(V_0, W_0) = (-178, -274)$ MeV (HE3-A) and $(-300, -95)$ MeV (HE3-B) reproduce the both data of the shift and the width of the kaonic ${}^3\text{He}$ atomic $2p$ state. These solutions are listed in Table 2 and shown by the solid diamonds in Fig. 3. The obtained two parameter sets are summarized as a potential with a shallower real part and stronger absorption and one with a deeper real part and weaker absorption, respectively. We present in Fig. 3 (c) the overlaid contour plot of the shift and the width shown in Figs. 3 (a) and (b). The hatched area indicates the potential parameters that are consistent with the experimental data of the shift and width of ${}^3\text{He}$. The relatively wide region of parameters are found to be acceptable for the kaonic ${}^3\text{He}$ atomic data.

Table 2 The strengths of the optical potential defined in Eq. (4) that reproduce the $2p$ atomic data in the $K^- - {}^3\text{He}$ system [10] listed in Table 1. The potential depths at normal nuclear density (V_0 and W_0 parameters) and those at the center of the ${}^3\text{He}$ nucleus are shown for two sets of parameters HE3-A and HE3-B. These potentials are shown as the solid diamonds in Figs. 3, 5, 10, 12.

${}^3\text{He}$	HE3-A		HE3-B	
[MeV]	Real	Imag	Real	Imag
U at $\rho = \rho_0$ (V_0 and W_0)	-178	-274	-300	-95
$U(r = 0)$	-235	-362	-396	-126

In Fig. 4, we show the results for the $K^- - {}^4\text{He}$ $2p$ atomic state obtained by the optical potential as in Fig. 3. For the $K^- - {}^4\text{He}$ system, we also find that two sets of the potential parameters $(V_0, W_0) = (-58, -56)$ MeV (HE4-A) and $(-287, -43)$ MeV (HE4-B) reproduce the central values of the experimental data both for shift and width of $2p$ state in $K^- - {}^4\text{He}$. These two sets of the potential parameters are listed in Table 3 and shown by the solid circles in Fig. 4. In this $K^- - {}^4\text{He}$ case, both parameter sets indicate the small values of the W_0 parameter for the imaginary potential, while the corresponding real potential parameters V_0 take small and large values. It should be noted here that the central density $\rho(0)$ of ${}^4\text{He}$ is close to $2\rho_0$ and 1.53 times larger than that of ${}^3\text{He}$. In Fig. 4 (c), the overlaid contour plot of the shift and width of the $K^- - {}^4\text{He}$ atom are shown. We find that the hatched areas, where the potential parameters are consistent with the data, exist in two regions in the $V_0 - W_0$ plane separately. The data of the $K^- - {}^4\text{He}$ atom provide the stronger constraints to the potential parameters than those of the $K^- - {}^3\text{He}$ atom.

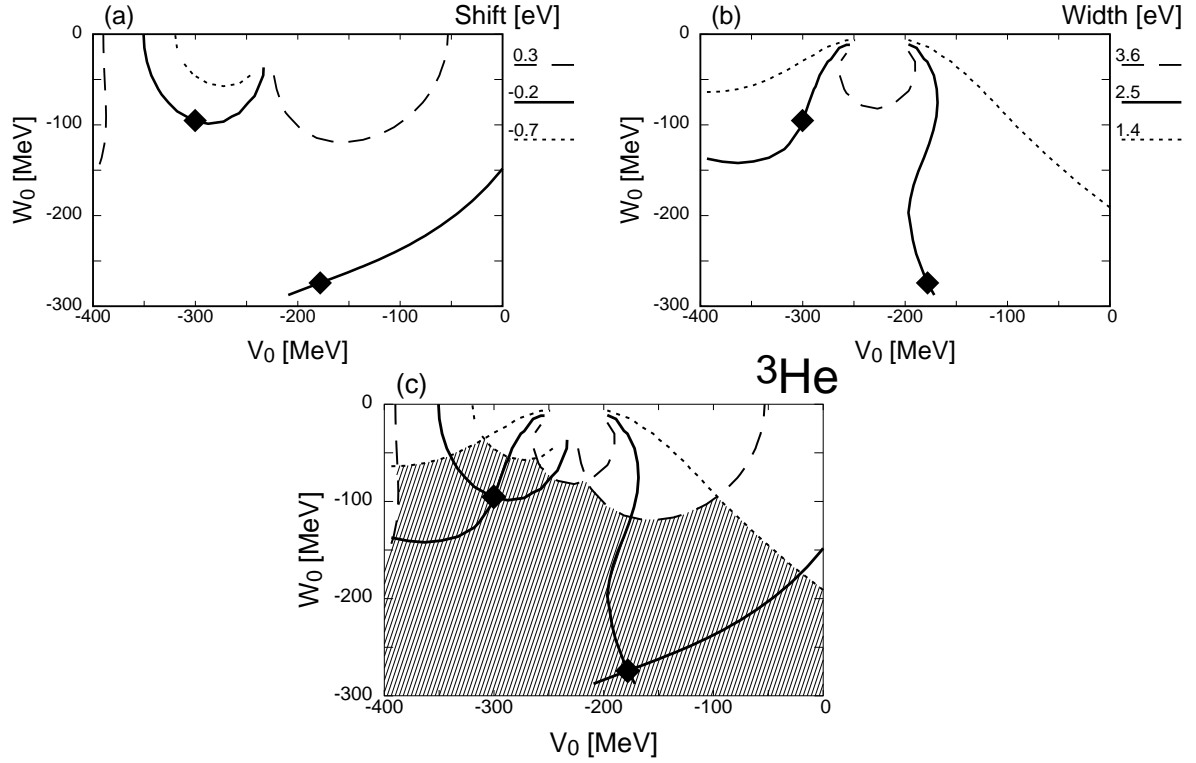


Fig. 3 The contour plots of the shift of the $3d \rightarrow 2p$ transition energy (a) and the $2p$ level width of the kaonic ${}^3\text{He}$ atom (b) in the plane of the potential parameters V_0 and W_0 defined in Eq. (4). The V_0 and W_0 values that reproduce the central values of the experimental data are shown by the solid lines. The V_0 and W_0 values reproducing the upper and lower bounds of the experimental data are shown by the dashed and the dotted lines. The experimental shift and width of the $K^- - {}^3\text{He}$ atom are reproduced simultaneously by the potential parameters $(V_0, W_0) = (-178, -274)$ MeV (HE3-A) and $(-300, -95)$ MeV (HE3-B) shown by the solid diamonds in the figures. Panel (c) shows the overlaid contour plot of the transition energy shift (a) and the width of the $K^- - {}^3\text{He}$ atom (b) in the same $V_0 - W_0$ plane. The hatched region indicates the potential parameters that are consistent with the experimental data of the shift and width of ${}^3\text{He}$.

Table 3 Same as Table 2 except for the $K^- - {}^4\text{He}$ system. These potential parameters HE4-A and HE4-B are shown as the solid circles in Figs. 4, 5, 11, 12.

${}^4\text{He}$	HE4-A		HE4-B	
[MeV]	Real	Imag	Real	Imag
U at $\rho = \rho_0$ (V_0 and W_0)	-58	-56	-287	-43
$U(r = 0)$	-117	-113	-581	-87

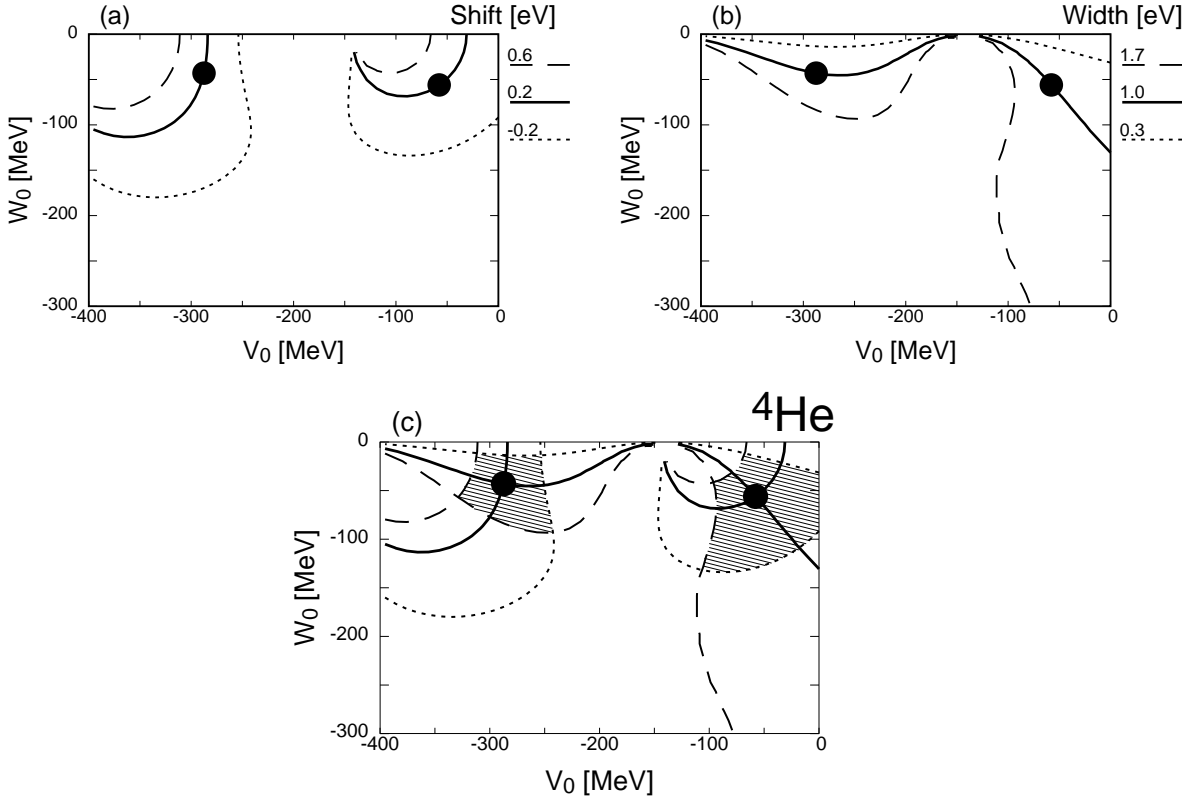


Fig. 4 Same as Fig. 3 except for the kaonic ${}^4\text{He}$ atomic state. The experimental shift and width of the $K^- - {}^4\text{He}$ atom are reproduced simultaneously by the potential parameters $(V_0, W_0) = (-58, -56)$ MeV (HE4-A) and $(-287, -43)$ MeV (HE4-B) shown by the solid circles in the figures.

3.3. Combined study of kaonic ${}^3\text{He}$ and ${}^4\text{He}$ atoms

We consider combined analyses of both data of ${}^3\text{He}$ and ${}^4\text{He}$ in this section. First, we assume the isoscalar form (IS) for the optical potential, which does not distinguish the proton and neutron densities, and extract the potential parameters consistent with the data of ${}^3\text{He}$ and ${}^4\text{He}$ atoms simultaneously. We show in Fig. 5 the overlaid contour plot of Fig. 3 (c) and Fig. 4 (c). The potential parameters indicated by the solid triangles reproduce atomic states consistent with both $K^- - {}^3\text{He}$ and $K^- - {}^4\text{He}$ atom data. These parameter sets can be categorized as weak-attraction strong-absorption potential $(V_0, W_0) = (-90, -120)$ MeV (IS-A) and strong-attraction weak-absorption potential $(V_0, W_0) = (-280, -70)$ MeV (IS-B). We summarize the strengths of the potential IS-A and IS-B in Table 4. Note that because of the larger central densities of ${}^3\text{He}$ and ${}^4\text{He}$ than the normal nuclear density $\rho_0 = 0.17 \text{ fm}^{-3}$, the depth of the potentials at the nuclear centers are larger than the potential strengths at ρ_0 expressed by the (V_0, W_0) parameters. These potential parameters are considered to reflect average behavior of the kaon interaction with nucleus and are candidates of the potential parameters suited for global description of kaonic atoms. We think, hence, the parameters obtained here are one of the important results deduced from the latest data [10] in this

article. These potential parameters are further investigated by heavier kaonic atoms in Sect. 4.2.

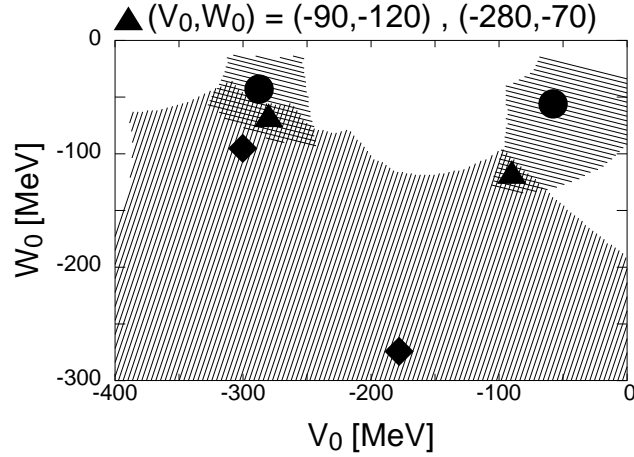


Fig. 5 The overlaid plot of the figures Fig. 3 (c) and Fig. 4 (c) is shown. The solid triangles show the two sets of potential parameters IS-A $(V_0, W_0) = (-90, -120)$ MeV and IS-B $(V_0, W_0) = (-280, -70)$ MeV that are consistent with both $K^- - {}^3\text{He}$ and $K^- - {}^4\text{He}$ atomic data in Ref. [10].

Table 4 The strengths of the isoscalar (IS) kaon-nucleus optical potential IS-A and IS-B, that reproduce all data in Ref. [10] compiled in Table 1 within the errors for both ${}^3\text{He}$ and ${}^4\text{He}$, are summarized for the phenomenological potential form defined in Eq. (4). The potential depths at normal nuclear density (V_0 and W_0 parameters) and those at the center of the ${}^3\text{He}$ and ${}^4\text{He}$ nuclei are shown for the potentials. These potentials are corresponding to the solid triangles in Figs. 5, 10, 11, 12.

${}^3\text{He}$ and ${}^4\text{He}$		IS-A		IS-B	
[MeV]		Real	Imag	Real	Imag
U at $\rho = \rho_0$ (V_0 and W_0)		-90	-120	-280	-70
$U(r = 0)$	${}^3\text{He}$	-119	-159	-370	-93
	${}^4\text{He}$	-182	-243	-566	-142

We, then, consider the potential with the isospin dependence for the $K^- - \text{He}$ systems. Actually, the potential strengths V_0 and W_0 for the kaonic ${}^3\text{He}$ and ${}^4\text{He}$ atoms listed in Table 2 and 3 may suggest the different contributions from $K^- - p$ and $K^- - n$ interaction. The isospin dependence of the $\bar{K}N$ interaction is also anticipated theoretically [32]. Though the accuracy of the data seems not enough to determine the isospin dependence, we consider,

as an estimation, a phenomenological potential form with the isospin dependence as,

$$\tilde{U}(r) = [V_p + iW_p] \frac{\rho_p(r)}{\rho_0} + [V_n + iW_n] \frac{\rho_n(r)}{\rho_0} , \quad (5)$$

where ρ_p and ρ_n are the proton and neutron distributions. Assuming the same form for the proton and neutron distributions for each nucleus, we have $\rho_p(r) = \frac{2}{3}\rho(r)$ and $\rho_n(r) = \frac{1}{3}\rho(r)$ for ${}^3\text{He}$ and $\rho_p(r) = \rho_n(r) = \frac{1}{2}\rho(r)$ for ${}^4\text{He}$ and, thus, the potential takes forms as,

$$\tilde{U}(r) = \frac{2V_p + V_n}{3} \frac{\rho(r)}{\rho_0} + i \frac{2W_p + W_n}{3} \frac{\rho(r)}{\rho_0} \quad (\text{for } {}^3\text{He}) , \quad (6)$$

and

$$\tilde{U}(r) = \frac{V_p + V_n}{2} \frac{\rho(r)}{\rho_0} + i \frac{W_p + W_n}{2} \frac{\rho(r)}{\rho_0} \quad (\text{for } {}^4\text{He}) . \quad (7)$$

If we adopt these potential forms to the parameter sets $(V_0, W_0) = (-300, -95)$ MeV for $K^- - {}^3\text{He}$ and $(-287, -43)$ MeV for $K^- - {}^4\text{He}$ in Tables 2 and 3, we have $(V_p, W_p) = (-326, -199)$ MeV, and $(V_n, W_n) = (-248, 113)$ MeV. The values for proton and neutron terms are largely different and they could indicate the existence of the relatively large isospin dependence in the kaon-nucleus optical potential. At the same time the sign of W_n is found to be positive, which is unnatural. This might indicate that effects beyond linear density contributions, such as two nucleon absorptions of kaon, could be significant in such higher densities as reported in Ref. [33]. For further studies, we need more accurate data to determine the isospin dependence.

4. Discussions on kaonic atom optical potential

In this section, we investigate the features and the implications of the kaon-nucleus optical potential with the parameters which are determined in the last section and are listed in Tables 2, 3, and 4.

4.1. Kaonic 1s atoms in ${}^3\text{He}$ and ${}^4\text{He}$

In order to study further implications and explore the validity of the potentials HE3-A, -B and HE4-A, -B, we investigate the atomic 1s states in ${}^3\text{He}$ and ${}^4\text{He}$. The atomic 1s states are more sensitive to the strong interaction than the 2p state, because the s states are free from the centrifugal barrier. Thus, we expect to obtain further information on the optical potential by experimental studies of the atomic 1s states. Here we show our theoretical predictions of the binding energies and widths for the atomic 1s state in ${}^3\text{He}$ and ${}^4\text{He}$ calculated with the potentials determined by the experimental data of the 2p states. With comparison of these calculations with future experiments we will be able to distinguish better potentials.

We adopt the potential parameters HE3-A, -B, and HE4-A, -B determined in Sect. 3.2 to the theoretical study of the 1s states. The calculated results are shown in Table 5. The difference of the energy of the electromagnetic states in ${}^3\text{He}$ and ${}^4\text{He}$ mainly stems from the difference of the reduced mass of the systems. Since the width of the 1s state is much smaller than the level spacing of the kaonic atom states, the 1s states will be able to find experimentally as a discrete state. We also find clear differences in the predictions of the 1s states for two parameter sets both of ${}^3\text{He}$ and ${}^4\text{He}$, although these parameters provide almost same energies and widths of the 2p states. In the $K^- - {}^3\text{He}$ system, the calculation

shows around 0.5 keV difference in the shift of the $2p \rightarrow 1s$ transition energy between the results by HE3-A and HE3-B. The difference of the widths of the $1s$ state is so large that the width by HE3-B is more than twice of that by HE3-A. In $K^- - {}^4\text{He}$, the difference of the energy shift is larger than 3 keV, while the difference in the $1s$ width is as small as around 0.6 keV.

As for possible experiments for the $1s$ state observation, we could think of the X-ray spectroscopy as in Ref. [10] first as a realistic method. As another possible candidate of the experiments, we could think of the (K^-, p) reaction with nuclear targets that was studied theoretically in Ref. [34]. In this reaction one observes the energy of the emitted protons and obtains the energy spectrum of kaonic atoms by the missing mass technique. We hope that our research will encourage to conduct experiments in the near future.

Table 5 The calculated energies (E) and widths (Γ) of the kaonic $1s$ and $2p$ atomic states for ${}^3\text{He}$ and ${}^4\text{He}$ in units of keV. The energies calculated only with the electromagnetic potential are shown in the column of ‘Electromagnetic state’. The results obtained with the full potential for parameters HE3-A, -B and HE4-A, -B are shown in the columns in the table as indicated. The $2p \rightarrow 1s$ transition energies ($E_{2p \rightarrow 1s}$) and their shifts (ΔE) due to the optical potential are also shown.

${}^3\text{He}$ [keV]	Electromagnetic state	HE3-A		HE3-B	
Atomic state	E	E	Γ	E	Γ
$1s$	-44.7484	-38.1513	5.6302	-38.6419	11.5738
$2p$	-11.1951	-11.1949	2.50×10^{-3}	-11.1949	2.49×10^{-3}
$E_{2p \rightarrow 1s}$	33.5533	26.9564		27.4470	
ΔE		-6.5969		-6.1063	

${}^4\text{He}$ [keV]	Electromagnetic state	HE4-A		HE4-B	
Atomic state	E	E	Γ	E	Γ
$1s$	-46.5017	-40.1397	5.2594	-37.0823	4.6759
$2p$	-11.6242	-11.6244	1.01×10^{-3}	-11.6244	9.99×10^{-4}
$E_{2p \rightarrow 1s}$	34.8775	28.5153		25.4579	
ΔE		-6.0564		-9.4196	

4.2. Kaonic atoms in heavy nuclei

We apply the isoscalar form of the optical potentials with the parameter sets IS-A and IS-B in Table 4 to the global study of heavier kaonic atoms. We compare our calculated energy shifts and widths with the data in Refs. [35–40], which are summarized in Table 6, and we find out the potential parameters better suited for the global description of the kaonic atoms in the periodic table. The potential suited for the global fit is expected to describe well the average behavior of the kaon-nucleus interaction. In the following calculations, we consider isotope nuclei having the largest natural abundance for each atomic number. We use the charge distributions of the modified harmonic oscillator form for the nuclei with the atomic number $3 \leq Z \leq 8$ and the Woods-Saxon form for those with larger Z . The parameters of

the charge distributions are taken from Refs. [41, 42]. The nuclear density distributions $\rho(r)$ in Eq. (4) are deduced from the charge distributions as explained in Ref. [43].

The calculated results are shown and compared with the experimental data in Figs. 6-9. As can be seen clearly in the figures, the parameter IS-A (V_0, W_0) = $(-90, -120)$ MeV

Table 6 Observed data of the shift of the transition energies ΔE and the level widths Γ for the heavier kaonic atoms considered in this article. The data are taken from Refs. [35–40].

Z	Nucleus	Transition	ΔE [keV]	Γ [keV]	Ref.
3	Li	$3d \rightarrow 2p$	0.002 ± 0.026	0.055 ± 0.029	[35]
4	Be	$3d \rightarrow 2p$	-0.079 ± 0.021	0.172 ± 0.58	[35]
5	B	$3d \rightarrow 2p$	-0.167 ± 0.035	0.700 ± 0.080	[36]
6	C	$3d \rightarrow 2p$	-0.590 ± 0.080	1.730 ± 0.150	[36]
8	O	$4f \rightarrow 3d$	-0.025 ± 0.018	0.017 ± 0.014	[37]
12	Mg	$4f \rightarrow 3d$	-0.027 ± 0.015	0.214 ± 0.015	[37]
13	Al	$4f \rightarrow 3d$	-0.130 ± 0.050	0.490 ± 0.160	[38]
			-0.076 ± 0.014	0.442 ± 0.022	[37]
14	Si	$4f \rightarrow 3d$	-0.240 ± 0.015	0.810 ± 0.120	[38]
			-0.130 ± 0.015	0.800 ± 0.033	[37]
15	P	$4f \rightarrow 3d$	-0.330 ± 0.08	1.440 ± 0.120	[36]
16	S	$4f \rightarrow 3d$	-0.550 ± 0.06	2.330 ± 0.200	[36]
			-0.43 ± 0.12	2.310 ± 0.170	[39]
			-0.462 ± 0.054	1.96 ± 0.17	[37]
17	Cl	$4f \rightarrow 3d$	-0.770 ± 0.40	3.80 ± 1.0	[36]
			-0.94 ± 0.40	3.92 ± 0.99	[40]
			-1.08 ± 0.22	2.79 ± 0.25	[39]
27	Co	$5g \rightarrow 4f$	-0.099 ± 0.106	0.64 ± 0.25	[37]
28	Ni	$5g \rightarrow 4f$	-0.180 ± 0.070	0.59 ± 0.21	[38]
			-0.246 ± 0.052	1.23 ± 0.14	[37]
29	Cu	$5g \rightarrow 4f$	-0.240 ± 0.220	1.650 ± 0.72	[38]
			-0.377 ± 0.048	1.35 ± 0.17	[37]
47	Ag	$6h \rightarrow 5g$	-0.18 ± 0.12	1.54 ± 0.58	[37]
48	Cd	$6h \rightarrow 5g$	-0.40 ± 0.10	2.01 ± 0.44	[37]
49	In	$6h \rightarrow 5g$	-0.53 ± 0.15	2.38 ± 0.57	[37]
50	Sn	$6h \rightarrow 5g$	-0.41 ± 0.18	3.18 ± 0.64	[37]

is significantly better suited to describe the kaonic atom data in the wide range of the periodic table than IS-B. The potential with the parameter IS-B has a so large real part and provides the nuclear state with the same angular momenta as the atomic state as explained in the following sections. Consequently, the level repulsion between atomic and nuclear states makes the shift of the atomic states repulsive, while the potential with the parameter IS-A has the large imaginary part which makes the shift repulsive. Thus, the results obtained in this article, that the parameters IS-A is better suited for the global description of the kaonic atom data, support the conclusion in Ref. [18] and show the same features of the

kaon-nucleus optical potential which can reproduce the kaonic atom data in the wide range of the periodic table.

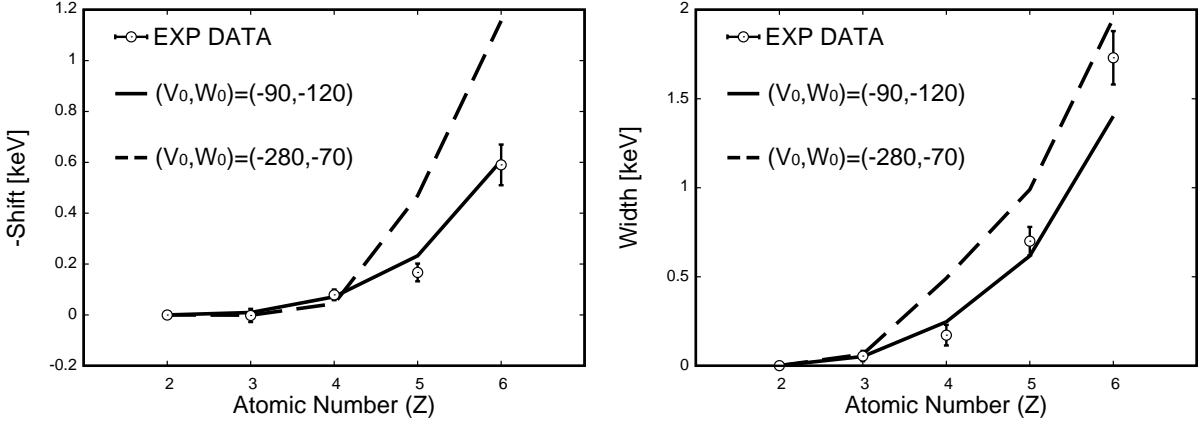


Fig. 6 The calculated results of the energy shifts of the $3d \rightarrow 2p$ transition (Left) and the $2p$ level widths of the kaonic atoms (Right) with the experimental data compiled in Table 6 [35–40]. The horizontal axis shows the atomic number Z of the nucleus. We consider an isotope nucleus with the largest natural abundance for each Z for the theoretical calculations. For helium, we show the data of ^4He in Ref. [10]. The parameters of the optical potential (IS-A and IS-B) used for the calculations are indicated in the figures.

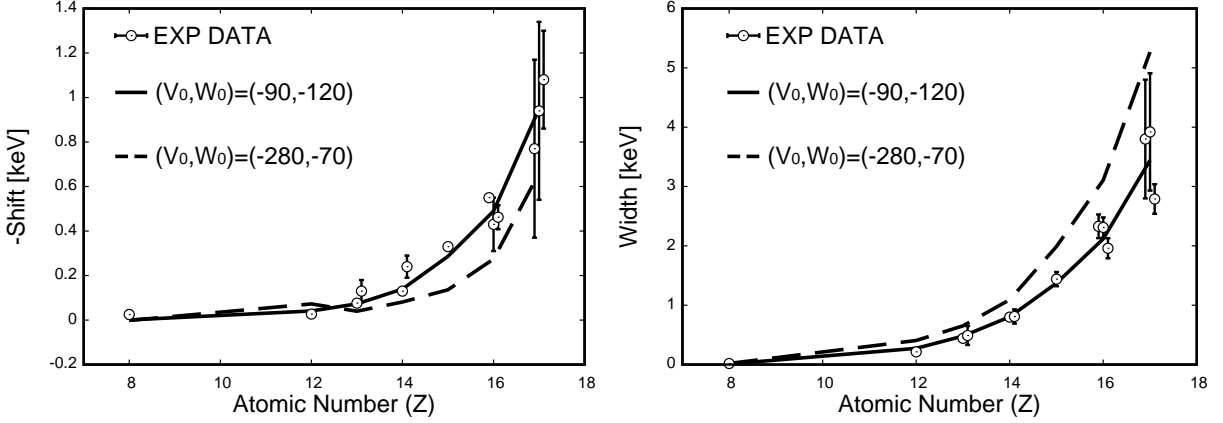


Fig. 7 Same as Fig. 6 except for the $4f \rightarrow 3d$ transitions and the $3d$ level widths of the kaonic atoms.

4.3. Structure of kaonic atoms and effects from possible kaonic nuclei in $^3, ^4\text{He}$

If the optical potential is attractively strong enough, kaonic nuclear states, which are compact bound states induced by strong interaction, can be formed. If atomic states have the same quantum numbers with such nuclear states, they may receive certain influence from the nuclear states, such as level repulsion induced by state mixing. Here we consider the effects of possible nuclear states on the kaonic atom structure in ^3He and ^4He . In the studies of

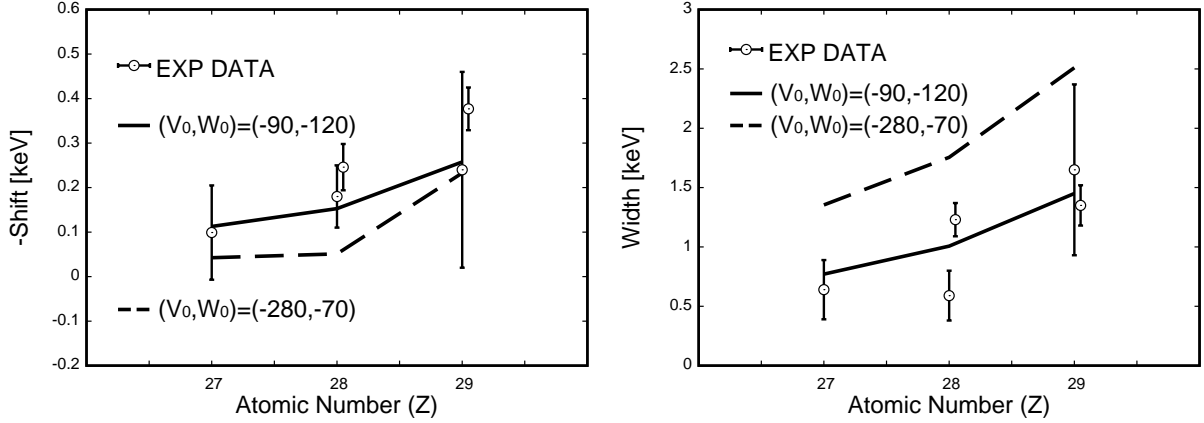


Fig. 8 Same as Fig. 6 except for the $5g \rightarrow 4f$ transitions and the $4f$ level widths of the kaonic atoms.

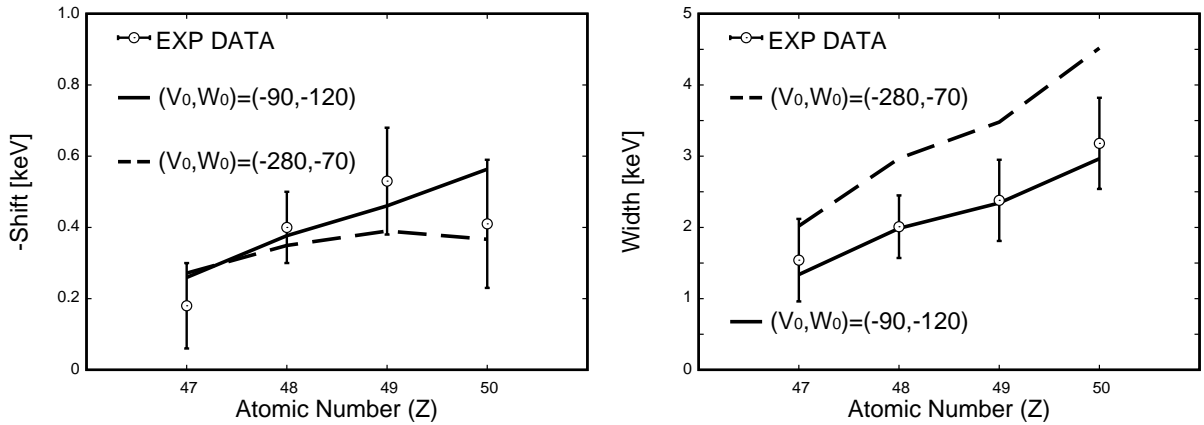


Fig. 9 Same as Fig. 6 except for the $6h \rightarrow 5g$ transitions and the $5g$ level widths of the kaonic atoms.

the kaonic nuclear structure, the hadron degrees of freedom and the energy dependence of the interaction are expected to be more important. Nevertheless, because we focus on the nature of the atomic states, our study on kaonic nuclear states here should be considered to be rather qualitative. The mutual influence between the atomic and nuclear states of kaon with the same angular momentum are interesting to be mentioned. Here we just use the same optical potential also for the nuclear states.

We show in Fig. 10 (Lower) the contour plots of the shift and width of the $2p$ atomic state of the $K^- - {}^3\text{He}$ system in the $V_0 - W_0$ plane, which are essentially the same plots as Fig. 3 but contain more detailed information. In Fig. 10, we show the boundary of the potential parameters which allow the existence of the kaonic nuclear p states by the white line and the nuclear p state(s) exists in the parameter region left to the white line. The shifts and widths obtained with smaller W_0 have strong V_0 dependence. In particular, closed to the white line the shift suddenly changes its sign and the width has a maximum. This feature is clearly shown in the upper figures of Fig. 10 where the shift and width are plotted as functions of V_0 for a fixed $W_0 = -50$ MeV. These plots indicate typical influence of the

existence of a nuclear state on the shift and width of the atomic state with the same angular momentum. Closed to the white line which is the boundary for the existence of the nuclear state, the binding energy of the nuclear state is so small that large mixing of the atomic and nuclear states with the same quantum numbers take place. These characteristic behavior of the shift and width stem from the occurrence of the level crossing between the nuclear state and atomic states. In Fig. 11, we show the same contour plots as Fig. 10 (Lower) for the atomic $2p$ state in $K^- - {}^4\text{He}$. The boundary of the existence of the nuclear p state is again represented by the white line. As we can see from Figs. 10 and 11, two kinds of the potential parameter sets in Tables 2, 3, and 4 determined by the data [10] are distinguished by the boundaries of the existence of the kaonic nuclear p states.

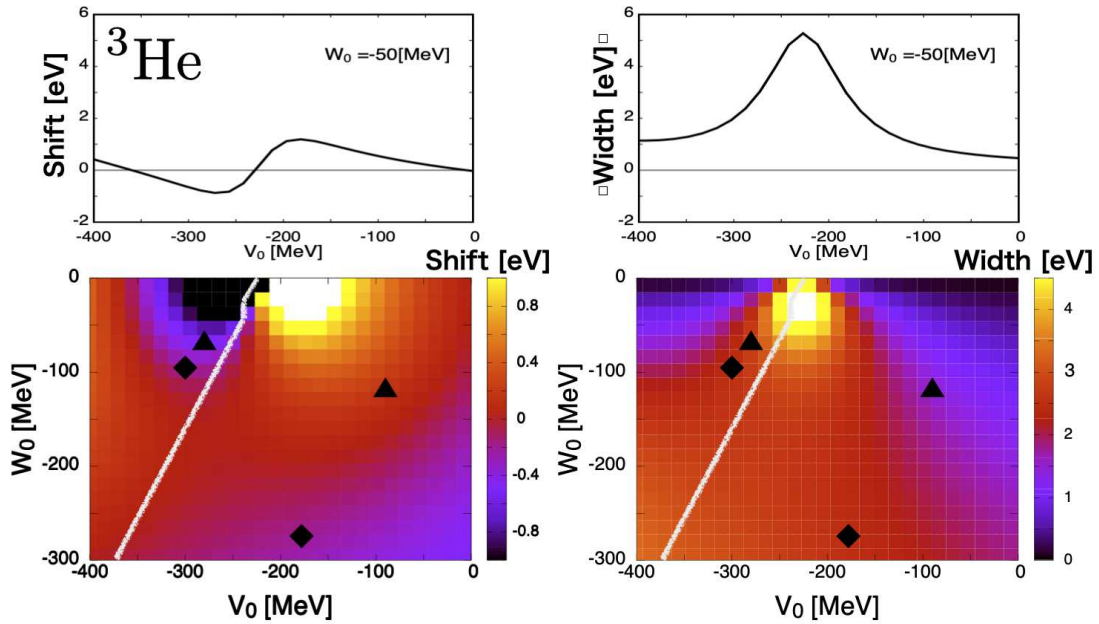


Fig. 10 (Upper) The V_0 dependence of the shift of the $3d \rightarrow 2p$ transition energy and the $2p$ level width of the kaonic ${}^3\text{He}$ atom calculated with $W_0 = -50$ MeV. (Lower) the contour plots of the shift and the width of the kaonic ${}^3\text{He}$ atom in the plane of the parameters V_0 and W_0 . The potential parameters in the region to the left of the white line allow the existence of the kaonic nuclear p state(s). The solid diamonds in the figures indicate the potential parameter sets of HE3-A and HE3-B in Table 2 by which we can reproduce the experimental shift and width of the $K^- - {}^3\text{He}$ atom simultaneously. The solid triangles indicate the parameter sets of IS-A and IS-B in Table 4.

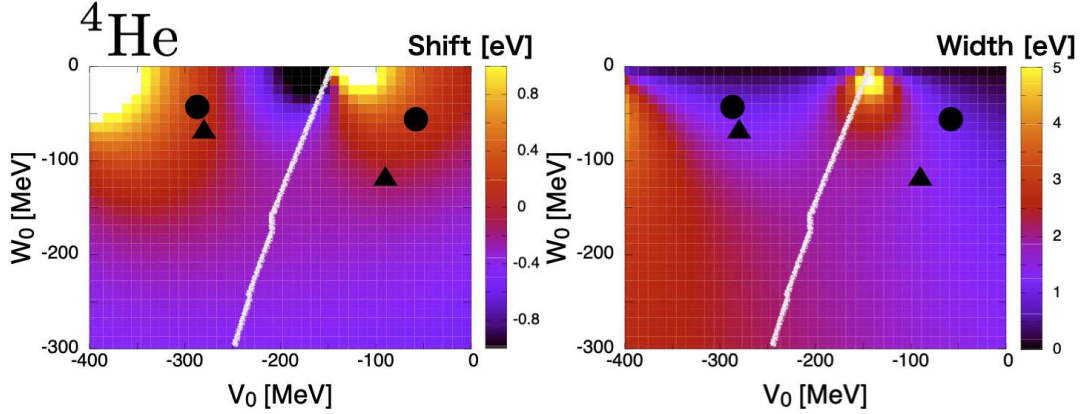


Fig. 11 Same contour plots as Fig. 10 (Lower) except for the kaonic ${}^4\text{He}$ atomic state. The solid circles indicate the potential parameter sets of HE4-A and HE4-B in Table 3 by which we can reproduce the experimental shift and width of the $K^- - {}^4\text{He}$ atom simultaneously.

We show in Fig. 12 the contour plots of the shifts of the $2p \rightarrow 1s$ transition energies and the widths of the $1s$ states of kaonic atoms in ${}^3\text{He}$ and ${}^4\text{He}$. The parameter sets, IS-A and IS-B, are also indicated in the figures. We can see the similar behavior of the shift and width for smaller $|W_0|$ region even with small $|V_0|$ to those in the contour plots of Fig. 10 and 11. This indicates the existence of the nuclear s states because this characteristic behavior of the shift and width stems from the mixing of the atomic and nuclear states. Considering also the results by E15 [9] and the tendency of the mass number dependence of the binding energy of the kaonic nuclear s states found theoretically in Refs. [19–28], we conclude that the existence of the nuclear s state(s) in ${}^3\text{He}$ and ${}^4\text{He}$ is highly plausible. All the potential parameter sets reported in this article do not contradict this expectation as we can see in Fig. 12. The nuclear s states can strongly affect the atomic s states and change the binding energy and the width of the atomic s states largely. Thus, the origin of the discrepancies in the calculated results for the atomic $1s$ states by HE3-A, -B for ${}^3\text{He}$ and HE4-A, -B for ${}^4\text{He}$ in Table 5 is naturally expected to be related to the structure of the kaonic nuclear s states. Hence, the observation of the atomic $1s$ state in ${}^3,4\text{He}$ is expected to provide the information on the potential parameters and the kaonic nuclear s states, too. At the same time, it will be interesting to fix the angular momentum of the kaonic nuclear state(s) in

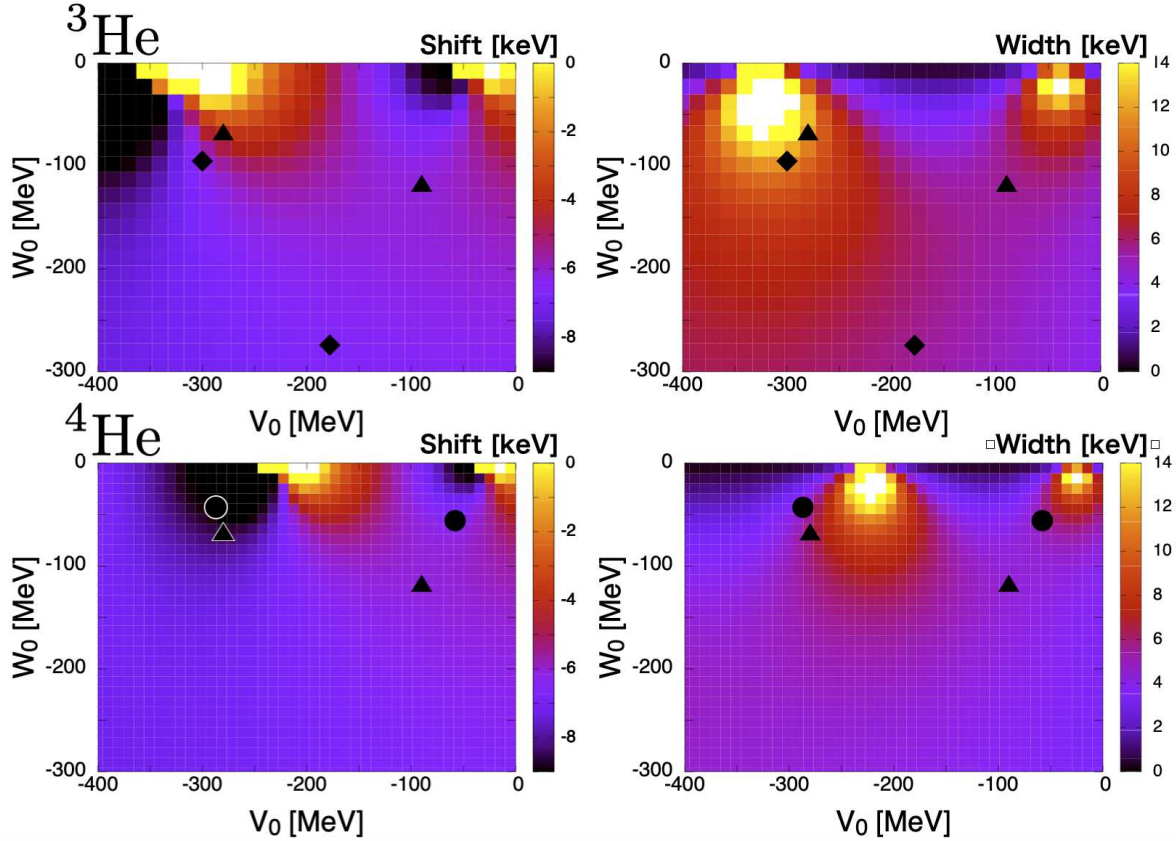


Fig. 12 The contour plots of the shifts of the $2p \rightarrow 1s$ transition energies (Left) and the $1s$ level widths (Right) of kaonic ${}^3\text{He}$ (Upper) and ${}^4\text{He}$ (Lower) atoms. The solid triangles show the two sets of the potential parameters IS-A and IS-B in Table 4. The solid diamonds and circles indicate the potential parameters listed in Table 2 for ${}^3\text{He}$ (HE3-A and HE3-B) and Table 3 for ${}^4\text{He}$ (HE4-A and HE4-B), respectively.

${}^3\text{He}$ and ${}^4\text{He}$, and clarify the (non-) existence of the kaonic nuclear p state to develop the unified understandings of the structure of kaonic atoms and kaonic nuclei in He.

4.4. Kaonic nuclear states in heavy nuclei

We also examine the possibility of the existence of kaonic nuclear states by using our isoscalar optical potential parameters IS-A and IS-B given in Table 4 for heavier nuclei listed in Table 6, for which the energy and width of the kaonic atomic states are observed. We study the kaonic nuclear states that have the same angular momentum ℓ with the atomic state for each nucleus shown in Table 6, because these nuclear states can give influence to the atomic states observed in experiments due to the state mixing as discussed in the previous section. We find that, the optical potential IS-B, which has a larger attractive potential, provides kaonic nuclear states with the same angular momentum as the atomic state for all nucleus in Table 6, while the potential IS-A, which has a shallower attractive potential, does not give the corresponding nuclear states for nuclei with $Z \leq 28$ and provides bound states in Cu with $\ell = 3$ and heavier nuclei. For the shallower IS-A potential, kaonic nuclear p states

exist for nuclei with $Z \geq 29$, which are much heavier than C, which is the heaviest nucleus in which the kaonic $2p$ atomic state is observed.

Finally, we mention here a past work [44] in which a set of the potential parameters was extracted by investigating observed $^{12}\text{C}(K^-, p)$ spectrum using a phenomenological potential similar with Eq. (4). The spectrum was reproduced by their best potential with the strength $(-80, -40)$ MeV at the nuclear center of ^{11}B for a wide range of K^- kinetic energy $(E - M_K)$ from -300 MeV to $+40$ MeV [44]. It should be noted that their nuclear density at the center of ^{11}B used in Ref. [44] is slightly different from the normal nuclear density and the potential strength of Ref. [44] is corresponding to the value of $(V_0, W_0) = (-74, -37)$ MeV in our formulation. These potential parameters are different from our IS-A and IS-B that we find with the kaonic He atoms, while they provide 0.46 eV for the shift and 1.01 eV for the width for the $2p$ state of the $K^- - ^4\text{He}$ atom, which are consistent with the recent ^4He data reported in Ref. [10] within the errors. The comparison of the results obtained in this article and those in Ref. [44] may provide the information on the energy dependence of the potential and/or the effects of possible nuclear deformation of the kaonic nuclear states.

5. Summary

We study the features and the implications of the kaon-nucleus optical potential determined based on the latest high precision kaonic atom data in Ref. [10] in this article. We adopt the phenomenological form of the optical potential and find the complex potential parameters by the experimental data in Ref. [10]. The energy shift and width of the $K^- - ^3\text{He}$ data and the $K^- - ^4\text{He}$ data are reproduced by the potential parameters shown in Table 2 (HE3-A and HE3-B) and Table 3 (HE4-A and HE4-B), respectively. The parameters in Table 4 (IS-A and IS-B) provide the energy shifts and widths consistent with the both data of $K^- - ^3\text{He}$ and $K^- - ^4\text{He}$. We find that the obtained parameters in Table 2 and Table 3 may indicate the possible strong isospin dependence of the kaon-nucleus optical potential, and we also find that the constraints to the potential parameters by the data of ^3He are weaker than those by the data of ^4He . The comparison of the data with the results by the theoretical potentials [12, 15] are also shown.

We apply the potential parameters to the studies of other kaonic atom states. We calculate the atomic $1s$ states in ^3He and ^4He using the potential parameters HE3-A, -B and HE4-A, -B. We find that the $1s$ states exist as discrete states and they will provide the further information on the optical potential. We also study the kaonic atoms in heavier nuclei using the IS-A and IS-B potential parameters and find that the IS-A parameters are better suited for the global description of the kaonic atoms in the wide range of the periodic table. The IS-A parameter set has the relatively weak real part and strong imaginary part as studied in Ref. [18]. We then consider the kaonic nuclear states in ^3He and ^4He by the same theoretical framework with the optical potential and investigate the effects of the nuclear states on the observables of the kaonic atoms. We find that the existence of the kaonic nuclear states with the same angular momentum as the atomic states affects the atomic state structure. Thus, we think that the determination of the quantum numbers of the kaonic nuclear states is important not only for the study of the kaonic nuclear states but also for the studies of the

kaonic atoms and the optical potential. We also study the existence of the kaonic nuclear states with the same angular momentum as the existing atomic data for the heavier nuclei.

Based on the present study of the kaon-nucleus bound systems by the optical potential framework, we conclude that the further studies of the kaonic atoms especially $1s$ states in ${}^3,4\text{He}$ and the determination of the orbital angular momentum of the kaonic nuclear states are interesting and important to determine the kaon-nucleus interaction decisively and to develop the unified understandings of the kaonic atoms and kaonic nuclei. The widths of the kaonic $1s$ atoms in He are significantly smaller than the level spacing and the $1s$ states exist as the discrete states as deeply bound pionic atoms [4, 6–8] which can be observed if we can find the appropriate methods. Experimental methods based on hadronic reaction [34] and/or X-ray spectroscopy [10] would be candidates. The improvements of the data of kaonic $2p$ atoms in He is also important for the better determination of the kaon-nucleus interaction as discussed in this article. The determination of the quantum numbers of the kaonic nuclear states is one of the important next challenge after the confirmation of the existence of the state [9], and it has the important meanings for the unified study of the kaon-nuclear systems because of the mutual influence between the atomic and nuclear states with the same angular momentum.

In addition, we could even study the possible differences of the K^- – nucleus interaction between the $1s$ and $2p$ atomic states since all nucleons in a helium nucleus are in the s state in a good approximation and thus, the angular momenta between K^- – nucleus and K^- – nucleon are expected to be same. Hence, the atomic $1s$ state is expected to be more sensitive to $\bar{K}N$ s wave amplitude than the atomic $2p$ state.

Acknowledgement

This work was partly supported by JSPS KAKENHI Grant Numbers JP22K03607, JP23K03417. The work of D.J. was partly supported by Grants-in-Aid for Scientific Research from JSPS (21K03530, 22H04917, 23K03427).

References

- [1] C. J. Batty, E. Friedman and A. Gal, Phys. Rept. **287**, 385-445 (1997).
- [2] E. Friedman and A. Gal, Phys. Rept. **452**, 89-153 (2007).
- [3] R. S. Hayano and T. Hatsuda, Rev. Mod. Phys. **82**, 2949 (2010).
- [4] T. Yamazaki, S. Hirenzaki, R. S. Hayano and H. Toki, Phys. Rept. **514**, 1-87 (2012).
- [5] V. Metag, M. Nanova and E. Y. Paryev, Prog. Part. Nucl. Phys. **97**, 199-260 (2017).
- [6] S. Hirenzaki and N. Ikeno, Handbook of Nuclear Physics. (eds) Tanihata, I., Toki, H., Kajino, T. Springer, Singapore. doi:10.1007/978-981-15-8818-1_35-1.
- [7] K. Itahashi, Handbook of Nuclear Physics. (eds) Tanihata, I., Toki, H., Kajino, T. Springer, Singapore. doi:10.1007/978-981-15-8818-1_36-1.
- [8] T. Nishi *et al.* [piAF], Nature Phys. **19** (2023) no.6, 788-793.
- [9] S. Ajimura *et al.* [J-PARC E15], Phys. Lett. B **789**, 620-625 (2019),
T. Yamaga *et al.* [J-PARC E15], Phys. Rev. C **102**, no.4, 044002 (2020).
- [10] T. Hashimoto *et al.* [J-PARC E62], Phys. Rev. Lett. **128**, no.11, 112503 (2022).
- [11] Y. Akaishi, Proceedings of EXA2005 (2006) 45-53, doi:10.1553/exa05s45.
- [12] J. Mares, E. Friedman and A. Gal, Nucl. Phys. A **770**, 84-105 (2006).
- [13] N. Kaiser, P. B. Siegel and W. Weise, Nucl. Phys. A **594**, 325-345 (1995).
- [14] E. Oset and A. Ramos, Nucl. Phys. A **635**, 99-120 (1998).
- [15] A. Ramos and E. Oset, Nucl. Phys. A **671**, 481-502 (2000).
- [16] D. Jido, J. A. Oller, E. Oset, A. Ramos and U. G. Meissner, Nucl. Phys. A **725**, 181-200 (2003).
- [17] S. Hirenzaki, Y. Okumura, H. Toki, E. Oset and A. Ramos, Phys. Rev. C **61** 055205 (2000).
- [18] Y. Iizawa, D. Jido, N. Ikeno, J. Yamagata-Sekihara and S. Hirenzaki, [arXiv:1907.05626 [nucl-th]].
- [19] Y. Akaishi and T. Yamazaki, Phys. Rev. C **65**, 044005 (2002).

-
- [20] T. Yamazaki and Y. Akaishi, Phys. Lett. B **535** (2002), 70-76.
- [21] N. V. Shevchenko, A. Gal, J. Mares and J. Revai, Phys. Rev. C **76**, 044004 (2007).
- [22] S. Wycech and A. M. Green, Phys. Rev. C **79** (2009), 014001.
- [23] A. Dote, T. Hyodo and W. Weise, Phys. Rev. C **79**, 014003 (2009).
- [24] Y. Ikeda and T. Sato, Phys. Rev. C **79**, 035201 (2009).
- [25] N. Barnea, A. Gal and E. Z. Liverts, Phys. Lett. B **712** (2012), 132-137.
- [26] T. Sekihara, E. Oset and A. Ramos, PTEP **2016**, no.12, 123D03 (2016).
- [27] S. Ohnishi, W. Horiuchi, T. Hoshino, K. Miyahara and T. Hyodo, Phys. Rev. C **95**, no.6, 065202 (2017).
- [28] A. Doté, T. Inoue and T. Myo, Phys. Lett. B **784**, 405-410 (2018).
- [29] N. Ikeno, J. Yamagata-Sekihara, H. Nagahiro and S. Hirenzaki, PTEP **2015**, no.3, 033D01 (2015).
- [30] J. P. Santos, F. Parente, S. Boucard, P. Indelicato and J. P. Desclaux, Phys. Rev. A **71**, 032501 (2005).
- [31] E. Hiyama, Y. Kino and M. Kamimura, Prog. Part. Nucl. Phys. **51**, 223-307 (2003).
E. Hiyama, B. F. Gibson and M. Kamimura, Phys. Rev. C **70**, 031001 (2004).
- [32] K. Miyahara and T. Hyodo, Phys. Rev. C **93**, no.1, 015201 (2016).
- [33] T. Sekihara, J. Yamagata-Sekihara, D. Jido, Y. Kanada-En'yo, J. Yamagata-Sekihara, D. Jido and Y. Kanada-En'yo, Phys. Rev. C **86**, 065205 (2012).
- [34] J. Yamagata, H. Nagahiro, R. Kimura and S. Hirenzaki, Phys. Rev. C **76**, 045204 (2007).
- [35] C. J. Batty, S. F. Biagi, M. Blecher, R. A. J. Riddle, B. L. Roberts, J. D. Davies, G. J. Pyle, G. T. A. Squier and D. M. Asbury, Nucl. Phys. A **282**, 487-492 (1977).
- [36] G. Backenstoss, A. Bamberger, I. Berström, P. Bounin, T. Bunaciu, J. Egger, S. Hultberg, H. Koch, M. Krell and U. Lynen, *et al.* Phys. Lett. B **38**, 181-187 (1972),
G. Backenstoss, J. Egger, H. Koch, H. P. Povel, A. Schwitter and L. Tauscher, Nucl. Phys. B **73**, 189-201 (1974).
- [37] C. J. Batty, S. F. Biagi, M. Blecher, S. D. Hoath, R. A. J. Riddle, B. L. Roberts, J. D. Davies, G. J. Pyle, G. T. A. Squier and D. M. Asbury, *et al.* Nucl. Phys. A **329**, 407-428 (1979).
- [38] P. D. Barnes, R. A. Eisenstein, W. C. Lam, J. Miller, R. B. Sutton, M. Eckhause, J. R. Kane, R. E. Welsh, D. A. Jenkins and R. J. Powers, *et al.* Nucl. Phys. A **231**, 477-492 (1974).
- [39] C. E. Wiegand and G. L. Godfrey, Phys. Rev. A **9**, 2282 (1974).
- [40] R. Kunselman, Phys. Lett. B **34**, 485-487 (1971), Phys. Rev. C **9**, 2469-2470 (1974).
- [41] C. W. De Jager, H. De Vries and C. De Vries, Atom. Data Nucl. Data Tabl. **14**, 479-508 (1974) [erratum: Atom. Data Nucl. Data Tabl. **16**, 580-580 (1975)].
- [42] H. De Vries, C. W. De Jager and C. De Vries, Atom. Data Nucl. Data Tabl. **36**, 495-536 (1987).
- [43] J. Nieves, E. Oset and C. Garcia-Recio, Nucl. Phys. A **554**, 509-553 (1993).
- [44] Y. Ichikawa, J. Yamagata-Sekihara, J. K. Ahn, Y. Akazawa, K. Aoki, E. Botta, H. Ekawa, P. Evtoukhovitch, A. Feliciello and M. Fujita, *et al.* PTEP **2020** (2020) no.12, 123D01.