

# Manify: A Python Library for Learning Non-Euclidean Representations

Philippe Chlenski

PAC@CS.COLUMBIA.EDU

Kaizhu Du

KD2814@COLUMBIA.EDU

Dylan Satow

DMS2315@COLUMBIA.EDU

Itsik Pe'er

ITSIK@CS.COLUMBIA.EDU

*Department of Computer Science  
Columbia University  
New York, NY 11227, USA*

## Abstract

We present **Manify**, an open-source Python library for non-Euclidean representation learning. Leveraging manifold learning techniques, **Manify** provides tools for learning embeddings in (products of) non-Euclidean spaces, performing classification and regression with data that lives in such spaces, and estimating the curvature of a manifold. **Manify** aims to advance research and applications in machine learning by offering a comprehensive suite of tools for manifold-based data analysis. Our source code, examples, datasets, results, and documentation are available at <https://github.com/pchlenski/manify>.

**Keywords:** Representation learning, Riemannian manifolds, non-Euclidean geometry

## 1 Introduction

In recent years, there has been an increased interest in non-Euclidean representation learning. Embedding data in hyperbolic, spherical, or mixed-curvature product spaces can produce much more faithful embeddings (as measured by metric distortion) than traditional Euclidean methods (Gu et al., 2018). This has spurred an interest in adapting conventional machine learning methods to non-Euclidean spaces.

To support the maximum possible number of use cases, we design the **Manify** library around Product Manifolds (PMs): Cartesian products of hyperbolic, hyperspherical, and Euclidean “component manifolds.” They can model heterogeneous curvature while remaining mathematically simple; moreover, they are a superclass for all other constant-curvature spaces: Euclidean Manifolds  $\subset$  Constant-Curvature Manifolds  $\subset$  PMs. The unified PM perspective naturally extends to a wide variety of learning tasks and recovers all hyperbolic/Euclidean variants of machine learning models as special cases. Graph Convolutional Networks (GCNs), which traditionally operate in Euclidean spaces, can be considered under this framework with a single component and used to derive other models: Logistic Regression  $\subset$  MLP  $\subset$  GCN.

In this paper, we present **Manify**, a new open-source Python package that provides three core functions: (a) embedding graphs/distance matrices into PMs, (b) training predictors for PM-valued features, and (c) measuring curvature and signature estimation for PMs.

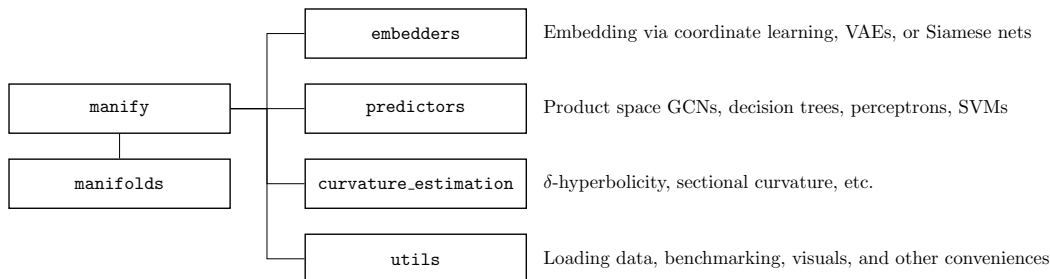


Figure 1: The structure of the **Manify** library, annotated with short descriptions of what can be found in each submodule.

## 2 Related Work

There are a limited number of Python packages for working with PMs. The most prominent one is **Geoopt** (Kochurov et al., 2020), which implements Riemannian Optimization for a variety of non-Euclidean manifolds, including PMs. **Manify** is built on top of **Geoopt** base classes and uses its optimizers for training.

Several research groups have explored non-Euclidean machine learning, but existing implementations are fragmented across multiple repositories, highlighting the need for a unified, maintained library like **Manify**, which builds upon valuable prior work (credited in Appendix A) while providing consistent, modern implementations across the full spectrum of non-Euclidean algorithms.

The closest prior work to **Manify** is **hyperbolic\_learning\_library** (Spengler et al., 2023), which presents a Python library for deep learning in hyperbolic space, including implementations for hyperbolic neural net layers and the Poincaré embedding method described in Nickel and Kiela (2017). In contrast, our library extends to PMs, includes multiple embedding methods, and extends to non-deep learning classifiers like Decision Trees (Chlenski et al., 2025), Perceptrons, and Support Vector Machines (Tabaghi et al., 2021).

## 3 Library structure

In this section, we will discuss the main features in **Manify**. Interested readers can find thorough mathematical details for all of the methods implemented in **Manify** in Appendices C, D, E, and F.

### 3.1 Manifolds

**Manify.manifolds** consists of two classes: **Manifold** and **ProductManifold**, which are extension of their respective **Geoopt** classes. The **Manifold** class handles single-component constant curvature Euclidean, hyperbolic, and hyperspherical manifolds. The **ProductManifold** class supports products of multiple manifolds, combining their geometric properties to create mixed-curvature representations. Both classes implement methods supporting key manifold operations such as distance computations and logarithmic and exponential maps. More details are included in Appendix C.

### 3.2 Embedders

`Manify.embedders` is designed to generate graph and data embeddings in multiple ways. Its implementation details can be found in Appendix C. Here are the core features in `embedders`:

- `Manify.embedders.coordinate_learning`: the coordinate learning algorithm proposed by Gu et al. (2018)
- `Manify.embedder.siamese`: Siamese Neural Networks compatible with product space geometry, modeled off of Corso et al. (2021).
- `Manify.embedders.vae`: the Mixed-Curvature Variational Autoencoder (VAE) proposed by Skopek et al. (2020)

### 3.3 Predictors

`Manify.predictors` implements predictors that work on data with product manifold-valued features. All predictors follow `Scikit-Learn` API conventions such as including `fit` and `predict` methods. Further mathematical details on these algorithms can be found in Appendix E. Here are the core features of `predictors`:

- `Manify.predictors.decision_tree`: the Product Space Decision Tree and Random Forest predictors proposed by Chlenski et al. (2025)
- `Manify.predictors.kappa_gcn`: the  $\kappa$ -GCN predictor proposed by Bachmann et al. (2020)
- `Manify.predictors.perceptron`: Product Space Perceptron proposed by Tabaghi et al. (2021)
- `Manify.predictors.svm`: the Product Space Support Vector Machine (SVM) proposed by Tabaghi et al. (2021)

### 3.4 Curvature Estimation

`Manify.curvature_estimation` provides functions for estimating the curvature of a dataset based on a graph or matrix of pairwise distances, helping users estimate what manifolds are appropriate for embedding their data. More details are included in Appendix F.

- `Manify.curvature_estimation.delta_hyperbolicity`:  $\delta$ -hyperbolicity estimation, as proposed by Gromov (1987). We use the efficient min-max formulation proposed by Jonckheere et al. (2010), as seen in Khrlukov et al. (2019).
- `Manify.curvature_estimation.sectional_curvature`: the per-node sectional curvature estimation method from Gu et al. (2018)

### 3.5 Utilities

`Manify.utils` also provides a set of convenience functions supporting typical data analysis workflows:

- `Manify.utils.benchmarks`: Tools to streamline benchmarking.
- `Manify.utils.dataloaders`: Tools for loading different datasets.
- `Manify.utils.link_prediction`: Preprocessing graphs for link prediction tasks
- `Manify.utils.visualization`: Tools for visualization

## 4 Example Usage

Manify can simply be downloaded from PyPi by `pip install manify`. This code snippet demonstrates how Manify can be used to load, embed, and classify the polblogs dataset:

```
import torch
from manify.manifolds import ProductManifold
from manify.embedders import coordinate_learning
from manify.predictors.decision_tree import ProductSpaceDT
from manify.utils import dataloaders
from sklearn.model_selection import train_test_split

# Load graph data
dists, labels, _ = dataloaders.load("polblogs")

# Create product manifold
pm = ProductManifold(signature=[[1, 4]]) # S^4_1

# Learn embeddings (Gu et al (2018) method)
X, _ = coordinate_learning.train_coords(
    pm=pm,
    dists=dists / dists.max(),
    burn_in_iterations=1000,
    training_iterations=9000
)

# Train and evaluate classifier (Chlenski et al (2025) method)
X_train, X_test, y_train, y_test = train_test_split(X, graph_labels)
tree = ProductSpaceDT(pm=pm, max_depth=3)
tree.fit(X_train, y_train)
print(tree.score(X_test, y_test))
```

## 5 Conclusion and Future Work

We present Manify, an open-source Python package for machine learning in mixed-curvature product manifolds. Although it is particularly well-suited for features (or distances) conforming to spaces of heterogeneous curvature, such as hierarchical data, networks, and certain types of biological data, it nonetheless provides the tools for carrying out machine learning methods in *any* of the geometries described.

Future work should include:

- Carefully validating additional models against their references (VAEs, Siamese Neural Nets, Product Space Perceptrons, Product Space SVMs, and sectional curvature estimation);
- Adding additional models (Transformers/Attention (Cho et al., 2023) and PCA (Tabaghi et al., 2024));
- Fully aligning Manify with Scikit-Learn conventions; and, of course
- Applying Manify to more datasets and workflows!

## Acknowledgments and Disclosure of Funding

All acknowledgements go at the end of the paper before appendices and references. Moreover, you are required to declare funding (financial activities supporting the submitted work) and competing interests (related financial activities outside the submitted work). More information about this disclosure can be found on the JMLR website.

## References

- Gregor Bachmann, Gary Bécigneul, and Octavian-Eugen Ganea. Constant Curvature Graph Convolutional Networks, May 2020. URL <http://arxiv.org/abs/1911.05076>. arXiv:1911.05076 [cs].
- Leo Breiman. Random forests. *Machine Learning*, 45(1):5–32, October 2001. ISSN 1573-0565. doi: 10.1023/A:1010933404324. URL <https://doi.org/10.1023/A:1010933404324>.
- Leo Breiman. *Classification and Regression Trees*. Routledge, New York, October 2017. ISBN 978-1-315-13947-0. doi: 10.1201/9781315139470.
- Ines Chami, Rex Ying, Christopher Ré, and Jure Leskovec. Hyperbolic Graph Convolutional Neural Networks, October 2019. URL <http://arxiv.org/abs/1910.12933>. arXiv:1910.12933 [cs, stat].
- Philippe Chlenski, Ethan Turok, Antonio Moretti, and Itsik Pe’er. Fast hyperboloid decision tree algorithms, March 2024. URL <http://arxiv.org/abs/2310.13841>. arXiv:2310.13841 [cs].
- Philippe Chlenski, Quentin Chu, Raiyan Khan, Kaizhu Du, Antonio Moretti, and Itsik Pe’er. Mixed-curvature decision trees and random forests, October 2025. URL <https://arxiv.org/pdf/2410.13879>. arXiv:2410.13879v2 [cs].
- Sungjun Cho, Seunghyuk Cho, Sungwoo Park, Hankook Lee, Honglak Lee, and Moontae Lee. Curve Your Attention: Mixed-Curvature Transformers for Graph Representation Learning, September 2023. URL <http://arxiv.org/abs/2309.04082>. arXiv:2309.04082 [cs].
- Gabriele Corso, Rex Ying, Michal Pándy, Petar Velickovic, Jure Leskovec, and Pietro Liò. Neural Distance Embeddings for Biological Sequences, October 2021. URL <http://arxiv.org/abs/2109.09740>. arXiv:2109.09740 [cs, q-bio].
- Christopher De Sa, Albert Gu, Christopher Ré, and Frederic Sala. Representation Trade-offs for Hyperbolic Embeddings, April 2018. URL <http://arxiv.org/abs/1804.03329>. arXiv:1804.03329 [cs, stat].
- Jia Deng, Wei Dong, Richard Socher, Li-Jia Li, Kai Li, and Li Fei-Fei. Imagenet: A large-scale hierarchical image database. In *2009 IEEE Conference on Computer Vision and Pattern Recognition*, pages 248–255. Ieee, 2009.

- Manfredo Do Carmo. *Riemannian Geometry*. Springer US, 1992. URL <https://link.springer.com/book/9780817634902>.
- Hervé Fournier, Anas Ismail, and Antoine Vigneron. Computing the gromov hyperbolicity of a discrete metric space. *Information Processing Letters*, 115(6):576–579, 2015. ISSN 0020-0190. doi: <https://doi.org/10.1016/j.ipl.2015.02.002>. URL <https://www.sciencedirect.com/science/article/pii/S0020019015000198>.
- Octavian-Eugen Ganea, Gary Bécigneul, and Thomas Hofmann. Hyperbolic Neural Networks, June 2018. URL <http://arxiv.org/abs/1805.09112>. arXiv:1805.09112 [cs].
- Mikhail Gromov. Hyperbolic groups. In S. M. Gersten, editor, *Essays in Group Theory*, volume 8 of *Mathematical Sciences Research Institute Publications*, pages 75–263. Springer, 1987. doi: [10.1007/978-1-4613-9586-7\\_3](https://doi.org/10.1007/978-1-4613-9586-7_3).
- Albert Gu, Frederic Sala, Beliz Gunel, and Christopher Ré. Learning Mixed-Curvature Representations in Product Spaces. September 2018. URL <https://openreview.net/forum?id=HJxeWnCcF7>.
- Kaiming He, Xiangyu Zhang, Shaoqing Ren, and Jian Sun. Deep residual learning for image recognition. In *Proceedings of the IEEE conference on computer vision and pattern recognition*, pages 770–778, 2016.
- Edmond A. Jonckheere, Patrice Lohsoonthorn, and Fabrice Bonahon. Scaled gromov four-point condition for network graph curvature computation. *Internet Mathematics*, 7(3):137–177, 2010. doi: [10.1080/15427951.2010.10129177](https://doi.org/10.1080/15427951.2010.10129177).
- Valentin Khruikov, Leyla Mirvakhabova, Evgeniya Ustinova, Ivan Oseledets, and Victor Lempitsky. Hyperbolic image embeddings, April 2019. URL <https://arxiv.org/abs/1904.02239>. arXiv:1904.02239 [cs.CV].
- Diederik Kingma and Max Welling. Auto-encoding variational bayes, December 2013. URL <https://arxiv.org/abs/1312.6114>. arXiv:1312.6114 [stats.ML].
- Max Kochurov, Rasul Karimov, and Serge Kozlukov. Geoopt: Riemannian Optimization in PyTorch, July 2020. URL <http://arxiv.org/abs/2005.02819>. arXiv:2005.02819 [cs].
- Dmitri Krioukov, Fragkiskos Papadopoulos, Maksim Kitsak, Amin Vahdat, and Marián Boguñá. Hyperbolic geometry of complex networks. *Physical Review E*, 82(3):036106, September 2010. doi: [10.1103/PhysRevE.82.036106](https://doi.org/10.1103/PhysRevE.82.036106). URL <https://link.aps.org/doi/10.1103/PhysRevE.82.036106>. Publisher: American Physical Society.
- Qi Liu, Maximilian Nickel, and Douwe Kiela. Hyperbolic Graph Neural Networks, October 2019. URL <http://arxiv.org/abs/1910.12892>. arXiv:1910.12892 [cs, stat].
- Yoshihiro Nagano, Shoichiro Yamaguchi, Yasuhiro Fujita, and Masanori Koyama. A Wrapped Normal Distribution on Hyperbolic Space for Gradient-Based Learning, May 2019. URL <http://arxiv.org/abs/1902.02992>. arXiv:1902.02992 [cs, stat].

- Maximilian Nickel and Douwe Kiela. Poincaré Embeddings for Learning Hierarchical Representations, May 2017. URL <http://arxiv.org/abs/1705.08039>. arXiv:1705.08039.
- Fabian Pedregosa, Gaël Varoquaux, Alexandre Gramfort, Vincent Michel, Bertrand Thirion, Olivier Grisel, Mathieu Blondel, Peter Prettenhofer, Ron Weiss, Vincent Dubourg, Jake Vanderplas, Alexandre Passos, David Cournapeau, Matthieu Brucher, Matthieu Perrot, and Edouard Duchesnay. Scikit-learn: Machine Learning in Python. *Journal of Machine Learning Research*, 12(85):2825–2830, 2011. ISSN 1533-7928. URL <http://jmlr.org/papers/v12/pedregosa11a.html>.
- Karen Simonyan and Andrew Zisserman. Very deep convolutional networks for large-scale image recognition. *arXiv preprint arXiv:1409.1556*, 2015.
- Ondrej Skopek, Octavian-Eugen Ganea, and Gary Bécigneul. Mixed-curvature Variational Autoencoders, February 2020. URL <http://arxiv.org/abs/1911.08411>. arXiv:1911.08411 [cs, stat].
- Max Spengler, Philipp Wirth, and Pascal Mettes. Hyppl: The hyperbolic learning library, June 2023. URL <https://arxiv.org/abs/2306.06154>. arXiv:2306.06154 [cs.LG].
- Christian Szegedy, Vincent Vanhoucke, Sergey Ioffe, Jon Shlens, and Zbigniew Wojna. Rethinking the inception architecture for computer vision. In *Proceedings of the IEEE conference on computer vision and pattern recognition*, pages 2818–2826, 2016.
- Puoya Tabaghi, Chao Pan, Eli Chien, Jianhao Peng, and Olgica Milenkovic. Linear Classifiers in Product Space Forms, February 2021. URL <http://arxiv.org/abs/2102.10204>. arXiv:2102.10204 [cs, stat] version: 1.
- Puoya Tabaghi, Michael Khanzadeh, Yusu Wang, and Sivash Mirarab. Principal Component Analysis in Space Forms, July 2024. URL <http://arxiv.org/abs/2301.02750>. arXiv:2301.02750 [cs, eess, math, stat].
- Felix Wu, Tianyi Zhang, Amauri H. Souza Jr., Christopher Fifty, Tao Yu, and Kilian Q. Weinberger. Simplifying graph convolutional networks. *CoRR*, abs/1902.07153, 2019. URL <http://arxiv.org/abs/1902.07153>.

## Appendix A. Code Referenced in this Work

While working on `Manify`, we took inspiration from a variety of existing codebases containing implementations of various components of things we have put into `Manify`. In Table 1, we credit the authors of these repos for their work:

Table 1: This table enumerates and cites any online code resources we consulted during the creation of `Manify`

Repository URL	Purpose	Citation
<a href="https://openreview.net/attachment?id=AN5uo4ByWH&amp;name=supplementary_material">https://openreview.net/attachment?id=AN5uo4ByWH&amp;name=supplementary_material</a>	Code for $\kappa$ -Stereographic Logits in Product Spaces	Cho et al. (2023)
<a href="https://github.com/HazyResearch/hyperbolics/tree/master/products">https://github.com/HazyResearch/hyperbolics/tree/master/products</a>	Variant of coordinate learning; sectional curvature	Gu et al. (2018); De Sa et al. (2018)
<a href="https://github.com/thupchnsky/product-space-linear-classifiers">https://github.com/thupchnsky/product-space-linear-classifiers</a>	Product Space Perceptron and SVM	Tabaghi et al. (2021)
<a href="https://github.com/oskopek/mvae">https://github.com/oskopek/mvae</a>	Mixed-Curvature VAEs	Skopek et al. (2020)
<a href="https://github.com/leymir/hyperbolic-image-embeddings">https://github.com/leymir/hyperbolic-image-embeddings</a>	Delta-hyperbolicity	Khrukov et al. (2019); Fournier et al. (2015)



## Appendix B. List of Symbols

Table 2: Glossary of variables and symbols used in this paper.

Domain	Symbol	Used for
Constants	$N$	Number of samples
	$d$	Number of dimensions
	$\kappa$	Curvature of a manifold
Matrices	$\mathbf{X}$	Matrix of samples in $\mathbb{R}^{n \times d}$
	$\mathbf{W}$	Weight matrix in $\mathbb{R}^{d \times e}$
	$\mathbf{y}$	Vector of labels in $\mathbb{R}^n$
Manifolds	$\mathcal{M}$	Riemannian manifold
	$\mathcal{P}$	Product manifold
	$\mathbf{p}$	Point in a manifold, $\mathbf{p} \in \mathcal{M}$
	$T_{\mathbf{p}}\mathcal{M}$	The tangent space of point $\mathbf{p}$ in $\mathcal{M}$ (a vector space)
	$\mathbf{v}$	A vector in a tangent plane
	$g$	Riemannian metric defining an inner product on $T_{\mathbf{p}}\mathcal{M}$
	$\langle \mathbf{u}, \mathbf{v} \rangle_{\mathcal{M}}$	Inner product of $\mathbf{u}, \mathbf{v} \in T_{\mathbf{p}}\mathcal{M}$
	$\ \mathbf{v}\ _{\mathcal{M}}$	Manifold-appropriate norm of $\mathbf{v}$ in $T_{\mathbf{p}}\mathcal{M}$
	$\delta_{\mathcal{M}}(\mathbf{x}, \mathbf{y})$	Geodesic distance between $\mathbf{x}, \mathbf{y} \in \mathcal{M}$
	$\mathbb{E}^d$	$d$ -dimensional Euclidean space with curvature $\kappa = 0$
	$\mathbb{S}_{\kappa}^d$	$d$ -dimensional spherical space with curvature $\kappa > 0$
	$\mathbb{H}_{\kappa}^d$	$d$ -dimensional hyperbolic space with curvature $\kappa < 0$
	$\text{PT}_{\mathbf{x} \rightarrow \mathbf{y}}(\mathbf{v})$	Parallel transport of $\mathbf{v} \in T_{\mathbf{x}}\mathcal{M}$ to $T_{\mathbf{y}}\mathcal{M}$
	$\log_{\mathbf{x}}(\mathbf{p})$	Logarithmic map of $\mathbf{p} \in \mathcal{M}$ to $T_{\mathbf{x}}\mathcal{M}$
	$\exp_{\mathbf{x}}(\mathbf{v})$	Exponential map of $\mathbf{v} \in T_{\mathbf{x}}\mathcal{M}$ to $\mathcal{M}$
	$\mu_{\mathbf{0}}$	The origin of $\mathcal{M}$
$\kappa$ -stereo-graphic model	$\mathfrak{st}_{\kappa}^d$	$d$ -dimensional $\kappa$ -stereographic model
	$\mathbf{u} \oplus_{\kappa} \mathbf{v}$	$\kappa$ -stereographic addition
	$c \otimes_{\kappa} \mathbf{v}$	$\kappa$ -stereographic scaling
	$\mathbf{x} \otimes_{\kappa} \mathbf{W}$	$\kappa$ -right vector-matrix-multiplication of $\mathbf{W} \in \mathbb{R}^{d \times e}$ , $\mathbf{x} \in \mathfrak{st}_{\kappa}^d$
	$\mathbf{X} \otimes_{\kappa} \mathbf{W}$	$\kappa$ -right-matrix-multiplication of $\mathbf{W} \in \mathbb{R}^{d \times e}$ , $\mathbf{X} \in \mathfrak{st}_{\kappa}^{n \times d}$
	$\mathbf{a} \boxtimes_{\kappa} \mathbf{X}$	$\kappa$ -weighted midpoint, $\mathbf{a} \in \mathbb{R}^n$ , $\mathbf{X} \in \mathfrak{st}_{\kappa}^{n \times d}$
	$\mathbf{A} \boxtimes_{\kappa} \mathbf{X}$	$\kappa$ -left-matrix-multiplication of $\mathbf{A} \in \mathbb{R}^{n \times n}$ , $\mathbf{X} \in \mathfrak{st}_{\kappa}^{n \times d}$
Probability	$\mu$	Mean of a distribution, $\mu \in \mathbb{R}^d$
	$\Sigma$	Covariance matrix of a distribution, $\Sigma \in \mathbb{R}^{d \times d}$
	$\mathcal{N}(\mu, \Sigma)$	Normal distribution
	$\mathcal{WN}(\mu, \Sigma)$	Wrapped normal distribution
Graphs	$\mathcal{G}$	A graph: nodes and edges $(\mathcal{V}, \mathcal{E})$
	$\mathbf{A}$	Adjacency matrix for a graph
Metrics	$D_{\text{avg}}$	Average distortion in an embedding
	mAP	Mean average precision of a graph embedding

## Appendix C. Mathematical Details: Manifolds

### C.1 Core Riemannian Manifolds

In this section, we will review fundamental concepts in Riemannian manifolds (Do Carmo, 1992). Let  $\mathcal{M}$  be a smooth manifold,  $\mathbf{p} \in \mathcal{M}$  a point, and  $T_{\mathbf{p}}\mathcal{M}$  the tangent space at  $\mathbf{p}$ .  $\mathcal{M}$  is considered a Riemannian manifold if  $\mathcal{M}$  is equipped with a Riemannian metric  $g$ . The Riemannian metric represents the choice of inner product for each tangent space of the manifold, defining key geometric notions such as angle and length. The shortest-distance paths are termed geodesics.

Curvature measures and describes how much a geometric object deviates from a flat plane. If  $\mathcal{M}$  is a constant-curvature manifold, it can be described by its curvature  $\kappa$  and dimensionality  $d$ . The sign of  $\kappa$  indicates if a single component manifold is hyperbolic, Euclidean, or hyperspherical.

#### C.1.1 HYPERBOLIC SPACE

Hyperbolic space is defined by its constantly negative curvature. Hyperbolic geometry is represented in `Manify` by the hyperboloid model, which is also known as the Lorentz model. A  $d$ -dimensional hyperbolic space is embedded inside an ambient  $(d+1)$ -dimensional Minkowski space. Minkowski space is a metric space equipped with the Minkowski inner product (for two vectors  $\mathbf{u}, \mathbf{v} \in \mathbb{R}^{d+1}$ ):

$$\langle \mathbf{u}, \mathbf{v} \rangle_{\mathbb{H}} = -u_0v_0 + \sum_{i=1}^{d+1} u_iv_i \quad (1)$$

We thus denote the hyperbolic manifold as a set of points with constant Minkowski norm:

$$\mathbb{H}_{\kappa}^d = \left\{ \mathbf{x} \in \mathbb{R}^{d+1} : \langle \mathbf{x}, \mathbf{x} \rangle_{\mathbb{H}} = -\frac{1}{\kappa}, x_0 > 0 \right\}, \quad (2)$$

where the Euclidean tangent space at point  $\mathbf{p}$  in the hyperboloid model and the distance metric in the hyperboloid model is

$$\delta(\mathbf{x}, \mathbf{y})_{\mathbb{H}} = \frac{\cosh^{-1}(-\kappa \langle \mathbf{x}, \mathbf{y} \rangle_{\mathbb{H}})}{\sqrt{-\kappa}}. \quad (3)$$

#### C.1.2 EUCLIDEAN SPACE

Euclidean space is defined by its constant zero curvature. Although vectors spaces behave as Euclidean space, we use the symbol  $\mathbb{E}^d$  to denote the  $d$ -dimensional Euclidean space, so that we can differentiate it from other uses of  $\mathbb{R}^d$  (e.g. in defining Minkowski space above). The inner product of two vectors  $\mathbf{u}$  and  $\mathbf{v}$  is defined as its dot product:

$$\langle \mathbf{u}, \mathbf{v} \rangle_{\mathbb{E}} = u_0v_0 + u_1v_1 + \dots + u_nv_n. \quad (4)$$

The norm of a vector  $\mathbf{u}$  is given by the  $\ell_2$  norm:

$$\|\mathbf{u}\|_{\mathbb{E}} = \sqrt{\langle \mathbf{u}, \mathbf{u} \rangle_{\mathbb{E}}}. \quad (5)$$

The Euclidean distance between two vectors  $\mathbf{x}, \mathbf{y} \in \mathbb{E}$  is defined as:

$$\delta_{\mathbb{E}}(\mathbf{x}, \mathbf{y}) = \|\mathbf{u} - \mathbf{v}\|_{\mathbb{E}}. \quad (6)$$

### C.1.3 HYPERSPHERICAL SPACE

Hyperspherical space is defined by its constant positive curvature. It has the same inner products as Euclidean space. This space  $\mathbb{S}_\kappa^d$  is most easily modeled and defined in:

$$\mathbb{S}_\kappa^d = \left\{ \mathbf{x} \in \mathbb{R}^{d+1} : \|\mathbf{x}\|_{\mathbb{E}} = \frac{1}{\sqrt{\kappa}} \right\}, \quad (7)$$

with the following distance function for  $\mathbf{x}, \mathbf{y} \in \mathbb{S}$ :

$$\delta_{\mathbb{S}}(\mathbf{u}, \mathbf{v}) = \frac{\cos^{-1}(\kappa^2 \langle \mathbf{u}, \mathbf{v} \rangle_{\mathbb{E}})}{\kappa}. \quad (8)$$

## C.2 The $\kappa$ -Stereographic Model

### C.2.1 MANIFOLD DEFINITIONS

For the  $\kappa$ -GCN, we further need to describe the  $\kappa$ -stereographic model of constant-curvature spaces. For a curvature  $\kappa \in \mathbb{R}$  and a dimension  $d \geq 2$ , the  $\kappa$ -stereographic model in  $d$  dimensions  $\mathfrak{st}_\kappa^d$  is defined as

$$\mathfrak{st}_\kappa^d = \{ \mathbf{x} \in \mathbb{R}^d : -\kappa \langle \mathbf{x}, \mathbf{x} \rangle_{\mathbb{E}} < 1 \} \quad (9)$$

with the Riemannian metric  $g_{\mathbf{x}}^\kappa$  defined in terms of a conformal factor at  $\mathbf{x}$ ,  $\lambda_{\mathbf{x}}^\kappa$

$$g_{\mathbf{x}}^\kappa = (\lambda_{\mathbf{x}}^\kappa)^2 \mathbf{I}, \text{ where} \quad (10)$$

$$\lambda_{\mathbf{x}}^\kappa = \frac{2}{1 + \kappa \langle \mathbf{x}, \mathbf{x} \rangle_{\mathbb{E}}}. \quad (11)$$

### C.2.2 STEREOGRAPHIC PROJECTIONS

For a point  $\mathbf{x} \in \mathcal{M}_\kappa$ , where  $\mathcal{M}_\kappa$  is one of  $\mathbb{H}_\kappa^d, \mathbb{E}^d$ , or  $\mathbb{S}_\kappa^d$  depending on  $\kappa$ , we can rewrite  $\mathbf{x} = (x_0, \mathbf{x}_{\text{rest}}) \in \mathbb{R}^{d+1}$  where  $x_0 \in \mathbb{R}$  is the first coordinate and  $\mathbf{x}_{\text{rest}} \in \mathbb{R}^d$  contains the remaining coordinates.

Then the stereographic projection  $\rho_\kappa : \mathcal{M}_\kappa \rightarrow \mathfrak{st}_\kappa^d$  and its inverse  $\rho_\kappa^{-1} : \mathfrak{st}_\kappa^d \rightarrow \mathcal{M}_\kappa$  are defined as:

$$\rho_\kappa((x_0, \mathbf{x}_{\text{rest}})) = \frac{\mathbf{x}_{\text{rest}}}{1 + \sqrt{|\kappa|}x_0}, \quad (12)$$

$$\rho_\kappa^{-1}(\mathbf{x}') = \left( \frac{1 - \kappa \|\mathbf{x}'\|^2}{\sqrt{|\kappa|}(1 + \kappa \|\mathbf{x}'\|^2)}, \frac{2\mathbf{x}'}{1 + \kappa \|\mathbf{x}'\|^2} \right). \quad (13)$$

These projections establish an isomorphism between the  $\kappa$ -stereographic model and the sphere, hyperbolic space, or Euclidean space depending on the sign of  $\kappa$ :

- For  $\kappa > 0$ : Maps between  $\mathfrak{st}_\kappa^d$  and the sphere  $\mathbb{S}_\kappa^d$  with positive curvature
- For  $\kappa = 0$ : Simplifies to the identity mapping on Euclidean space  $\mathbb{E}^d$
- For  $\kappa < 0$ : Maps between  $\mathfrak{st}_\kappa^d$  and hyperbolic space  $\mathbb{H}_\kappa^d$  with negative curvature

The stereographic projection preserves angles (conformal) but not distances. This allows us to work with the  $\kappa$ -stereographic model as a unified representation of spaces with different curvatures.

### C.2.3 GYROVECTOR OPERATIONS

An advantage of the  $\kappa$ -stereographic model is that  $\mathfrak{st}_\kappa^d$  makes up a gyrovector space, which enables us to compute closed forms for operations such as addition, scalar multiplication, and even matrix multiplication directly in  $\mathfrak{st}_\kappa^d$ .

**Addition.** We define the  $\kappa$ -addition in the  $\kappa$ -stereographic model for  $\mathbf{x}, \mathbf{y} \in \mathfrak{st}_\kappa^d$  by:

$$\mathbf{x} \oplus_\kappa \mathbf{y} = \frac{(1 - 2\kappa \mathbf{x}^\top \mathbf{y} - \kappa \|\mathbf{y}\|^2) \mathbf{x} + (1 + \kappa \|\mathbf{x}\|^2) \mathbf{y}}{1 - 2\kappa \mathbf{x}^\top \mathbf{y} + \kappa^2 \|\mathbf{x}\|^2 \|\mathbf{y}\|^2}. \quad (14)$$

**Scalar Multiplication.** For  $s \in \mathbb{R}$  and  $\mathbf{x} \in \mathfrak{st}_\kappa^d$ ,  $\kappa$ -scaling is defined as:

$$s \otimes_\kappa \mathbf{x} = \tan_\kappa(s \cdot \tan_\kappa^{-1} \|\mathbf{x}\|) \frac{\mathbf{x}}{\|\mathbf{x}\|} \in \mathfrak{st}_\kappa^d, \quad (15)$$

where  $\tan_\kappa = \tanh$  if  $\kappa < 0$ , and  $\tan$  otherwise.

**Right-Multiplication.** Before we can define  $\kappa$ -right matrix multiplication, we must define the  $\kappa$ -right vector-matrix multiplication  $\mathbf{x} \otimes_\kappa \mathbf{W}$  for  $\mathbf{x} \in \mathfrak{st}_\kappa^d$ ,  $\mathbf{W} \in \mathbb{R}^{d \times d}$ :

$$\mathbf{x} \otimes_\kappa \mathbf{W} = \exp_0(\log_0(\mathbf{x}) \mathbf{W}) \quad (16)$$

$$= \tan_\kappa \left( \frac{\|(\mathbf{x} \mathbf{W})\|}{\|\mathbf{x}\|} \tan_\kappa^{-1}(\|\mathbf{x}\|) \right) \frac{(\mathbf{x} \mathbf{W})}{\|(\mathbf{x} \mathbf{W})\|}. \quad (17)$$

The  $\kappa$ -right matrix-matrix multiplication  $\mathbf{X} \otimes_\kappa \mathbf{W}$  for  $\mathbf{X} \in \mathfrak{st}_\kappa^{n \times d}$ ,  $\mathbf{W} \in \mathbb{R}^{d \times d}$  is just the  $\kappa$ -right vector-matrix multiplication applied row-wise. For clarity, we can explicitly represent the matrix  $\mathbf{X}$  as a stack of row vectors where each row vector  $\mathbf{x}_i \in \mathfrak{st}_\kappa^d$ , and express the  $\kappa$ -right matrix multiplication as:

$$\mathbf{X} = \begin{pmatrix} - & \mathbf{x}_1 & - \\ - & \mathbf{x}_2 & - \\ & \vdots & \\ - & \mathbf{x}_n & - \end{pmatrix}, \quad \mathbf{X} \otimes_\kappa \mathbf{W} = \begin{pmatrix} - & \mathbf{x}_1 \otimes_\kappa \mathbf{W} & - \\ - & \mathbf{x}_2 \otimes_\kappa \mathbf{W} & - \\ & \vdots & \\ - & \mathbf{x}_n \otimes_\kappa \mathbf{W} & - \end{pmatrix} \quad (18)$$

**Left-Multiplication.** Before we can describe  $\kappa$ -left matrix multiplication, we need to establish the definition of a weighted gyromidpoint. For a set of points  $\mathbf{X} \in \mathfrak{st}_\kappa^{n \times d}$  and a vector of weights  $\mathbf{a} \in \mathbb{R}^n$ , the weighted gyromidpoint in  $\mathfrak{st}_\kappa^d$  has a closed-form expression:

$$\mathbf{a} \boxtimes_\kappa \mathbf{X} = \frac{1}{2} \otimes_\kappa \sum_{i=1}^n \frac{a_i \lambda_{\mathbf{x}_i}^\kappa}{\sum_{j=1}^n a_j (\lambda_{\mathbf{x}_j}^\kappa - 1)} \mathbf{x}_i. \quad (19)$$

Now, for matrices  $\mathbf{A} \in \mathbb{R}^{n \times n}$ ,  $\mathbf{X} \in \mathbb{R}^{n \times d}$ , we can now define the row-wise  $\kappa$ -left-matrix-multiplication. Rewriting  $\mathbf{A}$  as a stack of column vectors, we have:

$$\mathbf{A} = \left( \begin{array}{c|c|c|c} | & | & & | \\ \mathbf{a}_1 & \mathbf{a}_2 & \dots & \mathbf{a}_3 \\ | & | & & | \end{array} \right), \quad \mathbf{A} \boxtimes_\kappa \mathbf{X} = \begin{pmatrix} - & \mathbf{a}_1 \boxtimes_\kappa \mathbf{X} & - \\ - & \mathbf{a}_2 \boxtimes_\kappa \mathbf{X} & - \\ & \vdots & \\ - & \mathbf{a}_n \boxtimes_\kappa \mathbf{X} & - \end{pmatrix}, \quad (20)$$

### C.2.4 MANIFOLD OPERATIONS IN $\mathfrak{st}_\kappa^d$

Although `Manify` does not make us of the following operations in  $\mathfrak{st}_\kappa^d$ , they are inherited from `Geopt`'s `Stereographic` manifold class and therefore usable. We include them for completeness:

$$\delta_{\mathfrak{st}_\kappa^d}(\mathbf{x}, \mathbf{y}) = 2|\kappa|^{-1/2} \tan_\kappa^{-1} |-\mathbf{x} \oplus_\kappa \mathbf{y}| \quad (21)$$

$$\gamma_{\mathbf{x} \rightarrow \mathbf{y}}(t) = \mathbf{x} \oplus_\kappa (t \otimes_\kappa (-\mathbf{x} \oplus_\kappa \mathbf{y})) \quad (22)$$

$$\exp_x \left( \mathfrak{st}_\kappa^d \right) (\mathbf{v}) = \mathbf{x} \oplus_\kappa \left( \tan_\kappa \left( |\kappa|^{1/2} \frac{\lambda_\kappa^\kappa |\mathbf{v}|}{2} \right) \frac{\mathbf{v}}{|\mathbf{v}|} \right) \quad (23)$$

$$\log_x \left( \mathfrak{st}_\kappa^d \right) (\mathbf{y}) = \frac{2|\kappa|^{-1/2}}{\lambda_\kappa^\kappa} \tan_\kappa^{-1} |-\mathbf{x} \oplus_\kappa \mathbf{y}| \frac{-\mathbf{x} \oplus_\kappa \mathbf{y}}{|-\mathbf{x} \oplus_\kappa \mathbf{y}|} \quad (24)$$

## C.3 Product Manifolds

We follow the definition of product manifolds from Gu et al. (2018). Formally, we define product manifold as the Cartesian product of one or more Euclidean, hyperbolic, and spherical manifolds

$$\mathcal{P} = \prod_{i=1}^n \mathbb{S}_{K_i}^{s_i} \times \prod_{j=1}^m \mathbb{H}_{K'_j}^{h_j} \times \mathbb{E}^d. \quad (25)$$

We describe the product manifold in its signature. The signature includes the number of component spaces, each's dimensions, and curvature. Product manifold is decomposable to the individuals manifolds, or component manifolds. If each  $\mathcal{M}_i$  is equipped with metric  $g_i$ , then distance in  $\mathcal{P}$  decompose as the  $\ell_2$  norm of the distances in each of the component manifolds:

$$\delta_{\mathcal{P}}(\mathbf{u}, \mathbf{v}) = \sqrt{\sum_{\mathcal{M} \in \mathcal{P}} \delta_{\mathcal{M}}(\mathbf{u}_i, \mathbf{v}_i)^2}, \quad (26)$$

where  $i$  represents each individual component manifold. Points are decomposable in that all  $\mathbf{p} \in \mathcal{P}$  have coordinates  $\mathbf{p} = (\mathbf{p}_1, \dots, \mathbf{p}_k)$  where  $\mathbf{p}_i \in \mathcal{M}_i$ . The total number of dimensions can be decomposed into  $\sum_i^n s_i + \sum_j^m h_j + d$ . Similarly, the tangent vectors  $\mathbf{v} \in T_{\mathbf{p}}\mathcal{P}$  decompose as  $(\mathbf{v}_1, \dots, \mathbf{v}_k)$  with  $\mathbf{v}_i \in T_{\mathbf{p}_i}\mathcal{M}_i$ .

All operations that we rely on in other work: parallel transport, exponential and logarithmic maps, and gyrovectors operations, can be done in product manifolds by applying applying these operations componentwise to the factorized embeddings, then concatenating them back together. This ensures that product manifolds do not lose expressiveness compared to their components.

## C.4 Sampling

### C.4.1 WRAPPED NORMAL DISTRIBUTION

`Manify`'s `Manifold` and `ProductManifold` classes are equipped with a `sample` method, which relies on the wrapped normal distribution  $\mathcal{WN}$ . We use the formulation of the wrapped normal distribution introduced for  $\mathbb{H}$  by Nagano et al. (2019) and extended to  $\mathbb{S}$  and  $\mathfrak{st}_\kappa^d$  by Skopek et al. (2020).

To sample from the wrapped normal distribution  $\mathcal{WN}$ , we first sample a  $\mathbf{v}' \in \mathbb{R}^d$  from a normal distribution  $\mathcal{N}(\mathbf{0}, \Sigma)$ ; then, we convert  $\mathbf{v}'$  to  $\mathbf{v} \in T_{\mu_0}\mathcal{M}$ , where the first dimension of all vectors is constant, by pretending a zero; then, we move  $\mathbf{v}$  to  $\mathbf{u} \in T_{\mu}\mathcal{M}$ , where  $\mu \in \mathcal{M}$  is the desired mean, via parallel transport; and deposit  $\mathbf{u}$  onto  $\mathcal{M}$  via the exponential map:

$$\mathbf{v}' \sim \mathcal{N}(\mathbf{0}, \Sigma) \quad (27)$$

$$\mathbf{v} = (0, \mathbf{v}') \quad (28)$$

$$\mathbf{u} = \text{PT}_{\mu_0 \rightarrow \mu}^K(\mathbf{v}) \quad (29)$$

$$\mathbf{z} = \exp_{\mathbf{x}}(\mathbf{u}). \quad (30)$$

To evaluate (log-)likelihoods in  $\mathcal{WN}$ , we exploit the fact that each of the operations defined above—parallel transport and the exponential map—has a corresponding inverse to transport points from  $\mathcal{M}$  back to  $T_{\mu_0}\mathcal{M}$ , and then evaluate the log-likelihood under  $\mathcal{N}$ , adjusting for the change of coordinates via the log-determinant:

$$\mathbf{u} = \log_{\mu}(\mathbf{z}) \quad (31)$$

$$\mathbf{v} = \text{PT}_{\mu \rightarrow \mu_0}(\mathbf{u}) \quad (32)$$

$$\mathbf{v}' = (v_2, v_3, \dots, v_{d+1}) \quad (33)$$

$$\log \mathcal{WN}(\mathbf{z}; \mu, \Sigma) = \log \mathcal{N}(\mathbf{v}; 0, \Sigma) - \log \det \left( \frac{\partial \exp_{\mu}(\mathbf{u})}{\partial \mathbf{u}} \cdot \frac{\partial \text{PT}_{\mu_0 \rightarrow \mu}(\mathbf{v})}{\partial \mathbf{v}} \right) \quad (34)$$

$$= \log \mathcal{N}(\mathbf{v}; 0, \Sigma) - \left( \frac{\sinh(\langle \mathbf{u}, \mathbf{u} \rangle_{\mathbb{H}})}{\langle \mathbf{u}, \mathbf{u} \rangle_{\mathbb{H}}} \right)^{d-1}. \quad (35)$$

#### C.4.2 GAUSSIAN MIXTURES FOR CLASSIFICATION AND REGRESSION

Alongside `sample`, we include the less conventional `gaussian_mixture` method to easily generate synthetic classification and regression datasets. We follow the formulation of Gaussian mixtures introduced for  $\mathbb{H}$  in Chlenski et al. (2024) and extended to  $\mathbb{S}$  and  $\mathcal{P}$  in Chlenski et al. (2025). Unlike the previous implementations, our Gaussian mixtures can also be defined for  $\mathfrak{st}_{\kappa}^d$ .

**Features.** Our approach to generating Gaussian mixtures on manifolds follows a principled process. First, we assign  $n_{\text{samples}}$  samples to  $n_{\text{clusters}}$  clusters by generating cluster probabilities  $\mathbf{p}_{\text{norm}}$  from normalized uniform random values, then sampling categorical cluster assignments  $\mathbf{c}$  from these probabilities:

$$\mathbf{p}_{\text{raw}} = \langle p_0, p_1, \dots, p_{n_{\text{clusters}}-1} \rangle, \quad p_i \sim \text{Uniform}(0, 1) \quad (36)$$

$$\mathbf{p}_{\text{norm}} = \frac{\mathbf{p}_{\text{raw}}}{\sum_{i=0}^{n-1} p_i} \quad (37)$$

$$\mathbf{c} = \langle c_0, c_1, \dots, c_{n_{\text{samples}}-1} \rangle, \quad c_i \sim \text{Categorical}(n, \mathbf{p}_{\text{norm}}) \quad (38)$$

Next, we sample our class means matrix  $M \in \mathcal{M}^{n_{\text{clusters}} \times d}$ :

$$\mathbf{M} = \begin{pmatrix} - & \mathbf{m}_1 & - \\ - & \mathbf{m}_2 & - \\ & \vdots & \\ - & \mathbf{m}_m & - \end{pmatrix}, \quad \mathbf{m}_i \sim \mathcal{WN}(0, \sqrt{|\kappa|}\mathbf{I}). \quad (39)$$

For each cluster  $i$ , we sample a covariance matrix with appropriate scaling:

$$\Sigma_i \sim \text{Wishart}(\sigma\sqrt{|\kappa|}\mathbf{I}, d) \quad (40)$$

where  $\sigma$  is a user-specified variance scale parameter.

Finally, we sample our feature matrix  $\mathbf{X} \in \mathcal{M}^{n_{\text{samples}} \times d}$  from wrapped normal distributions whose mean and covariance are determined by the cluster assignments in  $\mathbf{c}$ :

$$\mathbf{X} = \begin{pmatrix} - & \mathbf{x}_1 & - \\ - & \mathbf{x}_2 & - \\ & \vdots & \\ - & \mathbf{x}_n & - \end{pmatrix}, \quad \mathbf{x}_i \sim \mathcal{WN}(\mathbf{m}_{\mathbf{c}_i}, \Sigma_{\mathbf{c}_i}) \quad (41)$$

**Classification Labels.** When classifying data, we assign clusters to class labels, making sure we have at least as many clusters as labels and that each label corresponds to one or more clusters. We establish a bijective mapping between the first  $n_{\text{classes}}$  clusters and the set of class labels  $\{1, 2, \dots, n_{\text{classes}}\}$ . For the remaining  $n_{\text{clusters}} - n_{\text{classes}}$  clusters, we assign labels by sampling uniformly from  $\text{DiscreteUniform}(1, n_{\text{classes}})$ , thereby ensuring that the surjectivity condition of our mapping is satisfied.

This mapping is summed up in a vector  $\mathbf{a} \in \{1, 2, \dots, n_{\text{classes}}\}^{n_{\text{clusters}}}$ . Finally, we return:

$$\mathbf{y} = (a_{c_1}, a_{c_2}, \dots, a_{c_{n_{\text{samples}}}}) \quad (42)$$

**Regression Labels.** For regression tasks, we assign to each cluster a linear function parameterized by a slope vector  $\mathbf{s}_i \in \mathbb{R}^d$  and an intercept  $b_i \in \mathbb{R}$ . These parameters are sampled as  $\mathbf{s}_i \sim \mathcal{N}(0, 2)^d$  and  $b_i \sim \mathcal{N}(0, 20)$ .

Given a data point  $\mathbf{x}$  assigned to cluster  $c_i$ , we compute its regression value using the corresponding linear function:

$$y_i = \mathbf{s}_{c_i} \cdot \mathbf{x}_i + b_{c_i} + \varepsilon_i \quad (43)$$

where  $\varepsilon_i \sim \mathcal{N}(0, \sigma^2)$  represents additive Gaussian noise with standard deviation  $\sigma$ .

To facilitate the interpretation of the root mean square error (RMSE), we normalize the final regression labels to the range  $[0, 1]$  via min-max scaling:

$$\hat{y}_i = \frac{y_i - \min(\mathbf{y})}{\max(\mathbf{y}) - \min(\mathbf{y})} \quad (44)$$

## Appendix D. Mathematical Details: Embedders

An embedding is the mapping  $f : U \rightarrow V$  between two metric spaces  $U, V$ . We provide the `Manify.embedders` submodule for learning embeddings of datasets in product space manifolds. We offer three approaches based on the user’s available data:

- **To embed pairwise distances:** `Manify.embedders.coordinate_learning` trains embeddings directly from distance matrices, following Gu et al. (2018).
- **To embed features:** `Manify.embedders.vae` trains a Variational Autoencoder (VAE) with a manifold-valued latent space, as in Skopek et al. (2020).
- **To embed both features and distances:** `Manify.embedders.siamese` trains Siamese Neural Networks, which balance reconstruction loss and distortion of pairwise distances in the latent space, as in Corso et al. (2021).

### D.1 Coordinate Learning

We follow the coordinate learning formulation in Gu et al. (2018), the objective of which is: given a matrix  $\mathbf{D} \in \mathbb{R}^{n_{\text{points}} \times n_{\text{points}}}$ , find an embedding  $\mathbf{X} \in \mathcal{P}^{n_{\text{points}} \times d}$  such that the pairwise geodesic distances between the points in  $\mathbf{X}$  closely resemble  $\mathbf{D}$ .

**Objectives.** To this end, we provide two fidelity measures in —*average distortion*  $D_{\text{avg}}$ , and, for graphs, *mean average precision* mAP:

$$D_{\text{avg}}(\mathbf{X}, \mathbf{D}) = \frac{\sum_{i,j} |\delta_{\mathcal{P}}(\mathbf{x}_i, \mathbf{x}_j) - d_{i,j}|}{n_{\text{points}}^2} \quad (45)$$

$$\text{mAP}(\mathbf{X}, \mathcal{G}) = \frac{1}{|V|} \sum_{a \in \mathcal{V}} \frac{1}{\deg(a)} \sum_{i=1}^{|\mathcal{N}_a|} \frac{|\mathcal{N}_a \cap R_{a,b_i}|}{|R_{a,b_i}|}, \quad (46)$$

where  $R_{a,b_i}$  is the smallest neighborhood around node  $a$  that contains its neighbor  $b_i$ . Intuitively,  $D_{\text{avg}}$  evaluates how closely pairwise distances in the embeddings match  $\mathbf{D}$ , whereas mAP evaluates the extent to which neighborhoods of various radii match the structure of the graph.

However,  $D_{\text{avg}}$  or mAP are typically not optimized directly in the literature. We follow Gu et al. (2018) in substituting the auxiliary loss function

$$\mathcal{L}_{\text{distortion}}(\mathbf{X}, \mathbf{D}) = \sum_{1 \leq i < j \leq n} \left| \left( \frac{\delta_{\mathcal{P}}(x_i, x_j)}{D_{i,j}} \right)^2 - 1 \right| \quad (47)$$

**Training Algorithm.** Since we are trying to learn  $\mathbf{X} \in \mathcal{P}^{n_{\text{points}} \times d}$  and  $\mathcal{P} \subset \mathbb{R}^{d+1}$ , we need some way to optimize the position of all points in  $\mathbf{X}$  while respecting the constraint that keeps  $\mathbf{X} \in \mathcal{P}$ . Typical gradient descent methods, which rely on the vector space structure of the underlying parameters, are inadequate for this. Instead, we use Riemannian optimization (as implemented in `Geoopt` (Kochurov et al., 2020)): in a nutshell, the gradient of the loss with respect to  $\mathbf{x} \in \mathcal{P}$ ,  $\nabla \mathcal{L}_{\text{distortion}}$  is projected and then applied to manifold parameters using the exponential map from the tangent plane at the existing parameter



value  $\mathbf{x}$ . Here we describe how this looks for  $\mathbb{E}$ ,  $\mathbb{S}$ , and  $\mathbb{H}$ :

$$\mathbf{v} = \mathbf{v}_{\mathbb{E}} = \nabla \mathcal{L}_{\text{distortion}}(\mathbf{x}, \mathbf{D}) \quad (48)$$

$$\mathbf{v}_{\mathbb{S}} = \mathbf{v} - \langle \mathbf{v}, \mathbf{x} \rangle_{\mathbb{S}} \mathbf{x} \quad (49)$$

$$\mathbf{v}_{\mathbb{H}} = (\mathbf{v} + \mathbf{v} \langle \mathbf{v}, \mathbf{x} \rangle_{\mathbb{H}} \mathbf{x}) \mathbf{J}, \text{ where } J_{i,j} = \begin{cases} -1 & \text{if } i = j = 1 \\ 1 & \text{if } i = j \neq 1 \\ 0 & \text{otherwise} \end{cases} \quad (50)$$

$$\mathbf{x}' = \exp_{\mathbf{x}}(\alpha \mathbf{v}_{\mathcal{M}}), \quad (51)$$

where  $\alpha$  is the learning rate hyperparameter. For  $\mathcal{P}$ , these updates can be carried out separately by factorizing  $\mathbf{v}$  and  $\mathbf{x}$  and applying each update in its respective component.

The training algorithm itself is quite simple: We initialize  $\mathbf{X}$  by sampling  $n_{\text{points}}$  points at random from  $\mathcal{WN}(0, \mathbf{I}/d)$ , and then update  $\mathbf{X}$  via  $n_{\text{epochs}}$  Riemannian optimization steps. Optionally, the user may treat the curvatures of each of the component manifolds  $\mathcal{M}_i \in \mathcal{P}$  as learnable parameters (by setting `scale_factor_learning_rate` to a nonzero value). Due to the extreme gradients in the early training steps, we include a burn-in period during which the learning rate is lower for the first several epochs.

**Non-Transductive Training.** We provide an optional non-transductive training mode which is absent from Gu et al. (2018) and is instead inspired by Chlenski et al. (2025). In the non-transductive training mode, the user specifies the indices of the points that will constitute their test set, and the gradients from the test set to the training set are masked out to prevent leakage. The test set coordinates are still optimized with respect to the entire training and test set.

Inside the training loop, we calculate train-train ( $\mathcal{L}_{\text{train-train}}$ ), test-test ( $\mathcal{L}_{\text{test-test}}$ ), and test-train ( $\mathcal{L}_{\text{train-test}}$ ) loss, respectively. The total loss is, straightforwardly,

$$\mathcal{L}_{\text{total}} = \mathcal{L}_{\text{train-train}} + \mathcal{L}_{\text{test-test}} + \mathcal{L}_{\text{train-test}}. \quad (52)$$

However, by detaching the subset of  $\mathbf{X}$  from the Pytorch computational graph before  $\mathcal{L}_{\text{train-test}}$  is back-propagated, we ensure that the points in the training set are not influenced by the test set.

## D.2 Product Space Variational Autoencoders

We implemented the Product Space Variational Autoencoder (VAE) algorithm from Skopek et al. (2020) in `Manify.embedders.vae`.

**Setup.** To compute any VAE, we need to choose a probability distribution  $p$  as a prior and a corresponding posterior distribution in the variational family  $q$ . For our prior, we use  $\mathcal{WN}(\mu_0, \mathbf{I})$ . Both  $p$  and  $q$  need to have a differentiable Kullback-Leibler (KL) divergence (Kingma and Welling, 2013). However, the wrapped normal distribution  $\mathcal{WN}$  does not have a closed form for the KL-divergence; therefore, we estimate the KL divergence via Monte Carlo sampling as the sample mean of the difference in log-likelihoods:

$$D_{\text{KL}}(q \parallel p) \approx \frac{1}{L} \sum_{l=1}^L \left( \log q(\mathbf{z}^{(l)}) - \log p(\mathbf{z}^{(l)}) \right) \quad (53)$$

where  $\mathbf{z}^{(l)} \sim q$  for all  $l = 1, \dots, L$ ;  $\log q(\cdot)$  and  $\log p(\cdot)$  denote the log-likelihood of  $\mathcal{WN}$ , as defined in Equation 35.

**Implementation.** We implemented the Product Space VAE using PyTorch in the `ProductSpaceVAE` class. The implementation follows the standard VAE architecture with encoder and decoder networks, but operates in mixed-curvature product manifold spaces.

We assume that `Encoder( $\cdot$ )` is any Pytorch module that maps inputs from the original input feature space  $\mathbb{R}^D$  to  $\mathbb{R}^d \times \mathbb{R}^d$ , and `Decoder( $\cdot$ )` is any Pytorch module that maps inputs from  $\mathbb{R}^d$  to  $\mathbb{R}^D$ .

The model encodes input data to parameters  $\mathbf{z}_{\text{mean}}, \mathbf{z}_{\text{log}\sigma} \in \mathbb{R}^d$  which it translates to wrapped normal distribution parameters as follows:

$$\mathbf{z}_{\text{mean}}, \mathbf{z}_{\text{log}\sigma} = \text{Encoder}(\mathbf{x}) \quad (54)$$

$$\mu = \exp_{\mu_0}(\mathbf{z}_{\text{mean}}) \quad (55)$$

$$\Sigma = \exp(\text{diag}(\mathbf{z}_{\text{log}\sigma})) \quad (56)$$

$$\mathbf{z} \sim \mathcal{WN}(\mu, \Sigma) \quad (57)$$

That is,  $\mathbf{z}$  is a point sampled from the distribution  $q = \mathcal{WN}(\mu, \Sigma)$ . For the KL divergence term, we use Monte Carlo sampling as described in Equation 53, drawing multiple samples from the posterior to estimate the difference between log-likelihoods.

To decode  $\mathbf{z}$ , we apply the logarithmic map and then feed it into the decoder network:

$$\mathbf{z}' = \log_{\mu_0}(\mathbf{z}) \quad (58)$$

$$\mathbf{x}_{\text{reconstructed}} = \text{Decoder}(\mathbf{z}') \quad (59)$$

The model is trained by maximizing the Evidence Lower Bound (ELBO):

$$\mathcal{L}_{\text{ELBO}}(\mathbf{x}) = \underbrace{\mathbb{E}_{q(\mathbf{z}|\mathbf{x})}(\log p(\mathbf{x}|\mathbf{z}))}_{\mathcal{L}_{\text{reconstruction}}} - \beta \underbrace{D_{\text{KL}}(q(\mathbf{z}|\mathbf{x}) \parallel p(\mathbf{z}))}_{\mathcal{L}_{\text{KL}}} \quad (60)$$

where  $\mathcal{L}_{\text{reconstruction}}$  is computed using MSE loss between  $\mathbf{x}$  and  $\mathbf{x}_{\text{reconstructed}}$ , and  $\beta$  is a hyperparameter controlling the tradeoff between reconstruction accuracy and regularization. Our implementation supports arbitrary product manifolds, allowing for flexible combinations of hyperbolic, Euclidean, and spherical components.

**Avoiding Leakage.** Unlike with coordinate learning, avoiding train-test leakage with the VAE is straightforward: simply train the Encoder and Decoder on the training set and use the trained, frozen Encoder and Decoder to create final embeddings for the training and test sets.

### D.3 Siamese Neural Networks

We generalize the Siamese Neural Network approach, as seen in works such as Corso et al. (2021), to product manifolds in `Manify.embedders.siamese`.

**Setup.** The Siamese Neural Network architecture provides an embedding approach when both input features and target distances are available. Unlike the VAE approach which optimizes for reconstruction and KL-divergence, Siamese networks directly optimize for both reconstruction fidelity and the preservation of pairwise distances in the latent space.

Given input features  $\mathbf{X} \in \mathbb{R}^{n_{\text{points}} \times D}$  and a target distance matrix  $\mathbf{D} \in \mathbb{R}^{n_{\text{points}} \times n_{\text{points}}}$ , our objective is to learn an encoder and decoder mapping between the feature space and our product manifold  $\mathcal{P}$ .

**Objectives.** The Siamese network optimizes a weighted combination of two losses:

$$\mathcal{L}_{\text{total}} = \underbrace{\alpha \frac{1}{n_{\text{points}}} \sum_{i=1}^{n_{\text{points}}} \|\mathbf{x}_i - \hat{\mathbf{x}}_i\|^2}_{\mathcal{L}_{\text{reconstruction}}} + (1 - \alpha) \underbrace{\frac{1}{n_{\text{points}}^2} \sum_{i,j=1}^{n_{\text{points}}} |\delta_{\mathcal{P}}(\mathbf{z}_i, \mathbf{z}_j) - \mathbf{D}_{i,j}|}_{\mathcal{L}_{\text{distance}}} \quad (61)$$

where  $\alpha \in [0, 1]$  controls the trade-off between reconstruction accuracy and distance preservation,  $\mathbf{z}_i$  is the encoded representation of  $\mathbf{x}_i$  in the product manifold, and  $\hat{\mathbf{x}}_i$  is the reconstructed input.

**Implementation.** Our implementation uses a similar architecture to our VAE model, with the encoder and decoder networks as described in the VAE section. The key difference is that there is no sampling involved as we directly map inputs to the latent space. The encoder outputs coordinates in the tangent space at the origin, which are then projected onto the product manifold using the exponential map. The decoder takes the logarithmic map of the latent representation and reconstructs the input.

**Avoiding Leakage.** Like with VAEs, avoiding train-test leakage with Siamese networks is straightforward: we train the encoder and decoder on the training set only, and then use the trained, frozen encoder to create final embeddings for both the training and test sets. This ensures that information from the test set does not leak into the model parameters during training.

## Appendix E. Mathematical Details: Predictors

**Manify** offers a menagerie of predictors, supporting classification and regression (and occasionally link prediction) on product manifold-valued datasets. We follow **Scikit-Learn** (Pedregosa et al., 2011) conventions in our API design for our predictors. In particular, we ensure that each predictor has `.fit()`, `.predict()`, and (for classifiers) `.predict_proba()` methods available.

We implement the following predictors for product space manifolds:

- **Decision Trees and Random Forests**, as in Chlenski et al. (2025).
- **Graph Convolutional Networks**, as in the  $\kappa$ -GCN described in Bachmann et al. (2020). By ablating certain components of the  $\kappa$ -GCN, we can additionally create **Multilayer Perceptrons** and **Logistic/Linear Regression**.
- **Perceptrons**, as in Tabaghi et al. (2021).
- **Support Vector Machines**, as in Tabaghi et al. (2021).

### E.1 Product Space Decision Trees and Random Forests

We implemented the ProductDT algorithm from Chlenski et al. (2025), which extends Chlenski et al. (2024) to product space manifolds, in `Manify.predictors.decision_tree`. These works are both non-Euclidean versions of Decision Trees (Breiman, 2017) and Random Forests (Breiman, 2001), classic machine learning algorithms.

**Decision Boundaries in Product Spaces.** The core innovation of ProductDT is adapting decision boundaries to the geometry of product manifolds. While traditional decision trees partition Euclidean space using hyperplanes, ProductDT uses geodesic decision boundaries appropriate for each component manifold in the product space.

For points in a product manifold  $\mathcal{P} = \mathcal{M}_1 \times \mathcal{M}_2 \times \dots \times \mathcal{M}_k$ , we define splits along two-dimensional subspaces for each component manifold. This approach preserves the computational efficiency of traditional decision trees while respecting the underlying manifold geometry.

**Angular representation of splits.** For each component manifold  $\mathcal{M}_i$ , we project points onto two-dimensional subspaces and represent potential splits using angles. Given a point  $\mathbf{x}$  and a basis dimension  $d$ , the projection angle is computed as: where  $x_0$  and  $x_d$  are the coordinates in the selected two-dimensional subspace. The splitting criterion then becomes:

$$S(\mathbf{x}, d, \theta) = \begin{cases} 1 & \text{if } \tan^{-1} \left( \frac{x_0}{x_d} \right) \in [\theta, \theta + \pi) \\ 0 & \text{otherwise} \end{cases}. \quad (62)$$

**Geodesic midpoints for decision boundaries.** To place decision boundaries optimally between clusters of points, we compute the geodesic midpoint between consecutive angles in the sorted list of projection angles. The midpoint calculation is specific to each manifold type:

$$\theta_u = \tan^{-1} \left( \frac{u_0}{u_d} \right) \tag{63}$$

$$\theta_v = \tan^{-1} \left( \frac{v_0}{v_d} \right) \tag{64}$$

$$m_{\mathbb{E}}(\theta_u, \theta_v) = \tan^{-1} \left( \frac{2}{u_0 + v_0} \right) \tag{65}$$

$$m_{\mathbb{S}}(\theta_u, \theta_v) = \frac{\theta_u + \theta_v}{2} \tag{66}$$

$$m_{\mathbb{H}}(\theta_u, \theta_v) = \begin{cases} \cot^{-1} \left( V - \sqrt{V^2 - 1} \right) & \text{if } \theta_u + \theta_v < \pi, \\ \cot^{-1} \left( V + \sqrt{V^2 - 1} \right) & \text{otherwise.} \end{cases} \tag{67}$$

$$V = \frac{\sin(2\theta_u - 2\theta_v)}{2 \sin(\theta_u + \theta_v) \sin(\theta_v - \theta_u)} \tag{68}$$

These formulas ensure that decision boundaries are placed at points geodesically equidistant from the nearest points on either side, respecting the intrinsic geometry of each manifold component.

**Training algorithm.** The ProductDT algorithm follows the recursive structure of classical decision trees:

1. For each component manifold in the product space, compute projection angles for all points along each basis dimension.
2. For each projection, sort the angles and evaluate potential splits using the geodesic midpoints between consecutive angles.
3. Select the split that optimizes a chosen impurity criterion (e.g., Gini impurity or information gain).
4. Recursively apply the procedure to each resulting partition until a stopping criterion is met (maximum depth, minimum samples per leaf, etc.).

This decomposition leverages the structure of product spaces to maintain the  $\mathcal{O}(1)$  decision complexity at inference time while adapting to the underlying geometry of the data.

**Random Forests.** Much like their Euclidean (and hyperbolic) counterparts, Product Space Random Forests are simply ensembles of bootstrapped Decision Trees. An implementation of Product Space Random Forests is available as the `ProductSpaceRF` class in the `Manify.predictors.decision_tree` submodule.

## E.2 Product Space Graph Convolutional Networks

We implemented the  $\kappa$ -GCN algorithm in `Manify.predictors.kappa_gcn` from Bachmann et al. (2020), who introduces gyrovector operation that extends existing frameworks (Chami et al., 2019) that are limited to negative curvature to both negative and positive values that interpolates smoothly. We start by introducing these concepts.

**Graph Convolutional Networks Background.** In a typical (Euclidean) graph convolutional network (GCN), each layer takes the form

$$\mathbf{H}^{(0)} = \mathbf{X} \quad (69)$$

$$\mathbf{H}^{(l+1)} = \sigma \left( \hat{\mathbf{A}} \mathbf{H}^{(l)} \mathbf{W}^{(l)} + \mathbf{b}^{(l)} \right), \quad (70)$$

where  $\hat{\mathbf{A}} \in \mathbb{R}^{n_{\text{points}} \times n_{\text{points}}}$  is a normalized adjacency matrix with self-connections,  $\mathbf{X}^{(l)} \in \mathbb{R}^{n_{\text{points}} \times d}$  is a matrix of features,  $\mathbf{W}^{(l)} \in \mathbb{R}^{d \times e}$  is a weight matrix,  $\mathbf{b}^{(l)} \in \mathbb{R}^e$  is a bias term, and  $\sigma$  is some nonlinearity, e.g. ReLU.

**Graph Convolution Layers.** Bachmann et al. (2020) describes a way to adapt the typical GCN model for use with  $\mathbf{X} \in \mathfrak{st}_{\kappa}^d$ , in terms of gyrovector operations:

$$\mathbf{H}^{(l+1)} = \sigma^{\otimes \kappa} \left( \hat{\mathbf{A}} \boxtimes_{\kappa} \left( \mathbf{H}^{(l)} \otimes_{\kappa} \mathbf{W}^{(l)} \right) \right), \quad (71)$$

$$\sigma^{\otimes \kappa}(\cdot) = \exp_{\mu_0} \left( \sigma(\log_{\mu_0}(\cdot)) \right) \quad (72)$$

Note that this paper does not include a bias term, although it is reasonable to extend the definition of a GCN layer to include one:

$$\mathbf{H}^{(l+1)} = \sigma^{\otimes \kappa} \left( \hat{\mathbf{A}} \boxtimes_{\kappa} \left( \mathbf{H}^{(l)} \otimes_{\kappa} \mathbf{W}^{(l)} \right) \oplus \mathbf{b} \right), \quad (73)$$

where  $\mathbf{b} \in \mathfrak{st}_{\kappa}^d$  is a bias vector. Also note that, in order for each  $\mathbf{H}^{(i)}$  to stay on the same manifold,  $\mathbf{W}^{(i)}$  must be a square matrix; however, it is possible to relax this assumption and specify separate dimensionalities and curvatures for each layer instead.

**Stereographic Logits.** For classification, we need to define a  $\kappa$ -stereographic equivalent of a logit layer:

$$\mathbf{H}^{(L)} = \text{softmax} \left( \hat{\mathbf{A}} \text{logits}_{\mathfrak{st}_{\kappa}^d} \left( \mathbf{H}^{(L-1)}, \mathbf{W}^{(L-1)} \right) \right). \quad (74)$$

In order to implement logits in  $\mathfrak{st}_{\kappa}^d$ , we first consider the interpretation that Euclidean logits are signed distances from a hyperplane. This follows naturally from the linear form  $\mathbf{w}_i^{\top} \mathbf{x} + b_i$  used in traditional classification, where  $\mathbf{w}_i$  is a column vector of the final weight matrix and  $b_i$  is its corresponding bias. The magnitude directly corresponds to the point's distance from the decision boundary (the hyperplane defined by  $\mathbf{w}_i^{\top} \mathbf{x} + b_i = 0$ ), and the sign indicates which side of the hyperplane the point lies on—thus encoding both the model's decision and confidence in a single value.

Bachmann et al. (2020) and Ganea et al. (2018) use this perspective to redefine logits in non-Euclidean spaces by substituting the appropriate distance function. In  $\kappa$ -GCN, this becomes:

$$\mathbb{P}(y = k \mid \mathbf{x}) = \text{Softmax}(\text{logits}_{\mathcal{M}}(\mathbf{x}, k)) \quad (75)$$

$$\text{logits}_{\mathcal{M}}(\mathbf{x}, k) = \frac{\|\mathbf{a}_k\|_{\mathbf{p}_k}}{\sqrt{K}} \sin_K^{-1} \left( \frac{2\sqrt{|\kappa|} \langle \mathbf{z}_k, \mathbf{a}_k \rangle}{(1 + \kappa \|\mathbf{z}_k\|^2) \|\mathbf{a}_k\|} \right), \quad (76)$$

where  $\mathbf{a}_k$  is a column vector of the final weight matrix corresponding to class  $k$ ,  $\mathbf{p}_k \in \mathfrak{st}_{\kappa}^d$  is a bias term, and  $\mathbf{z}_k = -\mathbf{p}_k \oplus \mathbf{x}$ .

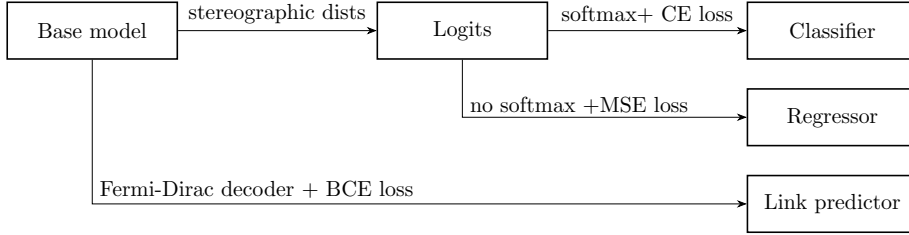


Figure 2: The relationships between the classification, regression, and link prediction modes of the  $\kappa$ -GCN: both the classifier and the regressor depend on stereographic hyperplane distances (logits); link predictions go through the Fermi-Dirac decoder instead.

Although is not explicit in Bachmann et al. (2020) how the logits aggregate across different product manifolds, we follow Cho et al. (2023) and later Chlenski et al. (2025) in aggregating logits as the  $\ell_2$ -norm of component manifold logits, multiplied by the sign of the sum of the component inner products:

$$\text{logits}_{\mathcal{P}}(\mathbf{x}, k) = \sqrt{\sum_{\mathcal{M} \in \mathcal{P}} \text{logits}_{\mathcal{M}}(\mathbf{x}_{\mathcal{M}}, k)} \cdot \sum_{\mathcal{M} \in \mathcal{P}} \langle \mathbf{x}_{\mathcal{M}}, \mathbf{a}_{\mathbf{k}_{\mathcal{M}}} \rangle. \quad (77)$$

This is consistent with the interpretation of logits as signed distances to a hyperplane, generalized to product space manifolds.

**Generating Adjacency Matrices.** Following Bachmann et al. (2020), we offer the convenience function `Manify.predictors.kappa_gcn.get_A_hat` to preprocess any square adjacency matrix  $\mathbf{A} \in \mathbb{R}^{d \times d}$  into a normalized, symmetric adjacency matrix with self-connections appropriate for use with a GCN as follows:

$$\mathbf{A}' = \mathbf{A} + \mathbf{A}^\top \quad (78)$$

$$\tilde{\mathbf{A}} = \mathbf{A}' + \mathbf{I} \quad (79)$$

$$\tilde{D}_{ii} = \sum_k \tilde{A}_{ik} \quad (80)$$

$$\hat{\mathbf{A}} = \tilde{\mathbf{D}}^{-1/2} \tilde{\mathbf{A}} \tilde{\mathbf{D}}^{-1/2}, \quad (81)$$

**Predictions with  $\kappa$ -GCN.** The stereographic logits described above can be turned into classification targets through a standard softmax function. This is the only task for which  $\kappa$ -GCN was described, but there are precedents in the literature for using such models for regression and link prediction tasks. We describe these variants below, and summarize the relationships between these three tasks in Figure 2.

For regression problems, we follow Liu et al. (2019) in setting the output dimension of our  $\kappa$ -GCN to 1, omitting the final Softmax operation, and training with a mean squared error loss function.

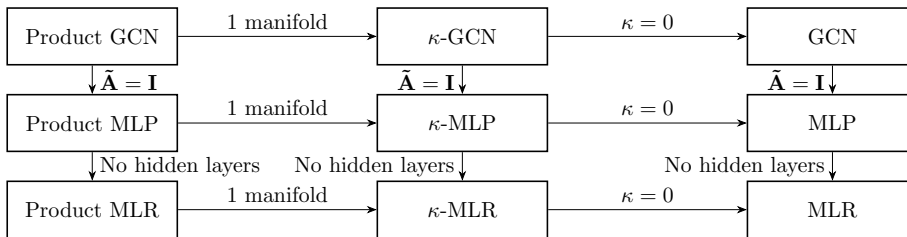


Figure 3: We diagram the relationship between 9 different models, demonstrating how they are all special cases of  $\kappa$ -GCN. In particular, the horizontal axis tracks the relationship  $\mathbb{E}^{\mathcal{C}}\mathcal{M} \subset \mathcal{P}$ , whereas the vertical axis tracks the relationship  $\text{MLR} \subset \text{MLP} \subset \text{GCN}$ . We use “MLR” to refer generically to all one-layer models.

Finally, for link prediction, we follow Chami et al. (2019) in adopting the standard choice of applying the Fermi-Dirac decoder (Krioukov et al., 2010; Nickel and Kiela, 2017) to predict edges:

$$\mathbb{P}((i, j) \in \mathcal{E} | \mathbf{x}_i, \mathbf{x}_j) = \left( \exp \left( \frac{\delta_{\mathcal{M}}(\mathbf{x}_i, \mathbf{x}_j)^2 - r}{t} \right) + 1 \right)^{-1}, \quad (82)$$

where the embeddings for points  $i$  and  $j$ ,  $\mathbf{x}_i$  and  $\mathbf{x}_j$ , may be updated by  $\kappa$ -GCN layers.

**Deriving MLPs and (Multinomial Logistic) Regression from  $\kappa$ -GCN.** We note that  $\kappa$ -GCNs contain 8 other models as special cases, which we diagram in Figure 3. In particular, any GCN can be transformed into an MLP by setting  $\hat{\mathbf{A}} = \mathbf{I}$  (effectively not passing messages along the graph edges), and any MLP can further be turned into a (multinomial logistic) regressor by removing all of its hidden layers. This has been noted in other work, such as Wu et al. (2019).

### E.3 Product Space Perceptrons

Product Space Perceptrons are currently offered as an experimental feature. Support is limited, and we have not thoroughly validated our implementation. Interested readers should refer to Tabaghi et al. (2021) for full details.

A linear classifier on  $\mathcal{P}$  is defined as

$$\text{LC}(\mathbf{x}, \mathbf{w}) = \text{sign} \left( \langle \mathbf{w}_{\mathbb{E}}, \mathbf{x}_{\mathbb{E}} \rangle + \alpha_{\mathbb{S}} \sin^{-1} (\langle \mathbf{w}_{\mathbb{S}}, \mathbf{x}_{\mathbb{S}} \rangle) + \alpha_{\mathbb{H}} \sinh^{-1} (\langle \mathbf{w}_{\mathbb{H}}, \mathbf{x}_{\mathbb{H}} \rangle_{\mathbb{H}}) + b, \right) \quad (83)$$

where  $\mathbf{X}_{\mathcal{M}}(\mathbf{x}_{\mathcal{M}})$  denotes the restriction of  $\mathbf{X} \in \mathcal{P}$  ( $\mathbf{x} \in \mathcal{P}$ ) to one of its component manifolds,  $\alpha_{\mathbb{S}}$  and  $\alpha_{\mathbb{H}}$  are weights, and  $b \in \mathbb{R}$  is a bias term. We further require that  $\|\mathbf{w}_{\mathbb{E}}\| = \alpha_{\mathbb{E}}$ ,  $\|\mathbf{w}_{\mathbb{S}}\| = \sqrt{\kappa_{\mathbb{S}}}$ , and  $\|\mathbf{w}_{\mathbb{H}}\| = \sqrt{-\kappa_{\mathbb{H}}}$ .

The Product Space Perceptron formulation relies on a kernel function. Letting  $R = \max_{\mathbf{x}_n \in \mathbf{X}} \|\mathbf{x}_{\mathbb{H},n}\|_2$ , that is the maximum *Euclidean* norm of any hyperbolic component of



$\mathbf{X}$ , we define the kernel function as

$$K(\mathbf{X}, \mathbf{x}_n) = 1 + \mathbf{X}_{\mathbb{E}}^{\top} \mathbf{x}_{\mathbb{E},n} + \alpha_{\mathbb{S}} \sin^{-1} \left( \kappa_{\mathbb{S}} \mathbf{X}_{\mathbb{S}}^{\top} \mathbf{x}_{\mathbb{S},n} \right) + \alpha_{\mathbb{H}} \sin^{-1} \left( R^{-2} \mathbf{X}_{\mathbb{H}}^{\top} \mathbf{x}_{\mathbb{H},n} \right), \quad (84)$$

$$\mathbf{K} = \begin{pmatrix} - & K(\mathbf{X}, \mathbf{x}_1) & - \\ - & K(\mathbf{X}, \mathbf{x}_2) & - \\ & \vdots & \\ - & K(\mathbf{X}, \mathbf{x}_{n_{\text{points}}}) & - \end{pmatrix}, \quad (85)$$

where  $\mathbf{X} \in \mathcal{P}^{n_{\text{points}} \times d}$  is a set of points on the manifold.

Using this kernel, which we implement in `Manify.predictors.kernel`, we can train a classic kernel perceptron to work in the product space.

#### E.4 Product Space Support Vector Machines

Product Space Support Vector Machines (SVMs) are currently offered as an experimental feature. Support is limited, and we have not thoroughly validated our implementation. Interested readers should refer to Tabaghi et al. (2021) for full details.

The Product Space SVM extends the kernel approach of Section E.3 by finding a maximum-margin classifier in the product space. The optimization problem is formulated as:

$$\text{maximize } \varepsilon - \sum_{i=1}^{n_{\text{points}}} \xi_i, \quad (86)$$

$$\text{subject to } y_i \sum_{j=1}^{n_{\text{points}}} \beta_j K(\mathbf{x}_i, \mathbf{x}_j) \geq \varepsilon - \xi_i \text{ for all } i \in \{1, \dots, n_{\text{points}}\}, \quad (87)$$

$$\text{where } \varepsilon > 0 \text{ and } \xi_i \geq 0 \quad (88)$$

Additionally, we constrain the weight vector  $\beta$  to satisfy:

$$\beta \in \text{convhull}(\mathcal{A}_{\mathbb{E}}) \cap \text{convhull}(\mathcal{A}_{\mathbb{S}}) \cap \widetilde{\mathcal{A}}_{\mathbb{H}}, \text{ where} \quad (89)$$

$$\mathcal{A}_{\mathbb{E}} = \left\{ \beta \in \mathbb{R}^{n_{\text{points}}} : \beta^{\top} \kappa_{\mathbb{E}} \beta = \alpha_{\mathbb{E}}^2 \right\}, \quad (90)$$

$$\mathcal{A}_{\mathbb{S}} = \left\{ \beta \in \mathbb{R}^{n_{\text{points}}} : \beta^{\top} \kappa_{\mathbb{S}} \beta = \frac{\pi}{2} \right\}, \quad (91)$$

$$\mathcal{A}_{\mathbb{H}} = \left\{ \beta \in \mathbb{R}^{n_{\text{points}}} : \beta^{\top} \kappa_{\mathbb{H}} \beta = \sinh^{-1}(-R^2 \kappa_{\mathbb{H}}) \right\}. \quad (92)$$

For practical optimization, we follow Tabaghi et al. (2021) in replacing the Euclidean and spherical constraint sets with their convex hulls, and relax the non-convex hyperbolic constraints through a decomposition approach.

## Appendix F. Mathematical Details: Curvature Estimation

Given a set of distance, one might wish to ask what the curvature of the underlying space is. We implement two popular approaches to answering this question:

- **Sectional curvature** in `Manify.curvature_estimation.sectional_curvature`, to measure the (positive or negative) curvature for specific nodes in a graph, and
- **Delta-hyperbolicity**, in `Manify.curvature_estimation.delta_hyperbolicity`, to measure how negatively-curved an entire space is.

### F.1 Sectional curvature

We follow Gu et al. (2018) in our definition of sectional curvature, which we implement in `Manify.curvature_estimation.sectional_curvature`. Given a geodesic triangle between  $\mathbf{a}, \mathbf{b}, \mathbf{c} \in \mathcal{M}$ , the curvature (derived from the parallelogram law in Euclidean geometry) is

$$\xi_{\mathcal{M}}(\mathbf{a}, \mathbf{b}, \mathbf{c}) = \delta_{\mathcal{M}}(\mathbf{a}, \mathbf{m})^2 + \frac{\delta_{\mathcal{M}}(\mathbf{b}, \mathbf{c})^2}{4} - \frac{\delta_{\mathcal{M}}(\mathbf{a}, \mathbf{b})^2 + \delta_{\mathcal{M}}(\mathbf{a}, \mathbf{c})^2}{2}, \quad (93)$$

where  $\mathbf{m}$  is the midpoint of the geodesic connecting  $\mathbf{b}$  and  $\mathbf{c}$ .

Of course, if we were able to take geodesic midpoints between points, we would already know the curvature of our space. Therefore, it is more interesting to consider that we only know some distances between select points. This can be described using distances in graphs. Given nodes  $a, b, c, m \in \mathcal{V}$  such that  $(b, c) \in \mathcal{E}$ , we can compute the graph equivalent of sectional curvature:

$$\xi_{\mathcal{G}}(m; b, c; a) = \frac{1}{2\delta_{\mathcal{G}}(a, m)} \left( \delta_{\mathcal{G}}(a, m)^2 + \frac{\delta_{\mathcal{G}}(b, c)^2}{4} - \frac{\delta_{\mathcal{G}}(a, b)^2 + \delta_{\mathcal{G}}(a, c)^2}{2} \right) \quad (94)$$

$$\xi_{\mathcal{G}}(m; b, c) = \frac{1}{|\mathcal{V}| - 1} \sum_{a \neq m} \xi_{\mathcal{G}}(m; b, c; a). \quad (95)$$

Note that  $\xi_{\mathcal{G}}(m; b, c)$  is just an average over  $\xi_{\mathcal{G}}(m; b, c; a)$  for all  $a \in \mathcal{V}$ .

### F.2 $\delta$ -hyperbolicity

While sectional curvature describes local curvature,  $\delta$ -hyperbolicity is a notion of global negative curvature. In particular,  $\delta$ -hyperbolicity measures the extent to which distances in a space deviate from distances in an idealized tree spanning those same points. For simplicity, we will continue to use the formulation on graphs, noting that any distance matrix can be thought of as a dense graph.

First, we define the Gromov product of  $x, y, z \in \mathcal{V}$ :

$$(y, z)_x = \frac{1}{2} (\delta_{\mathcal{G}}(x, y) + \delta_{\mathcal{G}}(x, z) - \delta_{\mathcal{G}}(y, z)). \quad (96)$$

This gives rise to a definition of  $\delta$  as the *minimal* value such that

$$\forall x, y, z, w \in \mathcal{V}, \quad (x, z)_w \geq \min((x, y)_w, (y, z)_w) - \delta. \quad (97)$$

In practice, a typical simplification is to fix  $w = w_0$ , reducing the complexity of the  $\delta$ -hyperbolicity computation from  $\mathcal{O}(n^4)$  to  $\mathcal{O}(n^3)$ . In practice, delta is computed as

$$\delta = \max \left\{ \max_k \min \{ G_{i,k}, G_{k,j} \} - \mathbf{G} \right\}, \text{ where} \quad (98)$$

$$\mathbf{G} = \begin{pmatrix} (x_0, x_0)_{w_0} & (x_0, x_1)_{w_0} & \dots & (x_0, x_n)_{w_0} \\ (x_1, x_0)_{w_0} & (x_1, x_1)_{w_0} & \dots & (x_1, x_n)_{w_0} \\ \vdots & \vdots & \ddots & \vdots \\ (x_n, x_0)_{w_0} & (x_n, x_1)_{w_0} & \dots & (x_n, x_n)_{w_0} \end{pmatrix}. \quad (99)$$

For performance reasons, we include a fast vectorized implementation of the  $\delta$ -hyperbolicity calculation, as well as a sampling-based calculation in which we consider some number  $n_{\text{samples}} \ll n_{\text{points}}^4$  of 4-tuples of points.

## Appendix G. Experiments

Whenever possible, we have tried to validate results as reported in the literature, as well as our theoretical contributions, to confirm that we have correctly implemented our algorithms. In this section, we cover:

1. Validating `Manify.embedders.delta_hyperbolicity` against a result in Khrulkov et al. (2019);
2. Validating `Manify.embedders.coordinate_learning` against a result in Gu et al. (2018); and
3. Validating the relationships in Figure 3 by directly contrasting various  $\kappa$ -GCN models with their Pytorch and Scikit-Learn equivalents.

### G.1 Validating $\delta$ -Hyperbolicity Estimation (Khrulkov et al. (2020))

We repeated the  $\delta$ -hyperbolicity measurements performed in Khrulkov et al. (2019) on the ImageNet-10 and ImageNet-100 datasets (Deng et al., 2009) using all three encoders they used: VGG-19 (Simonyan and Zisserman, 2015), ResNet-34 (He et al., 2016), and Inception V3 (Szegedy et al., 2016). For speed, we only report relative  $\delta$ -hyperbolicities ( $\delta_{\text{rel}}$ ), which is defined as

$$\delta_{\text{rel}} = \delta \frac{2}{\max_{i,j} \mathbf{D}}, \quad (100)$$

where  $\mathbf{D}$  is the matrix of all pairwise distances. Since we only report the maximum over a subset of the data, it is expected that our results slightly underestimate the true  $\delta_{\text{rel}}$ , as it is a maximum over a larger dataset.

Table 3: Comparing  $\delta$ -hyperbolicity estimates for CIFAR-10 and CIFAR-100 test sets with Khrulkov et al. (2019). Our  $\delta_{\text{rel}}$  is consistently (slightly) less than or equal to theirs, which is consistent with their  $\delta_{\text{rel}}$  being a maximum taken over a larger dataset.

Dataset	Encoder	Our $\delta_{\text{rel}}$	Khrulkov et al. (2019) $\delta_{\text{rel}}$
CIFAR-10	VGG19	0.21	0.23
	ResNet34	0.25	0.26
	Inception v3	0.22	0.25
CIFAR-100	VGG19	0.22	0.22
	ResNet34	0.27	0.25
	Inception v3	0.22	0.23

#### G.1.1 VALIDATING COORDINATE LEARNING (GU ET AL 2018)

To validate our implementation of the coordinate learning algorithm in Gu et al. (2018), we trained embeddings for the CS-PhDs dataset and compared our final  $D_{\text{avg}}$  values to those reported in the paper. We trained our model for 3,000 epochs, of which the first 1,000 were burn-in epochs, with a burn-in learning rate of 0.001, a training learning rate of 0.01, and

learnable curvatures. We show our final distortion values in Table 4, and plot the loss curve for each embedding in Figure 4.

Table 4: Final  $D_{\text{avg}}$  values for the CS-PhDs dataset as reproduced by us (left) and as reported in Gu et al. (2018) (right).

Signature	Our $D_{\text{avg}}$	Gu et al. (2018) $D_{\text{avg}}$
$\mathbb{E}^{10}$	0.0521	0.0543
$\mathbb{H}^{10}$	0.0544	0.0502
$\mathbb{S}^{10}$	0.0614	0.0569
$(\mathbb{H}^5)^2$	0.0509	0.0382
$(\mathbb{S}^5)^2$	0.0601	0.0579
$\mathbb{H}^5 \times \mathbb{S}^5$	0.0501	0.0622
$(\mathbb{H}^2)^5$	0.0768	0.0687
$(\mathbb{S}^2)^5$	0.0915	0.0638
$(\mathbb{H}^2)^2 \times \mathbb{E}^2 \times (\mathbb{S}^2)^2$	0.0689	0.0765

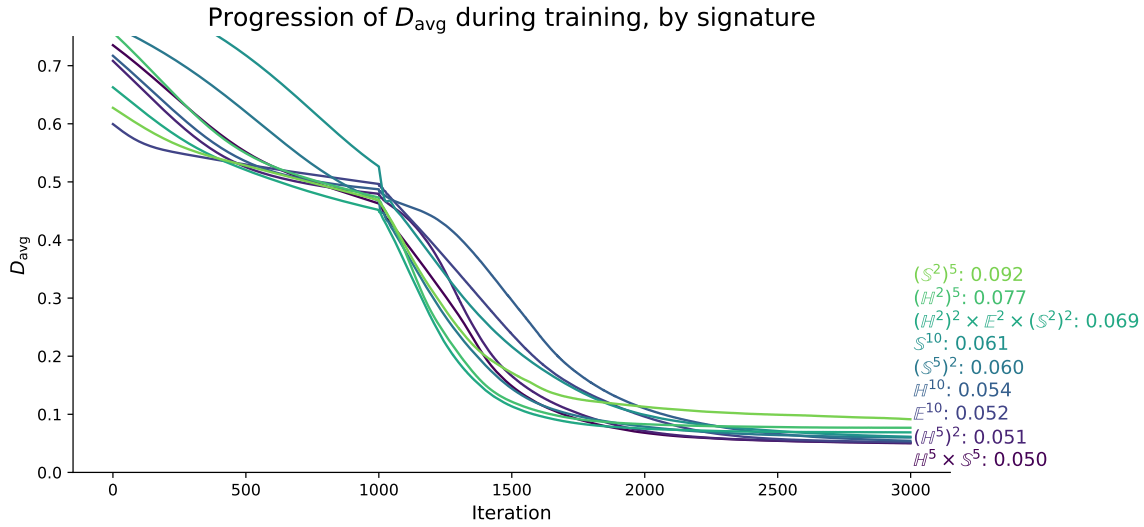


Figure 4: Loss curves for the embeddings learned in Table 4. Final  $D_{\text{avg}}$  values are repeated in the legend on the right-hand side. Note that the loss curves suggest that all embeddings have converged.

## G.2 Validating $\kappa$ -GCN Model Relations

In Table 5, we test the relationships laid out in Figure 3. We applied the Wilcoxon rank-sum test over prediction accuracies for Gaussian mixtures with 3 clusters and 2 classes in  $\mathbb{E}^2$  for 30 trials apiece. We define the models as follows:

- The  $\kappa$ -MLP is a  $\kappa$ -GCN with  $\kappa = 0$  and  $\hat{\mathbf{A}} = \mathbf{I}$ , and one hidden layer;
- The  $\kappa$ -MLR is a  $\kappa$ -GCN with  $\kappa = 0$ ,  $\hat{\mathbf{A}} = \mathbf{I}$ , and no hidden layers;
- The Pytorch MLP is a Pytorch neural network with one hidden layer. To match  $\kappa$ -GCN, it has square weights and no biases;
- The Pytorch MLR is a single linear layer,
- The “Scikit-Learn MLR” refers to the ‘LogisticRegression’ class in Scikit-Learn.

All predictors were trained for 2,000 epochs.

Table 5: Wilcoxon rank-sum test  $p$ -values for accuracies of different models across 30 trials of Gaussian mixture classification. By default, we expect MLP models to be similar to one another, and MLR models to be similar to one another, but MLR and MLP models to differ.

	$\kappa$ -MLP	Pytorch MLP	$\kappa$ -MLR	Pytorch MLR	Scikit-Learn MLR
$\kappa$ -MLP	1.00	0.477	1.00	0.477	0.142
Torch MLP	0.477	1.00	0.477	0.477	0.524
$\kappa$ -MLR	1.00	0.477	1.00	1.00	0.142
Torch MLR	0.477	0.477	1.00	1.00	0.142
Scikit-Learn MLR	0.142	0.524	0.142	0.142	1.00