



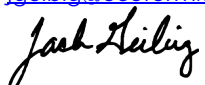


ENVIRONMENTAL PRODUCT DECLARATION

SL-175™ – Self-Leveling Underlayment



Certified
Environmental
Product Declaration
www.nsf.org

Program Operator	NSF Certification LLC 789 N. Dixboro, Ann Arbor, MI 48105 www.nsf.org	
General Program Instructions and Version Number	Program Operator Rules v 2.7 2022	
Manufacturer Name and Address	Bostik, Inc. Paulsboro New Jersey Plant, 2000 Nolte Drive, Paulsboro, NJ, 08066	
Declaration Number	EPD10894	
Declared Product and Functional Unit	SL-175™ surface preparation is manufactured at Paulsboro, NJ SLU required over 1 m ² to achieve acceptable substrate flatness of less than 1 mm surface variation over a 1,000 mm span for a period of 75 years	
Reference PCR and Version Number	Cement-based Grout, Adhesive Mortar and Self-Leveling Underlayment EPD Requirements (UL Environment V1.0, 2022)	
Product's intended Application and Use	Flooring Applications	
Product RSL	75 years	
Markets of Applicability	North America	
Date of Issue	11/22/2023	
Period of Validity	5 years from date of issue	
EPD Type	Product Specific	
Range of Dataset Variability	N/A	
EPD Scope	Cradle to Grave	
Year of reported manufacturer primary data	2019	
LCA Software and Version Number	GaBi 10.6.1.265	
LCI Database and Version Number	GaBi Database Service Pack 2022.1	
LCIA Methodology and Version Number	TRACI 2.1 IPCC AR6	
The sub-category PCR review was conducted by:	Thomas Gloria, PhD Bill Stough Dr. Michael Overcash	
This declaration was independently verified in accordance with ISO 14025: 2006. The UL Environment "Part A: Life Cycle Assessment Calculation Rules and Report Requirements" v3.2 (December 2018), and ISO 21930:2017, serves as the core PCR, with additional considerations from the USGBC/UL Environment Part A Enhancement (2017) <input type="checkbox"/> Internal <input checked="" type="checkbox"/> External	Jack Geibig - EcoForm jgeibig@ecoform.com 	
This life cycle assessment was conducted in accordance with ISO 14044 and the reference PCR by:	WAP Sustainability Consulting	
This life cycle assessment was independently verified in accordance with ISO 14044 and the reference PCR by:	Jack Geibig - EcoForm jgeibig@ecoform.com 	
<p>Limitations: Environmental declarations from different programs (ISO 14025) may not be comparable. Comparison of the environmental performance of SLUs using EPD information shall be based on the product's use and impacts at the building level, and therefore EPDs may not be used for comparability purposes when not considering the building energy use phase as instructed under this PCR.</p>		



Product Definition and Information

Description of Company

Bostik is a world-class leader in sealing and bonding technologies. We create smart adhesive solutions for both industries and consumers, covering a broad range of markets such as construction, packaging, automotive, high tech, hygiene products, etc. The adhesive division of the Arkema Group, a specialty materials leader, Bostik benefits from unique research & development capabilities to help build a world that is safer, more sustainable, and adaptive. With over 2 billion USD annual sales and over 6,000 people, Bostik is present in more than 50 countries.

Product Description

SL-175™ is a premium, calcium aluminate-based, interior, self-leveling underlayment that can be used to create a smooth, flat or level surface prior to the installation of floor coverings. Its long working time, low shrinkage and superior leveling properties make it the ideal product for demanding applications on, above, or below grade. The product code for this product is: 30615889.

Application

SL-175™ is a high-performance SLU, commonly used in a variety of applications including commercial, light commercial, institutional, and residential interior and exterior applications.

Declaration of Methodological Framework

This LCA follows an attributional approach and is a cradle to grave study.

Technical Requirements

SL-175™ is an underlayment used to resurface interior subfloors prior to the installation of the finished floor covering. **Error! Reference source not found.** shows the technical specification of SL-175™, including any testing data as appropriate. This product meets the standard testing method for time of setting of hydraulic cement ASTM C-191.

Table 1: Technical Data

	SL-175™	
Mass (when installed)	5.13	kg
Density (when installed)	1.615	kg/m ³
Compressive Strength	3,866,883	kg/m ² @ 28 days
Tensile Bond Strength	3.45	N/mm ²
Flexural Strength	7.58	N/mm ²
Pot Life	20	Minutes
Mixture Proportion	0.23	Liters liquid/kg power



Properties of Declared Product as Delivered

SLUs are traditionally packaged in cardboard boxes, paper and polyethylene bags. These cardboard boxes and shrink wrapped and loaded onto wooden pallets which are then delivered to the customer or job site.

Material Composition

Typical product composition provided by Bostik is summarized in Table 2.

Table 2: Product Composition

Ingredient Category	% of product by mass
Calcium Sulfate Dihydrate	0-3.00%
Carbonic Acid	0-2.60%
Cements	0-21.8%
Gypsum	0-0.54%
Limestone	0-18.9%
Proprietary Polymer	0-0.68%
Proprietary Additives	0-0.96%
Quartz	0-47.1%

This product contains no regulated substances.

Manufacturing

Raw materials, including quartz, silica, calcium carbonate, portland cement and other additives are stored until required for production. To manufacture SLUs, these materials are batch mixed based on formulation and packaged in bags and then palletized. After this, they are transported to customer locations or job sites. No substances required to be reported as hazardous are associated with the production of this product.

Packaging

SL-175™ is primarily packaging is either a paper/plastic composite, plastic, or paper bag, with secondary/tertiary packaging of shrink film and pallets.

Transportation

In this stage, the product is transported from the manufacturing site to the distributor, and finally to the application site. The product is delivered to the customer via truck and transportation distances were calculated based on sales records provided by Bostik.



Production Installation

SLUs for tile installation is primarily installed by hand, with potential limited use of machines to mix the SLUs prior to application. Due to its material composition, SLUs is typically quite alkaline and, as such, eye and skin contact should be avoided, especially for prolonged periods and within small spaces. Additionally, precautions should be taken to reduce dust emissions and inhalation during the installation process. The installation safety instructions of a given SLU product should be followed during application. During installation, SLU is applied at approximately 5.36 kg/m² with around 4.5% of the total material lost as waste. Although some of this waste could be recycled, this scrap is modeled as being disposed of in a landfill.

Use

Surface level underlayment does not have significant use phase inputs, and thus does not need water for cleaning purposes, since this product is concealed behind surface materials such as tile.

Reference Service Life and Estimated Building Service Life

According to Part A of the PCR, the Estimated Service Life (ESL) of the building is assumed to be 75 years. Since surface level underlayment is expected to last as long as the building itself, the Reference Service Life (RSL) of SLU is taken to be 75 years.

Reuse, Recycling, and Energy Recovery

SLU is typically not reused, recovered, or recycled.

Disposal

As SLU is bound to the tile during application, it is typically disposed with the tile and as such, can be used in multiple applications—for example, clean fill material in land reclamation/contouring projects, base or substrate material for roadways and/or parking lots, replacement for raw materials used in cement or brick kilns, etc.

However, for purposes of this EPD, the analysis adopts the most conservative approach and assumes that 100% of all SLU waste is disposed of in a landfill. Distance to end-of-life facilities is assumed to be 100 km.

Life Cycle Assessment Background Information

Functional Unit

The functional unit for SLUs, according to the UL PCR is the amount of installed self-leveler required over 1 m² to achieve acceptable substrate flatness of less than 1 mm surface variation over a 1,000 mm span, which is 5.36 kg/m². This product requires no accessories to meet the requirements of the functional unit.

System Boundary

This LCA is a Cradle-to-Grave study. An overview of the system boundary is shown in **Error! Reference source not found.**

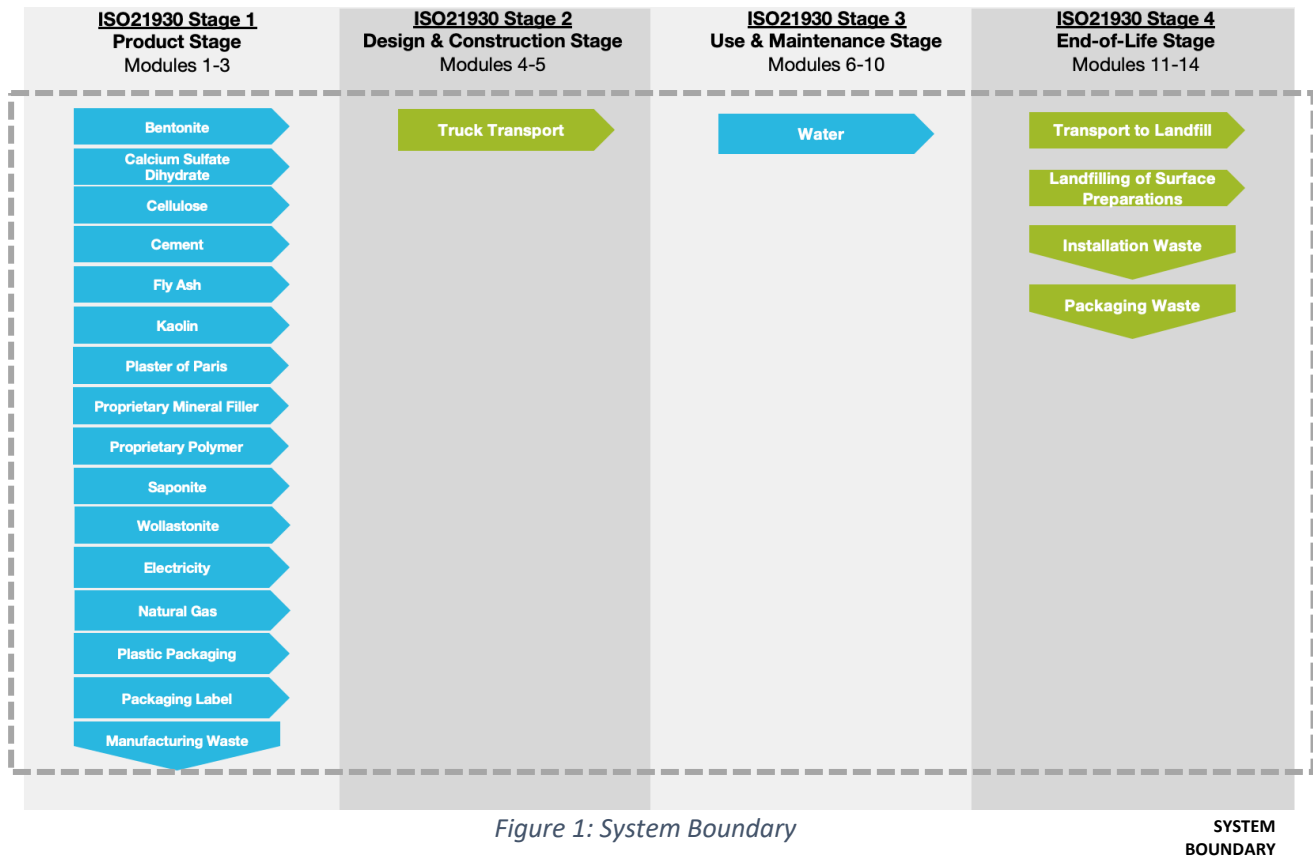


Figure 1: System Boundary

SYSTEM
BOUNDARY

Estimates and Assumptions

All estimates and assumptions are within the requirements of ISO 14040/44. The majority of the estimations are within the primary data. The primary data was collected as annual totals including all utility usage and production information. For the LCA, the usage information was divided by the production volume to create an energy use per declared unit. Other assumptions are listed below:

- Availability of geographically more accurate datasets would have improved the accuracy of the study.
- Since this LCA uses the cut-off approach to recycled material in the product, no credit is given to product system but rather is exempted from the burden of extracting virgin material in place of using recycled material.
- Only known and quantifiable environmental impacts are considered.
- Due to the assumptions and value choices listed above, these do not reflect real-life scenarios and hence they cannot assess actual and exact impacts, but only potential environmental impacts.



Cut-off Criteria

Material and energy inputs less than 1% were included if sufficient data was available to warrant inclusion and/or the material/ energy input was thought to have significant environmental impact. Cumulative excluded material/ energy inputs and environmental impacts are less than 5% based on total weight of the functional unit. No known flows are deliberately excluded from this EPD.

The list of excluded materials and energy inputs include:

- Some minor additives have been excluded (1%). The exclusion of these materials has no major impacts on the overall results. However, to account for this difference, the inputs were scaled up to fill in the missing additives to total the composition to 100%.
- As the tools used during the installation of the product are multi-use tools and can be reused after each installation, the per-declared unit impacts are considered negligible and therefore are not included.
- Some material inputs may have been excluded within the GaBi datasets used for this project. All GaBi datasets have been critically reviewed and conform to the exclusion requirement of ISO 21930.

Data Sources

Primary data was collected by facility personnel and from utility bills and was used for all manufacturing processes. Whenever available, supplier data was used for raw materials used in the production processes. When primary data did not exist, secondary data for raw material production was utilized from GaBi Database Version 10.6.1.35, Service Pack, 2021.2.

Data Quality Assessment

The overall data quality is considered very good.

Geographical Coverage

The geographical scope of the manufacturing portion of the life cycle is Paulsboro, NJ USA. All primary data were collected from the manufacturer. The geographic coverage of primary data is considered excellent.

The geographical scope of the raw material acquisition is the United States. Customer distribution, site installation, and use portions of the life cycle is mostly the United States.

In selecting secondary data (i.e. GaBi Datasets), priority was given to the accuracy and representativeness of the data. When available and deemed of significant quality, country-specific data were used. However, priority was given to technological relevance and accuracy in selecting secondary data. This often led to the substitution of regional and/or global data for country-specific data. Overall geographic data quality is considered good.



Time Coverage

Primary data were provided by the manufacturer and represent all information for calendar year 2019. The project commenced in 2021. Due to deviation from business-as-usual manufacturing in 2020, attributed to the COVID-19 pandemic, utility data from 2019 were used. Using these data meets the PCR requirements. Time coverage of these primary data is considered good.

Data necessary to model cradle-to-gate unit processes was sourced from Sphera GaBi LCI datasets. Time coverage of the GaBi datasets varies from approximately 2017 to present. All datasets rely on at least one 1-year average data. Other than GaBi datasets, the study also utilizes three additional external studies. Though the studies are beyond a 5-year period, efforts have been made to mitigate the impact: only unit processes were extracted from the studies and up-to-date datasets from GaBi are used to represent the intermediate flows and to replace the obsolete datasets. Overall time coverage of the datasets is considered good and meets the requirement of the PCR.

Technological Coverage

Primary data provided by the manufacturer is specific to the technology the company uses in manufacturing their product. It is site-specific and considered of good quality. It is worth noting that the energy used in manufacturing the product includes overhead energy such as lighting, heating and sanitary use of water. Sub-metering was not available to extract process-only energy use from the total energy use. Sub-metering would improve the technological coverage of data quality.

Data necessary to model cradle-to-gate unit processes was sourced from GaBi LCI datasets. Technological coverage of the datasets is considered good relative to the actual supply chain of the manufacturer. While improved life cycle data from suppliers would improve technological coverage, the use of lower-quality generic datasets does meet the goal of this LCA.

Period under Review

The period under review is calendar year 2019.

Allocation

General principles of allocation were based on ISO 14040/44. To derive per-unit values for manufacturing inputs, allocation based on total production by mass was adopted.

Comparability

This study was not completed with the intent that comparative assertion with external objects or public disclosures (i.e., comparative marketing claims) would be made. Full conformance with the PCR for grout, mortar, and SLU allows EPD comparability only when all stages of a life cycle have been considered.

Life Cycle Assessment Scenarios

Table 3: Transport to the building site (A4)

Name	Value	Unit
Fuel Type	Diesel	-
Fuel Efficiency	44.7	L/100km
Vehicle Type	US: Truck-Heavy Heavy-duty Diesel Truck / 53,333 lb payload	-
Transportation Distance	500	km
Capacity utilization (including empty runs, mass based)	67	%
Weight of products transported (if gross density not reported)	5.36	kg
Capacity utilization volume factor (factor: ≥ 1 or ≤ 1 for compressed or nested packaging products)	1	1

Table 4: Installation into the building (A5)

Name	Value	Unit
Polymer modifier [kg]	0.09	kg
Net Freshwater Consumption [m ³]	0.80	m ³
Product loss per functional unit sent to landfill [kg]	0.23	kg
Pulp PKG waste to incineration [kg]	0.01	kg
Pulp PKG waste to landfill [kg]	0.02	kg
Pulp PKG waste to recycle [kg]	0.08	kg
Plastic PKG waste to incineration [kg]	0.002	kg
Plastic PKG waste to landfill [kg]	0.01	kg
Plastic PKG waste to recycle [kg]	0.002	kg
Total waste materials resulting from on-site waste processing [kg]	0.35	kg
Biogenic carbon contained in packaging [kg CO ₂]	0.178	kg CO ₂



Table 5: Reference Service Life

Name	Value	Unit
Reference Service Life (RSL)	75	years

Table 6: End of life (C1-C4)

Name	Value	Unit
Assumptions for scenario development (description of deconstruction, collection, recovery, disposal method, and transportation)	-	-
Collection process (specified by type)	Collected separately	kg
	Collected with mixed construction waste	6.25 kg
Recovery (specified by type)	Reuse	kg
	Recycling	kg
	Landfill	6.25 kg
	Incineration	kg
	Incineration with energy recovery	kg
	Energy conversation efficiency rate	-
Disposal (specified by type)	Product of material for final deposition	6.25 kg
Removals of biogenic carbon (excluding packaging)	-	kg CO ₂

Note that maintenance (B2), repair (B3), replacement (B4), refurbishment (B5), Operational energy use (B6), Operational water use (B7), and reuse, recovery, and/or recycling potentials (D) has been removed from this section as they are not material to this investigation.

Life Cycle Assessment Results

Table 7: Description of the system boundary modules

	PRODUCT STAGE			CONSTRUCTION PROCESS STAGE		USE STAGE							END OF LIFE STAGE				BENEFITS AND LOADS BEYOND THE SYSTEM BOUNDARY	
	A1	A2	A3	A4	A5	B1	B2	B3	B4	B5	B6	B7	C1	C2	C3	C4	D	
	Raw material supply	Transport	Manufacturing	Transport from gate to site	Assembly/Install	Use	Maintenance	Repair	Replacement	Refurbishment	Building Operational Energy Use	Building Operational Water Use During	Deconstruction	Transport	Waste processing	Disposal	Reuse, Recovery, Recycling Potential	
Cradle to Grave	X	X	X	X	X	X	X	X	X	X	X	X	X	X	X	X	X	ND

Note: LCIA results are relative expressions and do not predict impacts on category endpoints, the exceeding of thresholds, safety margins or risks. Third party verified ISO 14040/44 secondary LCI data sets contribute more than 67% of total impacts to the required impact categories.



Life Cycle Impact Assessment Results

Table 8: North American Impact Assessment Results

Impact Category	A1-A3	A4	A5	B1	B2	B3	B4	B5	B6	B7	C1	C2	C3	C4	D
TRACI LCIA Impacts and IPCC AR6 (North America)															
AP [kg SO ₂ eq]	5.62E-03	1.02E-03	1.26E-03	0.00E+00	0.00E+00	0.00E+00	0.00E+00	0.00E+00	0.00E+00	0.00E+00	0.00E+00	1.41E-04	0.00E+00	2.29E-03	ND
EP [kg N eq]	4.24E-04	9.06E-05	6.29E-05	0.00E+00	0.00E+00	0.00E+00	0.00E+00	0.00E+00	0.00E+00	0.00E+00	0.00E+00	1.48E-05	0.00E+00	1.72E-03	ND
GWP [kg CO ₂ eq]	2.06E+00	2.19E-01	2.82E-01	0.00E+00	0.00E+00	0.00E+00	0.00E+00	0.00E+00	0.00E+00	0.00E+00	0.00E+00	4.98E-02	0.00E+00	5.25E-01	ND
ODP [kg CFC 11 eq]	1.09E-13	4.14E-16	1.32E-14	0.00E+00	0.00E+00	0.00E+00	0.00E+00	0.00E+00	0.00E+00	0.00E+00	0.00E+00	9.45E-17	0.00E+00	1.68E-14	ND
Resources [MJ]	2.45E+00	4.08E-01	8.49E-01	0.00E+00	0.00E+00	0.00E+00	0.00E+00	0.00E+00	0.00E+00	0.00E+00	0.00E+00	9.31E-02	0.00E+00	1.01E+00	ND
SFP [kg O ₃ eq]	1.21E-01	2.35E-02	9.06E-03	0.00E+00	0.00E+00	0.00E+00	0.00E+00	0.00E+00	0.00E+00	0.00E+00	0.00E+00	3.21E-03	0.00E+00	4.02E-02	ND
IPCC AR5 GWP [kg CO ₂ eq]	2.06E+00	2.19E-01	2.82E-01	0.00E+00	0.00E+00	0.00E+00	0.00E+00	0.00E+00	0.00E+00	0.00E+00	0.00E+00	4.98E-02	0.00E+00	5.25E-01	ND
ADPF [MJ]	1.61E+01	2.57E+00	6.05E+00	0.00E+00	0.00E+00	0.00E+00	0.00E+00	0.00E+00	0.00E+00	0.00E+00	0.00E+00	5.86E-01	0.00E+00	6.13E+00	ND
Carbon Emissions and Uptake															
BCRP [kg CO ₂]	0.00E+00	0.00E+00	0.00E+00	0.00E+00	0.00E+00	0.00E+00	0.00E+00	0.00E+00	0.00E+00	0.00E+00	0.00E+00	0.00E+00	0.00E+00	0.00E+00	ND
BCEP [kg CO ₂]	0.00E+00	0.00E+00	0.00E+00	0.00E+00	0.00E+00	0.00E+00	0.00E+00	0.00E+00	0.00E+00	0.00E+00	0.00E+00	0.00E+00	0.00E+00	0.00E+00	ND
BCRK [kg CO ₂]	2.07E-01	0.00E+00	2.07E-03	0.00E+00	0.00E+00	0.00E+00	0.00E+00	0.00E+00	0.00E+00	0.00E+00	0.00E+00	0.00E+00	0.00E+00	0.00E+00	ND
BCEK [kg CO ₂]	0.00E+00	0.00E+00	1.52E-01	0.00E+00	0.00E+00	0.00E+00	0.00E+00	0.00E+00	0.00E+00	0.00E+00	0.00E+00	0.00E+00	0.00E+00	0.00E+00	ND
BCEW [kg CO ₂]	0.00E+00	0.00E+00	0.00E+00	0.00E+00	0.00E+00	0.00E+00	0.00E+00	0.00E+00	0.00E+00	0.00E+00	0.00E+00	0.00E+00	0.00E+00	0.00E+00	ND
CCE [kg CO ₂]	0.00E+00	0.00E+00	0.00E+00	0.00E+00	0.00E+00	0.00E+00	0.00E+00	0.00E+00	0.00E+00	0.00E+00	0.00E+00	0.00E+00	0.00E+00	0.00E+00	ND
CCR [kg CO ₂]	0.00E+00	0.00E+00	0.00E+00	0.00E+00	0.00E+00	0.00E+00	0.00E+00	0.00E+00	0.00E+00	0.00E+00	0.00E+00	0.00E+00	0.00E+00	0.00E+00	ND
CWNR [kg CO ₂]	0.00E+00	0.00E+00	0.00E+00	0.00E+00	0.00E+00	0.00E+00	0.00E+00	0.00E+00	0.00E+00	0.00E+00	0.00E+00	0.00E+00	0.00E+00	0.00E+00	ND

Note: Comparisons cannot be made between product-specific or industry average EPDs at the design stage of a project, before a building has been specified. Comparisons may be made between product-specific or industry average EPDs at the time of product purchase when product performance and specifications have been established and serve as a functional unit for comparison. Environmental impact results shall be converted to a functional unit basis before any comparison is attempted. Any comparison of EPDs shall be subject to the requirements of ISO 21930. EPDs are not comparative assertions and are either not comparable or have limited comparability when they have different system boundaries, are based on different product category rules or are missing relevant environmental impacts. Such comparison can be inaccurate and could lead to erroneous selection of materials or products which are higher impact, at least in some impact categories.



LCA Interpretation

Overall, the dominance analysis shows that the vast majority of the impacts for all products are in the aggregated A1-A3 phase. A1-A3 includes raw material sourcing, transportation, and manufacturing. Following the A1-A3 phase in magnitude is the A5 phase which includes installation of the product. Global warming impacts from the installation phase are due to the use of materials for installation of SLUs.

For SLU, in the sourcing and extraction stage, the largest contributors to the impacts in terms of raw materials are portland cement (51%), colorants (8.3%), sand (3.7%) and copolymer (2.3%). Within manufacturing, electricity contributes to 20.2% of overall GWP impacts while thermal energy from natural gas contributes to 5.1%.

Shipping to customer contributes around 4% of total GWP impacts, while installation contributes around 6.3% of GWP impacts. Finally, disposal of the product to landfill contributes 6.74% to total GWP impacts.

Additional Environmental Information

Environmental and Health During Manufacturing

Bostik is governed by federal and local requirements for dust control. Where applicable, dust collection systems are incorporated in processes to optimize material usage and mitigate airborne dust and particulate matter with the factory.

Environment and Health During Installation

Refer to SDS for any PPE requirements. Contact manufacturer for OSHA Respirable Silica compliance information.

Extraordinary Effects

Fire

Once cured, SLU is fire resistant.

Water

Once cured, SLU is non-sensitive to moisture.

Mechanical destruction

Tile should not be installed until any and all structural damage to the building has been adequately repaired and determined to be code compliant. Surface must be structurally sound, stable, and rigid enough to support grout, mortar, and tile, in addition to any other ancillary tile installation products.



Environmental Activities and Certifications

SL-175™ has a Health Product Declaration (HPD) which can be found at <https://www.hpd-collaborative.org/hpd-public-repository/>.

These products also have FloorScore certificates that can be found here: <https://www.scsglobalservices.com/certified-green-products-guide?q=bostik&program=301>.

More information on Bostik's products can be found on [their website](#).

Supporting Documentation

The full text of the acronyms are found in Table 10.

Table 10: Acronym Key

Acronym	Text	Acronym	Text
LCA Indicators			
ADP-elements	Abiotic depletion potential for non-fossil resources	GWP	Global warming potential
ADP-fossil	Abiotic depletion potential for fossil resources	OPD	Depletion of stratospheric ozone layer
AP	Acidification potential of soil and water	POCP	Photochemical ozone creation potential
EP	Eutrophication potential	Resources	Depletion of non-renewable fossil fuels
These six impact categories are globally deemed mature enough to be included in Type III environmental declarations. Other categories are being developed and defined and LCA should continue making advances in their development, however the EPD users shall not use additional measures for comparative purposes.			
LCI Indicators			
RPR_E	Use of renewable primary energy excluding renewable primary energy resources used as raw materials	RPR_M	Use of renewable primary energy resources used as raw materials
NRPR_E	Use of non-renewable primary energy excluding non-renewable primary energy resources used as raw materials	NRPR_M	Use of non-renewable primary energy resources used as raw materials
SM	Use of secondary materials	FW	Net use of fresh water
RSF	Use of renewable secondary fuels	NRSF	Use of non-renewable secondary fuels
HWD	Disposed-of-hazardous waste	MR	Materials for recycling
NHWD	Disposed-of non-hazardous waste	MER	Materials for energy recovery
HLRW	High-level radioactive waste, conditioned, to final repository	ILLRW	Intermediate- and low-level radioactive waste, conditioned, to final repository
CRU	Components for reuse	EE	Exported energy
RE	Recovered Energy		
Biogenic Carbon Indicators			
BCRP	Biogenic Carbon Removal from Product	BCEW	Biogenic Carbon Emission from Combustion of Waste from Renewable Sources Used in Production Processes
BCEP	Biogenic Carbon Emission from Product	CCE	Calcination Carbon Emissions
BCRK	Biogenic Carbon Removal from Packaging	CCR	Carbonation Carbon Removals



BCEK

Biogenic Carbon Emission from Packaging

CWNR

Carbon Emissions from Combustion of Waste from Non-Renewable Sources used in Production Processes

References

- CML - Department of Industrial Ecology. (2016, September 05). CML-IA Characterisation Factors. Retrieved from <https://www.universiteitleiden.nl/en/research/research-output/science/cml-ia-characterisation-factors>
- IPCC. (2013). Climate Change 2013: The Physical Science Basis. Contribution of Working Group I to the Fifth Assessment Report of the Intergovernmental Panel on Climate Change. [Stocker, T.F., D. Qin, G.-K. Plattner, M. Tignor, S.K. Allen, J. Boschung, A. Nauels, Y. Xia, V. Bex and P.M. Midgley (eds.)]. Cambridge, United Kingdom and New York, NY, USA: Cambridge University Press.
- ISO. (2006). ISO 14025: Environmental labels and declarations - Type III environmental declarations - Principles and procedures. Geneva: International Organization for Standardization.
- ISO. (2006). ISO 14040/Amd 1:2020: Environmental management - Life cycle assessment - Principles and framework. Geneva: International Organization for Standardization.
- ISO. (2006). ISO 14044/Amd 1:2017/Amd 2:2020: Environmental Management - Life cycle assessment - Requirements and Guidelines. Geneva: International Organization for Standardization.
- ISO. (2017). ISO 21930: Sustainability in buildings and civil engineering works - Core rules for environmental product declarations of construction products and services. Geneva: International Organization for Standardization.
- UL Environment. (2022). Part A: Life Cycle Assessment Calculation Rules and Report Requirements, UL 10010, V4.0.
- UL Environment. (2022). Part B: Cement-based Grout, Adhesive Mortar and Self-Leveling Underlayment EPD Requirements.
- US EPA. (2012). TRACI: The Tool for the Reduction and Assessment of Chemical and Other Environmental Impacts. Version 2.1 - User Guide. Retrieved from <https://nepis.epa.gov/Adobe/PDF/P100HN53.pdf>