

A dynamical mechanism rooted in the Lorenz system for giant negative and positive mobility of a memory-driven active particle

Rahil N. Valani^{1*} and Bruno S. Dandogbessi²

¹*Rudolf Peierls Centre for Theoretical Physics, Parks Road,
University of Oxford, OX1 3PU, United Kingdom and*

²*Ecole Nationale Supérieure de Génie Mathématique et Modélisation (ENSGMM),
Université Nationale des Sciences, Technologies, Ingénierie et Mathématiques, Abomey, République du Bénin*

(Dated: August 2, 2024)

On applying a small bias force, non-equilibrium systems may respond in paradoxical ways such as with giant negative mobility (GNM) – a large net drift opposite to the applied bias, or giant positive mobility (GPM) – an anomalously large drift in the same direction as the applied bias. We consider an idealized model of a memory-driven active particle inspired from experiments with walking/superwalking droplets that takes the form of the celebrated Lorenz system. By adding a small bias force to this Lorenz model, we uncover a mechanism for simultaneous emergence of GNM and GPM in the parameter space. Within the chaotic sea of the parameter space, a symmetric pair of coexisting asymmetric limit cycles separate and migrate under applied bias force, resulting in anomalous transport behaviors that are sensitive to the particle’s memory. This provides a general dynamical mechanism for the emergence of anomalous transport behaviors for self-driven particles described by low-dimensional autonomous chaotic systems.

When a small bias force is applied to a system at equilibrium, it responds with a net drift in the direction of the applied bias. However, non-equilibrium systems can respond in counterintuitive ways to a small applied bias. A peculiar anomalous transport behavior that defies intuition is negative mobility, where a system responds with a net drift in the direction opposite to the applied bias force. Negative mobility has been observed in experiments of both classical as well as quantum systems, such as electrons in GaAs quantum wells [1], transport through semiconductor superlattices [2, 3] and particles moving in structured microfluidic channels [4]. Theoretically and numerically, negative mobility and related anomalous transport behaviors have been extensively investigated in various minimal models of a passive inertial particle, either deterministic or stochastic, with typical features of dissipation, spatially periodic potential and external time-periodic driving [5–15]. These studies have identified different mechanisms that give rise to negative mobility in these externally-driven non-autonomous systems, and the effect is attributed to at least one of the following ingredients: noise-induced fluctuations, chaotic attractors and periodic limit cycle attractors. Investigation of negative mobility in self-driven active systems has been relatively scarce but it is increasing with a recent surge of interest in active matter [16–21]. In this letter, we consider a simple model of a memory-driven active particle based on the experimental system of walking/superwalking droplets [22, 23], that takes the form of the celebrated Lorenz dynamical system [24]. We uncover a dynamical mechanism for simultaneous emergence of giant negative mobility (GNM) and giant positive mobility (GPM) rooted in the Lorenz system [25].

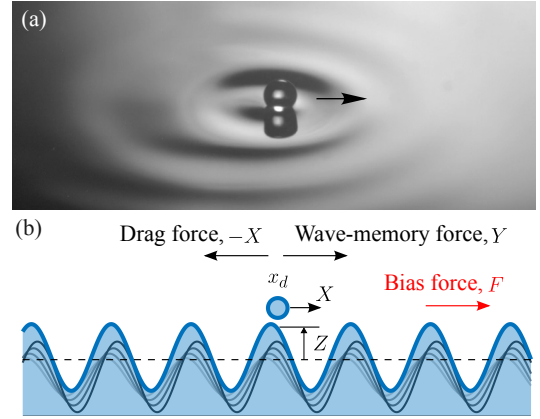


FIG. 1. Lorenz system model for a memory-driven active particle. (a) Experimental image of a superwalking droplet [23] and (b) a schematic (not to scale) of the corresponding idealized Lorenz system model. A particle located at x_d (blue circle) moves in one-dimension with horizontal velocity $\dot{x}_d = X$ and experiences a memory force Y from its self-generated wave field (blue) built-up by superposition of individual sinusoidal decaying waves generated by the particle at each instant of time (black and gray curves, with the higher intensity of the color indicating the waves created more recently). In addition, the particle experiences an effective drag force $-X$ and an external constant applied bias force F . The wave field height at particle location is Z .

A vertically vibrating liquid bath can support bouncing and walking droplets of the same liquid on its free surface [22, 23, 26]. Each impact in the periodic bouncing of the droplet generates a localized standing wave that decays in time. The droplet interacts with these self-generated waves on subsequent bounces to propel itself horizontally resulting in walking and superwalking droplets (see Fig. 1(a)). Such droplets have been shown to mimic hydrodynamic analogs of several quantum sys-

* rahil.valani@physics.ox.ac.uk

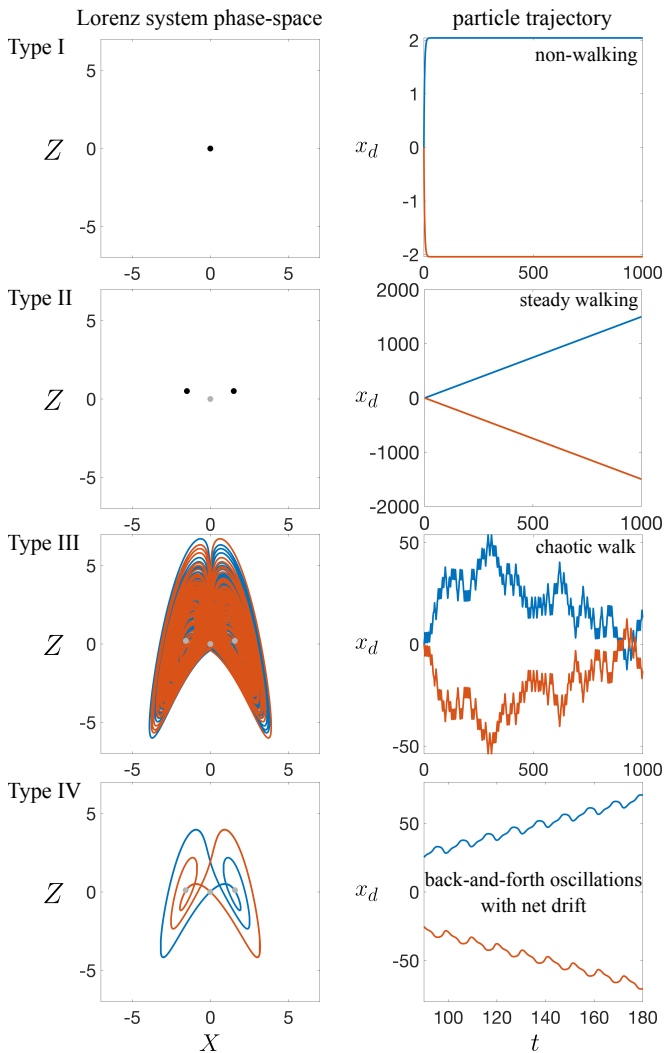


FIG. 2. Correspondence between phase-space behaviors of the Lorenz system and the trajectories of the memory-driven active particle. Phase-plane projection in the (X, Z) plane (left) and space-time trajectory of the particle (right) for a fixed $R = 2.5$ and (a) $\tau = 0.5$ (Type I - non-walking state), (b) $\tau = 2$ (Type II - steady walking state), (c) $\tau = 5$ (Type III - chaotic walk) and (d) $\tau = 8.9$ (Type IV - back-and-forth oscillations with a net drift). Time evolution for two different initial conditions $(x_d(0), X(0), Y(0), Z(0)) = (0, 1, 0, 0)$ (blue) and $(0, -1, 0, 0)$ (red) is shown. In left panels, black filled circles represent stable equilibrium points whereas gray filled circles represent unstable equilibrium points of the Lorenz system.

tems [27, 28]. Three key features to note about this system - (i) the droplet and its underlying waves co-exist as a wave-particle entity; without the droplet, surface waves decay completely. (ii) There is memory in the system since at large amplitudes of bath vibrations, the droplet-generated waves decay very slowly in time. Hence the droplet motion is guided by the complex dynamical landscape sculpted by the history of waves along its trajectory. (iii) The droplet is self-driven or active [29] since the

droplet locally extracts energy from the vibrating bath and converts it into persistent horizontal walking motion. A commonly used theoretical model that captures the key features of a droplet's walking dynamics is the stroboscopic model [30]. In this model, the vertical periodic bouncing motion of the droplet is averaged over and one gets a trajectory equation for the horizontal walking motion. As shown schematically in Fig. 1(b), we consider a simple setup where the droplet can move only in one horizontal dimension, resulting in the following trajectory equation of motion (in dimensionless units) [30, 31]

$$\ddot{x}_d + \dot{x}_d = F_{self} + F_{bias}, \quad (1)$$

where x_d is the position of the particle and an overdot denotes a time derivative. The left-hand-side of Eq. (1) is composed of an inertial term \ddot{x}_d and a dissipative force term proportional to particle velocity \dot{x}_d . The first term on the right-hand-side is the wave-memory force on the particle due to its self-generated waves. At each instant of time, the particle generates waves $W(x)$ centered at the particle location and decaying exponentially in time. By integrating over the history of the particle's trajectory, one can calculate the overall wave field generated by a linear superposition of the individual waves. The wave-memory force is then proportional to the gradient of this overall wave field at the particle location and can be written as

$$F_{self} = -R \int_{-\infty}^t W'((x_d(t) - x_d(s))) e^{-\frac{(t-s)}{\tau}} ds.$$

Here, the parameter R is a dimensionless wave-amplitude of particle-generated waves and the parameter τ is a dimensionless wave decay rate and hence determines the memory of the system (see [31] and [30] for more details on the parameters). The second term on the right hand side is the external bias force applied to the particle and we take it to be a constant force i.e. $F_{bias} = F$. In experiments, droplet-generated waves have features of both spatial oscillations and spatial decay (see Fig. 1(a)). However, if we only retain spatial oscillations and consider an idealized cosine waveform i.e. $W(x) = \cos(x)$, then this still captures the key qualitative features of walking dynamics [32] and significantly simplifies the system [33] by allowing us to map the integro-differential equation in Eq. (1) onto the following system of three nonlinear ordinary differential equations [32, 34–36] (see [31] for a derivation):

$$\begin{aligned} \dot{X} &= Y - X + F, \\ \dot{Y} &= -\frac{1}{\tau}Y + XZ, \\ \dot{Z} &= R - \frac{1}{\tau}Z - XY. \end{aligned} \quad (2)$$

Here, $X = \dot{x}_d$ is the particle velocity whereas Y and Z are related to the memory forcing with $Y = R \int_{-\infty}^t \sin(x_d(t) - x_d(s)) e^{-\frac{(t-s)}{\tau}} ds$, as the wave-memory

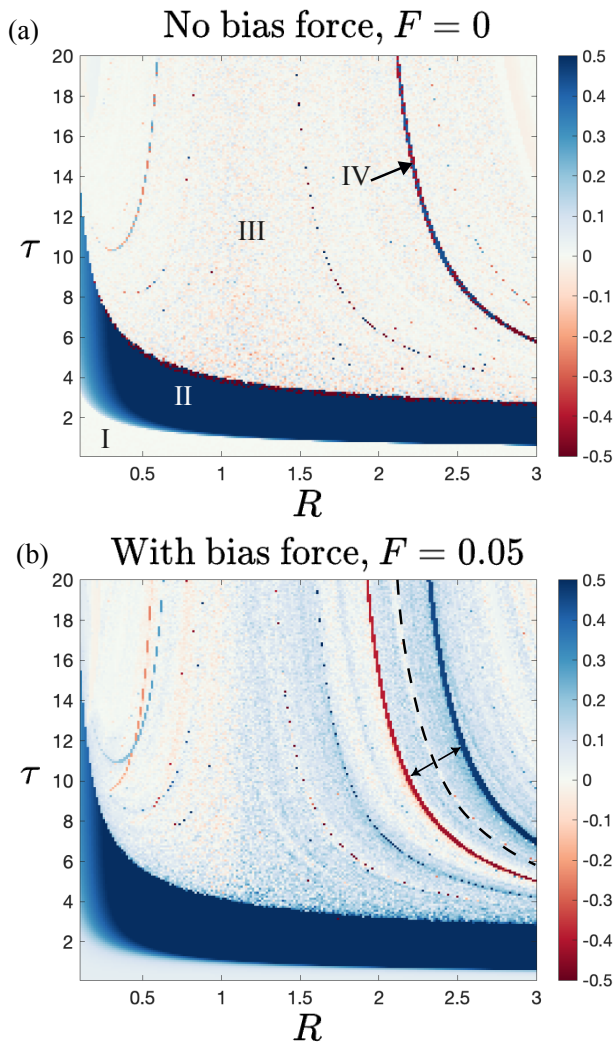


FIG. 3. Splitting of asymmetric limit cycles in the parameter space under applied bias force. Time-average particle velocity (colorbar) in the (R, τ) parameter space of the Lorenz model with (a) no bias force ($F = 0$), and (b) a small applied bias force, $F = 0.05$. The black dashed curve in (b) corresponds to a band of Type IV behavior in (a). These results are from simulations till $t = 5000$ where only the latter half of the time series was used to calculate the average velocity of the particle. Initial conditions were fixed to $(x_d(0), X(0), Y(0), Z(0)) = (0, 1, 0, 0)$.

force on the particle, and $Z = R \int_{-\infty}^t \cos(x_d(s) - x_d(s)) e^{-\frac{(t-s)}{\tau}} ds$, as the wave field height at the particle location. With no applied bias force, $F = 0$, the system in Eq. (2) is equivalent to the celebrated Lorenz system [24] (see Supplemental Material). Hence, the motion of our memory-driven active particle can be directly mapped onto the dynamics of the Lorenz system. We numerically solve the dynamical system of Eq. (2) in MATLAB using the inbuilt ode45 solver.

With the above correspondence between the particle's trajectory equation and the Lorenz system, we can map

the attractors and phase-space features of the Lorenz system onto the motion and trajectories of the active particle [31, 32]. We proceed by reviewing different attractors realized in the Lorenz model [31, 37] of Eq. (2) as a function of the memory parameter τ and map them onto the different types of trajectories for the particle. For small values of τ , there is only one equilibrium point of the system at $(X, Y, Z) = (0, 0, 0)$ which is stable. This corresponds to a (Type I) non-walking state for the particle since its velocity is $\dot{x}_d = X = 0$ (see Fig. 2(a)). With increasing τ , the Lorenz system undergoes a pitchfork bifurcation where the non-walking state becomes unstable and a symmetric pair of stable equilibrium points emerge, $(X, Y, Z) = (\pm\sqrt{R - 1/\tau^2}, \pm\sqrt{R - 1/\tau^2}, 1/\tau)$; this corresponds to steady walking motion (Type II) of the particle to right/left (see Fig. 2(b)). Further increase in τ leads to a complex set of bifurcations in the Lorenz system [37, 38] and eventually chaos emerges at large τ with a strange attractor in the phase space. Phase-space dynamics on the Lorenz chaotic attractor corresponds to a (Type III) chaotic walk [32, 39] for the active particle where it unpredictably switches between left and right moving states as the phase space trajectory jump between left and right “wing” of the Lorenz attractor (see Fig. 2(c)).

It is common for periodic windows to exist within a chaotic regime of parameter space. Since the Lorenz system obeys a symmetry i.e. the system is symmetric about a rotation of 180 degrees around the Z axis, it restricts the types of periodic limit cycles that can exist. Two types of limit cycles can be found in the Lorenz system: (i) a symmetric limit cycle about the Z axis which would correspond to a back-and-forth oscillation for the particle with no net drift, and (ii) a symmetric pair of asymmetric limit cycles, as shown in Fig. 2(d), that corresponds to the particle undergoing back-and-forth oscillations along with a net drift either towards the left or right (Type IV). A parameter space plot showing the time-averaged particle velocity $\langle \dot{x}_d \rangle = \langle X \rangle$ in the (R, τ) space is shown in Fig. 3(a) which helps identify these oscillating states that have a net drift. Region I corresponds to non-walking state ($X = 0$), Region II is steady walking ($X = \pm\sqrt{R - 1/\tau^2}$), Region III is mostly filled with chaotic walks with no net drift ($\langle X \rangle = 0$). Of particular interest is Region IV corresponding to bands of net particle drift. The mixture of positive (blue) and negative (red) drift states along this band indicates the sensitivity of these states to small changes in parameter values.

Now under the application of a small bias force of $F = 0.05$, the corresponding parameter space plot in Fig. 3(a) transforms to Fig. 3(b). We clearly see that the band corresponding to Region IV splits into two in the parameter space, one corresponding to the asymmetric limit cycle with a net drift opposite to the applied bias (red) and the other corresponding to the asymmetric limit cycle with a net drift in the direction of the applied bias (blue). We identify the former as the GNM band

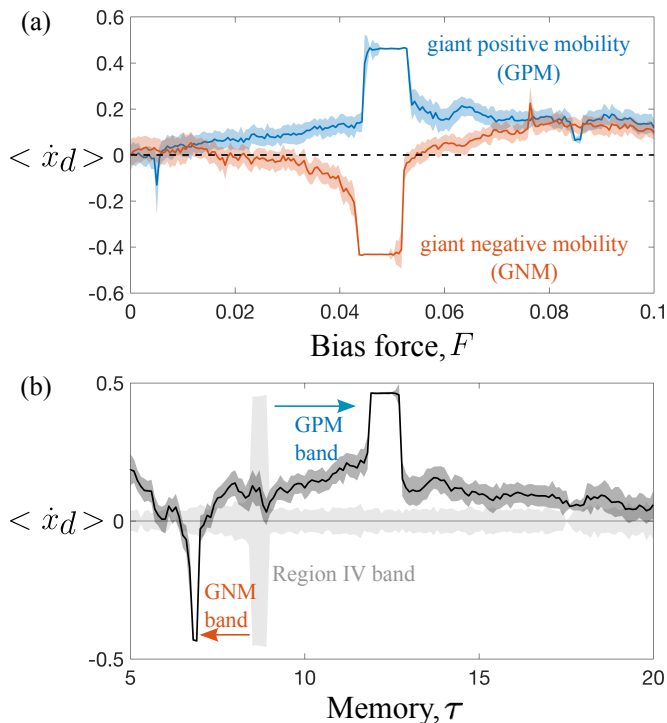


FIG. 4. Emergence of giant negative mobility (GNM) and giant positive mobility (GPM). (a) Average velocity (both time and initial-condition averaged) as a function of the bias force F for fixed $R = 2.5$ and, $\tau = 6.9$ (red) and $\tau = 12.2$ (blue). (b) Average velocity as a function of the memory parameter τ for fixed $R = 2.5$ and, $F = 0$ (gray) and $F = 0.05$ (black). Shaded region indicates the spread in the average velocity for different initial conditions. The simulations were done till $t = 2000$ and only the latter half of the velocity time series was used for time averaging. To average over initial conditions, 50 different linearly-spaced initial conditions were chosen for $X(0) \in [-5, 5]$ with fixed $x_d(0) = 0$, $Y(0) = 0$ and $Z(0) = 0$.

while the latter the GPM band. Further, on these separated bands, all initial conditions lead to the same limit cycle attractor, unlike the $F = 0$ band where the basin of attraction of left/right drifting states in the initial-condition space are intricately mixed. After complete separation, the two bands migrate away from each other with increasing small bias F such that the GNM band moves below the $F = 0$ band (black dashed curve) while the GPM band migrates above the $F = 0$ band. We note that this band separation mechanism of coexisting asymmetric limit cycles is closely related to the separation mechanism of phase-locked periodic attractors reported by [14] and [15] for negative mobility of a passive particle in a periodic potential with external time-periodic driving. However, in contrast, the negative and positive mobility bands completely separate and migrate in the

parameter space of our Lorenz model, whereas the two bands only partially separate in the system of [14] along with the negative mobility band shrinking and positive mobility band growing in the parameter space.

To demonstrate more clearly how this separation of bands manifests in GNM and GPM for our memory-driven active particle, let us consider the system at two different memory parameter τ values for a fixed R , one value below the region IV band with lower memory $\tau = 6.9$ and the other above the band $\tau = 12.2$ with higher memory. If we fixed the system parameter at these values, and investigate how the average velocity (both time and ensemble averaged) varies as a function of the bias force, we get the results shown in Fig. 4(a). For lower memory (red curve), the average velocity shows a strong dip of GNM near $F = 0.05$. This is because, the GNM band after separation, migrates through the parameter space with increasing F and passes through this point in parameter space near $F = 0.05$. Similarly, for the higher memory value (blue curve), the average velocity shows a strong spike near $F = 0.05$ due to the passing of the GPM band. Figure 4(b) further shows the sensitivity of these behaviors as a function of the system memory τ . With no bias force (gray curve), there is no net mobility of the particle (when ensemble averaged) at all values of memory τ . However, with a small applied bias, the splitting of the region IV band results in GNM regions for lower memory and GPM regions for higher memory. This highlights the sensitivity of anomalous transport behaviors to memory of our system under small applied bias.

In summary, we have shown a dynamical mechanism rooted in the celebrated Lorenz system model for the generation of giant negative mobility and giant positive mobility for a memory-driven active particle under a small applied bias. The degenerate pair of asymmetric limit cycles existing for the same parameter values completely separate and migrate in the parameter space upon small applied bias, resulting in the emergence of memory-dependent GNM and GPM for the active particle. We believe this dynamical mechanism to be general to many low-dimensional chaotic systems and it might be at play in generating anomalous transport behaviors for deterministic active particles. Further, such mechanisms may be used to tune the internal parameters of the system in order to control a particle's transport behaviors, or in sorting of active particles with different intrinsic properties.

Acknowledgments. This research was supported by the Leverhulme Trust [Grant No. LIP-2020-014]. Some of the numerical results were computed using the Hydra cluster in the Department of Physics at the University of Oxford.

[1] R. A. Höpfel, J. Shah, P. A. Wolff, and A. C. Gossard, Negative absolute mobility of minority electrons in GaAs

quantum wells, Phys. Rev. Lett. **56**, 2736 (1986).

- [2] B. J. Keay, S. Zeuner, S. J. Allen, K. D. Maranowski, A. C. Gossard, U. Bhattacharya, and M. J. W. Rodwell, Dynamic localization, absolute negative conductance, and stimulated, multiphoton emission in sequential resonant tunneling semiconductor superlattices, *Phys. Rev. Lett.* **75**, 4102 (1995).
- [3] E. H. Cannon, F. V. Kusmartsev, K. N. Alekseev, and D. K. Campbell, Absolute negative conductivity and spontaneous current generation in semiconductor superlattices with hot electrons, *Phys. Rev. Lett.* **85**, 1302 (2000).
- [4] A. Ros, R. Eichhorn, J. Regtmeier, T. T. Duong, P. Reimann, and D. Anselmetti, Absolute negative particle mobility, *Nature* **436**, 928 (2005).
- [5] R. Eichhorn, P. Reimann, and P. Hänggi, Brownian motion exhibiting absolute negative mobility, *Phys. Rev. Lett.* **88**, 190601 (2002).
- [6] R. Eichhorn, P. Reimann, and P. Hänggi, Paradoxical motion of a single brownian particle: Absolute negative mobility, *Phys. Rev. E* **66**, 066132 (2002).
- [7] B. S. Dandogbessi and A. Kenfack, Absolute negative mobility induced by potential phase modulation, *Phys. Rev. E* **92**, 062903 (2015).
- [8] L. Machura, M. Kostur, P. Talkner, J. Luczka, and P. Hänggi, Absolute negative mobility induced by thermal equilibrium fluctuations, *Phys. Rev. Lett.* **98**, 040601 (2007).
- [9] J. Spiechowicz and J. Luczka, Intriguing properties of transport at the microscales: Langevin equation approach, *The European Physical Journal B* **97**, 89 (2024).
- [10] M. Wiśniewski and J. Spiechowicz, Memory-induced absolute negative mobility, *Chaos* **34**, 073101 (2024).
- [11] Y. Fang, Y. Luo, and C. Zeng, Dichotomous noise-induced negative mass and mobility of inertial brownian particle, *Chaos Solit. Fractals* **155**, 111775 (2022).
- [12] W. Guo, L.-C. Du, Z.-Z. Liu, H. Yang, and D.-C. Mei, Uphill anomalous transport in a deterministic system with speed-dependent friction coefficient, *Chin. Physics B* **26**, 010502 (2017).
- [13] M. Wiśniewski and J. Spiechowicz, Anomalous transport in driven periodic systems: distribution of the absolute negative mobility effect in the parameter space, *NJP* **24**, 063028 (2022).
- [14] D. Speer, R. Eichhorn, and P. Reimann, Transient chaos induces anomalous transport properties of an underdamped brownian particle, *Phys. Rev. E* **76**, 051110 (2007).
- [15] A. Ślapiak, J. Luczka, and J. Spiechowicz, Negative mobility of a brownian particle: Strong damping regime, *Commun. Nonlinear Sci. Numer. Simul.* **55**, 316 (2018).
- [16] B.-q. Ai, W.-j. Zhu, Y.-f. He, and W.-r. Zhong, Giant negative mobility of inertial particles caused by the periodic potential in steady laminar flows, *J. Chem. Phys.* **149**, 164903 (2018).
- [17] F. Cecconi, A. Puglisi, A. Sarracino, and A. Vulpiani, Anomalous mobility of a driven active particle in a steady laminar flow, *J. Condens. Matter Phys.* **30**, 264002 (2018).
- [18] J.-C. Wu, F.-J. Lin, and B.-Q. Ai, Absolute negative mobility of active polymer chains in steady laminar flows, *Soft Matter* **18**, 1194 (2022).
- [19] P. K. Ghosh, P. Hänggi, F. Marchesoni, and F. Nori, Giant negative mobility of Janus particles in a corrugated channel, *Phys. Rev. E* **89**, 062115 (2014).
- [20] P. Rizkallah, A. Sarracino, O. Bénichou, and P. Illien, Absolute negative mobility of an active tracer in a crowded environment, *Phys. Rev. Lett.* **130**, 218201 (2023).
- [21] R. N. Valani, Anomalous transport of a classical wave-particle entity in a tilted potential, *Phys. Rev. E* **105**, L012101 (2022).
- [22] Y. Couder, S. Protière, E. Fort, and A. Boudaoud, Dynamical phenomena: Walking and orbiting droplets, *Nature* **437**, 208 (2005).
- [23] R. N. Valani, A. C. Slim, and T. Simula, Superwalking droplets, *Phys. Rev. Lett.* **123**, 024503 (2019).
- [24] E. N. Lorenz, Deterministic nonperiodic flow, *J. Atmos. Sci.* **20**, 130 (1963).
- [25] Although existence of negative mobility has been reported by the first author for the Lorenz model in a previous work [21], an underlying mechanism was not investigated.
- [26] Y. Couder, E. Fort, C.-H. Gautier, and A. Boudaoud, From bouncing to floating: noncoalescence of drops on a fluid bath, *Phys. Rev. Lett.* **94**, 177801 (2005).
- [27] J. W. M. Bush and A. U. Oza, Hydrodynamic quantum analogs, *Rep. Prog. Phys.* (2020).
- [28] J. W. M. Bush, V. Frumkin, and P. J. Sáenz, Perspectives on pilot-wave hydrodynamics, *Appl. Phys. Lett.* **125**, 030503 (2024).
- [29] S. Ramaswamy, The mechanics and statistics of active matter, *Annu. Rev. Condens. Matter Phys.* **1**, 323 (2010).
- [30] A. U. Oza, R. R. Rosales, and J. W. M. Bush, A trajectory equation for walking droplets: hydrodynamic pilot-wave theory, *J. Fluid Mech.* **737**, 552 (2013).
- [31] R. N. Valani, Infinite-memory classical wave-particle entities, attractor-driven active particles, and the diffusionless Lorenz equations, *Chaos* **34**, 013133 (2024).
- [32] R. N. Valani, A. Slim, D. Paganin, T. Simula, and T. Vo, Unsteady dynamics of a classical particle-wave entity, *Phys. Rev. E* **104**, 015106 (2021).
- [33] In terms of the experimental system of walking/superwalking droplets, although in this letter we have only investigated an idealized wave form $W(x) = \cos(x)$ that does not include spatial decay, a modified wave form with weak spatial Gaussian decay also show a similar mechanism for GNM and GPM in a smaller region of the parameter space (see Supplemental Material).
- [34] J. Moláček, *Bouncing and walking droplets : towards a hydrodynamic pilot-wave theory*, Ph.D. thesis, Massachusetts Institute of Technology (2013).
- [35] M. Durey, Bifurcations and chaos in a Lorenz-like pilot-wave system, *Chaos* **30**, 103115 (2020).
- [36] R. N. Valani, Lorenz-like systems emerging from an integro-differential trajectory equation of a one-dimensional wave-particle entity, *Chaos* **32**, 023129 (2022).
- [37] C. Sparrow, *The Lorenz Equations: Bifurcations, Chaos, and Strange Attractors* (Springer-Verlag, New York, 1982).
- [38] E. A. Jackson, Models based on third order differential systems, in *Perspectives of Nonlinear Dynamics*, Vol. 2 (Cambridge University Press, 1990) p. 125–230.
- [39] R. N. Valani and D. M. Paganin, Attractor-driven matter, *Chaos* **33** (2023), 023125.