

The Past Mistake is the Future Wisdom: Error-driven Contrastive Probability Optimization for Chinese Spell Checking

Yinghui Li^{1*}, Qingyu Zhou^{2*}, Yangning Li¹, Zhongli Li², Ruiyang Liu⁴,
Rongyi Sun¹, Zizhen Wang², Chao Li², Yunbo Cao² and Hai-Tao Zheng^{1,3†}

¹Tsinghua Shenzhen International Graduate School, Tsinghua University

²Tencent Cloud Xiaowei, ³Peng Cheng Laboratory

⁴Department of Computer Science and Technology, Tsinghua University

liyinghu20@mails.tsinghua.edu.cn, qingyuzhou@tencent.com

Abstract

Chinese Spell Checking (CSC) aims to detect and correct Chinese spelling errors, which are mainly caused by the phonological or visual similarity. Recently, pre-trained language models (PLMs) promote the progress of CSC task. However, there exists a gap between the learned knowledge of PLMs and the goal of CSC task. PLMs focus on the semantics in text and tend to correct the erroneous characters to semantically proper or commonly used ones, but these aren't the ground-truth corrections. To address this issue, we propose an **Error-driven CO**ntrastive **P**robability **O**ptimization (ECOPO) framework for CSC task. ECOPO refines the knowledge representations of PLMs, and guides the model to avoid predicting these common characters through an error-driven way. Particularly, ECOPO is model-agnostic and it can be combined with existing CSC methods to achieve better performance. Extensive experiments and detailed analyses on SIGHAN datasets demonstrate that ECOPO is simple yet effective.

1 Introduction

Chinese Spell Checking (CSC) aims to detect and correct spelling errors in Chinese texts (Wu et al., 2013a). It is a crucial research field for various NLP downstream applications, such as Optical Character Recognition (Afla et al., 2016), search query correction (Gao et al., 2010) and essay scoring (Dong and Zhang, 2016). However, CSC is also very challenging because it mainly suffers from confusing characters, such as phonologically and visually similar characters (Liu et al., 2010; Zhang et al., 2020). As illustrated in Figure 1, “素(sù, plain)” and “诉(sù, sue)” are confusing characters for each other due to the shared pronunciation “sù”.

* indicates equal contribution. Work is done during Yinghui's internship at Tencent Cloud Xiaowei.

† Corresponding author: Hai-Tao Zheng. (E-mail: zheng.haitao@sz.tsinghua.edu.cn)

Phonological 83%	Input	希望您帮我素(plain)取公平。
	Correct	希望您帮我诉(sue)取公平。
	Candidate 1	希望您帮我争(fight)取公平。
	Candidate 2	希望您帮我谋(plan)取公平。
	Candidate 3	希望您帮我获(acquire)取公平。
	Translation	Hope you help me to sue and get justice.
Visual 48%	Input	我们为目标努力不懈(understand)。
	Correct	我们为目标努力不懈(slack)。
	Candidate 1	我们为目标努力不休(rest)。
	Candidate 2	我们为目标努力不断(break)。
	Candidate 3	我们为目标努力不停(stop)。
	Translation	We fight for this goal without slack.

Figure 1: Examples of Chinese spelling errors. Previous research (Liu et al., 2021) shows that 83% of errors belong to phonological error and 48% belong to visual error. We give the characters with their pronunciation and translation. We mark the input confusing/golden/common candidate characters in red/blue/orange. The characters in “Candidate” sentences are all predicted by fine-tuned BERT.

Recently, pre-trained language models (PLMs) such as BERT (Devlin et al., 2019) have been utilized in the CSC task and became mainstream solutions (Zhang et al., 2020; Cheng et al., 2020). However, there exists a significant gap between the learned knowledge of PLMs and the goal of CSC task. PLMs provide informative representations from the perspective of semantics, but if only considering the semantics in CSC, there are multiple appropriate characters as the correction. Without the constraints of phonological and visual similarities, PLMs easily predict semantically proper or common characters due to the masking strategy in the pre-training procedure.

Figure 1 presents two predictions of BERT to better understand the gap mentioned before. The first example is caused by the misuse of “素(sù, plain)” and “诉(sù, sue)”. An ideal CSC model should pay attention to the pronunciation information “sù”

and output the golden character “诉(sue)” as a correction for the input confusing character. However, as pre-trained on general corpora, BERT tend to predict semantically proper characters, such as “争(zhēng, fight)”, “谋(móu, plan)” and “获(huò, acquire)”. These characters are also from more commonly used phrases. In the second example, BERT also overlooks the visual similarity between “解(jiě, understand)” and “懈(xiè, slack)”, resulting in wrong correction.

To alleviate this gap, we propose to empower the PLMs to avoid predicting the above-mentioned common characters by optimizing the knowledge representation of PLMs. Intuitively, if we guide the model to not make the same mistakes it would prone to make before, the model performance should be improved. Hence, the mistakes that the model has ever made can be utilized as constraints on the knowledge representation of the model. In other words, we exploit the past mistakes that the model may make to further enhance the model itself, this is the meaning of our title, “the past mistake is the future wisdom”.

Motivated by the above intuition, we propose the **Error-driven CO**ntrastive **P**robability **O**ptimization (ECOPO), a simple yet effective training framework which aims to refine the knowledge representation of models for CSC. The ECOPO consists of two stages: (1) *Negative samples selection*. Based on the model’s prediction probabilities for different characters, we select the common characters with high probability as negative samples. The golden character is directly regard as the positive sample. (2) *Contrastive probability optimization*. After obtaining the positive and negative samples, we train the model by Contrastive Probability Optimization (CPO) objective which aims to optimize the prediction probabilities for different characters. Through this optimization process, we can finally narrow the gap between the pre-trained knowledge of PLMs and the goal of CSC. Additionally, ECOPO has no strict restrictions on the model to be optimized, so it can further improve the performance of various existing CSC models.

In summary, our contributions are in three folds: (1) We firstly observe and focus on the negative impact of the gap between the knowledge of PLMs and the goal of CSC. (2) We propose model-agnostic ECOPO framework, which can teach the models to grow and progress with their own past mistakes. (3) We conduct extensive experiments

and detailed analyses on SIGHAN benchmarks and achieve state-of-the-art performance.

2 Related Work

2.1 Chinese Spell Checking

Early works in CSC mainly focus on designing heuristic rules to detect different kinds of errors (Chang et al., 2015; Chu and Lin, 2015). Most of these methods rely on solid linguistic knowledge and manually designed features, and thus do not have the generalization performance required for large-scale application. Next, various traditional machine learning algorithms, such as Conditional Random Field (CRF) and Hidden Markov Model (HMM), are applied in CSC (Wang and Liao, 2015; Zhang et al., 2015). Then, deep learning-based models have gradually become the mainstream of CSC in recent years (Wang et al., 2021a; Guo et al., 2021; Zhang et al., 2021).

Wang et al. (2018) utilize a BiLSTM trained on an automatically generated dataset to convert CSC to sequence labeling problem. Hong et al. (2019) propose to generate and curtail the candidate characters through a BERT-based denoising autoencoder. The Soft-Masked BERT model (Zhang et al., 2020) uses two separate networks for detection and correction. Then SpellGCN (Cheng et al., 2020) uses GCN (Kipf and Welling, 2017) to fuse character embedding with similar pronunciation and shape, explicitly modeling the relationship between characters. PLOME (Liu et al., 2021) is proposed to be a task-specific pre-trained language model for CSC, which designs a confusion set based masking strategy and introduces various external knowledge. Additionally, REALISE (Xu et al., 2021) verifies that the multimodal knowledge can be leveraged to improve CSC performance.

2.2 Contrastive Learning

The main motivation of contrastive learning is to attract the positive samples and repulse the negative samples in a certain space (Hadsell et al., 2006; Chen et al., 2020; Khosla et al., 2020). Existing contrastive learning models in NLP are mainly focusing on the *language representation space* (e.g, word/sentence/semantic representations) (Iter et al., 2020; Gao et al., 2021; Wang et al., 2021b). Different from them, our proposed method directly optimizes the model’s *probability space* for different characters through selected positive/negative samples and their original predicted probability.

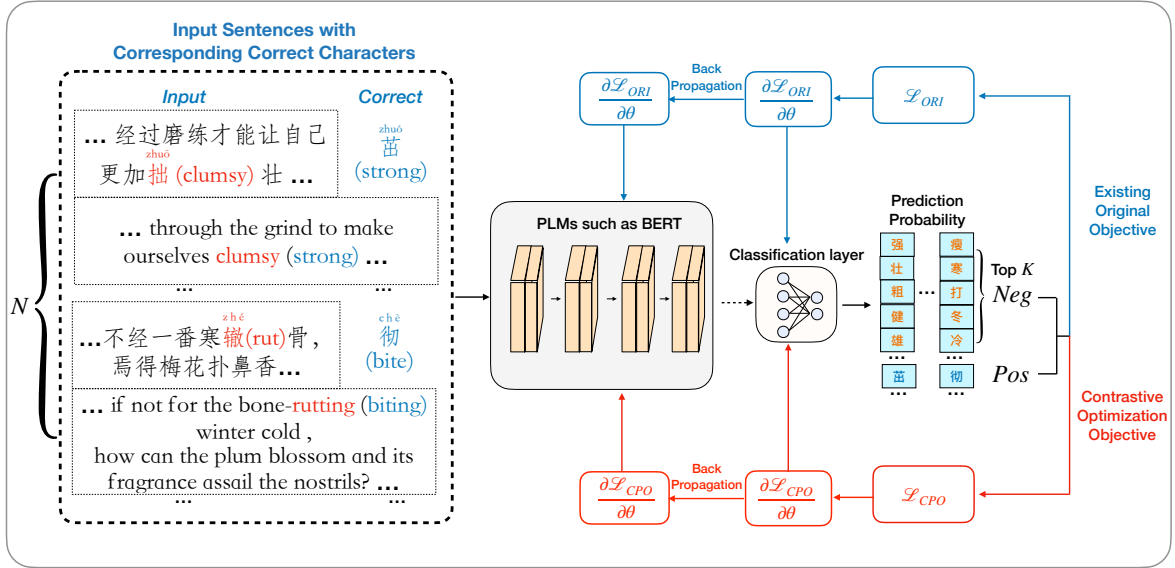


Figure 2: Overview of ECOPO framework. We select negative samples according to the original prediction probability of PLMs (e.g, for the position of “拙”, PLMs predicts the Top 5 characters as “强”, “壮”, “粗”, “健”, and “雄”), then optimize the PLMs with the contrastive optimization objective and traditional original objective.

3 Methodology

In this section, we introduce the proposed ECOPO in details, as illustrated in Figure 2. ECOPO aims to refine the knowledge representation of PLMs to narrow the gap between it and the essential of CSC task. As mentioned in Section 1, with the model before our optimization process, we select the mistakes generated by this model itself to be the negative samples. Then through the Contrastive Probability Optimization objective, we maximize the prediction probabilities of the model for correct answers and minimize the prediction probabilities of the model for negative samples. In this error-driven way, the original prediction probabilities of the model are refined, improving the performance of the model on the CSC task. *Therefore, the model will grow and progress after making mistakes again and again, just as humans do.* Note that the proposed ECOPO is a model-agnostic framework, we can choose different PLMs or CSC models to be optimized in practice for better performance.

3.1 Observation and Intuition

To present our approach more clearly, we first describe our observation, and then give our explanation of the observation and intuition.

The key observation that ECOPO builds on is that PLMs such as BERT cannot focus well on the confusing characters that need to be paid more attention in the CSC task, as illustrated in Figure 1.

We think that this gap comes mainly from the general corpora and the training paradigm used in the pre-training of language models. Taking the BERT as an example, its pre-training corpus is mainly from the text in Wikipedia, which has a very low proportion of contexts containing confusing characters, as verified in Section 4.6. Additionally, Devlin et al. (2019) randomly choose 15% of tokens in the entire corpus to be masked by a fixed token “[MASK]” and then recover them. This masking-recovering strategy makes the knowledge acquired by PLMs in pre-training process discontinuous in the CSC task (Liu et al., 2021). Because the size of confusing characters will be lower in the 15% of characters that are randomly selected.

In fact, there also exists the same challenge when humans correct spelling errors. When only given the context of input sentence without seeing the misspelling, they tend to associate the common character rather than the confusing character with the context. Therefore, humans or models would wrongly predict common characters. *Intuitively, if the model can be optimized with common characters through an error-driven way, then the model can certainly be further enhanced, just as humans get progress from the mistakes they have made.*

3.2 Stage 1: Negative Samples Selection

We define the negative samples in CSC as those common characters that be incorrectly assigned high prediction probability by PLMs before our

optimization process. According to our observation, negative samples that can form common collocations or phrases with the context tend to be assigned higher probability than the golden character, leading the model to make wrong corrections. Therefore, we use a simple strategy based on the prediction probability to select the negative samples which we utilize in the next stage.

Specifically, we use PLMs such as BERT to predict the original character for each input token based on the output of the last transformer layer. The prediction probability of the i -th token x_i in a sentence X is defined as:

$$p(y_i = j | X) = \text{softmax}(\mathbf{W}\mathbf{h}_i + \mathbf{b})[j], \quad (1)$$

where $p(y_i = j | X)$ means the conditional probability that the i -th token x_i is predicted as the j -th character in the vocabulary of PLMs, $\mathbf{W} \in \mathbf{R}^{vocab \times hidden}$ and $\mathbf{b} \in \mathbf{R}^{vocab}$ are learnable parameters, $vocab$ is the size of vocabulary and the $hidden$ is the size of hidden state, $\mathbf{h}_i \in \mathbf{R}^{hidden}$ is hidden state output of PLMs for the i -th token x_i .

Based on the original prediction probability, if the model makes wrong correction for the input character, we will select negative samples for the input character. The negative samples set Neg is selected from the candidate set T as:

$$T = \{t | t \in V \text{ and } t \neq t^+\}, \quad (2)$$

$$Neg = \arg \max_{T' \subset T, |T'|=K} \sum_{t^- \in T'} p(y_i = t^- | X), \quad (3)$$

where t^- and t^+ mean the negative and positive samples, respectively. The negative samples t^- are selected from those tokens whose prediction probability is in the Top K of the vocabulary V , and the best value of K is selected empirically. It is worth noting that the training process is supervised in the CSC task, so we can regard the golden character as the positive sample t^+ .

3.3 Stage 2: Contrastive Probability Optimization

After obtaining the positive/negative samples and their corresponding prediction probability, we train the model by Contrastive Probability Optimization (CPO) objective which is defined as:

$$\mathcal{L}_{CPO} = -\frac{1}{N} \sum_{i=1}^N \frac{1}{K} \sum_{k=1}^K \{p(y_i = t^+ | X) - p(y_i = t_k^- | X)\}, \quad (4)$$

where N is the batch size, K is the selected negative samples size, t_k^- is the k -th negative sample in Neg . The CPO objective aims to teach the model to increase the prediction probability for positive sample (i.e., confusing character) and decrease the prediction probabilities for negative samples (i.e., common characters) by the maximum likelihood of the difference between the original probabilities for positive and negative samples.

To preserve the generalization performance of the model, we train both the existing original objective \mathcal{L}_{ORI} and the CPO objective \mathcal{L}_{CPO} . The overall objective is defined as:

$$\mathcal{L} = \lambda_1 \mathcal{L}_{ORI} + \lambda_2 \mathcal{L}_{CPO}, \quad (5)$$

where λ_1 and λ_2 are weighting factors for two objectives. We use cross-entropy loss function as the \mathcal{L}_{ORI} for BERT in our experiments. The training pseudo-code of ECOPO is shown in Appendix A.1. As described in Equation 5, we can replace the \mathcal{L}_{ORI} with other models' training objectives, so ECOPO is model-agnostic and it can be easily used in other PLMs or previous CSC methods to achieve further improvements.

Most previous works use softmax and cross-entropy functions to train CSC models. But why just using softmax is not enough and using CPO is necessary? **Theoretically:** (1) *Their motivations are different*, softmax is to normalize the PLMs' logits into a probability distribution, but CPO aims to refine the knowledge representation of PLMs in the probability space. (2) *Their scopes are different*, softmax relies on all logits output by models for weighted calculation, this global weighting mechanism makes it not have good local attention. However, CPO can pay attention to a part of really difficult samples that models would often make mistakes through the negative samples selection stage. (3) *Their results are different*, through the softmax operation, we finally obtain a probability distribution that is softer than the original logits. But the CPO we proposed can eventually change the order of the original prediction probability, directing the model to assign higher probability to positive sample and lower probabilities to negative samples. Therefore, our work can be regarded as a great complement to the traditional softmax + cross-entropy training paradigm. **Empirically**, we conducted in-depth analyses in Sections 4.5.1- 4.5.3.

4 Experiments

In this section, we introduce the details of experiments and main results we obtained. Then we conduct detailed analyses and discussions to verify the effectiveness of our method.

4.1 Datasets

Training Data We use the same training data by following previous works (Zhang et al., 2020; Liu et al., 2021; Xu et al., 2021), including the training samples from SIGHAN13 (Wu et al., 2013b), SIGHAN14 (Yu et al., 2014), SIGHAN15 (Tseng et al., 2015) and the pseudo training samples (size of 271K, we denote this part of samples as Wang271K in our paper) automatically generated by OCR-based and ASR-based methods (Wang et al., 2018).

Test Data To ensure the fairness, we use the exact same test data as the baseline methods, from the test datasets of SIGHAN13/14/15. Noted that the text of original SIGHAN datasets is in the Traditional Chinese, we pre-process these original datasets to the Simplified Chinese using the OpenCC¹. This data conversion procedure has been widely used in previous works (Wang et al., 2019; Cheng et al., 2020; Zhang et al., 2020). The detailed statistic of the training/test data we use in our experiments is presented in Appendix A.2.

4.2 Baseline Methods

To evaluate the performance of ECOPO, we select several advanced strong baseline methods: **BERT** (Devlin et al., 2019) is directly fine-tuned on the training data. **Hybrid** (Wang et al., 2018) casts CSC into sequence labeling problem and implements BiLSTM model. **FASpell** (Hong et al., 2019) consists of a denoising autoencoder and a decoder. **Soft-Masked BERT** (Zhang et al., 2020) consists of a detection network and a correction network. **SpellGCN** (Cheng et al., 2020) integrates the confusion set to the correction model through GCNs. **PLOME** (Liu et al., 2021) is a task-specific PLM which jointly learns how to understand language and correct spelling errors. **REALISE** (Xu et al., 2021) is a multimodel model which captures and mixes the semantic, phonetic and graphic information to improve CSC performance. **REALISE** is the previous state-of-the-art method on SIGHAN13/14/15 datasets.

¹<https://github.com/BYVoid/OpenCC>

4.3 Experimental Setup

In terms of evaluation granularity, there are two levels of metrics, namely character/sentence-level. Obviously, the sentence-level metric is stricter than the character-level metric because there may be multiple wrong characters in a sentence. One sentence sample is considered to be correct only when all the wrong characters in it are detected and corrected successfully. Therefore, we report the sentence-level metrics for evaluation, which are widely used in previous works (Li et al., 2021; Huang et al., 2021; Xu et al., 2021).

Specifically, the metrics we report include Accuracy, Precision, Recall and F1 score for detection and correction levels. At the detection level, all locations of wrong characters in a sentence should be identical successfully. At the correction level, the model must not only detect but also correct all the erroneous characters with the gold standard.

Other implementation details and hyperparameters choices are presented in Appendix A.3.

4.4 Experimental Results

From Table 1, we can observe that:

1. The ECOPO (BERT) performs better than BERT on all test sets and evaluation metrics. Specifically, ECOPO (BERT) achieves significant improvement on SIGHAN15, and outperforms the previous state-of-the-art models with a very thin model, while REALISE and PLOME are two complex models with some auxiliary modules. Note that ECOPO (BERT) only consists of a BERT encoder.
2. From the results on the SIGHAN14 test set, we can see that the performance improvement of ECOPO (BERT) based on BERT is not as large as on the other two test sets, but still effective. Additionally, due to the model-agnostic advantage of ECOPO, it can be simply combined with other previous state-of-the-art models such as REALISE and get further enhancement, which are presented in the rows of REALISE and ECOPO (REALISE).
3. Considering the impact of external knowledge, several previous works exploit various additional information to improve performance. For example, FASpell and SpellGCN introduce character similarity to CSC, REALISE and PLOME propose to leverage multimodal

Dataset	Method	Detection Level				Correction Level			
		Acc	Pre	Rec	F1	Acc	Pre	Rec	F1
SIGHAN13	Hybrid (Wang et al., 2018)	-	54.0	69.3	60.7	-	-	-	52.1
	FASpell (Hong et al., 2019)	63.1	76.2	63.2	69.1	60.5	73.1	60.5	66.2
	SpellGCN (Cheng et al., 2020)	-	80.1	74.4	77.2	-	78.3	72.7	75.4
	BERT (Xu et al., 2021)	77.0	85.0	77.0	80.8	77.4	83.0	75.2	78.9
	ECOPO (BERT)	81.7 [†]	87.2 [†]	81.7 [†]	84.4 [†]	80.7 [†]	86.1 [†]	80.6 [†]	83.3 [†]
	REALISE (Xu et al., 2021)	<u>82.7</u>	<u>88.6</u>	<u>82.5</u>	<u>85.4</u>	<u>81.4</u>	<u>87.2</u>	<u>81.2</u>	<u>84.1</u>
ECOPO (REALISE)	83.3[†]	89.3[†]	83.2[†]	86.2[†]	82.1[†]	88.5[†]	82.0[†]	85.1[†]	
SIGHAN14	Hybrid (Wang et al., 2018)	-	51.9	66.2	58.2	-	-	-	56.1
	FASpell (Hong et al., 2019)	70.0	61.0	53.5	57.0	69.3	59.4	52.0	55.4
	SpellGCN (Cheng et al., 2020)	-	65.1	69.5	67.2	-	63.1	67.2	65.3
	BERT (Xu et al., 2021)	75.7	64.5	68.6	66.5	74.6	62.4	66.3	64.3
	ECOPO (BERT)	76.7 [†]	65.8 [†]	69.0 [†]	67.4 [†]	75.7 [†]	63.7 [†]	66.9 [†]	65.3 [†]
	REALISE (Xu et al., 2021)	<u>78.4</u>	<u>67.8</u>	<u>71.5</u>	<u>69.6</u>	<u>77.7</u>	<u>66.3</u>	<u>70.0</u>	<u>68.1</u>
ECOPO (REALISE)	79.0[†]	68.8[†]	72.1[†]	70.4[†]	78.5[†]	67.5[†]	71.0[†]	69.2[†]	
SIGHAN15	Hybrid (Wang et al., 2018)	-	56.6	69.4	62.3	-	-	-	57.1
	FASpell (Hong et al., 2019)	74.2	67.6	60.0	63.5	73.7	66.6	59.1	62.6
	SpellGCN (Cheng et al., 2020)	-	74.8	80.7	77.7	-	72.1	77.7	75.9
	PLOME (Liu et al., 2021)	-	<u>77.4</u>	<u>81.5</u>	<u>79.4</u>	-	75.3	79.3	77.2
	Soft-Masked BERT (Zhang et al., 2020)	80.9	73.7	73.2	73.5	77.4	66.7	66.2	66.4
	ECOPO (Soft-Masked BERT)	81.2 [†]	74.0 [†]	76.6 [†]	75.3 [†]	79.1 [†]	67.0 [†]	72.3 [†]	69.6 [†]
	BERT (Xu et al., 2021)	82.4	74.2	78.0	76.1	81.0	71.6	75.3	73.4
	ECOPO (BERT)	85.5[†]	78.2[†]	82.3 [†]	80.2[†]	84.6[†]	76.6[†]	80.4 [†]	78.4 [†]
	REALISE (Xu et al., 2021)	<u>84.7</u>	77.3	81.3	79.3	<u>84.0</u>	<u>75.9</u>	<u>79.9</u>	<u>77.8</u>
ECOPO (REALISE)	85.0 [†]	77.5 [†]	82.6[†]	80.0 [†]	84.2 [†]	76.1 [†]	81.2[†]	78.5[†]	

Table 1: The performance of ECOPO and all baseline methods. Note that all baseline results are directly from other published paper. ECOPO (model-X) means that we perform ECOPO framework on model-X. We underline the previous state-of-the-art performance for convenient comparison. “[†]” indicates that the corresponding baseline method receives a further performance improvement after optimization by ECOPO.

knowledge such as phonetic and graphic information. Unlike the aforementioned models, ECOPO (BERT) achieves competitive performance without any additional knowledge and optimizing only based on the mistakes that the original BERT itself has made.

- To verify the model-agnostic characteristic of ECOPO, we choose two other models including Soft-Masked BERT and REALISE to be optimized. Practically, we train the combined model with the joint objective, as described in Equation 5. From the results of Table 1, we can see that ECOPO’s improvement is stable and significant over the three models.

4.5 Analysis and Discussion

4.5.1 Statistics of Different Characters

To further empirically explain why the method we proposed is effective, we conduct sufficient statistical experiments, as shown in Table 2. We apply different methods to the SIGHAN13/14/15 datasets,

and carry out statistical analyses on their wrong correction samples. Note that if a character co-occurs with the character before or after the error position more than 1,000 times in wiki2019zh², we regard it as a common character.

From Table 2, we can see that when only softmax is used, most of the failures of the model are because it incorrectly assigns higher prediction probabilities to common characters, which reflects the gap between the pre-trained knowledge of PLMs and the goal of CSC. When we run ECOPO or only CPO, the model does pay more attention to the less common but more confusing characters. Our proposed CPO indeed effectively change the model’s predictions for different types of characters. Thus, CPO refines the knowledge representation of PLMs for CSC and narrow the gap between PLMs and CSC, but softmax does not.

²The general pre-training corpus which is from Wikipedia dump (as of February 7, 2019) and contains one million pages.

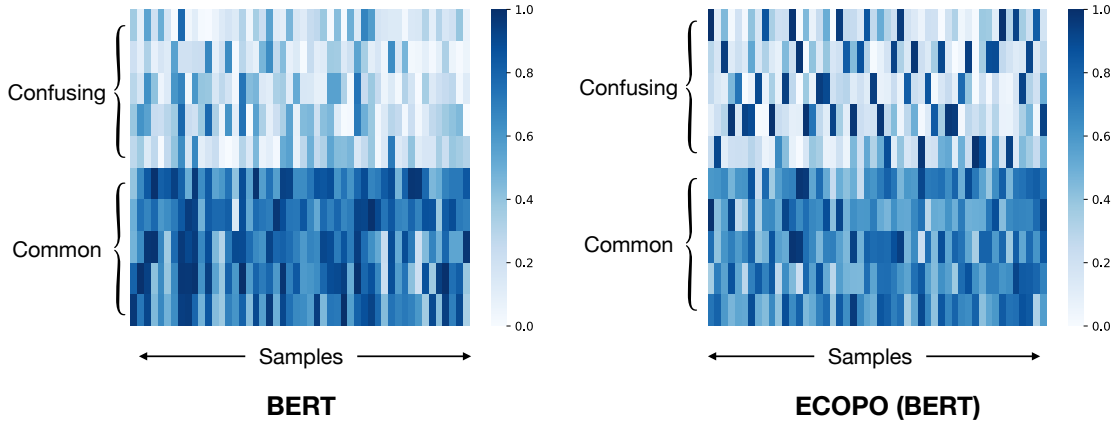


Figure 3: Heat map visualization of probability. The darker the blue, the higher the model’s prediction probability for a particular character (vertical axis) given the input of samples containing misspelled characters (horizontal axis). The selected samples are from SIGHAN15, and the original BERT would make wrong corrections for them.

Dataset	Method	Common	Confusing
SIGHAN13	softmax	172 (76%)	54 (24%)
	CPO	108 (54%)	92 (46%)
	ECOPO	100 (52%)	93 (48%)
SIGHAN14	softmax	208 (77%)	62 (23%)
	CPO	159 (61%)	101 (39%)
	ECOPO	152 (59%)	106 (41%)
SIGHAN15	softmax	171 (82%)	38 (18%)
	CPO	72 (41%)	103 (59%)
	ECOPO	68 (40%)	101 (60%)

Table 2: Statistical results on different types of characters. The statistical samples are the all wrong correction samples of different methods.

4.5.2 Visualization of Common/Confusing Character Probability

The key objective of ECOPO is to optimize the prediction probability of the PLMs for two different kinds of characters, i.e., **common characters** which original PLMs would be more inclined and **confusing characters** which CSC task should pay more attention to. Therefore, we visualize the probability optimization effect of ECOPO in this part of experiment. Specifically, we apply BERT and ECOPO (BERT) to predict the character which should appear at the position of the misspelled character based on its context. We select the Top-5 characters co-occurring with the context of the misspelled character as the common characters, and 5 confusing characters from the widely used confusion set (Wu et al., 2013b). Note that we ensure that the common and confusing characters selected

are not duplicated, and the golden character must be in the selected 5 confusing characters. Then we visualize the prediction probabilities of common/confusing characters as a heat map.

Figure 3 shows the prediction probability distributions of BERT and ECOPO (BERT) for the common/confusing characters. By comparison, we can see that BERT assigns higher probability to common characters than confusing characters, and ECOPO (BERT) focuses more on confusing characters which are similar to the golden character. This difference in BERT before and after ECOPO’s optimization is consistent with our study motivation and design objective. We can see that ECOPO does refine the knowledge representation and prediction probability of BERT for different characters.

4.5.3 Effects of Weighting Factors λ_1, λ_2

Firstly, from Figure 4, we can see that no matter how the values of λ_1, λ_2 change, ECOPO (BERT) always has improvement compared to the baseline BERT, which reflects the general effectiveness of our proposed method. We also can find that whether only using \mathcal{L}_{ORI} ($\lambda_1 = 1, \lambda_2 = 0$) or \mathcal{L}_{CPO} ($\lambda_1 = 0, \lambda_2 = 1$) for training, there is an improvement compared to the baseline model. Besides, only using \mathcal{L}_{CPO} has a greater improvement than only using \mathcal{L}_{ORI} , which illustrates the advantage of our proposed CPO over softmax. Furthermore, when λ_2 is fixed to 1, as λ_1 increases, the model performance shows a trend of first decreasing and then increasing. From this phenomenon, we suspect that the widely used \mathcal{L}_{ORI} in previous works has a certain regularization effect on the

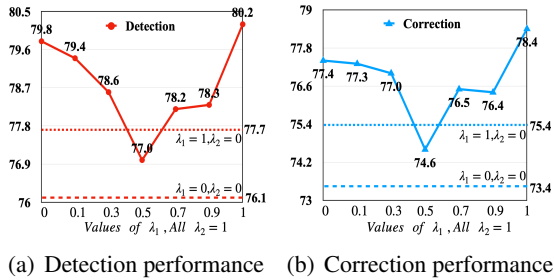


Figure 4: The F1 results on SIGHAN15, using different combinations of λ_1, λ_2 in Equation 5 in ECOPO (BERT). When $\lambda_1 = 0, \lambda_2 = 0$, it is equivalent to the baseline BERT.

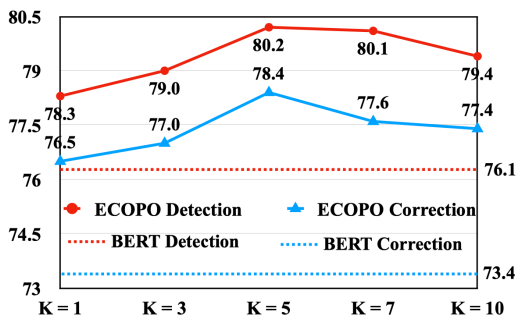


Figure 5: The F1 results on SIGHAN15, using different values of K in Equation 3 in ECOPO (BERT). The dotted lines represent the baseline BERT’s performance.

probability space of the model. Also for this reason, only using \mathcal{L}_{ORI} has improvements compared to the baseline. Additionally, the regularization effect of \mathcal{L}_{ORI} is good for the process of \mathcal{L}_{CPO} optimizing the probability representation, and can help model avoid over-fitting. Therefore, in practice, we chose the combination that perform best in SIGHAN13/14/15, namely $\lambda_1 = 1, \lambda_2 = 1$.

4.5.4 Effects of Negative Samples Size K

As different amounts of negative samples can affect ECOPO’s performance, it is essential to study the impact of negative samples size K in Equation 3.

Figure 5 illustrates the performance change from the perspective of detection and correction. We find that when the value of K reaches a certain value (e.g., $K > 5$), the overall performance of the model (F1 score) does not improve anymore. This is because ECOPO optimizes the model based on the probability representation, when the value of K becomes very large, the predicted probabilities of samples become so small that they have almost no effect on the probability optimization of the positive sample. Therefore, choosing an appropriate K value is critical to the performance improvement

Input:	与其自暴自气(弃)不如往好处想。 It’s better to think for the good than to be angry (give up).
BERT:	[己(own), 大(big), 利(benefit)]
ECOPO:	[弃(give up), 尊(respect), 强(strong)]
Input:	我努力打败数不进(尽)的风雨。 I try to beat the enter (endless) storms.
BERT:	[起(raise), 上(up), 得(get)]
ECOPO:	[尽(endless), 得(get), 完(end)]

Table 3: Examples of spelling errors and corresponding output (Top 3 candidates) of original BERT and ECOPO (BERT). We mark the input confusing/golden/wrong correction characters in red/blue/orange.

of ECOPO, although ECOPO has significant improvement based on BERT at all values of K .

4.6 Case Study for Probability Optimization

Table 3 shows the comparisons between the correction results of BERT and ECOPO (BERT). In the first examples, the output of BERT such as “己”, “大” and “利” all can form a correct Chinese phrase with “自”, but they cause a semantic incoherence for the whole sentence. The statistics of the general pre-training corpus wiki2019zh show that “自己” co-occurs 136,318 times and “自弃” co-occurs 119 times, which verifies the intuition about common/confusing characters described in Section 3.1. In the second example as well, the output of BERT can be formed with “数不” as reasonable phrases. From the two examples, we can see that ECOPO does guide the BERT to accurately predict the ideal confusing characters by the highest probability and make the right corrections. Such experimental results are in line with our work’s core motivation.

5 Conclusion

In this paper, we introduce to promote CSC by narrowing the gap between the knowledge of PLMs and the goal of CSC. We propose the ECOPO, a simple yet effective training framework that aims to perform an error-driven optimization for the PLMs based on their original probability representation. Extensive experiments and empirical results show the competitive performance of our method. In the future, we will study how to automatically measure the quality of negative samples to further enhance our method. Additionally, applying our core idea to other tasks will be an interesting direction.

6 Acknowledgement

This research is supported by National Natural Science Foundation of China (Grant No. 6201101015), Beijing Academy of Artificial Intelligence (BAAI), the Natural Science Foundation of Guangdong Province (Grant No. 2021A1515012640), Basic Research Fund of Shenzhen City (Grant No. JCYJ20210324120012033 and JCYJ20190813165003837), and Overseas Cooperation Research Fund of Tsinghua Shenzhen International Graduate School (Grant No. HW2021008). Finally, we would like to thank Luying Huang for valuable suggestions.

References

- Haithem Affi, Zhengwei Qiu, Andy Way, and Páiraic Sheridan. 2016. [Using SMT for OCR error correction of historical texts](#). In *Proceedings of the Tenth International Conference on Language Resources and Evaluation (LREC'16)*, pages 962–966, Portorož, Slovenia. European Language Resources Association (ELRA).
- Tao-Hsing Chang, Hsueh-Chih Chen, and Cheng-Han Yang. 2015. [Introduction to a proofreading tool for Chinese spelling check task of SIGHAN-8](#). In *Proceedings of the Eighth SIGHAN Workshop on Chinese Language Processing*, pages 50–55, Beijing, China. Association for Computational Linguistics.
- Ting Chen, Simon Kornblith, Mohammad Norouzi, and Geoffrey Hinton. 2020. A simple framework for contrastive learning of visual representations. In *International conference on machine learning*, pages 1597–1607. PMLR.
- Xingyi Cheng, Weidi Xu, Kunlong Chen, Shaohua Jiang, Feng Wang, Taifeng Wang, Wei Chu, and Yuan Qi. 2020. [SpellGCN: Incorporating phonological and visual similarities into language models for Chinese spelling check](#). In *Proceedings of the 58th Annual Meeting of the Association for Computational Linguistics*, pages 871–881, Online. Association for Computational Linguistics.
- Wei-Cheng Chu and Chuan-Jie Lin. 2015. [NTOU Chinese spelling check system in sighan-8 bake-off](#). In *Proceedings of the Eighth SIGHAN Workshop on Chinese Language Processing*, pages 137–143, Beijing, China. Association for Computational Linguistics.
- Yiming Cui, Wanxiang Che, Ting Liu, Bing Qin, Shijin Wang, and Guoping Hu. 2020. [Revisiting pre-trained models for Chinese natural language processing](#). In *Proceedings of the 2020 Conference on Empirical Methods in Natural Language Processing: Findings*, pages 657–668, Online. Association for Computational Linguistics.
- Jacob Devlin, Ming-Wei Chang, Kenton Lee, and Kristina Toutanova. 2019. [BERT: Pre-training of deep bidirectional transformers for language understanding](#). In *Proceedings of the 2019 Conference of the North American Chapter of the Association for Computational Linguistics: Human Language Technologies, Volume 1 (Long and Short Papers)*, pages 4171–4186, Minneapolis, Minnesota. Association for Computational Linguistics.
- Fei Dong and Yue Zhang. 2016. [Automatic features for essay scoring – an empirical study](#). In *Proceedings of the 2016 Conference on Empirical Methods in Natural Language Processing*, pages 1072–1077, Austin, Texas. Association for Computational Linguistics.
- Jianfeng Gao, Xiaolong Li, Daniel Micol, Chris Quirk, and Xu Sun. 2010. [A large scale ranker-based system for search query spelling correction](#). In *Proceedings of the 23rd International Conference on Computational Linguistics (Coling 2010)*, pages 358–366, Beijing, China. Coling 2010 Organizing Committee.
- Tianyu Gao, Xingcheng Yao, and Danqi Chen. 2021. [Simcse: Simple contrastive learning of sentence embeddings](#). *arXiv preprint arXiv:2104.08821*.
- Zhao Guo, Yuan Ni, Keqiang Wang, Wei Zhu, and Guotong Xie. 2021. [Global attention decoder for Chinese spelling error correction](#). In *Findings of the Association for Computational Linguistics: ACL-IJCNLP 2021*, pages 1419–1428, Online. Association for Computational Linguistics.
- R. Hadsell, S. Chopra, and Y. LeCun. 2006. [Dimensionality reduction by learning an invariant mapping](#). In *2006 IEEE Computer Society Conference on Computer Vision and Pattern Recognition (CVPR'06)*, volume 2, pages 1735–1742.
- Yuzhong Hong, Xianguo Yu, Neng He, Nan Liu, and Junhui Liu. 2019. [FASpell: A fast, adaptable, simple, powerful Chinese spell checker based on DAE-decoder paradigm](#). In *Proceedings of the 5th Workshop on Noisy User-generated Text (W-NUT 2019)*, pages 160–169, Hong Kong, China. Association for Computational Linguistics.
- Li Huang, Junjie Li, Weiwei Jiang, Zhiyu Zhang, Minchuan Chen, Shaojun Wang, and Jing Xiao. 2021. [PHMOSpell: Phonological and morphological knowledge guided Chinese spelling check](#). In *Proceedings of the 59th Annual Meeting of the Association for Computational Linguistics and the 11th International Joint Conference on Natural Language Processing (Volume 1: Long Papers)*, pages 5958–5967, Online. Association for Computational Linguistics.
- Dan Iter, Kelvin Guu, Larry Lansing, and Dan Jurafsky. 2020. [Pretraining with contrastive sentence objectives improves discourse performance of language models](#). In *Proceedings of the 58th Annual Meeting of the Association for Computational Linguistics*,

- pages 4859–4870, Online. Association for Computational Linguistics.
- Prannay Khosla, Piotr Teterwak, Chen Wang, Aaron Sarna, Yonglong Tian, Phillip Isola, Aaron Maschiot, Ce Liu, and Dilip Krishnan. 2020. Supervised contrastive learning. *arXiv preprint arXiv:2004.11362*.
- Thomas N. Kipf and Max Welling. 2017. Semi-supervised classification with graph convolutional networks. In *International Conference on Learning Representations (ICLR)*.
- Chong Li, Cenyuan Zhang, Xiaoqing Zheng, and Xuanjing Huang. 2021. Exploration and exploitation: Two ways to improve Chinese spelling correction models. In *Proceedings of the 59th Annual Meeting of the Association for Computational Linguistics and the 11th International Joint Conference on Natural Language Processing (Volume 2: Short Papers)*, pages 441–446, Online. Association for Computational Linguistics.
- Chao-Lin Liu, Min-Hua Lai, Yi-Hsuan Chuang, and Chia-Ying Lee. 2010. Visually and phonologically similar characters in incorrect simplified Chinese words. In *Coling 2010: Posters*, pages 739–747, Beijing, China. Coling 2010 Organizing Committee.
- Shulin Liu, Tao Yang, Tianchi Yue, Feng Zhang, and Di Wang. 2021. PLOME: Pre-training with misspelled knowledge for Chinese spelling correction. In *Proceedings of the 59th Annual Meeting of the Association for Computational Linguistics and the 11th International Joint Conference on Natural Language Processing (Volume 1: Long Papers)*, pages 2991–3000, Online. Association for Computational Linguistics.
- Ilya Loshchilov and Frank Hutter. 2018. Fixing weight decay regularization in adam.
- Adam Paszke, Sam Gross, Francisco Massa, Adam Lerer, James Bradbury, Gregory Chanan, Trevor Killeen, Zeming Lin, Natalia Gimelshein, Luca Antiga, et al. 2019. Pytorch: An imperative style, high-performance deep learning library. *Advances in neural information processing systems*, 32:8026–8037.
- Yuen-Hsien Tseng, Lung-Hao Lee, Li-Ping Chang, and Hsin-Hsi Chen. 2015. Introduction to SIGHAN 2015 bake-off for Chinese spelling check. In *Proceedings of the Eighth SIGHAN Workshop on Chinese Language Processing*, pages 32–37, Beijing, China. Association for Computational Linguistics.
- Baoxin Wang, Wanxiang Che, Dayong Wu, Shijin Wang, Guoping Hu, and Ting Liu. 2021a. Dynamic connected networks for Chinese spelling check. In *Findings of the Association for Computational Linguistics: ACL-IJCNLP 2021*, pages 2437–2446, Online. Association for Computational Linguistics.
- Dingmin Wang, Yan Song, Jing Li, Jialong Han, and Haisong Zhang. 2018. A hybrid approach to automatic corpus generation for Chinese spelling check. In *Proceedings of the 2018 Conference on Empirical Methods in Natural Language Processing*, pages 2517–2527, Brussels, Belgium. Association for Computational Linguistics.
- Dingmin Wang, Yi Tay, and Li Zhong. 2019. Confusionset-guided pointer networks for Chinese spelling check. In *Proceedings of the 57th Annual Meeting of the Association for Computational Linguistics*, pages 5780–5785, Florence, Italy. Association for Computational Linguistics.
- Dong Wang, Ning Ding, Piji Li, and Haitao Zheng. 2021b. CLINE: Contrastive learning with semantic negative examples for natural language understanding. In *Proceedings of the 59th Annual Meeting of the Association for Computational Linguistics and the 11th International Joint Conference on Natural Language Processing (Volume 1: Long Papers)*, pages 2332–2342, Online. Association for Computational Linguistics.
- Yih-Ru Wang and Yuan-Fu Liao. 2015. Word vector/conditional random field-based Chinese spelling error detection for SIGHAN-2015 evaluation. In *Proceedings of the Eighth SIGHAN Workshop on Chinese Language Processing*, pages 46–49, Beijing, China. Association for Computational Linguistics.
- Thomas Wolf, Lysandre Debut, Victor Sanh, Julien Chaumond, Clement Delangue, Anthony Moi, Pierric Cistac, Tim Rault, Remi Louf, Morgan Funtowicz, Joe Davison, Sam Shleifer, Patrick von Platen, Clara Ma, Yacine Jernite, Julien Plu, Canwen Xu, Teven Le Scao, Sylvain Gugger, Mariama Drame, Quentin Lhoest, and Alexander Rush. 2020. Transformers: State-of-the-art natural language processing. In *Proceedings of the 2020 Conference on Empirical Methods in Natural Language Processing: System Demonstrations*, pages 38–45, Online. Association for Computational Linguistics.
- Jian-cheng Wu, Hsun-wen Chiu, and Jason S. Chang. 2013a. Integrating dictionary and web n-grams for Chinese spell checking. In *International Journal of Computational Linguistics & Chinese Language Processing, Volume 18, Number 4, December 2013-Special Issue on Selected Papers from ROCLING XXV*.
- Shih-Hung Wu, Chao-Lin Liu, and Lung-Hao Lee. 2013b. Chinese spelling check evaluation at SIGHAN bake-off 2013. In *Proceedings of the Seventh SIGHAN Workshop on Chinese Language Processing*, pages 35–42, Nagoya, Japan. Asian Federation of Natural Language Processing.
- Heng-Da Xu, Zhongli Li, Qingyu Zhou, Chao Li, Zizhen Wang, Yunbo Cao, Heyan Huang, and Xian-Ling Mao. 2021. Read, listen, and see: Leveraging

- multimodal information helps Chinese spell checking. In *Findings of the Association for Computational Linguistics: ACL-IJCNLP 2021*, pages 716–728, Online. Association for Computational Linguistics.
- Liang-Chih Yu, Lung-Hao Lee, Yuen-Hsien Tseng, and Hsin-Hsi Chen. 2014. Overview of SIGHAN 2014 bake-off for Chinese spelling check. In *Proceedings of The Third CIPS-SIGHAN Joint Conference on Chinese Language Processing*, pages 126–132, Wuhan, China. Association for Computational Linguistics.
- Ruiqing Zhang, Chao Pang, Chuanqiang Zhang, Shuo-huan Wang, Zhongjun He, Yu Sun, Hua Wu, and Haifeng Wang. 2021. Correcting Chinese spelling errors with phonetic pre-training. In *Findings of the Association for Computational Linguistics: ACL-IJCNLP 2021*, pages 2250–2261, Online. Association for Computational Linguistics.
- Shaohua Zhang, Haoran Huang, Jicong Liu, and Hang Li. 2020. Spelling error correction with soft-masked BERT. In *Proceedings of the 58th Annual Meeting of the Association for Computational Linguistics*, pages 882–890, Online. Association for Computational Linguistics.
- Shuiyuan Zhang, Jinhua Xiong, Jianpeng Hou, Qiao Zhang, and Xueqi Cheng. 2015. HANSpeller++: A unified framework for Chinese spelling correction. In *Proceedings of the Eighth SIGHAN Workshop on Chinese Language Processing*, pages 38–45, Beijing, China. Association for Computational Linguistics.

A Appendices

A.1 Pseudo-code of ECOPO

Figure 6 shows the Pytorch-style pseudo-code for the ECOPO. As described in Section 3, our proposed ECOPO consists of two stages, namely Negative Samples Selection and Contrastive Probability Optimization. It is worthy noting that in the pseudo-code, we only show the process of calculating the loss of one training sample.

```
1 # vocab_prob : the prediction probability for all characters in vocabulary
2 # pos_idx   : the index of positive sample (golden character) in vocabulary
3 # K        : the selected negative samples amount
4
5 # Negative Samples Selection
6 pos_prob = vocab_prob[pos_idx]
7 neg_prob = torch.topk(vocab_prob, K)[0]
8 neg_idx = torch.topk(vocab_prob, K)[1].tolist()
9
10 # Contrastive Probability Optimization Objective
11 loss_list = []
12 for x in range(0, K):
13     if neg_idx[x] != pos_idx:
14         loss_list.append(pos_prob - neg_prob[x])
15 loss = - torch.stack(loss_list).mean()
```

Figure 6: Pseudo-code of our practical implementation.

A.2 Datasets Details

Table 4 shows the detailed statistics of our used datasets. We report the number of sentences in the datasets (#Sent), the average sentence length of the datasets (Avg.Length), and the number of misspellings the datasets contains (#Errors).

Training Data	#Sent	Avg. Length	#Errors
SIGHAN13	700	41.8	343
SIGHAN14	3,437	49.6	5,122
SIGHAN15	2,338	31.3	3,037
Wang271K	271,329	42.6	381,962
Total	277,804	42.6	390464
Test Data	#Sent	Avg. Length	#Errors
SIGHAN13	1,000	74.3	1,224
SIGHAN14	1,062	50.0	771
SIGHAN15	1,100	30.6	703
Total	3,162	50.9	2,698

Table 4: Statistics of the datasets that we use in experiments. All the training data are merged to train the models in our experiments. The test sets are used separately to evaluate performance.

A.3 Implementation Details

All the source code of our experiments is implemented using Pytorch (Paszke et al., 2019) based on the Huggingface’s implementation of Transformer library³ (Wolf et al., 2020). The architecture of

³<https://github.com/huggingface/transformers>

the BERT encoder we use in the related models is same as the $BERT_{BASE}$ model, which has 12 transformers layers with 12 attention heads and its hidden state size is 768. We initialize the BERT encoder with the weights of Chinese BERT-wwm model (Cui et al., 2020). We train ECOPO with the AdamW (Loshchilov and Hutter, 2018) optimizer for 10 epochs. The training batch size N is set to 64 and the evaluation batch size is set to 50. The negative samples size K is set to 5 by default. The weighting factors λ_1, λ_2 are both set to 1. In all our experiments, when λ_1 is equal to 1, it means that we use a fine-tuned BERT on the training set as the initialization model to continue the corresponding training process under different loss functions. The initial learning rate is set to $5e-5$. We set the maximum sentence length to 128. The model is trained with learning rate warming up and linear decay.

It is worth noting that the annotation quality of SIGHAN13 test dataset is relatively poor. As we have observed and mentioned in (Cheng et al., 2020; Xu et al., 2021), quite lots of the mixed usage of auxiliary (such as “的”, “地”, and “得”) don’t have correct annotations. Therefore, the evaluation metrics we use may not accurately reflect the real model performance on SIGHAN13. To alleviate this problem, there are two main solutions in previous works. Cheng et al. (2020) propose to continue fine-tuning well-trained models on the SIGHAN13 training dataset before testing, which we think will suffer from the over-fitting problem. Therefore, we follow the post-processing method proposed in (Xu et al., 2021) and don’t consider all the detected and corrected mixed auxiliary. This approach does not compromise the fairness of the evaluation process and can better reflect the model performance.