

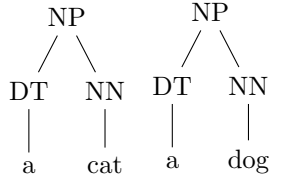
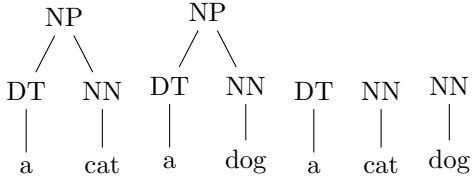
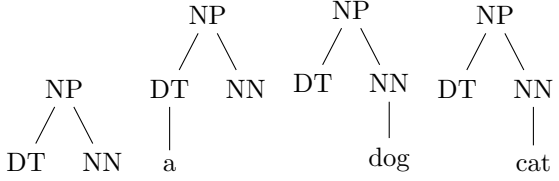
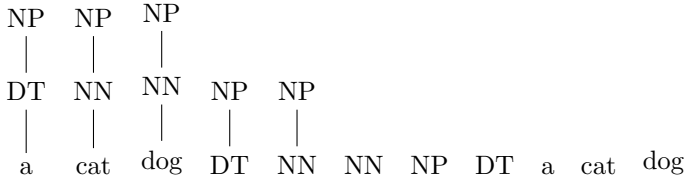
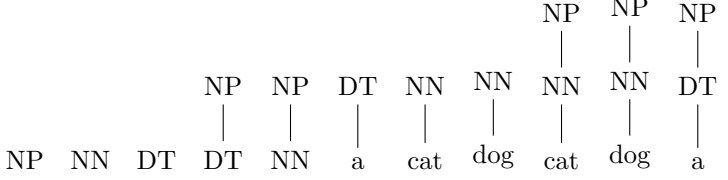
example	Kernel (#frag)	fragments
	ST(5)	
	SST(9)	 plus the above 5 structures
	PT(20)	 plus the above 9 structures
	DPT(11)	

Table 1: Detailed fragments of different kernels for Example a in Figure 1.  $\#Frag$  is the number of fragments, ST- Sub-Tree.