

Prospects to Measure the Higgs Boson Mass and Cross Section in $e^+e^- \rightarrow ZH$ Using the Recoil Mass Spectrum

W. Lohmann¹, M. Ohlerich^{1,2}, A. Raspereza³, and A. Schällicke¹

1- DESY

Platanenallee 6, 15738 Zeuthen - Germany

2- BTU Cottbus

Konrad-Wachsmann-Allee 1, 03046 Cottbus - Germany

3- Max-Planck-Institut für Physik

Foehringer Ring 6, 80805 Muenchen - Germany

The process $e^+e^- \rightarrow ZH$ allows to measure the Higgs boson in the recoil mass spectrum against the Z boson without any assumptions on the Higgs boson decay. We performed a full simulation and reconstruction of $e^+e^- \rightarrow ZH$ using the MOKKA and MARLIN packages describing the LDC detector. The Z is reconstructed from its decays into electrons and muons. The mass of the Higgs boson is set to 120 GeV. Assuming a centre-of-mass energy of 250 GeV and an integrated luminosity of 50 fb^{-1} the Higgs boson mass and the Higgs-strahlung cross section can be measured with a precision of 120 MeV and 9%, respectively.

1 Introduction

The Standard Model (SM) [1] predicts one Higgs boson as a remnant from the spontaneous symmetry breaking mechanism [2]. This mechanism allows fermions and the W and Z bosons to acquire their masses by interaction with the Higgs field. To discover the Higgs boson, therefore, is of crucial interest to complete the SM. Electroweak precision measurements suggest the mass of the Higgs boson to be of the order $\mathcal{O}(100 \text{ GeV})$. Direct searches at LEP have set a lower mass limit of 114 GeV. A Higgs boson with a mass above 114 GeV will be accessible in the experiments at the Large Hadron Collider (LHC). However, to be sure about the nature of the particle found, it is necessary to measure its properties such as mass, width, charge, spin, parity, couplings to other particles, and self-couplings to test the internal consistency of the SM, or to find hints for new physics.

For the determination of at least some of these quantities, LHC will not be sufficient. At the future International Linear Collider (ILC), we will have the chance to investigate the properties of new particles with high precision in all details. This e^+e^- collider with a center-of-mass energy up to 1 TeV provides a well known initial state, a very clear signature for events of $e^+e^- \rightarrow ZH$, and due to its high luminosity sufficient statistics for precision measurements.

In the Higgs-strahlung process $e^+e^- \rightarrow ZH$, we can investigate the coupling of the Higgs boson to the Z boson and determine the Higgs boson mass with high precision in a relatively model-independent way using the recoil mass spectrum against the Z,

$$m_{\text{recoil}}^2 = s + m_{\text{di-lepton}}^2 - 2 \cdot E_{\text{di-lepton}} \cdot \sqrt{s}, \quad (1)$$

where s is the square of the centre-of-mass energy, and $m_{\text{di-lepton}}$ and $E_{\text{di-lepton}}$ are the mass and the energy of the leptons originating from the Z decay.

Previous studies using simplified parametric detector simulations have shown the potential of this technique [3].

Here, we study the prospects to measure the Higgs boson mass and cross section assuming its mass to be 120 GeV. At a centre-of-mass energy of 250 GeV, a full detector simulation of the process $e^+e^- \rightarrow ZH$ is performed using the MOKKA software package, which simulates events in the LDC detector. The response from the sub-detectors is digitised as in a real experiment and is processed using the MARLINRECO [4] reconstruction software. In addition, SM background processes are treated in the same way.

The Z is reconstructed from its decays into electrons and muons. Algorithms are developed to identify electrons and muons using the tracker and calorimeter information. A likelihood technique is used to separate signal events from the SM background processes with high efficiency.

2 Experimental Conditions

The study assumes a linear e^+e^- collider operating at a centre-of-mass energy of 250 GeV. This energy is chosen because the Higgs-strahlung cross section for the SM Higgs boson with a mass of 120 GeV reaches its maximal value.

The statistics for signal and background events corresponds to a luminosity of 50 fb^{-1} . Signal events were generated using PYHTIA 6.4.11 [5]. Initial and final state bremsstrahlung and beamstrahlung are taken into account. To simulate beamstrahlung the GUINEAPIG 1.4.1 [6] program is used assuming ILC nominal beam parameters. Background events are produced using in addition the event generators BHWIDE 1.04 [7] and SHERPA 1.0.10 [8] as listed in Table 1.

Signal and background events are passed through a full detector simulation (MOKKA) and are processed in the full reconstruction scheme of MARLIN. A sketch of the simulation stages is shown in Figure 1. The LDC detector [9] is used for the simulation and reconstruct-

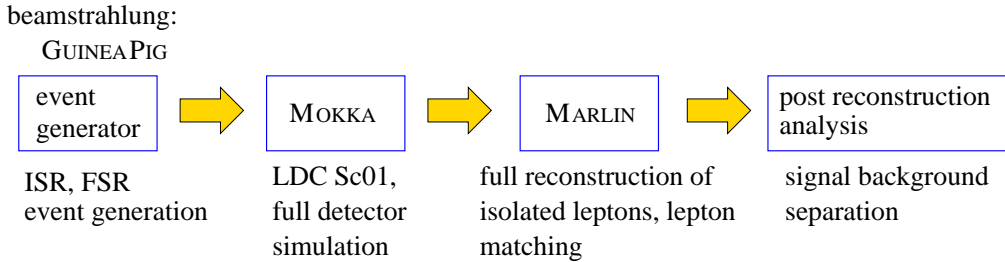


Figure 1: Scheme of simulation and analysis stages. Events of the different processes are generated using PYHTIA 6.4.11, BHWIDE 1.04 and SHERPA 1.0.10. Beamstrahlung is treated by GUINEAPIG. MOKKA and MARLIN simulate and reconstruct events in the LDC detector. The analysis software is based on ROOT.

tion. The vertex detector (VTX) consists of five layers of silicon pixel detectors. The main tracker is a TPC of about 3 m diameter and 4 m length supplemented by cylindrical silicon strip detectors (SIT) and forward strip and pixel detectors (FTD). The TPC is surrounded by the electromagnetic (ECAL) and hadronic (HCAL) calorimeter, which in turn are enclosed by the 4 T magnet and the iron yoke. ECAL is a finely segmented silicon-tungsten

sandwich calorimeter. HCAL consists of a steel absorber structure with small scintillator tiles read out with silicon photomultipliers. When this analysis was performed no muon chamber was implemented in MOKKA. Thus the separation of muons and pions in the particle identification is done using the trackers and calorimeters only. The precision of the momentum measurement of the tracker system (TPC+VTX+SIT+FTD) is obtained to be $\sigma_{p_t}/p_t = 7 \cdot 10^{-5} \cdot p_t$ [GeV] using the FullLDCTracking processor in MARLINRECO.

Process	σ [fb]	$N(50 \text{ fb}^{-1})$	Generator
1. $e^+e^- \rightarrow HZ \rightarrow X\ell^+\ell^-$	15.0	751	PYTHIA
2. $e^+e^- \rightarrow e^+e^-$	4144.5	207223	BHWIDE
3. $e^+e^- \rightarrow \mu^+\mu^-$	4281.0	214050	PYTHIA
4. $e^+e^- \rightarrow \tau^+\tau^-$	4182.0	209100	PYTHIA
5. $e^+e^- \rightarrow W^+W^- \rightarrow Xe, X\mu, Xe\mu$	5650.0	282277	PYTHIA
6. $e^+e^- \rightarrow e^+e^-f\bar{f}$	475.7	23784	SHERPA
7. $e^+e^- \rightarrow \mu^+\mu^-f\bar{f}$	359.4	17970	SHERPA
8. $e^+e^- \rightarrow e^+e^-e^+e^-$	24.6	1231	SHERPA
9. $e^+e^- \rightarrow \mu^+\mu^-\mu^+\mu^-$	7.2	360	SHERPA
10. $e^+e^- \rightarrow e^+e^-\mu^+\mu^-$	177.0	8850	SHERPA

Table 1: The processes simulated for this study, their cross sections, the expected statistics for an integrated luminosity of 50 fb^{-1} , and the generators used. ℓ represents e, μ and f stands for τ, ν, q .

3 Simulation Details and Analysis

Signal and Background Processes

The signal and background processes considered in the analysis, their cross sections and expected statistics at 50 fb^{-1} , and the programs used to generate events are listed in Table 1. For the generation of e^+e^- events using BHWIDE, the following cuts are applied: the polar angle range is restricted to $|\cos \vartheta_{\text{lep}}| < 0.985$, the electron energy is required to be $E_e > 10 \text{ GeV}$, the difference of the di-lepton mass and the Z mass is $|m_{ee} - m_Z| < 40 \text{ GeV}$, and the recoil mass against the Z is in the range $90 \text{ GeV} \leq m_{\text{recoil}} \leq 190 \text{ GeV}$. For event samples generated with SHERPA, cuts on the lepton polar angle, $|\cos \vartheta_{\text{lep}}| < 0.985$, the di-lepton and di-parton mass, $m_{ee,qq} > 10 \text{ GeV}$, and the energy of the final state fermions, $E_{\text{fermion}} > 5 \text{ GeV}$, are applied. These cuts avoid divergences in the cross sections, reduce computing time, and would have no influence on the results.

Analysis Strategy

The signature of events from $e^+e^- \rightarrow ZH$ are two leptons of the same kind and opposite charge. The invariant mass of the two leptons must be in the vicinity of the Z mass. The dominant background is expected from the process $e^+e^- \rightarrow ZZ \rightarrow \ell^+\ell^-X$, which is simulated within the four-fermion processes 6 - 10 in Table 1. Discriminating power is expected from the polar angle distribution of the Z. Processes 2 and 3 with two electrons or muons in the final state may be selected since initial state radiation leads to a radiative return and thus to an invariant mass near the Z. To distinguish them from the signal, the acoplanarity angle

can be used. The process 5 is a possible background due to its high cross section. The polar angle of the leptons can be used to distinguish the signal from this background.

In the first step of the analysis, we look for isolated electrons and muons in each event using a likelihood method. An electron is identified as an electromagnetic shower in the ECAL that matches the position predicted from a track as impact point into the ECAL. A muon is identified as a track matching to deposits in the ECAL and HCAL compatible with the expectations from a minimum ionising particle.

For the second step, only events with a lepton pair of the same kind and with opposite charge are accepted. If there are several pairings possible, the one with an invariant mass closest to m_Z is chosen.

For further reduction of the background the following cuts are applied to:

- the polar angles of the leptons: $|\cos \vartheta_{\text{lep}}| < 0.95$,
- the difference between the invariant di-lepton mass and m_Z : $|m_{\text{di-lepton}} - m_Z| < 30 \text{ GeV}$,
- the lepton energy: $E_{\text{lep}} > 15 \text{ GeV}$,
- the recoil mass: $90 \text{ GeV} \leq m_{\text{recoil}} \leq 190 \text{ GeV}$,
- the polar angle of the di-electron system: $|\cos \vartheta_{\text{di-electron}}| < 0.90$.

The remaining events are analysed using likelihood density functions for the signal, the $e^+e^- \rightarrow 4f$, and the $e^+e^- \rightarrow 2f$ background channels in the variables: acoplanarity angle of the two leptons, acolinearity angle of the two leptons, the di-lepton mass, the polar angle of the di-lepton system, the polar angles of the two leptons and the transverse momentum of the Z.

For each event a likelihood is calculated characterising its compatibility with a signal event. A cut on this likelihood is set such that the quantity $\frac{\sqrt{S+B}}{S}$ is minimised in the mass range from 119 GeV to 125 GeV. Here, S and B are the numbers of signal and background events, respectively, in the final sample.

4 Results

In the final sample, the signal selection efficiency is obtained to be 43.1% for the $e^+e^- \rightarrow Z_h \rightarrow e^+e^-X$ and 57.2% for the $e^+e^- \rightarrow Z_h \rightarrow \mu^+\mu^-X$ channel, respectively. The recoil mass spectra are shown in Figure 2 for these processes. In both spectra a signal peak is seen on top of a moderate background. The signal has a smaller width in the di-muon channel, presumably because the muon track measurement is more precise due to less bremsstrahlung in the material of the detectors. This is confirmed by the resolution function for the transverse momentum, which has a pronounced tail to lower reconstructed momenta for electrons.

Cross Section Measurement

The recoil mass spectra in Figure 2 are used to determine the cross sections for the processes $e^+e^- \rightarrow Z_h \rightarrow e^+e^-X$ and $e^+e^- \rightarrow Z_h \rightarrow \mu^+\mu^-X$. The background originating from known SM processes is parametrised by a polynomial and kept constant in the fit to determine the

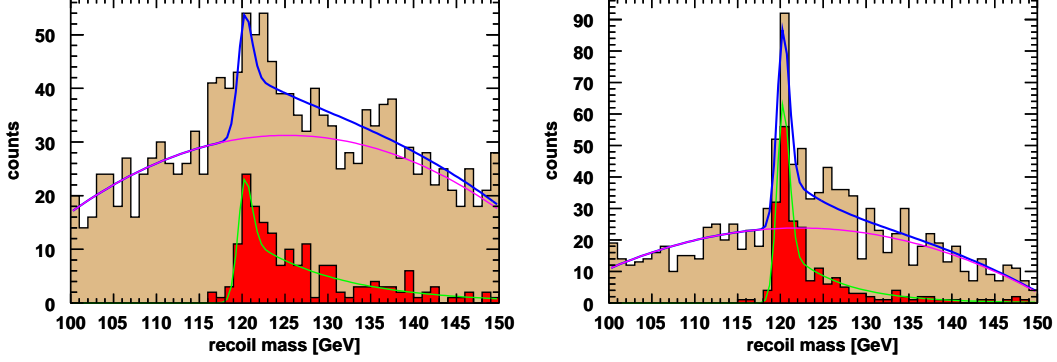


Figure 2: The recoil mass distributions of the selected $e^+e^- \rightarrow ZH$ events, left for $Z \rightarrow e^+e^-$ and right for $Z \rightarrow \mu^+\mu^-$ final states, respectively. The dark red distribution originates from the signal process and the light red distribution from the remaining background.

amount of the signal. The signal is described using the following parametrisation,

$$s(x) = \text{Norm}_{\text{GausExp}} \begin{cases} e^{-(x-m_0)^2/(2\sigma_{\text{gaus}}^2)} & : x < m_0, \\ \beta e^{-(x-m_0)^2/(2\sigma_{\text{gaus}}^2)} + (1-\beta)e^{-(x-m_0)/\lambda} & : x > m_0, \end{cases} \quad (2)$$

where m_0 is the central value of the peak, λ a constant to describe the tail to larger values in the signal mass distribution and $1-\beta$ is the fraction of the tail. The tail to larger mass values in the signal is caused by bremsstrahlung and beamstrahlung. The former is well predicted from QED and the latter depends on the machine parameters. For known and reasonable stable machine parameters the shape and fraction of the tail can be determined, and we keep it constant in the fit, varying only m_0 and the number of events in the signal, N_{signal} . The cross section of the signal process is obtained from

$$\sigma(\text{process}) = N_{\text{signal}}/(\mathcal{L}\varepsilon), \quad (3)$$

where \mathcal{L} is the integrated luminosity, and ε is the signal selection efficiency. The results obtained are $\sigma(e^+e^- \rightarrow ZH) = 216.0 \text{ fb}$ with an uncertainty of 20% using the di-electron final state and $\sigma(e^+e^- \rightarrow ZH) = 219.7 \text{ fb}$ with an uncertainty of 10% using the di-muon final state. Both results agree with the value of the cross section of 226.8 fb obtained from PYTHIA.

An alternative method is to count all events, N , in the signal mass range from 119 GeV to 125 GeV and to subtract the background. The latter is obtained from a high statistics Monte Carlo simulation or from the integral over a parametrised background distribution in the same mass range, $\langle B \rangle$. The cross section is then given by

$$\sigma(\text{process}) = (N - \langle B \rangle)/(\mathcal{L}\varepsilon), \quad (4)$$

with an uncertainty of $(\pm \sqrt{N}/(N - \langle B \rangle)) [\%]$. Using this method no assumption on the signal peak parametrisation is needed. The results obtained are compatible with the fit results given above.

Higgs boson mass

To determine the Higgs boson mass from the spectra shown in Figure 2 a likelihood method is used. Several signal samples of high statistics with Higgs boson masses between 119 and 121 GeV are generated and processed through the full simulation, reconstruction and analysis chain. The obtained spectra are parametrised using Formula (2). These parametrisations are then used in an unbinned likelihood fit to the simulated event samples shown in Figure 2 to determine the Higgs boson mass m_h . The results are $m_h = 119.78 \pm 0.42$ GeV and $m_h = 120.09 \pm 0.12$ GeV for the $Z \rightarrow e^+e^-$ and $Z \rightarrow \mu^+\mu^-$ decays, respectively.

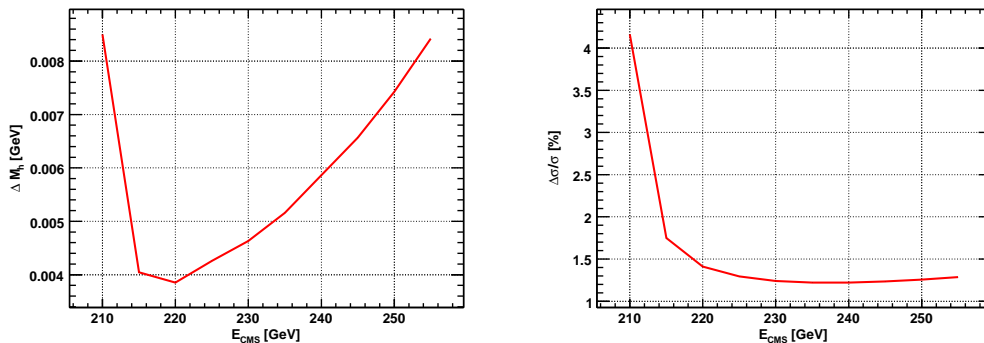


Figure 3: Uncertainties on the Higgs boson recoil mass measurement (left) and on the Higgs boson production cross section (right) as a function of the centre-of-mass energy. A Monte Carlo toy model with parametrised momentum resolution is used.

Estimate of the Optimal Centre-of-Mass Energy for the Measurements

A Monte Carlo toy model is used to estimate the optimal centre-of-mass energy for the measurement of the Higgs boson mass and cross section. The resolution of the track momentum measurement is parametrised as $\sigma_{p_t}/p_t = 10^{-4} \cdot p_t$ [GeV]. A lepton identification and pair matching is performed as described above. For a Higgs boson mass of 120 GeV the recoil mass spectra are used to determine the Higgs boson mass and cross section for centre-of-mass energies between 210 GeV and 250 GeV. The estimated accuracies for the mass and cross section measurements are shown in Figure 3 as a function of the centre-of-mass energy assuming an integrated luminosity of 500 fb^{-1} . The minimal uncertainty on the recoil mass occurs for $E_{\text{cms}} = 220$ GeV, in agreement with the results obtained in Ref.[10]. The cross section uncertainty is minimal for $E_{\text{cms}} = 240$ GeV, becoming worse by about 20% at $E_{\text{cms}} = 220$ GeV.

5 Conclusions

The recoil mass technique is a unique tool to determine the mass and cross section of the Higgs boson at the ILC. For the first time the prospects obtained from a full detector simulation and reconstruction are presented. Choosing the center-of-mass energy a few ten GeV above the kinematic threshold, here 250 GeV for $m_h = 120$ GeV, the Higgs boson mass

and cross section can be determined with an accuracy of 120 MeV and 9%, respectively, using only 50 fb^{-1} . To reach a similar accuracy at a center-of-mass energy of 350 GeV, an integrated luminosity 500 fb^{-1} is needed.

The talk held at the LCWS is available under Ref. [11].

References

- [1] S.L. Glashow, Nucl. Phys. **22** (1961) 579; S. Weinberg, Phys. Rev. Lett. **19** (1967) 1264; A. Salam, *Elementary Particle Theory*, edited by N. Svartholm (Almqvist and Wiksell, Stockholm, 1968), p. 367.
- [2] P.W. Higgs, Phys. Lett. **12** (1964) 132, Phys. Rev. Lett. **13** (1964) 508 and Phys. Rev. **145** (1966) 1156 ; F. Englert and R. Brout, Phys. Rev. Lett. **13** (1964) 321; G.S. Guralnik, C.R. Hagen and T.W.B. Kibble, Phys. Rev. Lett. **13** (1964) 585.
- [3] P. Garcia-Abia and W. Lohmann, Eur. Phys. J. direct C **2** (2000) 2 [arXiv:hep-ex/9908065].
- [4] ILC Software Portal: <http://www-flc.desy.de/ilcsoft>
- [5] T. Sjostrand, S. Mrenna and P. Skands, JHEP **0605** (2006) 026 [arXiv:hep-ph/0603175].
- [6] D. Schulte, Universität Hamburg (1996)
- [7] S. Jadach, W. Placzek and B. F. L. Ward, Phys. Lett. B **390** (1997) 298 [arXiv:hep-ph/9608412].
- [8] T. Gleisberg, S. Höche, F. Krauss, A. Schälicke, S. Schumann and J. C. Winter, JHEP **0402** (2004) 056 [arXiv:hep-ph/0311263].
- [9] DOD, LDC Working Group: <http://www.ilcldc.org/documents/dod>
- [10] F. Richard and P. Bambade, LAL-Orsay 07/03.
- [11] Slides: <http://ilcagenda.linearcollider.org/materialDisplay.py?contribId=159&materialId=slides&confId=1296>