

# Optical Pumping : Experiment and Theory Revisited

Zotín K.-H. Chu

Physics Branch, Room W, 4/F, 16, Lane 21,  
Guanghui Road , Wenshan District , Taipei, Taiwan 11646, China

## Abstract

The objective of this paper is to share our enthusiasm for optical pumping experiments and to encourage their use in researches on practical physics. The experimental technique has been well developed and the apparatus sophisticated, but, by paying attention to a few details, reliable operation can be repeated. Some theoretical principles for optical pumping are also introduced and they can be demonstrated experimentally.

## 1 Introduction

There are many methods developed to investigate the hyperfine structure of alkali atoms, e.g., the classical and well-known optical spectroscopy. However, it has the disadvantage that it is necessary to evaluate a small quantity (hyperfine splitting or hfs) as a difference of two large quantities (the optical frequencies) [1]. Some techniques have been applied to study the hfs with direct transitions between the hyperfine levels, i.e., magnetic-dipole radio-frequency transitions. As no such transition can be detected, unless in the sample of atoms under investigation the two hyperfine levels involved in the transition have appreciably different occupation numbers, and since this does not occur under thermodynamic equilibrium conditions (the hfs is  $\ll kT$ ,  $k$  is the Boltzmann constant,  $T$  is the absolute temperature), other methods have been devised to alter these occupation numbers. One of the most important and simple among these techniques is the optical pumping [1-2]. Kastler was awarded the Nobel Prize in 1966 since, between 1949 and 1951, he was supplementing the method by the the technique of optical pumping, which makes it possible to apply 'optical methods for studying the microwave resonances' to the fundamental states of atoms [3].

It was firstly proposed by Kastler in 1950 and has since then been developed by many researchers and has many applications [3]. For instance, Kastler and Brossel's groups discovered numerous phenomena related to high-order perturbations: multiple quantum transitions, effects of Hertzian coherence, demonstration of Hertzian resonance shifts under the influence of optical irradiation, and profound modification of the properties of an atom by the presence of a radio-frequency field [3] (before these achievements, Brossel and Kastler together then proposed

the *double resonance method*, which combines optical resonance with magnetic resonance). At the same time, with the same techniques, other teams were achieving important results: measurement of nuclear quadrupole electric moments of alkali metal atoms, discovery of exchange collisions, displacement of hyperfine resonances by collisions with molecules of a foreign diamagnetic gas, and others.

In fact, Kastler showed that the optical excitation of atoms with circularly polarized light made it possible to transfer the angular momentum carried by the light to the atoms and thus to concentrate them in the ground state, either in the positive  $m$  sublevels or in the negative  $m$  sublevels (depending upon whether the light is  $s+$  or  $s-$ ) and that it was possible, by the optical pumping, to create an atomic orientation and also, due to the coupling between the electronic magnetic moment and the nuclear spin, a nuclear orientation. In this manner, it should have been possible to obtain distributions very different from the Boltzmann distribution and thus to create conditions permitting the study of the return to equilibrium, either by relaxation or under the influence of a resonant field [3]. Here we shall devote some attention to the most important aspects of the optical pumping. The experimental aspects will be introduced firstly and then the simplified theoretical background is demonstrated.

## 2 Optical Pumping Technique

The technologies of optical pumping [1-3] and spin-exchange optical pumping [4] have in recent years pervaded diverse areas of research. In the attempt to produce ever-larger quantities of noble gas with high ( $\geq 0.5$ ) polarizations, increasingly intense sources of pump radiation have been used, evolving from the milliwatt alkali discharge lamps of the earliest experiments [5] to the 100-W (or more) diode laser arrays used in much current work [6].

Note that the ultimate degree of polarization that can be attained in an optical pumping experiment depends critically on the relaxation rates in the ground state [1,3]. Pumping rates with conventional lamps rarely exceed a few thousand photon absorptions per second; and, consequently, relaxation times from collisions and other dissipative mechanism can be no shorter than a few milliseconds if large degrees of polarization are to be attained. The simplest is to place the atoms in a very large evacuated container or atomic beam so that the time between interatomic collisions or wall collisions is long.

Fig. 1 shows the schematic experimental arrangement. The lamp creates the difference between the occupation numbers of the hyperfine sublevels. The photomultiplier (PM) tube detects a

signal when the frequency of the applied radio frequency field is in resonance with the energy difference between the two hyperfine sublevels, and a standard servo system can lock the radio frequency to the atomic transition. In order to have a light source having different intensities on the hyperfine components, one can use a filter or a very narrow tunable source (laser), but this is not strictly necessary since ordinary spectral lamps always have a nonuniform spectral distribution over a hyperfine multiplet.

An example of a hyperfine multiplet is demonstrated in Fig. 2. If the atoms are submitted to resonance radiation whose intensity is frequently independent over the spectral region of absorption (*white* radiation) the ratio of the probability of absorption to that of spontaneous emission is exactly the same for all hyperfine components of the multiplet, and thus the ground-state sublevels (initially equally populated) continue to be equally populated. But if the incoming radiation is not white, and its intensity on the hyperfine components connecting one hyperfine state  $|a\rangle$  of the ground state to the upper state is lower than the intensity on the other components connecting the other state  $|b\rangle$ , the state  $|b\rangle$  will be depleted at a larger rate than it is refilled, whereas the opposite occurs to the state  $|a\rangle$ . One can thus alter the Boltzmann distribution of the atoms in the ground state. If one destroys this population difference with a radio-frequency transition between the two hyperfine sublevels, the occupation number of the less absorbing level  $|a\rangle$  decreases, whereas that of the more absorbing level  $|b\rangle$  increases.

To summarize, optical pumping consists of depopulation pumping, repopulation pumping, and relaxation [1]. Depopulation pumping occurs when certain ground-state sublevels absorb light more strongly than others. Since atoms are removed more rapidly from the strongly absorbing sublevels, an excess population will tend to build up in the weakly absorbing sublevels. Repopulation pumping can occur when the atomic ground state is repopulated as a result of spontaneous decay of a polarized excited state. Relaxation can be caused by many mechanisms. For example, the most common one is collisions of the polarized atoms with other atoms or molecules, collisions of polarized atoms with the container walls, spatial diffusions of the polarized atoms from regions of high polarization to region of lesser polarization, and trapping of resonance radiation. In fact, optical pumping itself can be viewed as a relaxation mechanism in which an ensemble of atoms relaxes to a polarized steady state because of repeated collisions with the polarized, directional, or frequency-selected photons of pumping light. However, in most of optical pumping experiments, the behavior of the pumped atoms is determined by monitoring changes in the intensity of light that has interacted with the atoms. There are, in general, two detection systems : (i) fluorescence monitoring in which the fluorescent light emitted by the atoms is observed, (ii)

transmission monitoring in which a probing external light beam is observed after the light beam has passed through the vapor. The former provides direct information about the polarization of the excited state while the latter gives us direct information about the polarization of the ground state.

### 3 Theoretical Aspects of Optical Pumping

We firstly assume that the evolution of an individual atom (of the vapor) is described by the Schrödinger equation

$$i\hbar \frac{\partial}{\partial t} |\psi\rangle = \mathcal{H} |\psi\rangle, \quad \mathcal{H} \equiv \mathcal{H}_0 + V, \quad (1)$$

where  $\mathcal{H}_0$  is the same for all atoms (in the vapor) with  $\mathcal{H}_0|i\rangle = E_i|i\rangle$  ( $|i\rangle$  being eigenstates) and the small perturbation  $V$  represents a randomly fluctuating collisional interaction, an external radio-frequency field, or other processes. Here, we are interested in a set of ground-state basis functions (designated by  $\mu, \nu$ , etc.) and a set of excited-state wave functions (designated by  $m, n$ , etc.) considering the optical pumping measurements. In fact, we define

$$\mathcal{H}_g = \sum_{\mu, \nu} |\mu\rangle \langle \mu | (\mathcal{H} - E_g) | \nu \rangle \langle \nu |, \quad (2)$$

to be a ground-state Hamiltonian where  $E_g$  is the mean energy of the ground-state sublevels. The excited-state Hamiltonian  $\mathcal{H}_e$  can be defined in a similar way. Both  $\mathcal{H}_g$  and  $\mathcal{H}_e$  are traceless [1].

Now, for an atom of nuclear spin  $I$  and electronic spin  $J$ ,  $\mathcal{H}_g$  and  $\mathcal{H}_e$  can be represented to sufficient accuracy by an effective Hamiltonian of the form

$$h A I \cdot J + h B \frac{[3(I \cdot J)^2 + \frac{3}{2}(I \cdot J) - (I)(I+1)J(J+1)]}{2I(2I-1)J(2J-1)} + g_J \mu_0 J \cdot \mathbf{H} - \frac{\mu_I}{I} I \cdot \mathbf{H}. \quad (3)$$

$A$  and  $B$  are the magnetic dipole- and electric quadrupole-interaction constants, respectively.  $g_J$  and  $\mu_I$  are the gyromagnetic ratio of the electronic spin  $J$  and the nuclear moment, respectively. The atoms are subjected to an external magnetic field  $\mathbf{H}$  here.

During the optical pumping measurement, the signals observed usually are proportional to the mean value  $\langle M \rangle$  of some atomic observable  $M$  (say, certain component of the atomic angular momentum). Normally we need to know the density matrix  $\rho$  of the atoms to calculate the average value of atomic observables.  $\rho = \sum_{i=1}^N |\psi_i\rangle \langle \psi_i|$  and the probability of finding a given

atom (of the vapor) in the sublevel  $|n\rangle$  is  $\langle n|\rho|n\rangle$ . Here,  $|\psi_i\rangle$  is the wave function describing each atom (of the vapor). Thus, with this, we have

$$\langle M \rangle = \sum_n \langle n|\rho M|n\rangle = \frac{1}{N} \sum_{i=1}^N \langle \psi_i|M|\psi_i\rangle \equiv \text{Tr}[\rho M]. \quad (4)$$

Consequently, following the same procedures for optical pumping experiments, we have

$$\rho = \rho_g + \rho_e, \quad (5)$$

with  $\rho_g$  for the ground-state part and  $\rho_e$  for the excited-state part.

Next, we present the rate of change of the density matrix which can be described by

$$\frac{\partial}{\partial t} \rho = \frac{1}{i\hbar} [\mathcal{H}_0, \rho] + \mathcal{L}(\rho), \quad (6)$$

which is known as the Liouville equation. The commutator  $[\mathcal{H}_0, \rho]$  follows directly from the equation (1).  $\mathcal{L}(\rho)$  denotes relaxation, pumping mechanisms, and all other processes which  $\mathcal{H}_0$  cannot prescribe. The details of  $\mathcal{L}(\rho)$  could be traced in [1].

In the following step, we shall introduce the interaction representation to analyze optical pumping measurements. The interaction-picture density matrix  $\sigma$  is defined by

$$\sigma = \hat{\rho} = \exp\left(\frac{i\mathcal{H}_0 t}{\hbar}\right) \rho \exp\left(\frac{-i\mathcal{H}_0 t}{\hbar}\right). \quad (7)$$

Now, we then have

$$\frac{d}{dt} \sigma = \hat{\mathcal{L}}(\rho) \quad (8)$$

which means once the interaction-picture density matrix is constant there will be no pumping or relaxation mechanisms. Note that, in terms of  $\sigma$ , we can also evaluate the average value of any operator  $M$  (cf. equation (4)).

Meanwhile we frequently have [1]

$$\frac{d}{dt} \sigma_{ij} = A_{ij} + \sum_k B_{ij}(\omega_k) \exp(i\omega_k t). \quad (9)$$

It means the rate of change of the density matrix is the sum of slowly varying part  $A_{ij}$  and rapidly oscillating part  $B_{ij}(\omega_k) \exp(i\omega_k t)$ .  $\omega_k$  (the oscillating frequency) is presumed to be very large compared to the components of  $A$  and  $B$ :  $\omega_k \gg A_{ij}$ ,  $\omega_k \gg B_{ij}(\omega_r)$ . One also presumes  $A$  and  $B$  to be of comparable orders of magnitude and then the atomic evolution can be derived by simply ignoring the rapidly oscillating terms and solving the simplified equation

$$\frac{d}{dt} \sigma_{ij} = A_{ij}. \quad (10)$$

Above procedure is also known as the secular approximation [1] and is useful in discussing the relaxation of an atomic ensemble.

Finally, let us firstly assume that there are  $G$  sublevels of the atomic ground state. If the atoms of a vapor were distributed at random among the ground-state sublevels, the probability of finding the atom in any given sublevel will be  $1/G$ , and the density matrix would be

$$\rho_g = \frac{1}{G} \sum_{\mu} |\mu\rangle\langle\mu| = \frac{1}{G}. \quad (11)$$

$\rho_g$  denotes a completely unpolarized ensemble. Next, we define the polarization  $P$  of an atomic vapor as the difference between the actual density matrix and the density matrix of an unpolarized ensemble. Thus, the polarization of the ground-state density matrix  $\rho_g$  is

$$P_g = \rho_g - \frac{1}{G} \text{Tr} \rho_g. \quad (12)$$

The excited-state polarization ( $P_e$ ) can be defined in similar manner (note that  $\text{Tr} P=0$  [1]). People usually call the diagonal matrix elements of the polarization 'population excesses'. Thus,  $\langle\mu|P_0|\mu\rangle$  is the excess population of the ground-state sublevel  $\mu$  with respect to a random population distribution. Off-diagonal components of the polarization or of the density matrix are called coherence between the levels  $\mu$  and  $\nu$ .

The polarization of the ground state is  $P = -\mathcal{H}_g/GkT$  in the absence of optical pumping or other polarizing mechanisms where  $T$  is the absolute temperature and  $k$  is the Boltzmann constant. We presume that the energy splittings of the ground state are much smaller than  $kT$ , so that the thermal polarization is always very small. By optical pumping the ground state, one can then produce much larger polarization than the thermal polarization.

After these experimental as well as theoretical explanations, we shall illustrate again a simple optical pumping idea in Fig. 3. An atom with a  $^2S_{1/2}$  ground state and a  $^2P_{1/2}$  excited state is illuminated by circularly polarized resonance radiation which propagates along the direction of a small magnetic field ( $H$ ). Ground-state atoms in the  $+1/2$  sublevel cannot absorb light since they cannot accommodate the additional angular momentum of the photon in the  $^2P_{1/2}$  excited state. However, ground-state atoms in the  $-1/2$  sublevel can absorb a photon and jump to the  $+1/2$  sublevel of the excited state. Atoms in the  $+1/2$  excited-state sublevel decay very rapidly and fall back to either the  $-1/2$  ground-state sublevel or the  $+1/2$  ground-state sublevel. The atom is twice as likely to fall to the  $-1/2$  sublevel as to the  $+1/2$  sublevel, but, nevertheless, in the absence of any relaxation mechanisms, all atoms will finally be *pumped* into the  $+1/2$  sublevel [1].

## Optical Pumping without Collisions

We noticed that, in his 1917 paper Einstein showed [7] that even in the absence of collisions the velocity distribution of a molecular gas takes on a Maxwellian distribution due to the momentum transfer that takes place in the absorption and emission of blackbody radiation. The absorbed and emitted photons optically pump the rotational and vibrational transitions, resulting in thermal distributions over the available states. The rotational temperature of the CN molecule in interstellar space [8], for example, is the result of optical pumping by the cosmic microwave background-radiation [9].

## 4 Conclusion

The conventional optical pumping techniques are comprehensibly introduced and described in experimental as well as theoretical aspects. Several illustrations are demonstrated and these will be useful to those researchers in relevant field.

## References

- [1] Happer W 1972 *Rev. Mod. Phys.* **44** 169  
 Balling LC 1975 in *Advances in Quantum Electronics* (ed. D.W. Goodwin, Academic, London) vol. 3 p. 1
- [2] Arimondo E, Inguscio M and Violino P 1977 *Rev. Mod. Phys.* **49** 31
- [3] Kastler A 1950 *J. Phys.* **II** 255  
 Kastler A 1966 *Optical methods for studying Hertzian resonances*  
<http://nobelprize.org/nobel-prizes/physics/laureates/1966/kastler-lecture.html>
- [4] Walker TG and Happer W 1997 *Rev. Mod. Phys.* **69** 629
- [5] Kastler A 1957 *J. Opt. Soc. Am.* **47** 460
- [6] Walter DK, Griffith WM and Happer W 2001 *Phys. Rev. Lett.* **86** 3264
- [7] Einstein A 1917 *Phys. Z.* **18** 121
- [8] McKellar A 1941 *Publ. Dominion Astrophys. Observatory* **7** 251
- [9] Penzias AA and Wilson RW 1965 *Astrophys. J.* **142** 419

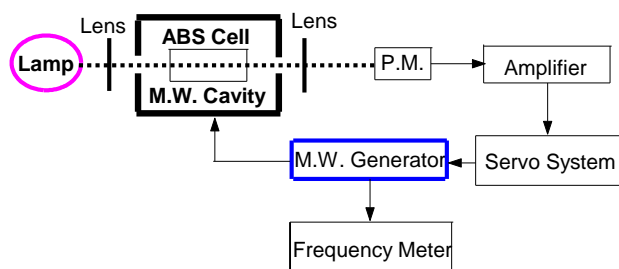


Fig. 1 Schematic experimental set-up for investigating hyperfine structures with optical pumping approach [2].



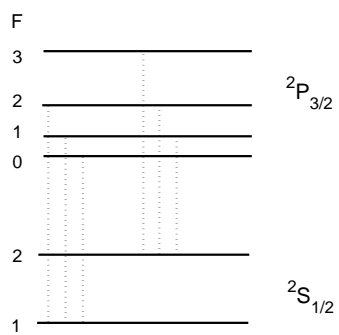


Fig. 2 Schematic hyperfine multiplet corresponding to  $D_2$  transition.

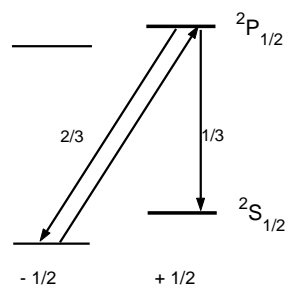


Fig. 3 Schematic idea of optical pumping : depopulation pumping, repopulation pumping and relaxation [1]. All atoms will finally be *pumped* into the  $+1/2$  sublevel [1].