

The QCD Equation of State with Thermal Properties of ϕ mesons

Raghunath Sahoo¹, Tapan K. Nayak², Jan-e Alam², Sonia Kabana^{1‡}, Basanta K. Nandi³ and D P Mahapatra⁴

¹SUBATECH, 4, Rue Alfred Kastler, BP 20722 - 44307 Nantes Cedex 3, France

²Variable Energy Cyclotron Centre, 1/AF Bidhan Nagar, Kolkata 700064, India

³Indian Institute of Technology Bombay, Powai, Mumbai 400076, India

⁴Institute of Physics, Sachivalaya Marg, Bhubaneswar 751005, India

Abstract. In this work a first attempt is made to extract the Equation of State (EoS) using experimental results of the ϕ meson produced in nuclear collisions at AGS, SPS and RHIC energies. The data are confronted to simple thermodynamic expectations and lattice results. The experimental data indicate a first order phase transition, with a mixed phase stretching energy density between ~ 1 and $3.2 \text{ GeV}/fm^3$.

1. Introduction

Quantum chromodynamics (QCD) predicts a phase transition from hadronic matter to the quark and gluon state at a critical temperature $T \sim 200 \text{ MeV}$ [1]. There are experimental evidences that nuclear collisions at ultrarelativistic energies induce this QCD phase transition and create a new state of matter where the properties of the matter are governed by quarks and gluons - such a system is called Quark Gluon Plasma (QGP). Current lattice QCD calculations indicate that the order of this transition depends on the quark masses, as well as on the baryochemical potential (μ_B). In particular, a first order phase transition is predicted for large baryochemical potentials, while at zero and small baryochemical potentials a "cross over" is predicted. When studying nuclear collisions at ultra-relativistic energies the baryochemical potential at midrapidity decreases with increasing energy. Therefore, lattice QCD indicates that the order of the transition changes with energy (μ_B) of the collision. However, lattice calculations for non-zero μ_B have large technical uncertainties and the best estimate of lattice remains at $\mu_B=0$.

In a first order phase transition the pressure increases with increasing temperature, until the transition temperature T_c is reached, then remain constant during the mixed phase, and continue to increase after the end of the mixed phase. Related to this picture L. Van Hove [2] suggested to identify the deconfinement transition in high energy proton-antiproton collisions, looking at the variation of average transverse momentum ($\langle p_T \rangle$) of

‡ Speaker

hadrons as a function of the hadron multiplicity at midrapidity (dN/dy) and searching for an increase of $\langle p_T \rangle$ followed by a plateau-like behavior and again a subsequent increase. The $\langle p_T \rangle$ is expected to reflect the thermal freeze-out temperature (T_f) of hadrons and a flow component which can be related to the initial pressure, similarly the hadronic multiplicity reflect the entropy density of the system. While the purely thermal component of $\langle p_T \rangle$ can not be related to the initial temperature which remains unmeasurable above T_c , however the flow component in the inverse slope can reflect the plateau of the pressure during mixed phase.

It has been observed that the $\langle m_T \rangle$ of pions, kaons and protons as a function of dN_{ch}/dy shows a Van-Hove-like behaviour as explained above for a wide range of collision energy and for the same centrality [3, 4]. Hydrodynamic calculations assuming a first order transition could reproduce these data [3, 5]. In this work, we study for the first time the variation of the inverse slope, T_{eff} extracted from the p_T distribution of the ϕ -meson as a function of the initial energy density, ϵ_{Bj} evaluated within the framework of Bjorken's hydrodynamical model [7] and $\sqrt{s_{NN}}$ for energies spanning from AGS, SPS to RHIC. The ϕ -meson is of special interest [6] because of its small hadronic rescattering cross section of $\sigma(\phi N)=10$ mb causing it to decouple earlier than other hadrons. Furthermore, due to its life time of ~ 45 fm/c, its main decay product (K^+K^-) suffer less rescattering. Experimental results from Au+Au collisions at RHIC energies indicate that the ϕ has a higher thermal freeze out temperature as compared to pions, kaons and protons. In particular their thermal freeze out temperature is within errors compatible with the chemical freeze out temperature of hadrons and the critical temperature. Another important experimental fact is the observation of a scaling of the elliptic flow of hadrons as a function of the transverse momentum when divided with the number of valence quarks. This observation is interpreted as an indication that elliptic flow builds in the partonic phase and can therefore be reflecting the initial conditions e.g. the initial pressure. Therefore the ϕ and its flow phenomena are particularly interesting probes for studying the EoS and the nature of the phase transition.

Furthermore, we study here for the first time the inverse slope as a function of the initial energy density, ϵ_{Bj} . This is an important new feature of such studies, because it connects the inverse slope with a parameter characterizing the initial state of the collision build up after ~ 1 fm/c and which reflects at the same time the collision energy, the stopping and the impact parameter of the collision. For example, at a given $\sqrt{s_{NN}}$, different energy densities could be achieved by changing the colliding nuclei species or the impact parameter. The ϵ_{Bj} is a meaningful parameter also if equilibrium is not reached. It can be directly compared to the critical energy density ϵ_c obtained in lattice QCD calculations- $\epsilon_c \sim 1$ GeV/fm³. In the following the ϕ data will be analysed and confronted to simple thermodynamic expectations which relate to the Van Hove signature and to lattice QCD predictions.

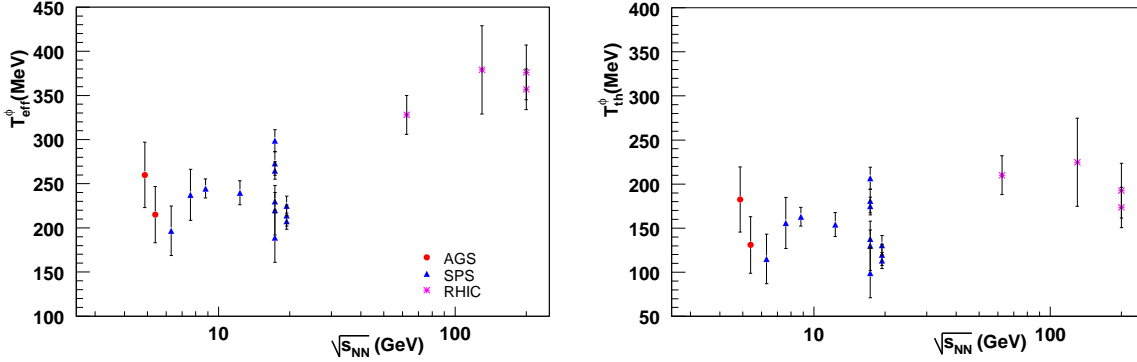


Figure 1. T_{eff}^{ϕ} (left) and T_{th}^{ϕ} (right) as a function of $\sqrt{s_{NN}}$ from AGS-SPS to RHIC.

2. ϕ as a probe of the order of the phase transition

To study the dependence of the inverse slope of the ϕ meson on the collision energy and ϵ_{Bj} , we have compiled the inverse slope of the transverse mass spectra ($m_T = \sqrt{m_\phi^2 + p_T^2}$) called "effective temperature" T_{eff}^{ϕ} using data at mid-rapidity in the low p_T domain from AGS [8]-SPS [9, 10, 11, 12, 13] to RHIC [14]. The inverse slope has been estimated using an exponential function of the type: $\frac{1}{m_T} \frac{dN}{dm_T} = A \cdot \exp\left(\frac{m_T}{T_{\text{eff}}}\right)$. The use of slightly different fit functions leads to differences of the order of 10 MeV, which are small as compared to the experimental errors on the inverse slopes [10]. The inverse slope of the ϕ meson extracted through the above fit includes a thermal component and a non-thermal component due to the collective transverse flow [16]. At low p_T (in non-relativistic domain, $p_T \ll m$), $T_{\text{eff}} = T_{\text{th}} + \frac{1}{2}m \langle \beta_T \rangle^2$, where β_T is the collective transverse velocity. We have used the above equation to estimate T_{th}^{ϕ} from T_{eff}^{ϕ} , as a first approximation. The values of $\langle \beta_T \rangle$ as a function of $\sqrt{s_{NN}}$ has been obtained from Ref.[16] and as a function of centrality for $\sqrt{s_{NN}} = 200$ GeV AuAu collisions from Ref.[17].

In figure 1 the effective temperature of ϕ , T_{eff}^{ϕ} (left) and the thermal component of the inverse slope T_{th}^{ϕ} (right) are shown as a function of the collision energy $\sqrt{s_{NN}}$. It is observed that from AGS to SPS energies these observables remain almost unchanged, showing a plateau-like structure. Going from SPS to RHIC energies, the inverse slope T_{eff}^{ϕ} exhibits a sudden jump while an increase is still observed in the T_{th}^{ϕ} component. This may be due to an imperfect transverse flow component subtraction at RHIC or other effect. It is observed that the T_{th}^{ϕ} is reaching at RHIC values compatible within errors with T_c . The observed plateau of T_{eff}^{ϕ} is a signature of a coexisting phase of quarks, gluons and hadrons for a first order phase transition, during which the initial pressure remains constant. The subsequent increase of T_{eff}^{ϕ} with $\sqrt{s_{NN}}$ at top RHIC energies indicates the end of the mixed phase and the entering into a pure QGP phase.

Now we study the dependence of the inverse slope and its thermal component on the initial energy density, ϵ_{Bj} , estimated as $\epsilon_{Bj} = \left\langle \frac{dE_T}{dy} \right\rangle \frac{1}{\tau \pi R^2} = \left\langle \frac{dN}{dy} \right\rangle \langle m_T \rangle \frac{1}{\tau \pi R^2}$ where

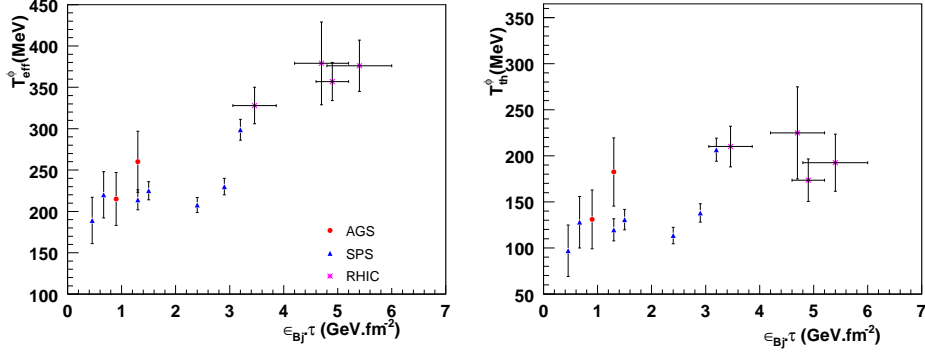


Figure 2. T_{eff}^{ϕ} and T_{th}^{ϕ} as a function of $\epsilon_{Bj} \cdot \tau$ from AGS-SPS to RHIC.

$R = R_0 A^{1/3}$ and $A \sim \frac{N_{\text{part}}}{2}$. From the experimental measurements of dE_T/dy and dN/dy with $\langle m_T \rangle$, the observable ϵ_{Bj} could be estimated for all centralities and center of mass energies at mid-rapidity.

In figure 2 T_{eff}^{ϕ} (left) and T_{th}^{ϕ} (right) are shown as a function of $\epsilon_{Bj} \cdot \tau$. Note that the formation time, τ is model-dependent and in general, in subsequent discussions we also assume $\tau \sim 1$ fm/c. The above result reflects the properties of equation of state. We observe a plateau in T_{eff}^{ϕ} stretching between $\epsilon_{Bj} \sim 1$ and $3.2 \text{ GeV}/f\text{m}^3$, and increasing suddenly above $3.2 \text{ GeV}/f\text{m}^3$. This behaviour as already discussed, suggests a first order transition, however from figure 2 we can now infer that the mixed phase is stretching between 1 and $3.2 \text{ GeV}/f\text{m}^3$. The use of the ϵ_{Bj} scale, allows us to establish here for the first time the ϵ_{Bj} range of the mixed phase. More data on the ϕ at ϵ_{Bj} below $1 \text{ GeV}/f\text{m}^3$ are needed to establish the increase of T_{eff}^{ϕ} up to $1 \text{ GeV}/f\text{m}^3$, as seen in other hadrons. The increase of the inverse slope at RHIC energies again indicate a pure phase of QGP, as is expected from a first-order phase transition. The thermal component T_{th}^{ϕ} shows also a plateau while a smaller increase is still observed at $3.2 \text{ GeV}/f\text{m}^3$.

The flow component of the inverse slope of the ϕ reflecting the initial pressure, it is of interest to look directly observables linked to this initial pressure like the transverse flow velocity, β_T for all hadrons and the elliptic flow v_2 as a function of collision energy. The transverse flow velocity β_T shows exactly the same characteristic behaviour as the T_{eff}^{ϕ} as a function of collision energy, namely increase, a plateau and subsequent increase at RHIC [16]. A similar pattern is suggested for the elliptic flow v_2 as a function of collision energy [18].

3. Comparison of ϕ data with lattice predictions

In the following we compare experimental data with lattice QCD predictions. In figure 3 the lattice prediction for the energy density is shown as a function of the temperature (left). This is compared to ϵ_{Bj} as a function of T_{th}^{ϕ} (middle) and T_{eff}^{ϕ} (right) extracted

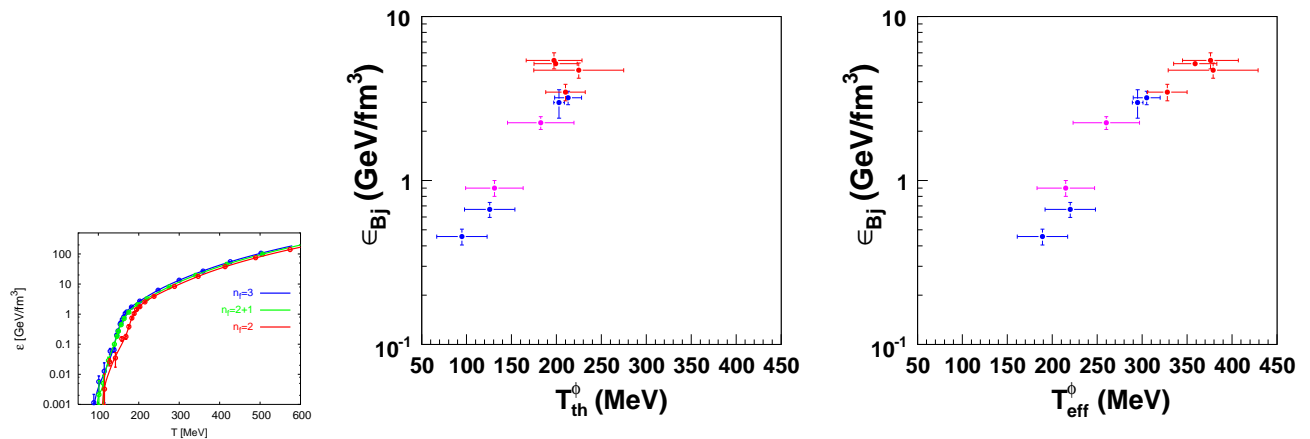


Figure 3. Energy density as a function of temperature: lattice plot from Ref. [1] (left). Middle and right: Energy density as a function of T_{th}^{ϕ} (middle) and T_{eff}^{ϕ} (right) for the ϕ .

from the slope of ϕ spectra. First we discuss the middle plot. The lattice prediction is for zero baryochemical potential therefore correspondig to the cross over region. The figure in the middle (data) is at non-zero μ_B and shows the variation of the initial energy density with T_{th}^{ϕ} temperature, which is measured at a later time than the energy density, namely at the thermal freeze out of the ϕ . That is, the two variables in the data are a measure of the system at different times, while the lattice estimate is independent of time. This temperature is expected to be always below T_c and does not reflect the initial T , which may exceed T_c depending on the collision energy. This plot can be directly compared to figure 11 of [19], where the energy density from data has been studied as a function of T , while both x and y axis were estimated at the same time, namely at the hadronic chemical freeze out time and at $\mu_B = 0$. It is seen that the energy density increases approaching the T_c from below, from which both the T_c and critical exponents can be extracted [19].

If the transition occurs at $T_c \sim 200$ MeV as expected, the temperature of ϕ at the thermal freeze out should saturate below and near T_c , for all values of the initial density (up to infinity), as seen in figure 3 (middle panel). We observe a saturation in the value of T_{th}^{ϕ} near T_c , because $T_{th}^{\phi} \leq T_c$ as mentioned earlier. To measure temperatures above T_c photons and dileptons are useful probes.

To avoid this saturation and to study an equivalent of the initial temperature, we use in the following figure (right) the inverse slope of ϕ instead of its temperature at hadronic freeze out. Doing that, we take advantage of the possible relationship between collective transverse flow and initial pressure.

We now discuss figure 3 (right panel), where the initial Bjorken energy density is shown as a function of the effective temperature of the ϕ for collisions from AGS, SPS to RHIC. Now both the x and y axis are reflecting parameters at initial times therefore this plot is

more appropriate to be compared to the lattice results. The effective temperature of the ϕ here is a sum of a thermal freeze out temperature, which is expected to be always below T_c , and a non-thermal component due to transverse flow, which relates to the initial pressure and reflects the initial conditions above T_c . Therefore the variables in the two plots compared here are not exactly the same but they are correlated. Further analysis is needed to compare the data to lattice e.g. using exactly the same variables in both estimates. A study can be also done involving the elliptic flow v_2 and the transverse flow velocity β_T as a function of the initial energy density. Also a hydrodynamic calculation of the discussed variables is of interest. The above items are work in progress.

4. Summary

In summary, a first analysis of experimental data on the inverse slope parameter of ϕ mesons as a function of $\sqrt{s_{NN}}$ & energy density from AGS, SPS to RHIC, and their comparison to simple thermodynamic expectations, suggest a first order phase transition as predicted by lattice QCD at non-zero baryochemical potentials. The mixed phase of quarks, gluons and hadrons, is found to stretch between ϵ_{Bj} of ~ 1 and $3.2 \text{ GeV}/fm^3$. The latent heat density in a first order phase transition is $\epsilon_Q(T_c) - \epsilon_H(T_c) = 4B$, where $\epsilon_Q(\epsilon_H)$ is the energy density of QGP (hadrons) at T_c and B is bag constant. With $\epsilon_Q(T_c) \sim 3.2 \text{ GeV}/fm^3$ and $\epsilon_H(T_c) \sim 1 \text{ GeV}/fm^3$, we get a reasonable value for $B^{1/4} \sim 250 \text{ MeV}$. If we ignore B , then $\epsilon_Q/\epsilon_H \sim g_Q/g_H \sim 3.2$ also a reasonable number comparable to results from lattice QCD [20], here $g_Q(g_H)$ is statistical degeneracy of QGP (hadrons). The plateau and subsequent increase of the inverse slope parameter of ϕ above $\epsilon_{Bj} 3.2 \text{ GeV}/fm^3$ is in agreement with data from pions, kaons and protons, and is as well observed in the transverse flow velocity β_T reflecting the behaviour of the initial pressure. A first attempt to compare data to lattice QCD predictions is made.

The above results, while supporting the order of the transition predicted by lattice at large μ_B up to $\epsilon_{Bj} \sim 3.2 \text{ GeV}/fm^3$, they do not exclude a change of order of the transition at smaller baryochemical potentials. Which points to further work, towards mapping out the order of the QCD phase transition as a function of energy and baryochemical potential.

Acknowledgments

We thank Drs. M. Floris, V. Friese, D. Jouan, A. De Falco for providing SPS data. One of us (RS) would like to thank Dr. Y.P. Viyogi for stimulating discussions at the beginning of this work.

References

- [1] Miller D E 2007 *Phys. Rep.* **443** 55
- [2] Van Hove L 1982 *Phys. Lett.* **B118** 138
- [3] Mohanty B *et al.* 2003 *Phys. Rev.* **C 68** 021901(R)

- [4] Gorenstein M I, Gazdzicki M and Bugaev K A 2003 *Phys. Lett.* **B567** 175
- [5] Y Hama et al, *Acta Phys. Pol. B*, 35, (2004).
- [6] B. Mohanty, this conference proceedings.
- [7] Bjorken J D 1983 *Phys. Rev.* **D 27** 140
- [8] Akiba Y *et al.* (E-802 Collaboration) 1996 *Phys. Rev. Lett.* **76** 2021,
Back B B *et al.* (E917 Collaboration) 2004 *Phys. Rev.* **C 69** 054901
- [9] Floris M *et al.* (NA60 Collaboration) 2007 *Eur. Phys. J.* **C49** 255
- [10] Abreu M C *et al.* (NA38 Collaboration) 1996 *Phys. Lett.* **B368** 239
- [11] Alessandro B *et al.* (NA50 Collaboration) 2003 *Phys. Lett.* **B555** 147
- [12] Afanasiev S V *et al.* (NA50 Collaboration) 2000 *Phys. Lett.* **B491** 59
- [13] Abreu M C *et al.* (NA38 Collaboration) 2005 *Eur. Phys. J.* **C44** 375, Alt C *et al.* (NA49 Collaboration) 2005 *Phys. Rev. Lett.* **94** 052301, 2008 *Phys. Rev. Lett.* **78** 044907
- [14] Abelev B I *et al.* (STAR Collaboration) 2008 *Preprint* 0809.4737,
Adler S S *et al.* (PHENIX Collaboration) 2005 *Phys. Rev.* **C 72** 014903
- [15] Heinz U 2001 *Nucl. Phys.* **A685** 414, Schnedermann E, Sollfrank J and Heinz U 1993 *Phys. Rev.* **C 48** 2462
- [16] Xu N 2005 *Nucl. Phys.* **A751** 109c
- [17] Adams J *et al.* (STAR Collaboration) 2004 *Phys. Rev. Lett.* **92** 112301
- [18] L. Kumar, STAR coll., this conference proceedings.
- [19] S. Kabana, *Eur. Phys. J.* C21:545-555, 2001, hep-ph/0104001, S. Kabana, P. Minkowski, *New J. Phys.* 3:4, 2001, hep-ph/0010247.
- [20] Karsch F. 2002 *Nucl. Phys.* **A698** 199c