

A heralded quantum gate between remote quantum memories

P. Maunz,^{1,*} S. Olmschenk,¹ D. Hayes,¹ D. N. Matsukevich,¹ L.-M. Duan,² and C. Monroe¹

¹*Joint Quantum Institute and Department of Physics,
University of Maryland, College Park, MD 20742*

²*FOCUS Center and Department of Physics, University of Michigan, Ann Arbor, MI 48109*

We demonstrate a probabilistic entangling quantum gate between two distant trapped ytterbium ions. The gate is implemented between the hyperfine “clock” state atomic qubits and mediated by the interference of two emitted photons carrying frequency encoded qubits. Heralded by the coincidence detection of these two photons, the gate has an average fidelity of $90 \pm 2\%$. This entangling gate together with single qubit operations is sufficient to generate large entangled cluster states for scalable quantum computing.

PACS numbers: 03.67.Bg, 42.50.Ex, 03.67.Pp

The conventional model of quantum computing, the quantum circuit model [1, 2], consists of unitary quantum gate operations followed by measurements at the end of the computation process to read out the result. An equivalent model of quantum computation, which may prove easier to implement, is the “one-way” quantum computer [3, 4, 5], where a highly entangled state of a large collection of qubits is prepared and local operations and projective measurements complete the quantum computation.

Experiments with entangled photon states have demonstrated basic quantum operations [6, 7] for one-way quantum computation. However, these experiments did not use quantum memories, and the photonic cluster states used as the resource for the computation are based on postselection and cannot easily be scaled [8]. In contrast, large entangled states of quantum memories can be generated using a photon-mediated quantum gate where the number of necessary operations asymptotically scales linearly with the number of nodes [9, 10, 11]. The successful operation of the gate is heralded by the coincidence detection of two photons. Because the entangling gate is mediated by photons, it can in principle be applied to a wide variety of quantum memories such as trapped ions, neutral atoms in cavities, atomic ensembles or quantum dots.

In this Letter, we demonstrate this probabilistic, heralded entangling gate for two ytterbium ions confined in two independent traps separated by one meter. The gate is implemented between the long-lived hyperfine “clock” states and mediated by photons carrying frequency encoded qubits. Unlike the recent demonstration of teleportation between two ions [12], here we demonstrate and characterize the gate for arbitrary quantum states of both qubits, as required for scalable quantum computing. We perform the gate on a full set of input states for both qubits and measure an average fidelity of $90 \pm 2\%$. For the particular case that should result in the antisymmetric Bell state, we perform full tomography of the final state.

The gate has many favorable properties. First, the ions

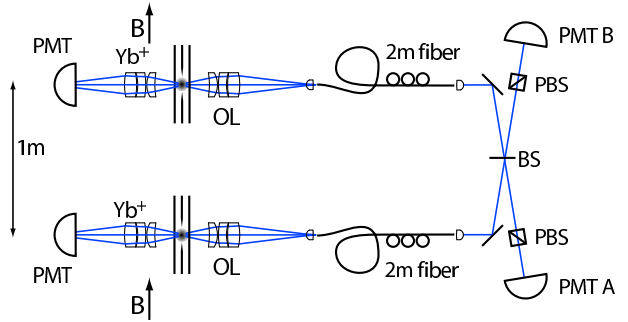


FIG. 1: The experimental apparatus. Two $^{171}\text{Yb}^+$ ions are trapped in identically constructed ion traps separated by one meter. A magnetic field B is applied perpendicular to the excitation and observation axes to define the quantization axis. About 2% of the emitted light from each ion is collected by objective lenses (OL) with numerical aperture of 0.23 and coupled into two single-mode fibers. Polarization control paddles are used to adjust the fiber to maintain linear polarization. The output of these fibers is directed to interfere on a polarization independent 50% beamsplitter. Polarizers (PBS) transmit only the π -polarized light from the ions. The photons are detected by single-photon counting photomultiplier tubes (PMT A and PMT B). Detection of the atomic state is done independently for the two traps with dedicated photomultiplier tubes (PMTs).

do not have to be localized to the Lamb-Dicke regime and the operation is not interferometrically sensitive to the optical path length difference. Because the qubits are encoded in the atomic hyperfine “clock” states and two well-separated photonic frequency states the system is highly insensitive to external influences. Finally, the operation of the gate between remote ions facilitates individual addressing for single qubit operations and measurement and there is no need to shuttle ions. While the success probability of the gate in the current experiment is very small (2.2×10^{-8}), the scaling to large quantum networks is still efficient (polynomial instead of exponential) [9, 10], furthermore, it should be possible to signifi-

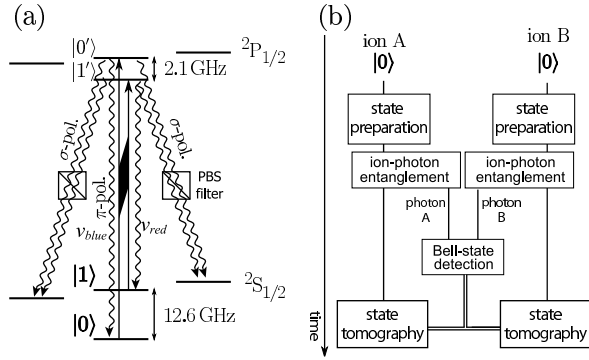


FIG. 2: (a) Level and excitation scheme. The qubit is encoded in the $^2S_{1/2}$ hyperfine “clock” states of the $^{171}\text{Yb}^+$ ion and is coherently excited to the $^2P_{1/2}$ hyperfine excited states by a pulse from an ultrafast laser with a wavelength centered near 369.5 nm. Upon spontaneous emission of a π -polarized photon, the frequency state of the photon is entangled with the qubit state of the atom. A polarizer (PBS) blocks photons from different decay channels. (b) Gate operation scheme. After initialization in $|0\rangle$, ion 1 and 2 are prepared in the input states $|\Psi_a\rangle_1$ and $|\Psi_a\rangle_2$, respectively. The frequency of each spontaneously emitted π -polarized photon is entangled with the state of the respective ion. If these two photons are detected in the antisymmetric Bell state, the quantum state of the two ions is projected on the state $|\Psi_{aa}\rangle \propto Z_1(I - Z_1Z_2)|\Psi_a\rangle_1|\Psi_a\rangle_2$. Here Z_i is the Pauli- z operator acting on ion i .

cantly improve this rate for practical applications.

We trap two single $^{171}\text{Yb}^+$ atoms in two identically constructed Paul traps, located in independent vacuum chambers separated by approximately one meter (Fig. 1). An ion typically remains in the trap for several weeks. Doppler-cooling by laser light slightly red-detuned from the $^2S_{1/2} \leftrightarrow ^2P_{1/2}$ transition at 369.5 nm localizes the ions to better than the diffraction limit of the imaging system but not to the Lamb-Dicke regime. With a probability of about 0.5%, the excited $^2P_{1/2}$ state decays to the meta-stable $^2D_{3/2}$ level. This level is depopulated with a laser near 935.2 nm to maintain efficient cooling and state detection. We apply an external magnetic field $B = 5.2$ Gauss to provide a quantization axis, break the degeneracy of the atomic states, and suppress coherent dark state trapping. The atomic qubit is encoded in two $^2S_{1/2}$ ground-state hyperfine levels of the $^{171}\text{Yb}^+$ atom, with $|0\rangle := |F = 0, m_F = 0\rangle$ and $|1\rangle := |F = 1, m_F = 0\rangle$, which have a separation of 12.6 GHz (Fig. 2 (a)). Here F is the total angular momentum of the ion and m_F its projection along the quantization axis. These hyperfine “clock” states are to first order insensitive to the magnetic field and thus form an excellent quantum memory [13, 14].

The remote gate protocol is shown schematically in Fig. 2. We first initialize each ion in $|0\rangle$ with a $1 \mu\text{s}$ pulse of light resonant with the $^2S_{1/2}(F = 1) \leftrightarrow ^2P_{1/2}(F = 1)$ transition. Then we independently prepare each ion

($i = 1, 2$) in any desired superposition state $|\Psi_a\rangle_i = \alpha_i|0\rangle_i + \beta_i|1\rangle_i$ by applying a resonant microwave pulse with controlled phase and duration ($0 - 16 \mu\text{s}$) directly to one of the electrodes of each trap. Next, we use an ultrafast π -polarized resonant laser pulse to simultaneously transfer the superposition from the ground state qubit states to the $^2P_{1/2}$ hyperfine states $|0'\rangle := |F' = 1, m'_F = 0\rangle$ and $|1'\rangle := |F' = 0, m'_F = 0\rangle$ of each ion with near-unit efficiency. For π -polarized light the dipole selection rules allow only the transitions $|0\rangle \leftrightarrow |0'\rangle$ and $|1\rangle \leftrightarrow |1'\rangle$ which have equal transition strength. The two transitions are well-resolved, as their center frequencies are separated by $\Delta\nu = 14.7$ GHz, while the natural linewidth of the excited state is only about 20 MHz. The bandwidth of the 1 ps pulse of about 300 GHz is broad compared to $\Delta\nu$ but small compared to the fine structure splitting in Yb^+ of about 100 THz, allowing both transitions to be driven equally while the population of the excited $^2P_{3/2}$ state remains vanishingly small. Consequently, the qubit can be transferred coherently from the $^2S_{1/2}$ ground state to the excited $^2P_{1/2}$ state [15].

Following excitation, each ion will emit a single photon. Upon emission of a π -polarized 369.5 nm photon, the frequency-mode of the emitted photon and the state of the ion are in the entangled state

$$|\Psi_{ap}\rangle_i = \alpha_i|0\rangle_i|\nu_b\rangle_i + \beta_i|1\rangle_i|\nu_r\rangle_i, \quad (1)$$

where $|\nu_b\rangle$ and $|\nu_r\rangle$ are the two possible frequency states of the emitted photon. The state of the total system is $|\Psi_{apap}\rangle = |\Psi_{ap}\rangle_1 \otimes |\Psi_{ap}\rangle_2$. For each ion, emitted photons are collected with a lens with a numerical aperture of 0.23 and are coupled into a single-mode fiber. The output of the fiber from each ion is directed to interfere on a polarization-independent 50% beamsplitter. Each output of the beamsplitter is directed through a linear polarizer and detected with a single-photon counting photomultiplier tube. To ensure high contrast interference of the two photons from different ions the photons must be indistinguishable. To this end, we first carefully minimize the micromotion of the ions to prevent modulation of the emission frequency. Second, the geometrical mode from the two fibers is matched to better than 98% as characterized with laser light. Third, the emitted photons are matched in their arrival time at the beamsplitter to better than 100 ps. As a consequence of the quantum interference [16, 17, 18], two photons, each in a superposition of two frequency modes, can only emerge from different output ports of the beamsplitter if they are in the antisymmetric state $|\psi_{pp}^-\rangle = (|\nu_b\rangle_1|\nu_r\rangle_2 - |\nu_r\rangle_1|\nu_b\rangle_2)/\sqrt{2}$. Upon a coincidence detection event the ions are projected onto the state

$$\begin{aligned} |\Psi_{aa}\rangle &= \frac{1}{\sqrt{2P_{|\psi^-\rangle}}} (\alpha_1\beta_2|0\rangle_1|1\rangle_2 - \beta_1\alpha_2|1\rangle_1|0\rangle_2) \\ &= \frac{1}{\sqrt{2P_{|\psi^-\rangle}}} \frac{Z_1(I - Z_1Z_2)}{2} |\Psi_a\rangle_1|\Psi_a\rangle_2, \end{aligned} \quad (2)$$

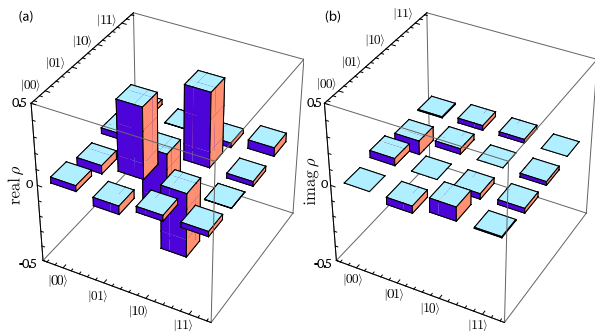


FIG. 3: State Tomography of the final state $|\Psi_{aa}\rangle \propto Z_1(I - Z_1Z_2)(|0+1\rangle_1|0+1\rangle_2)$. Real (a) and imaginary (b) part of the reconstructed density matrix. The fidelity of the expected output state $|0\rangle_1|1\rangle_2 - |1\rangle_1|0\rangle_2$ of the gate is $F = 0.87(2)$. The generated state has a concurrence of $C = 0.77(4)$ and an entanglement of formation of $E_F = 0.69(6)$. The density matrix is obtained with a maximum likelihood algorithm from 601 events measured in 9 different bases.

where Z is the Pauli- z operator and $P_{|\psi^-\rangle} = (\alpha_1^2\beta_2^2 + \beta_1^2\alpha_2^2)/2$ is the probability to find the photons in the antisymmetric Bell state. Thus the coincidence detection of two photons heralds the operation of the remote two-ion quantum gate $Z_1(I - Z_1Z_2)$. In contrast to a simple entanglement process [19], the final state depends on the initial states of both ions, and hence this scheme must keep track of the initial states and phases of the two qubits. This property of an entangling gate is essential for the generation of cluster states of more than two ions as the entangling gate has to preserve any entanglement which may already be present. Being a projection or measurement gate this process is not unitary. Indeed, for the input states $|0\rangle_1|0\rangle_2$ and $|1\rangle_1|1\rangle_2$ a heralding event should never occur, which would be calamitous in the circuit model. However, in the protocol to generate cluster states, the input qubits are always by design in a superposition of the two qubit states. In this case, the protocol succeeds with a nonvanishing probability and scales favorably [10].

To verify the operation of the gate we first characterize the generation of the maximally entangled antisymmetric Bell state $|\Psi_{aa}\rangle = (|0\rangle_1|1\rangle_2 - |1\rangle_1|0\rangle_2)/\sqrt{2}$ by full state tomography. Both ions are prepared in $|\Psi_a\rangle_i = (|0\rangle_i + |1\rangle_i)/\sqrt{2}$ and operated on by the gate. We then measure the state of each ion in three mutually unbiased bases. Detection of the quantum state of each ion in the x (y) bases is done by first applying a resonant microwave $\pi/2$ -pulse with a relative phase of 0 ($\pi/2$) with respect to the initial microwave pulse. Standard fluorescence detection is then used to determine the quantum state of the ion; the ion scatters light if found in state $|1\rangle$, while it remains dark if found in $|0\rangle$ [14]. Consequently, we get an answer in every attempt to measure the state and this answer is correct with more than 98% probability. The density matrix (Fig. 3) is obtained using a maximum likelihood algorithm [20]. From

this density matrix we calculate an entangled state fidelity of $F = 0.87(2)$, a concurrence of $C = 0.77(4)$ and an entanglement of formation $E_F = 0.69(6)$. The entanglement of this state is considerably higher than in our previous experiments [21, 22] due to technical improvements and the superior coherence properties of the photonic frequency and atomic “clock” state qubits.

To characterize the functionality of the gate for arbitrary input states we measure the fidelity of the output state for a representative set of input states as shown in Table I and obtain an average fidelity of $\bar{F} = 0.90(2)$.

We do not characterize the action of the gate on certain input states that differ only by global qubit rotations. Such states are identical to those considered up to an overall choice of basis, so the input states listed Table I are representative of a full set of unbiased qubit bases.

The observed entanglement and gate fidelity are consistent with known experimental imperfections. The primary error sources that reduce the gate fidelity are imperfect state detection (3%), geometrical mode mismatch on the beamsplitter (6%), and detection of σ -polarized light due to the non-zero solid angle and misalignment of the magnetic field ($< 2\%$). Micromotion at the rf-drive frequency of the ion trap, which alters the spectrum of the emitted photons and can degrade the quantum interference, is expected to contribute to the overall error less than 1%. Other error sources include imperfect state preparation, pulsed excitation to the wrong atomic state, dark counts of the PMT leading to false coincidence events, mismatch of the quantization and polarizer axes, and multiple excitation due to pulsed laser light leakage, and are each estimated to contribute much less than 1% to the overall error.

The entangling gate demonstrated here is a heralded probabilistic process where the success probability is given by

$$P_{\text{gate}} = P_{|\psi^-\rangle} \left(p_\pi \frac{\Delta\Omega}{4\pi} T_{\text{fiber}} T_{\text{optics}} \eta \right)^2 \approx P_{|\psi^-\rangle} 2.2 \times 10^{-8}.$$

Here $p_\pi = 0.5$ is the probability that a collected 369.5 nm photon is π -polarized, $\Delta\Omega/4\pi = 0.02$ is the solid angle from which photons are collected, $T_{\text{fiber}} = 0.2$ is the coupling and transmission efficiency of the collected light through the single-mode fiber, $T_{\text{optics}} = 0.95$ is the transmission coefficient of the other optics and $\eta = 0.15$ is the quantum efficiency of the photomultiplier tube. The probability to find two photons in the antisymmetric Bell state $P_{|\psi^-\rangle}$ is a function of the initial states and $0 \leq P_{|\psi^-\rangle} \leq 1/2$. As a coincidence detection of two photons is necessary to herald the operation of the gate, the success probability scales as the square of the photon detection probability.

In the current experiment photons are collected by a lens in free space which only covers a small solid angle.

TABLE I: Results of the remote quantum gate process. Listed in this table are the input states of the two ions, the expected output state of the gate, the measurement performed, the number of heralding events, the obtained fidelity, the measured and ideal probability for two photons to be in the antisymmetric Bell state. The fidelity of the output states is obtained by parity measurements in the appropriate bases. Here, the parity \mathcal{P}_{xy} is the difference of the probabilities to find the two ions in the same state and in opposite states when ion 1, 2 is measured in the x, y basis, respectively. The other parity values are defined similarly. From these results we calculate the average gate fidelity $\overline{F} = 0.90(2)$. The success probability of the gate is $P_{\text{gate}} = P_{|\psi^-\rangle} \times 8.5 \times 10^{-8}$.

input state	expected state	measurement	events	fidelity	$P_{ \psi^-\rangle}$ (meas.)	$P_{ \psi^-\rangle}$ (theo.)
$ 0+1\rangle \otimes 0+1\rangle$	$ 0\rangle 1\rangle - 1\rangle 0\rangle$	$\frac{1}{4}(1 - \mathcal{P}_{xx} - \mathcal{P}_{yy} - \mathcal{P}_{zz})$	210	0.89(2)	0.26(1)	1/4
$ 0+i\rangle \otimes 0+1\rangle$	$ 0\rangle 1\rangle - i 1\rangle 0\rangle$	$\frac{1}{4}(1 - \mathcal{P}_{xy} + \mathcal{P}_{yx} - \mathcal{P}_{zz})$	179	0.86(2)	0.26(1)	1/4
$ 0-1\rangle \otimes 0+1\rangle$	$ 0\rangle 1\rangle + 1\rangle 0\rangle$	$\frac{1}{4}(1 + \mathcal{P}_{xx} + \mathcal{P}_{yy} - \mathcal{P}_{zz})$	178	0.85(1)	0.22(2)	1/4
$ 0-i\rangle \otimes 0+1\rangle$	$ 0\rangle 1\rangle + i 1\rangle 0\rangle$	$\frac{1}{4}(1 + \mathcal{P}_{xy} - \mathcal{P}_{yx} - \mathcal{P}_{zz})$	188	0.81(2)	0.27(2)	1/4
$ 0+1\rangle \otimes 1\rangle$	$ 0\rangle \otimes 1\rangle$	$\frac{1}{2}(1 + \mathcal{P}_{zz})$	42	0.86(5)	0.24(4)	1/4
$ 0\rangle \otimes 0+1\rangle$	$ 0\rangle \otimes 1\rangle$	$\frac{1}{2}(1 + \mathcal{P}_{zz})$	52	0.90(4)	0.20(3)	1/4
$ 0\rangle \otimes 1\rangle$	$ 0\rangle \otimes 1\rangle$	$\frac{1}{2}(1 + \mathcal{P}_{zz})$	48	0.98(2)	0.39(6)	1/2
$ 0\rangle \otimes 0\rangle$	0		65		0.04(1)	0

Increasing the collection solid angle, which can be possible by using parabolic mirrors [23] or microstructured lenses [24], can significantly increase the success probability. Furthermore, the spontaneous emission into free space could be replaced by the induced emission into the small mode volume of a high finesse cavity [25, 26] which can reach near unit efficiency. Even though the free spectral range of the cavity would have to be 14.7 GHz to simultaneously support both frequency modes, choosing a near-concentric design could still result in a small mode-volume and thus in a high emission probability into a well-defined Gaussian mode. Alternatively, a fast microwave π -pulse together with the photonic time-bin encoded qubit could be used [11]. While the success probability in the current experiment is small, employing the aforementioned techniques to increase the photon collection probability may dramatically increase the success probability of the gate and could make the generation of large entangled cluster states feasible.

We have demonstrated a probabilistic, heralded entanglement gate between two remote matter qubits with an average fidelity of $\overline{F} = 0.90(2)$. The remote entangling gate demonstrated here could be used to realize long-distance quantum repeaters and to demonstrate a loophole-free Bell-inequality violation. Furthermore, together with local operations, the entangling gate may be used to scalably generate cluster states for the realization of a one-way quantum computer [3, 4, 5, 9, 10].

This work is supported by the Intelligence Advanced Research Project Activity (IARPA) under Army Research Office contract, the National Science Foundation Physics at the Information Frontier program, and the NSF Physics Frontier Center at JQI.

* Electronic address: pmaunz@umd.edu

- [1] D. Deutsch, Proc. R. Soc. Lond. A **425**, 73 (1989), URL <http://dx.doi.org/10.1098/rspa.1989.0099>.
- [2] R. Blatt and D. Wineland, Nature **453**, 1008 (2008).
- [3] H. J. Briegel and R. Raussendorf, Phys. Rev. Lett. **86**, 910 (2001).
- [4] R. Raussendorf and H. J. Briegel, Phys. Rev. Lett. **86**, 5188 (2001).
- [5] R. Raussendorf and H. J. Briegel, Quant. Inform. Comput. **2**, 443 (2002).
- [6] P. Walther, K. J. Resch, T. Rudolph, E. Schenck, H. Weinfurter, V. Vedral, M. Aspelmeyer, and A. Zeilinger, Nature **434**, 169 (2005).
- [7] C. Y. Lu, X. Q. Zhou, O. Guhne, W. B. Gao, J. Zhang, Z. S. Yuan, A. Goebel, T. Yang, and J. W. Pan, Nature Physics **3**, 91 (2007).
- [8] T. P. Bodiya and L.-M. Duan, Phys. Rev. Lett. **97**, 143601 (2006).
- [9] L.-M. Duan and R. Raussendorf, Phys. Rev. Lett. **95**, 080503 (2005).
- [10] L.-M. Duan, M. J. Madsen, D. L. Moehring, P. Maunz, R. N. Kohn, Jr., and C. Monroe, Phys. Rev. A **73**, 062324 (2006).
- [11] S. D. Barrett and P. Kok, Phys. Rev. A **71**, 060310(R) (2005).
- [12] S. Olmschenk, D. N. Matsukevich, P. Maunz, D. Hayes, L.-M. Duan, and C. Monroe, Science **323**, 486 (2009).
- [13] P. Fisk, M. Sellars, M. Lawn, and G. Coles, Ultrasonics, Ferroelectrics and Frequency Control, IEEE Transactions on **44**, 344 (1997).
- [14] S. Olmschenk, K. C. Younge, D. L. Moehring, D. N. Matsukevich, P. Maunz, and C. Monroe, Phys. Rev. A **76**, 052314 (2007).
- [15] M. J. Madsen, D. L. Moehring, P. Maunz, R. N. Kohn, Jr., L.-M. Duan, and C. Monroe, Phys. Rev. Lett. **97**, 040505 (2006).
- [16] C. K. Hong, Z. Y. Ou, and L. Mandel, Phys. Rev. Lett. **59**, 2044 (1987).
- [17] Y. H. Shih and C. O. Alley, Phys. Rev. Lett. **61**, 2921

- (1988).
- [18] S. L. Braunstein and A. Mann, *Phys. Rev. A* **51**, R1727 (1995).
- [19] C. Simon and W. T. M. Irvine, *Phys. Rev. Lett.* **91**, 110405 (2003).
- [20] D. F. V. James, P. G. Kwiat, W. J. Munro, and A. G. White, *Phys. Rev. A* **64**, 052312 (2001).
- [21] D. L. Moehring, P. Maunz, S. Olmschenk, K. C. Younge, D. N. Matsukevich, L.-M. Duan, and C. Monroe, *Nature* **449**, 68 (2007).
- [22] D. N. Matsukevich, P. Maunz, D. L. Moehring, S. Olmschenk, and C. Monroe, *Phys. Rev. Lett.* **100**, 150404 (2008).
- [23] N. Lindlein, R. Maiwald, H. Konermann, M. Sondermann, U. Peschel, and G. Leuchs, *Laser Physics* **17**, 927 (2007).
- [24] E. W. Streed, B. G. Norton, J. J. Chapman, and D. Kielpinski, 0805.2437 (2008).
- [25] M. Hennrich, T. Legero, A. Kuhn, and G. Rempe, *Phys. Rev. Lett.* **85**, 4872 (2000).
- [26] J. McKeever, A. Boca, A. D. Boozer, R. Miller, J. R. Buck, A. Kuzmich, and H. J. Kimble, *Science* **303**, 1992 (2004).