

# Disorder effect on the spin susceptibility of the two-dimensional one-valley electron gas

S De Palo<sup>1,2</sup>, S Moroni<sup>1,3</sup> and G Senatore<sup>1,2</sup>

<sup>1</sup> INFN DEMOCRITOS National Simulation Center, Trieste, Italy

<sup>2</sup> Dipartimento di Fisica Teorica, Università di Trieste, Strada Costiera 11, 34014 Trieste, Italy

<sup>3</sup> SISSA, International School for Advanced Studies, via Beirut 2-4, 34014 Trieste, Italy

E-mail: depalo@democritos.sissa.it

**Abstract.** Starting from the Quantum Monte Carlo (QMC) prediction for the ground state energy of a clean two-dimensional one-valley (2D1V) electron gas, we estimate the energy correction due to scattering sources present in actual devices such as AlAs quantum wells and GaAs heterostructures. We find that the effect of uncorrelated disorder, in the lowest (second) order in perturbation theory, is to enhance the spin susceptibility leading to its eventual divergence. In the density region where the Born approximation is able to reproduce the experimental mobility, the prediction for the spin susceptibility yielded by perturbation theory is in very good agreement with the available experimental evidence.

PACS numbers: 71.45 Gm, 71.10 Ca, 71.10 -w

## 1. Introduction

The two-dimensional electron gas that can be realized in quantum wells or at the interface of semiconducting heterostructures has attracted a lot of interest over the years[1, 2]. Such interest has been recently renewed by the the discovery of an apparent metallic phase which is at variance with the predictions of the scaling theory of localization for non-interacting 2D systems at zero magnetic field[3]. The strictly two-dimensional electron gas (2DEG) embedded in a uniform neutralizing background has been often used to describe the physics of these devices[1, 2]. However it has been recently found that the 2DEG model is too simple to provide a quantitative account of experiments, which can only be achieved through the inclusion in the model of essential device details, such as the finite transverse thickness[4], the in-plane anisotropic mass[5], the valley degeneracy present for instance in *Si*-based devices[6], the scattering sources (disorder) which determine the mobility[4, 6].

Here, we discuss the effect of disorder on the ground state energy and spin susceptibility of narrow AlAs Quantum Wells (QW)[7] and a GaAs HIGFET[8], analyzing as well the role of different scattering sources. We stress that an accurate treatment of electron correlation is crucial in the present approach, which is based on the properties of the ideally-clean interacting electron gas; in particular on its ground state energy and static response functions, the latter being a key ingredient in the

evaluation of the ground state energy shift due to disorder. Moreover, some of the parameters modelling the disorder are not known from experiments and we choose to fix them by fitting the experimental mobility within the Born approximation. The set of parameters determined in such a way is then used to estimate the effect of disorder on the ground state energy, within second order perturbation theory.

In the first section we introduce the model and give some details on our estimate of the (wavevector and spin-polarization dependent) density–density response function. We then present our results for the mobility, obtained using the Born approximation, in the second section. Finally, we discuss the effect of disorder on the spin susceptibility enhancement and ground state energy in the third section and offer some conclusions.

## 2. Model and Theory

Our starting point is the strictly 2D1V electron gas (2D1VEG), whose state at zero temperature and magnetic field can be fixed by just two dimensionless parameters: the coupling  $r_s = 1/\sqrt{\pi n a_B}$  and the spin polarization  $\zeta = (n_\uparrow - n_\downarrow)/n$ . Above,  $n_\uparrow$  and  $n_\downarrow$  denote the spin up and spin down areal densities,  $n = n_\uparrow + n_\downarrow$ , and specific parameters of the solid state device appear only in the effective Bohr radius  $a_B = \hbar^2 \epsilon / m_b e^2$ , via the dielectric constant  $\epsilon$  and the band mass  $m_b$ .

In this work we assume that the ground state of the 2D1VEG in the presence of disorder provides a first reasonable approximations to the observed metallic phase; we assume as well that, with respect to the ideally clean system, the ground state is not strongly altered by a weak disorder—at least far from the metal-insulator transition—and therefore the effect of scattering sources can be accounted for by perturbation theory. We note in passing that a realistic description of these systems must necessarily take into account disorder, in order to predict a finite (or vanishing) mobility.

The energy per particle of the 2D1VEG in the presence of a weak uncorrelated disorder reads, at the lowest (second) order in perturbation theory,

$$\begin{aligned} E(r_s, \zeta) &= E_{2D}^{QMC}(r_s, \zeta) + \frac{1}{2n} \sum_q \chi_{nn}(q, \zeta) \langle |U_{imp}(q)|^2 \rangle_{dis} \\ &\equiv E_{2D}^{QMC}(r_s, \zeta) + \Delta(r_s, \zeta), \end{aligned} \quad (1)$$

where  $U_{imp}(q)$  is the Fourier transform (FT) of the random scattering potential and  $\langle \dots \rangle_{dis}$  denotes the average on the disorder configuration distribution. Above,  $E_{2D}^{QMC}(r_s, \zeta)$  and  $\chi_{nn}(q, \zeta)$  are respectively the energy and the density-density linear response of the ideally clean system.  $E_{2D}^{QMC}(r_s, \zeta)$  can be readily calculated from the analytical parametrization of Quantum Monte Carlo energies given in Ref. [9]. We describe how to construct  $\chi_{nn}(q, \zeta)$ , which is accurately known only at  $\zeta = 0, 1$ [15], in the subsection 2.1 below.

For the extremely clean HIGFET the random scattering comes from the unintentional doping of the *GaAs* channel by charged impurities with density  $N_d$  and/or from the charged scatterers in the *Al<sub>0.32</sub>Ga<sub>0.68</sub>As* barrier. The  $U_{imp}$  for these scatterers are taken from [11]. The unknown densities of charged scatterers ( $N_d$  and  $N_{AlGaAs}$ ) are obtained from a fitting of the mobility as described in Sec. 2 below. Here, we just mention that the depletion density  $N_d$  is expected to be negligible in these systems and indeed our best mobility fit is compatible with  $N_d = 0$ .

Many scattering sources contribute to the finite mobility of the QW[10]: remote impurities due to the intentional *delta* doping, three dimensional homogenous

background doping with density  $N_b$  in the AlGaAs, possible unintentional doping in the AlAs channel with density  $N_c$  and above all fluctuations of the quantum well width, which is usually modeled with a contribution to  $\langle |U_{imp}(q)|^2 \rangle_{dis} \propto \Delta^2 \Lambda^2 e^{-q^2 \Delta^2 / 4}$ [12]. The first source can be modeled as the scattering coming from a sheet of randomly distributed charged impurities of areal density  $n_i$  separated from the side of the QW by an AlGaAs spacer of width  $d$  (in this case  $n_i = 5 \cdot 10^{12} \text{cm}^{-2}$  and  $d = 756 \text{Å}$ [7, 10]). The unknown parameters  $\Delta$ ,  $\Lambda$ ,  $N_b$  and  $N_c$  are fixed through the mobility fit. For completeness, we need to add that here we considered background doping only in the spacer between the QW and the delta doping sheet.

### 2.1. Density-density response function

The density-density linear response function for a partially spin polarized system can be written in terms of local-field factors (LFF) depending on the wavevector  $q$ , as well as on charge and magnetization densities, respectively  $n$  and  $m$ [2]:

$$\chi_{nn}(q, \zeta) = \frac{\chi_0^\uparrow + \chi_0^\downarrow + 4\chi_0^\uparrow \chi_0^\downarrow G_{mm}(q) v_{2d}(q)}{D}, \quad (2)$$

$$\begin{aligned} D = 1 &+ v_{2d}(q) \left[ (-1 + G_{mm} - 2G_{nm} + G_{nn}) \chi_0^\downarrow \right. \\ &+ (-1 + G_{mm} + 2G_{nm} + G_{nn}) \chi_0^\uparrow \\ &\left. + 4(-G_{mm} - G_{nm}^2 + G_{mm} G_{nn}) \chi_0^\downarrow \chi_0^\uparrow v_{2d}(q) \right], \quad (3) \end{aligned}$$

where  $\chi_0^\sigma(q, \zeta)$  ( $\sigma = \uparrow, \downarrow$ ) is the spin resolved density-density response function for the non-interacting system[13, 2],  $v_{2d}(q)$  is the Fourier transform of the Coulomb interaction, and  $G_{\alpha, \beta}(q, \zeta)$  are the LFF.

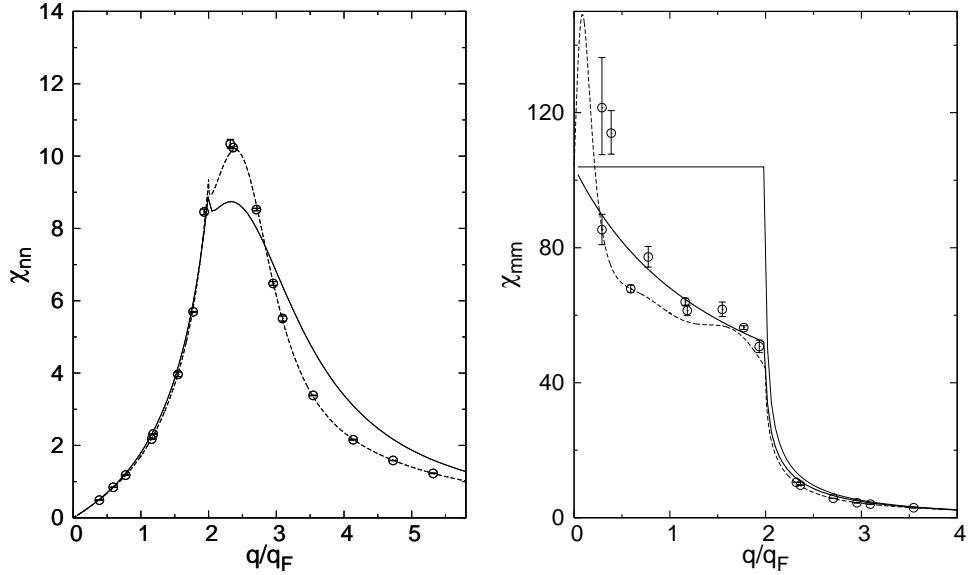
A complete description of the response functions relies on the knowledge of the LFF in the whole momentum region. We note here that the exact low-momentum behaviour ( $q \rightarrow 0$ ) of the LFF is known in terms of the exchange-correlation energy  $\epsilon_{xc}$ [2]:

$$G_{nn}(q) = -\frac{1}{v_{2d}(q)} \left( 2 \frac{\partial \epsilon_{xc}}{\partial n} + n \frac{\partial^2 \epsilon_{xc}}{\partial n^2} \right), \quad (4)$$

$$G_{nm}(q) = -\frac{1}{v_{2d}(q)} \left( \frac{\partial \epsilon_{xc}}{\partial m} + n \frac{\partial^2 \epsilon_{xc}}{\partial n \partial m} \right), \quad (5)$$

$$G_{mm}(q) = -\frac{1}{v_{2d}(q)} \left( n \frac{\partial^2 \epsilon_{xc}}{\partial m^2} \right), \quad (6)$$

with  $m = n_\uparrow - n_\downarrow = n\zeta$ . The simplest approximation would be to extend the low-momenta linear behaviour ( $v_{2d}^{-1} \propto q$ ) of the LFF to all momenta. We have tested the effect on the response of the linear approximation (LA) for  $G_{nn}$  and  $G_{mm}$ , at zero polarisation, with available QMC data[15]. Deviations from the LA become more evident as the system becomes more strongly interacting. We report in Figure 1 results for  $\chi_{nn}$  and  $\chi_{mm}$  at  $r_s = 10$  and  $\zeta = 0$  where the deviation of the LA from the QMC data is more evident. Note that for  $\zeta = 0$ ,  $\chi_{nn}$  ( $\chi_{mm}$ ) only involves  $G_{nn}$  ( $G_{mm}$ ). For the charge case (left panel in Figure 1) the LA for  $G_{nn}$  works quite well at least up to  $2k_F$ . For the spin case (right panel in Figure 1) the  $\chi_{mm}$  obtained from the LA for  $G_{mm}$  shows important deviations from the QMC results over the whole range  $0 \leq q \leq 2q_F$ , while a much better and in fact satisfactory agreement is obtained with the exponential approximation, whereby  $G_{mm}^{EA}(q, \zeta) = G_{mm}^{LA}(q, \zeta) \times \exp[-\alpha(q/q_F)]$



**Figure 1.** Linear response of the 2DEG in  $Ry^{-1}/n$ . Open dots are charge ( $\chi_{nn}$ ) and spin ( $\chi_{mm}$ ) response functions as from QMC simulations[15], the dashed lines are response functions using analytical parametrizations from [14], the solid lines the results of the LA. For the spin case (right panel) the EA is also shown (thick solid line). For the definition of the LA and EA see text.

and  $\alpha = 0.1$ . An analytical parametrizations of the LFF[14] embodying the exact known behaviour at small and large momenta is available for  $\zeta = 0$  and  $0 \leq r_s \leq 10$ . However, while it could be used for the calculation of mobility (see below) it is of no use for the calculation of the spin susceptibility, which requires the  $\zeta$ -dependence of the LFF.

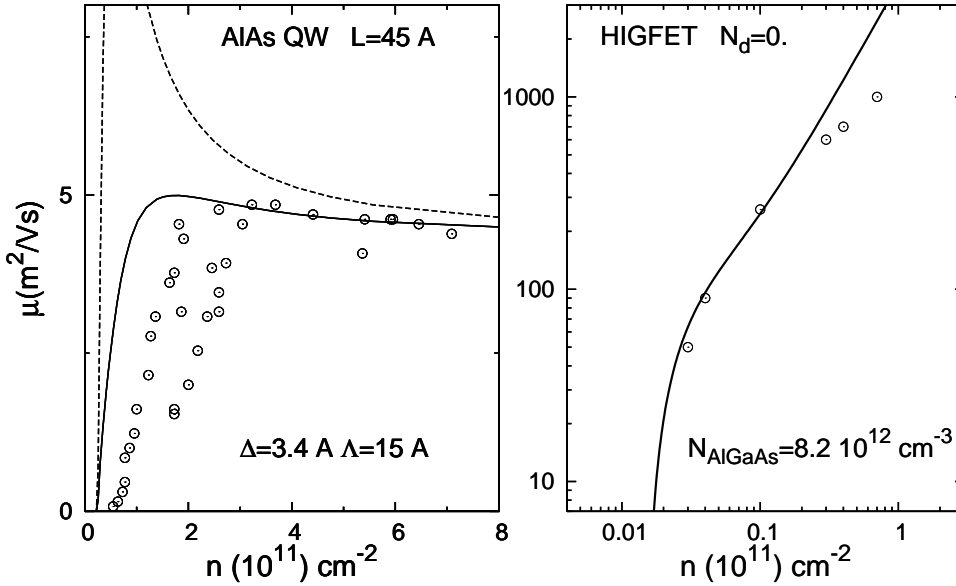
In computing the  $\zeta$ -dependent correction to the ground state energy, we have used the LA for  $G_{nn}$  and  $G_{nm}$  and the EA for  $G_{mm}$ . We do not discuss in detail here the behavior of  $G_{nm}$ , which appears to be one order of magnitude smaller than the other two LFF and therefore should not affect results in an appreciable manner.

### 3. The mobility

Quite generally, not all parameters entering the modelling of the scattering sources are known from experiments and we take the customary approach in which the unknown ones are fixed through a global fit of the experimental mobility. The relaxation time  $\tau$  at the lowest order in the scattering potential is given by the Born approximation[16]:

$$\frac{1}{\tau} = \frac{\hbar^{-1}}{2\pi\epsilon_F} \int_0^{2k_F} dq \frac{q^2}{(4k_F^2 - q^2)^{1/2}} \frac{\langle |U_{imp}(q)|^2 \rangle_{dis}}{\epsilon_P(q)^2} \quad (7)$$

where  $\epsilon_P(q) = 1 - v_c(q)(1 - G_{nn}(q))\chi_0(q) = \epsilon_P^{RPA}(q) + v_c(q)G_{nn}(q)\chi_0(q)$ . The integrand in Equation (7) is peaked around  $2k_F$  because of the combined effect of the factors  $(4k_F^2 - q^2)^{-1/2}$  and  $\epsilon_P(q)^{-2}$ , the latter being strongly enhanced by  $G_{nn}(q)$  with respect to its RPA expression. An accurate estimate of  $G_{nn}(q)$  in this region of

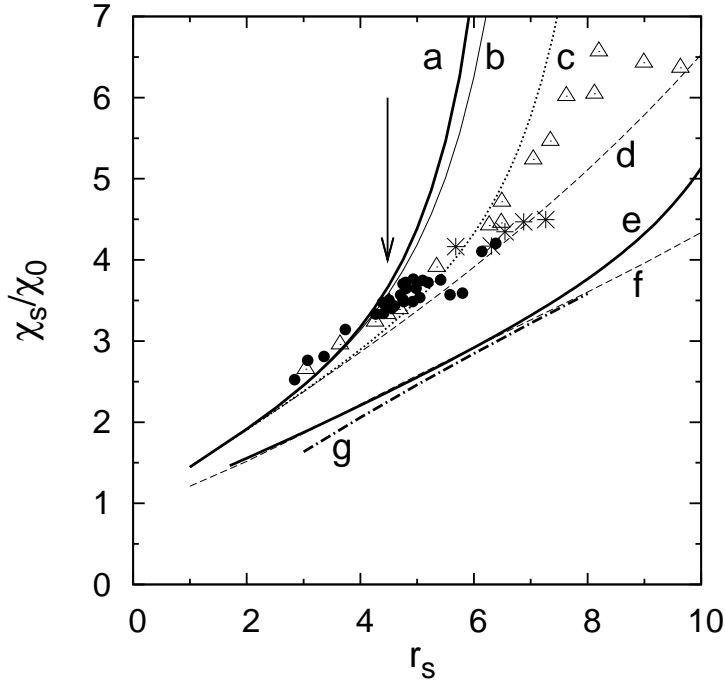


**Figure 2.** 2DEG mobility in actual devices. Open dots are experimental data for the AlAs QWs of [7] (left panel) and for the HIGFET heterostructure[8] (right panel). Solid lines are the fitted mobility using Equation (7). For the QWs the mobility obtained including only roughness scattering is also shown (dashed line).

momenta is therefore crucial: the disorder parameters can increase by almost an order of magnitude if one replace  $\epsilon_P(q)$  with  $\epsilon_P^{RPA}(q)$  in the mobility fit.

Here we use  $G_{nm}$  for a strictly two dimensional system and accordingly we set  $v_c(q) = v_{c,2D}(q) = 2\pi e^2/\epsilon q$ . This may look at first a very crude assumption for the HIGFET[8], which is characterized by a sizeable thickness. However we have checked, within RPA, that while the fitted disorder parameters change appreciably in going from the  $v_{c,2D}(q)$  to  $v_{c,thick}(q)$ , the energy shift due to disorder does not change sensibly provided the same consistent combination of  $v_c(q)$  and disorder parameters used for the mobility is also used for the energy shift calculation. The same applies to the ensuing spin susceptibility.

Mobility results for the two devices considered are shown in Figure 2. In the QW the surface roughness plays the major role in determining the mobility at high densities ( $\Delta = 3.4\text{\AA}$ ,  $\Lambda = 15\text{\AA}$ ) in agreement with existing literature[12] (See left panel of Figure 2). At low density, however, roughly below  $n \simeq 2.5 \cdot 10^{11} \text{ cm}^{-2}$ , the Born approximation is not able to reproduce the experimental data anymore. This is a density region where the charged impurities ( $N_b = N_c = 2 \cdot 10^{14} \text{ cm}^{-3}$ ) become effective. In the right panel of Figure 2 we display results for the HIGFET with  $N_d = 0$  and  $N_{\text{AlGaAs}} = 8.2 \cdot 10^{12} \text{ cm}^{-3}$ . The discrepancy of these disorder parameters with those in [4] is due to the replacement, with respect to the previous calculation, of  $v_{c,thick}$  with  $v_{c,2D}$ . The effect of such a change on the spin susceptibility is however barely visible, as it can be checked by comparing the results in Figure 3 with those in [4]. We should mention that both in the present calculations and those of [4] we have chosen the form of  $U_{imp}$  appropriate to a thick electron gas.



**Figure 3.** Spin susceptibility enhancement of the 2DEG in actual devices. Experimental results for the thin QW of [7] and for the HIGHFET of [8] are respectively represented by points (different symbols correspond to different samples[7]) and by the line labeled **g**. Line **d** reports the QMC prediction for the clean 2DEG[9], while lines **f** and **e** give the QMC based predictions for the *clean* and *dirty* quasi-2DEG in the HIGHFET[4], respectively. The arrow indicates the density at which the Born approximation for the QW mobility fails. Line **a** is our prediction for  $\chi_s/\chi_0$  in the QW including both surface roughness and charged impurities scattering; the predictions obtained including only surface roughness or only charged impurities are given by lines **b** and **c**, respectively.

#### 4. The spin susceptibility

The spin susceptibility enhancement of the systems under investigation is[4]

$$\frac{\chi_s}{\chi_0} = \left[ \frac{\partial^2 E_0(r_s, \zeta)}{\partial \zeta^2} \right]_{\zeta=0} \left[ \frac{\partial^2 E^{QMC}(r_s, \zeta)}{\partial \zeta^2} + \frac{\partial^2 \Delta E(r_s, \zeta)}{\partial \zeta^2} \right]_{\zeta=0}^{-1}, \quad (8)$$

where  $E_0(r_s, \zeta)$  is the energy of the non-interacting system,  $\Delta E(r_s, \zeta)$  the energy shift due to disorder defined in Equation (1), and  $E^{QMC}(r_s, \zeta)$  the energy of the clean system, which may include, if necessary, the effect of thickness. As mentioned above, the results of this calculation strongly depend on the LFF in the region around  $2q_F$ , region where  $\chi_{nm}(q, \zeta)$  has a sizeable change when varying  $\zeta$  around zero. We stress that the parameters describing the disorder are fixed by a fit of the experimental mobility and depend on  $G_{nn}$  at zero polarisation; while  $\Delta E(r_s, \zeta)$  requires the knowledge of all LFF and their  $\zeta$ -dependence.

Before examining in detail our results for the spin susceptibility, summarized in Figure 3, we make some general comments on the effect of disorder. Apart from

the surface roughness at very high density ( $r_s \leq 1$ ), where it induces a negligible reduction of spin susceptibility, the effect of all scattering sources is to enhance  $\chi_s/\chi_0$ , once electron correlation is included in the response function, even at RPA level. A calculation employing the response function  $\chi_0(q, \zeta)$  of non-interacting electrons and including only the roughness scattering, for example, predicts a suppression of the spin susceptibility at all densities. On lowering the electron density the relative contribution of disorder to the second derivative of the energy, with respect to  $\zeta$ , increases in size and being negative leads to the eventual divergence of the spin susceptibility. We note that quite generally the transverse thickness reduces the spin susceptibility of a 2D electron systems, while disorder generally enhances it[4].

As it is clearly seen in Figure 3, in the extremely clean case of the HIGHFET, the inclusion of disorder does not alter the agreement between the theoretical prediction (obtained including thickness) and measurements, throughout the whole experimental density range[17]. If one neglects thickness and uses the disorder parameters fitted to the experimental mobility of the HIGHFET, as specified above, the energy shift due to disorder makes the ferromagnetic state of the strictly 2DEG energetically favourable with respect to the normal state at  $r_s \simeq 12.5$ .

In contrast, the same procedure using the disorder parameters appropriate to the thin electron gas realized in AIs QWs[7] predicts a transition towards a partially polarised state at  $r_s \simeq 7$ , namely a second-order phase transition. We should stress, however, that for this system the fitting of the experimental mobility in the Born approximation breaks down at low densities (corresponding to  $r_s \gtrsim 4$ ), as clearly shown in Figure 2. Yet, up to  $r_s \lesssim 4$ , our prediction for the spin susceptibility is only moderately affected by disorder (thick solid line (a) in Figure 3), with an enhancement with respect to the clean system of at most 20%, which results in a very good agreement with experiments. By looking at the theoretical prediction for the spin susceptibility enhancement obtained including only the scattering by charged impurities (dotted line (c)) or only that by roughness (thin solid line (b)), it is evident the major role played by roughness at all densities, as well as the negligible effect of charged scatterers at high density (due to screening). At low densities, though being quite smaller than that of roughness, the effect of charged impurities on  $\chi_s$  becomes however sizeable. Within second order perturbation theory, lowering the density, disorder becomes more and more effective enhancing the spin susceptibility and finally driving it to diverge. A strong enhancement is found also in the experiments, however we cannot push our quantitative comparison between the experiments and our predictions in density regions where the level of disorder cannot be reliably related to the experimental mobility using the Born approximation.

We stress that the accuracy of the prediction of the spin susceptibility of the clean 2D1V electron gas is crucial in the present approach, as suggested by the comparison between theory and experiment for the thin electron gas realized in narrow AIs QWs[7], for which the effect of thickness is negligible[4]. In this respect, we recall that RPA predicts for the 2D1V electron gas a first order ferromagnetic transition already at  $r_s \simeq 5.5$  and a  $\chi_s/\chi_0$  divergence in the paramagnetic phase at  $r_s \simeq 7.3$  [19]. Evidently the inclusion of disorder in RPA would push the Bloch and Stoner transitions[19] at higher density, well inside the experimental range.

## 5. Conclusions

We have studied the effect of disorder on the spin susceptibility of 2D electron systems realized in semiconductor heterostructures, considering narrow *AlAs*-based QWs and a *GaAs*-based HIGHFET, systems which have an in-plane isotropic mass and no valley degeneracy. We take as reference, in assessing the effect of disorder, the ideally clean 2D1V electron gas, whose spin susceptibility is known with great accuracy, thanks to QMC simulations[9]. We found that the effect of a weak uncorrelated disorder is to enhance the spin susceptibility, at the lowest order in perturbation theory, with correlation seemingly playing a crucial role. The disorder parameters which were not known from experiments were determined through a fit of the experimental mobility over the whole experimental density range, in the Born approximation, and then used without any change in the spin susceptibility calculation. We discovered that, at densities where the Born approximation is capable of fitting the experimental mobility, also our prediction of the spin susceptibility in the *dirty* system turns out to be very accurate; while it appreciably deviates from the experiment at densities where the Born approximation breaks down, or more precisely, is unable to fit the experimental mobility.

Thus, the really weak disorder present in the *GaAs* HIGHFET of [8] has a small effect on the spin susceptibility and does not change qualitatively the phase diagram of the 2D1V electron gas. Evidently, the disorder in the *AlAs* QWs of [7] is much stronger and it can be possibly treated in perturbation theory only at densities not too low. It is anyhow reassuring that when the perturbative approach is capable of quantitatively fitting the experimental mobility also the resulting prediction of the spin susceptibility enhancement is in good agreement with experiments.

## References

- [1] Ando T, Fowler A B and Stern F 1982 *Rev. Mod. Phys.* **54** 437
- [2] Giuliani G F and Vignale G 2005 *Quantum Theory of the Electron Liquid* (Cambridge: Cambridge University Press)
- [3] Abrahams E, Kravchenko S V and Sarachik M P 2001 *Rev. Mod. Phys.* **73** 251; Kravchenko S V and Sarachik M P 2004 *Rep. Prog. Phys.* **67** 1; and reference therein.
- [4] De Palo S, Botti M, Moroni S and Senatore G 2005 *Phys. Rev. Lett.* **94** 226405; De Palo S, Botti M, Moroni S and Senatore G 2006 *Phys. Rev. Lett.* **97** 39702; De Palo S, Botti M, Moroni S and Senatore G 2006 *Phys. Rev. Lett.* **97** 39702.
- [5] Gokmen T, Padmanabhan M, Tutuc E, Shayegan M, De Palo S, Moroni S and Senatore G 2007 *Phys. Rev. B* **76** 233301
- [6] Marchi M, De Palo S, Moroni S and Senatore G 2008 *The correlation Energy and the Spin Susceptibility of the Two-Valley Two-dimensional Electron Gas* arXiv:0808.2569v1
- [7] Vakili K , Shkolnikov Y P , Tutuc E , De Poortere, E P and Shayegan M 2004 *Phys. Rev. Lett.* **92** 226401 and K. Vakili private communication.
- [8] Zhu J, Stormer H L, Pfeiffer L N, Baldwin K W and West K W 2003 *Phys. Rev. Lett.* **90** 56805; Zhu J Phd thesis.
- [9] Attacalite C, Moroni S, Gori-Giorgi P and Bachelet G B 2002 *Phys. Rev. Lett.* **88** 256601
- [10] De Poortere E.P., Shkolnikov Y.P., and Shayegan M. 2003 *Phys. Rev. B* **67** 153303.
- [11] Gold A 1989 *Appl. Phys. Lett.* **54** 2100
- [12] Gold A 208 *Appl. Phys. Lett.* **92** 082111; Gold A 1987 *Phys. Rev. B.* **35** 723.
- [13] Stern F 1967 *Phys. Rev. Lett.* **14** 546
- [14] Davoudi B, Polini M, Giuliani G F, and Tosi M P 2001 *Phys. Rev. B* **64** 153101; 2001 **64** 233110.
- [15] Moroni S, Ceperley D M, and Senatore G 1992 *Phys. Rev. Lett.* **69** 1837 Senatore G, Moroni S, and Ceperley D M, in *Quantum Monte Carlo Methods in Physics and Chemistry*, edited by M. P. Nightingale and C. J. Umrigar (Kluwer, Dordrecht, 1999).
- [16] Stern F and Howard W E 1967 *Phys. Rev.* **163** 816



- [17] The apparent discrepancy between theory and experiment at high density (one would expect  $\chi_s/\chi_0$  to go to 1 as  $r_s \rightarrow 0$ , while the expression fitted to experiments in [8] tends to 0 in this limit) is eliminated once band structure effects, modifying the band mass and g-factor, are duly taken into account[18]. We do not report here the data of [18] for  $\chi_s/\chi_0$ , which are obtained from a different sample for which we do not know all relevant physical parameters.
- [18] Tan Y -W, Zhu J, Stormer H L, Pfeiffer L N, Baldwin K W and West K W 2006 *Phys. Rev. B* **73** 045334;
- [19] Zhang Y and Das Sarma S, *Phys. Rev. B* **72** 115317