

The LAEX and NASA Portals for CoRoT Public Data [★]

E. Solano^{1,11} ^{★★}, K. von Braun^{2,9}, A. Velasco^{1,11}, D. R. Ciardi^{2,9}, R. Gutiérrez^{1,11}, D. L. McElroy^{2,9}, M. López^{1,11}, M. Abajian^{2,9}, M. García^{3,11}, B. Ali^{4,9}, L. M. Sarro^{5,11}, G. B. Berriman^{2,9}, G. Bryden⁶, B. Chan^{2,10}, J. Good^{2,9}, S. R. Kane^{2,9}, A. C. Laity^{2,9}, C. Lau^{2,10}, A. N. Payne⁷, P. Plavchan^{2,9}, S. Ramirez^{2,9}, M. Schmitz^{4,9}, J. R. Stauffer^{8,9}, P. L. Wyatt^{2,9}, and A. Zhang^{2,4,9}

¹ Centro de Astrobiología, CSIC-INTA. LAEX. P.O. Box 78. 28691 Villanueva de la Cañada, Madrid, Spain

² NASA Exoplanet Science Institute

³ Área de Lenguajes y Sistemas Informáticos. Universidad Pablo Olavide. Ctra. de Utrera, km. 1, 41013 Sevilla, Spain

⁴ Infrared Processing and Analysis Center

⁵ Dpt. de Inteligencia Artificial, UNED, Juan del Rosal, 16, 28040 Madrid, Spain

⁶ Jet Propulsion Laboratory, 4800 Oak Grove Drive, Pasadena, CA 91109, USA

⁷ Australian National University, Mount Stromlo Observatory, Canberra, ACT, Australia

⁸ Spitzer Science Center

⁹ California Institute of Technology, 770 South Wilson Ave, Pasadena, CA 91125, USA

¹⁰ Raytheon Information Systems, Pasadena, CA, USA

¹¹ Spanish Virtual Observatory Thematic Network

Received ; accepted

ABSTRACT

Aims. We describe here the main functionalities of the LAEX (Laboratorio de Astrofísica Estelar y Exoplanetas /Laboratory for Stellar Astrophysics and Exoplanets) and NASA portals for CoRoT Public Data. The CoRoT archive at LAEX was opened to the community in January 2009 and is managed in the framework of the Spanish Virtual Observatory. NStED (NASA Star and Exoplanet Database) serves as the CoRoT portal for the U.S. astronomical community. NStED is a general purpose stellar and exoplanet archive with the aim of providing support for NASA's planet finding and characterisation goals, and the planning and support of NASA and other space missions. CoRoT data at LAEX and NStED can be accessed at <http://sdc.laeff.inta.es/corotfa/> and <http://nsted.ipac.caltech.edu>, respectively.

Methods. Based on considerable experience with astronomical archives, the aforementioned archives are designed with the aim of delivering science-quality data in a simple and efficient way.

Results. LAEX and NStED not only provide access to CoRoT Public Data but furthermore serve a variety of observed and calculated astrophysical data. In particular, NStED provides scientifically validated information on stellar and planetary data related to the search for and characterization of extrasolar planets, and LAEX makes any information from Virtual Observatory services available to the astronomical community.

Key words. astronomical data bases: miscellaneous – catalogs – surveys – stars: fundamental parameters – stars: variables – planetary systems

1. Introduction

The ultimate goal of any scientific mission is to obtain data producing new discoveries and new science. As astronomical research is expanded through the design and execution of innovative and groundbreaking missions, there is increasing awareness by scientists and funding agencies of the need to maximize scientific return on these significant financial investments. Astronomical archives play a fundamental role in ensuring this return and are essential tools for modern astronomical research as demonstrated by the intensive usage by the scientific community that they enjoy. This paper describes two of the CoRoT Public Archives: LAEX and NStED.

LAEX (formerly known as LAEFF and belonging to Centro de Astrobiología) has a long history in astronomical archives. In

1998, it was selected to host the INES Final Archive at the end of the International Ultraviolet Explorer (IUE) project. Much of the experience acquired with INES was used to develop GAUDI (Solano et al. 2005), the starting point of LAEX's participation in CoRoT. The GAUDI system was designed to conduct ground-based observations obtained in preparation of the CoRoT asteroseismology program and make them available in a simple and efficient way.

In carrying out scientific research, collecting ancillary information about science targets requires thorough reviews of the literature across many different wavelengths and observational techniques. The NASA Star and Exoplanet Database (NStED) was created to address the lack of a central repository of such multi-dimensional observational data and to provide to the community a straightforward method to gather scientifically-validated information on nearby and exoplanet-hosting stars for their research. NStED is principally dedicated to collecting and serving published data involved in the search for and study of extrasolar planets and their host stars.

[★] CoRoT is a space project operated by the French Space Agency, CNES, with participation of the Science Programme of ESA, ESTEC/RSSD, Austria, Belgium, Brazil, Germany, and Spain.

^{★★} e-mail: esm@laeff.inta.es

CoRoT¹ (Convection, Rotation and Planetary Transits) is a mission with two principal objectives: the study of stellar interiors using asteroseismology techniques, and the discovery of extrasolar planets using the transit method. Successfully launched in December 2006, CoRoT has been providing the astronomical community with a number of revolutionary results on the internal structure of stars and on the physical properties of extrasolar planets.

The need for an archive for the CoRoT data was identified in the early phases of the project. In March 2003, LAEX was selected, together with the Centre de Données Astronomiques de Strasbourg (CDS)², to be responsible for the long-term storage and maintenance of the CoRoT Final Archive, which will contain all CoRoT data processed in a homogeneous and uniform way. This Final Archive will be Virtual Observatory compliant. Furthermore, it is designed to be a static archive (its contents will not change with time) that will represent the legacy of the mission for future generations of researchers and educators.

In addition to the Final Archive, efficient data management and data interchange mechanisms have been set up to work during the operational phase of CoRoT. In this framework two types of archives have been defined.

- *The Mission Archive*: Located at the Institut d’Astrophysique Spatiale (IAS) in Paris, the Mission Archive is the only access point for CoRoT data during the proprietary period.
- *The Public Archives*: Containing only publicly available data, these are dynamic archives since new data as well as re-calibrations of previous data will be ingested during the mission lifetime. The Public Archives are being developed at the IAS (Paris), CDS (Strasbourg), NStED (Pasadena, California), and LAEX (Madrid). For the sake of integrity, the data are stored at IAS and remotely accessed from the Public Archives.

This paper gives descriptions the two Public Archives NStED (§2) and LAEX (§3) and summarizes in §4.

2. NStED

NStED³ is divided into two principal components: the stellar and exoplanet services (§2.1) and the exoplanet transit survey service (ETSS; §2.2).

The stellar and exoplanet services provide access to stellar parameters of bright stars and exoplanet hosting stars, along with exoplanet parameters wherever available. The stellar service includes the following:

- Stellar parameters for ~140,000 bright nearby stars.
- Enable queries for individual stars, or search by stellar/planetary parameters.
- Associated published images, spectra, and time series data.

Complementary to the stellar service is the exoplanet service, which includes the following:

- General data and published parameters for the known exoplanets and host stars, updated weekly.
- Photometric and radial velocity data related to the known exoplanets, including multi-instrument time-series.

The purpose of NStED-ETSS is to make available to the astronomical community full sets of time-series data (i.e., light curves) of planet transit studies and other variability surveys in a homogeneous format, along with tools for data analysis and manipulation. Principal goals of NStED-ETSS include the following:

- Provide access to support data for ground-based and space-based missions.
- Allow the development of different or improved algorithms for transit detection or variability classification on complete existing survey data sets; for instance, to enable the detection of planets previously missed in the original study.
- Extend the time baseline for transit studies by using data sets containing the same stars, leading to increased detection efficiency, results of increased statistical significance, enhanced potential to conduct transit timing studies, etc.
- Enable improved understanding of false positives encountered in transit surveys.
- Provide access to a wealth of other astrophysical results and ancillary science not pursued in the original survey, such as studies of eclipsing binary and other variable stars or variability phenomena, stellar atmospheres (rotation, flares, spots, etc.), asteroseismology and intrinsic stellar variability, as well as serendipitous discoveries such as photometric behaviours of supernovae progenitors, etc.

These two NStED services are described in Sect. 2.1 and 2.2, and a discussion of how NStED will act as the U.S. portal to the CoRoT data is given in Sect. 2.3.

2.1. The NStED Stellar and Exoplanet Services

The NStED stellar and exoplanet content (Ramirez et al. 2009) is composed of published tabular data, derived and calculated quantities, and associated data including images, spectra, and time series. NStED’s core set of ~140,000 stars (out of a total of approximately 500,000 stars) is derived from the Hipparcos (Perryman & ESA 1997), Gliese-Jahreiss (Gliese & Jahreiß 1991), and Washington Double Star (Mason et al. 2001) catalogs. A summary of the stellar parameters and associated data in NStED is shown in Table 1. An example spectrum from the N2K consortium (Fischer et al. 2005) contained in NStED is shown in Figure 1.

NStED currently supports complex multi-faceted queries on astrophysical stellar and exoplanet parameters (Tables 1 and 2). Queries to NStED can be made using constraints on any combination of these parameters. In addition, NStED provides tools to derive specific inferred quantities for the stars in the database, cross-referenced with available extrasolar planetary data for those host stars.

In order to facilitate future exoplanet studies, NStED maintains an up-to-date list of all known exoplanetary systems and associated stellar data by daily monitoring the astronomical literature and making weekly updates to the database. Available data in NStED include high-precision light curves (e. g., the light curve of the transiting planet TrES-2 shown in Figure 2). Predicted observable signatures of exoplanets are calculated to aid users in selection of stars appropriate for planet searching and characterisation. The exoplanet signature predictions include habitable zone sizes, astrometric and radial velocity wobbles, and transit depths. A summary of the exoplanet parameters and associated data within NStED is shown in Table 2. Fig. 3 features a graphic display of the sky distribution of stars and data in NStED.

¹ <http://corot.oamp.fr>

² <http://cdsweb.u-strasbg.fr/>

³ <http://nsted.ipac.caltech.edu>

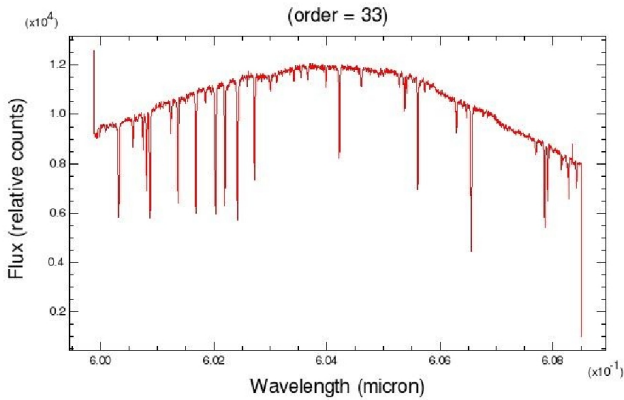
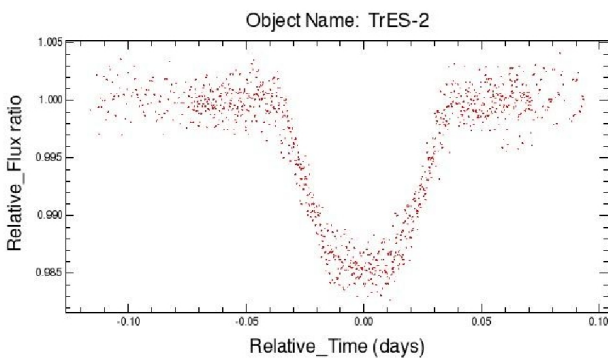
Table 1. Summary of stellar parameters available in NStED.

Published Parameters	Derived Parameters	Associated Data
Position, Distances	Temperature	2MASS Images
Kinematics	Luminosity	N2K Stellar Spectra
Photometry, Colors	Radius	Coronagraphic Images
Spectral Type	Mass	MOST Light Curves
Luminosity Class	LSR Space Motion	Hipparcos Light Curves
Metallicity		Ground-based Light Curves
Rotation		
Activity Indicators		
Variability		
Multiplicity		

Table 2. Summary of exoplanetary parameters available in NStED.

Published Parameters	Predicted Parameters	Associated Data
Number of Planets	Habitable Zone	RV Curves
Planetary Mass	Astrometric Signature	Light Curves
Orbital Parameters	Radial Velocity Signature	High-Contrast Images
Link to entry in http://exoplanet.eu	Transit Depths	

In the near future, NStED will furthermore feature planet transit ephemerides and tools to predict transit observability windows for given telescope locations, courtesy of G. Laughlin's site <http://transitsearch.org>.

**Fig. 1.** Example of data in NStED's stellar services: N2K spectrum of HD 804 (Fischer et al. 2005).**Fig. 2.** Example of time-series data contained in NStED's exoplanet services: light curve of the transiting exoplanet TrES-2 (O'Donovan et al. 2006, Holman et al. 2007).

2.2. The NStED Exoplanet Transit Survey Service

NStED's exoplanet and transit survey service (von Braun et al. 2009) currently contains time-series data

(light curves) of all monitored stars in four variability surveys of the stellar clusters M10, M12, NGC 2301, and NGC 3201 (Howell et al. 2005, Tonry et al. 2005, von Braun & Mateo 2002, von Braun et al. 2002), and two wide-field exoplanet transit surveys (TrES-Lyr1: O'Donovan et al. 2006, and KELT-Praesepe: Pepper et al. 2007, Pepper et al. 2008). Fig. 3 shows the locations of these data sets in an Aitoff projection of the celestial sphere.

Each data set contained in ETSS features a master file and a single file for each light curve. Tools enable the user to visualize the data and perform manipulation and analysis tasks.

The master file provides basic properties of the data set as a whole as well as global parameters about each individual light curve file. Through the NStED infrastructure, one may query the master file to search the data set by parameters such as unique identifiers, celestial coordinates, static photometry parameters (single-epoch magnitudes), variability filter(s), Heliocentric Julian Dates (HJD), number of observational epochs, root-mean-square dispersion about the median magnitude, median absolute deviation, existence (and frequency) of photometric outliers, χ^2 about the median magnitude, cross identification between different magnitudes, etc.

Each light curve file is associated to a unique identifier and features a header summarizing global information about the light curve, as well as the column-delimited photometry data, generally in the format HJD, magnitude, uncertainty. Thus, it is flexible and readable with all computer operating systems and can be translated to other formats such as Virtual Observatory (VO), binary FITS tables, etc.

Fig. 4 shows an example of data visualization found on the NStED-ETSS website, complete with light curve characteristics, data set reference, and links to the associated files and download scripts. The data in this plot are taken from the TrES-Lyr1 data set (O'Donovan et al. 2006). Finally, data sets to be ingested in the near future include XO-1 (McCullough et al. 2006) and WASP0 (Kane et al. 2004).

2.3. NStED and CoRoT

Through its existing infrastructure, NStED is optimally suited to serve as portal to the public CoRoT data (Fig. 3) for the astronomical community in the United States. The corresponding archive for the CoRoT data, a collaboration between NStED and CNES/ESA, is being developed in concert with the CoRoT mission archives at IAS and the archives at LAEX and CDS. Principal goals of this collaboration include establishing a comprehensive archive to serve the CoRoT light curves, provide interconnectivity between CoRoT and NStED's ground-based data, and develop visualization and characterization tools for light curve analysis and manipulation.

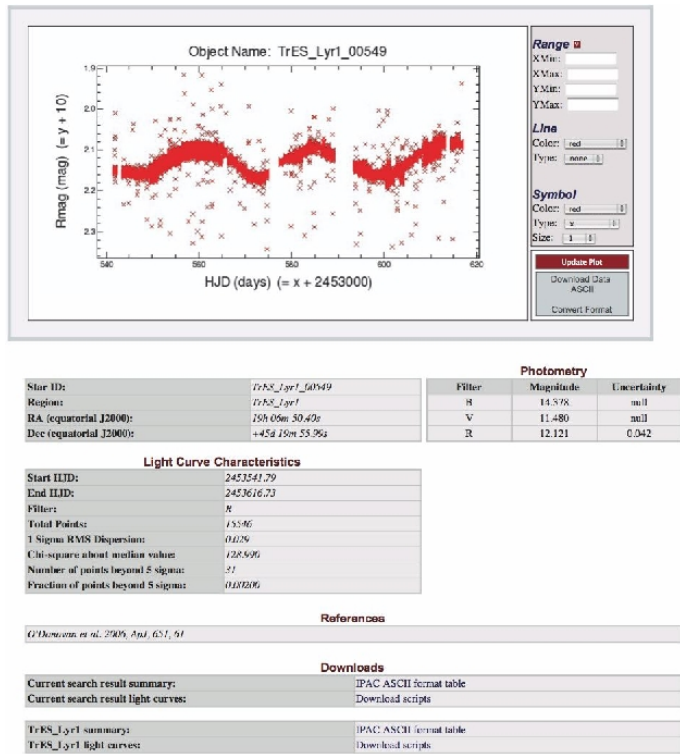


Fig. 4. ETSS Detail Page in NStED: featured are an interactive light curve viewer (mag vs HJD), summary of light curve characteristics, direct links to ascii light curve, cross-identified stars (if applicable), summary table, download scripts, and the data set summary (master file).

The main aspects of the NStED interface to the CoRoT data are the following (see Figures 5 and 6):

- Separate and independent interfaces for the exoplanetary and asteroseismology fields.
- Ability to search by astrophysical or observational parameters, or alternatively by CoRoT ID number.
- Ability to search across multiple CoRoT runs.
- Direct links to individual CoRoT seismology targets and option of accessing any available NStED data for the target.
- Tabular results can be saved for offline analysis.
- Visualization page for individual CoRoT targets (Fig. 6).
- Download scripts to obtain either all light curves in a given CoRoT run, or to obtain only the light curves that fulfill the specified criteria (Fig. 5).

3. The CoRoT Public Archive at LAEX

3.1. Functionalities: Archive search

The CoRoT archive at LAEX⁴ is accessed by means of a web-based fill-in form that permits queries by observing run, observational programme (asteroseismology or exoplanets), type of data (monochromatic or chromatic light curves in the exoplanet channel), CoRoT identification, object name, and coordinates and radius. Searches can be filtered by different criteria like observing date, V magnitude, $(B - V)$ color, effective temperature, spectral type and/or luminosity class. Searches are case-independent, and

⁴ <http://sdc.laeff.inta.es/corotfa/>

Fig. 5. NStED page to query CoRoT exoplanet data. The user may search a specific CoRoT star (by ID number), search by positional or photometry criteria, by observational epochs, by time-series or stellar properties, and across multiple CoRoT runs. Returned are all data that fulfill the combination of the entered criteria. The user may then obtain all thus selected data or look at individual stars, an example of which is shown in Fig. 6. The equivalent page exists for the asteroseismology field.

wildcards (%) are permitted for the CoRoT ID field. The system furthermore incorporates a built-in name resolver allowing queries by any of the names provided by the SIMBAD⁵ database. The output fields may be ordered by coordinates or CoRoT identifier. The output format is in HTML with a pre-defined number of results shown per page (Fig. 7).

⁵ <http://simbad.u-strasbg.fr/simbad/>

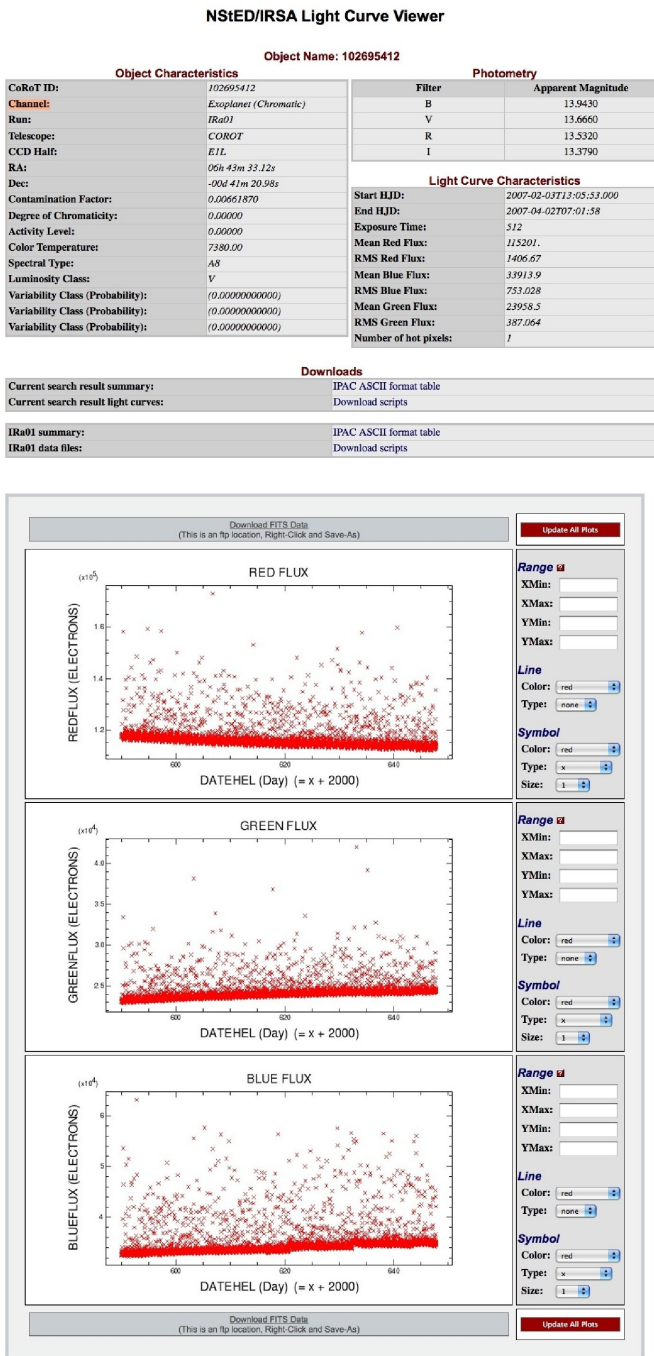


Fig. 6. Example of NStED visualizer page of an individual CoRoT star in the exoplanet field. Header information is given at the top, along with links to download options. The customizable visualizer shows the CoRoT time-series data in the three individual CoRoT colors. A similar page is available for asteroseismology targets.

3.2. Functionalities: Results from search

An example of the result of a query (as described above) is given in Fig. 8. Data of interest can be retrieved as FITS files. In addition, the following options are provided:

- Name resolver: By clicking the object name, a list of equivalent names as provided by SIMBAD is displayed.

- Multidownload: Data in FITS format can be retrieved in groups. For multiple-file retrieval it is possible to include or exclude individual datasets. Multiple-file download generates a file in ZIP format. For asteroseismology data, the system also offers the possibility of downloading each of the FITS binary table extensions (Raw, Hel and Helreg) in ASCII format.

- FITS Header/Data preview: An interactive plot of the light curve as well as a visualization of the associated FITS header is generated by clicking on the corresponding link. The user can select the columns and the FITS extension (for the asteroseismology programme) to be plotted. Zoom views can be generated by dragging the mouse over the light curve and clicking on the “Zoom” button. The data can be visualized in tabular form by clicking the “Show Data” button. Finally, the appearance of the plot is customizable (Fig. 9).

3.3. VO Discovery tool

To constrain or determine the astrophysical nature of a given objects observed by CoRoT it is necessary, in some cases, to complement the light curve information with other sources of data (physical parameters, spectra, information on the stellar environment, etc). Gathering all this information is a very time-consuming task, especially if performed by hand.

All the relevant and necessary information already available in astronomical archives and catalogues, however, and can be efficiently retrieved by taking advantage of the Virtual Observatory project. The International Virtual Observatory Alliance (IVOA⁶) is an international, community-based initiative to provide seamless access to data available from astronomical archives and services, as well as to develop state-of-the-art tools for the efficient analysis of this huge amount of information. The Spanish Virtual Observatory (SVO) became part of IVOA in June 2004. LAEX hosts the largest astronomical data centre managed by a Spanish institution (INTA-CSIC) and it is the core of the Spanish Virtual Observatory.

For this purpose, a discovery tool to obtain complementary astrophysical information on CoRoT targets (catalogues, images and spectra) available from VO services has been developed. After querying the National Virtual Observatory (NVO) and European Space Agency (ESA) registries, the tool makes use of the VO monitoring Service⁷. Information retrieved from the operative services is shown as files in VOTable format (an XML-based format defined for the exchange of tabular data in the context of the Virtual Observatory). These files can be fetched by the user. Images and catalogues can be visualized using Aladin⁸. Finally, the discovery tool allows the possibility of making ad-hoc queries to archives such as the ones of the Very Large Telescope (VLT), or of the Gemini or Subaru Telescopes (Fig. 10).

3.4. The VO Service

Having a VO-compliant archive linked to data mining tools and perfectly integrated in the IVOA structure constitutes an added

⁶ <http://ivoa.net>

⁷ <http://thor.roe.ac.uk/vomon-full/status.xml>

⁸ <http://aladin.u-strasbg.fr/>

value of enormous importance for an astronomical project and the optimum scientific exploitation of their datasets.

The Virtual Observatory is primarily concerned with how data are exposed to the world through standardised requests and responses, rather than how they are internally stored, described or manipulated in the archives. Therefore, data providers must comply with VO access protocols to publish their data and data models (abstract entities defining the metadata associated to a given dataset) to the Virtual Observatory to ensure that the same kind of data are described in the same way.

The CoRoT Public Archive at LAEX was designed following the IVOA standards and requirements. In particular, it implements the SSA (Simple Spectral Access) protocol and its associated data model, a standard defined for retrieving 1-D data. Through the CoRoT VO service, a client searches for available data that match certain client-specified criteria using a HTTP GET request. The response is a table (in VOTable format) describing the available data, including metadata and access references (implemented as URLs) for retrieving them. (Fig. 11)

4. Summary

Archiving constitutes a fundamentally important aspect of any astronomical project that creates data. In this paper we describe two of the CoRoT Public Archives: NStED⁹ and LAEX¹⁰.

The NStED stellar and exoplanet services provide access to data relevant to exoplanet host stars and bright stars from major catalogues. The search query tools and cross-referencing capabilities make NStED a powerful engine for use in connection with exoplanet survey programs. The NStED Exoplanet transit survey service aims to make time-series photometry data available to the astronomical community in a homogeneous format. The principal goal is to increase usefulness of the survey data sets by enabling the extraction of additional scientific results from the data. NStED is continually updated to reflect the latest results in the literature and to provide published data access to the broader astronomical community.

NStED will act as the U.S. Portal to the CoRoT data. Its infrastructure is well matched to both kinds of the CoRoT time-series data products. The interface is currently being developed to optimize searchability within the CoRoT data set, provide tools to visualize, manipulate, and characterize individual light curves, and enable matching of CoRoT data to data contained in NStED's archive.

CoRoT Public Data will also be available from LAEX as part of the Spanish Virtual Observatory¹¹. The concept of a Virtual Observatory is that all the world's astronomical data should appear as if being stored on the astronomer's desktop, analysable with a user selected workbench of tools and made available through a standard interface. Having a VO-compliant archive represents an added value of enormous importance for an astronomical project as it expands the possibilities of interoperability with other astronomical archives and resources. The development of a discovery tool to gather in an easy and efficient way complementary astrophysical information on CoRoT targets available from VO services is a clear example of the benefits of the VO standardisation.

Acknowledgements. We would like to express our gratitude to the organizers of the 2009 CoRoT symposium. The NASA Star and Exoplanet Database is operated by the Jet Propulsion Laboratory, California Institute of Technology, under

contract with the National Aeronautics and Space Administration. NStED wishes to thank the astronomers and research teams who have generously donated their data sets. This research has made use of the Spanish Virtual Observatory supported from the Spanish MEC through grants AyA2008-02156, AyA2005-04286 and from the Madrid Regional Government through PRYCIT S-0505/ESP-0361.

References

- Fischer, D.A., et al. 2005, *ApJ*, 620, 481
 Gliese, W., & Jahreiß, H. 1991, On: The Astronomical Data Center CD-ROM: Selected Astronomical Catalogs, Vol. I; L.E. Brodzmann, S.E. Gesser (eds.), NASA/Astronomical Data Center, Goddard Space Flight Center, Greenbelt, MD
 Howell, S. B., VanOutryve, C., Tonry, J. L., Everett, M. E., & Schneider, R. 2005, *PASP*, 117, 1187
 Holman, M. J., et al. 2007, *ApJ*, 664, 1185
 Kane, S. R., Collier Cameron, A., Horne, K., James, D., Lister, T. A., Pollacco, D. L., Street, R. A., & Tsapras, Y. 2004, *MNRAS*, 353, 689
 Mason, B. D., Wycoff, G. L., Hartkopf, W. I., Douglass, G. G., & Worley, C. E. 2001, *AJ*, 122, 3466
 McCullough, P. R., et al. 2006, *ApJ*, 648, 1228
 O'Donovan, F.T., et al. 2006, *ApJ*, 651, L61
 Perryman, M. A. C., & ESA 1997, ESA Special Publication, 1200
 Pepper, J., Stanek, K. Z., Pogge, R. W., Latham, D. W., DePoy, D. L., Siverd, R., Poindexter, S., & Sivakoff, G. R. 2008, *AJ*, 135, 907
 Pepper, J., et al. 2007, *PASP*, 119, 923
 Ramirez, S., et al. 2009, *IAU Symposium*, 253, 474
 Solano, E., Catala, C., Garrido, R., Poretti, E., Janot-Pacheco, E., Gutiérrez, R., González, R., Mantegazza, L., Neiner, C., Fremat, Y., et al. 2005, *AJ*, 129, 547
 Tonry, J. L., Howell, S. B., Everett, M. E., Rodney, S. A., Willman, M., & VanOutryve, C. 2005, *PASP*, 117, 281
 von Braun, K., & Mateo, M. 2002, *AJ*, 123, 279
 von Braun, K., Mateo, M., Chiboucas, K., Athey, A., & Hurley-Keller, D. 2002, *AJ*, 124, 2067
 von Braun, K., et al. 2009, *IAU Symposium*, 253, 478

⁹ <http://nsted.ipac.caltech.edu>

¹⁰ <http://sdc.laeff.inta.es/corotfa/>

¹¹ <http://svo.laeff.inta.es>

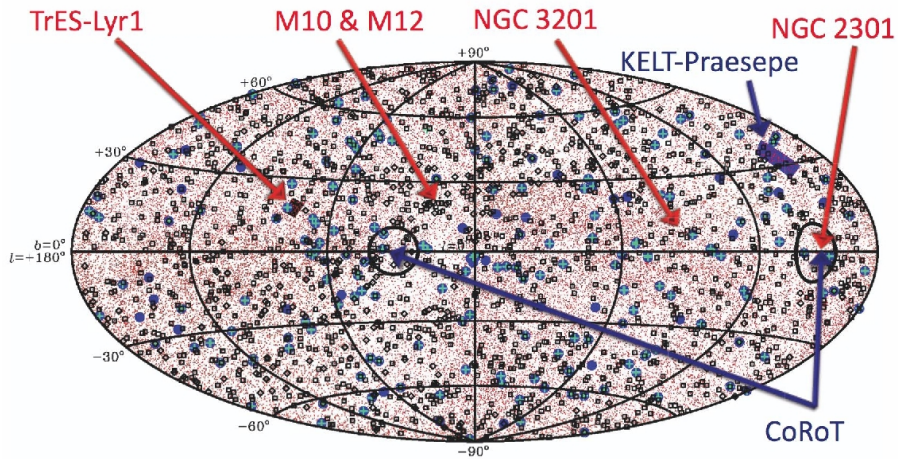


Fig. 3. NStED Contents: Aitoff projection with contents of NStED’s stellar service and the locations of the ETSS survey data sets. Small dots: dwarf stars (for clarity, the giant stars are not plotted); large dots: exoplanet hosting stars; large plus signs: stars with radial velocity curves or photometric lightcurves; open squares/diamonds: stars with images/spectra. The locations of the ETSS data sets are shown by arrow, including the two CoRoT “eyes”.

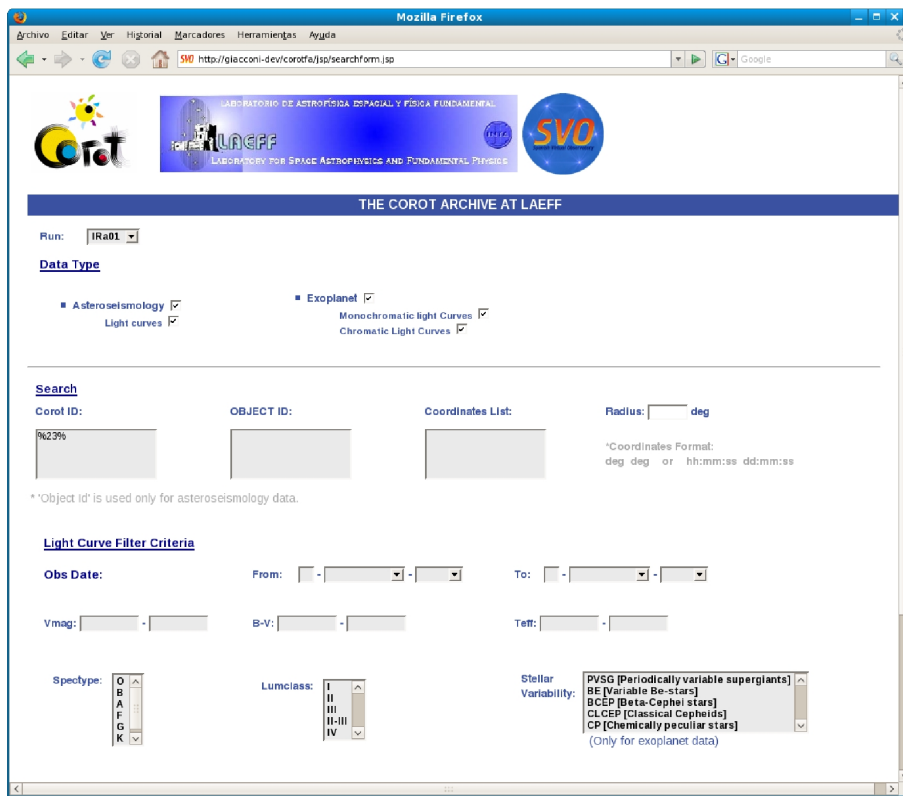


Fig. 7. The CoRoT Public Archive at LAEX. Input query form.

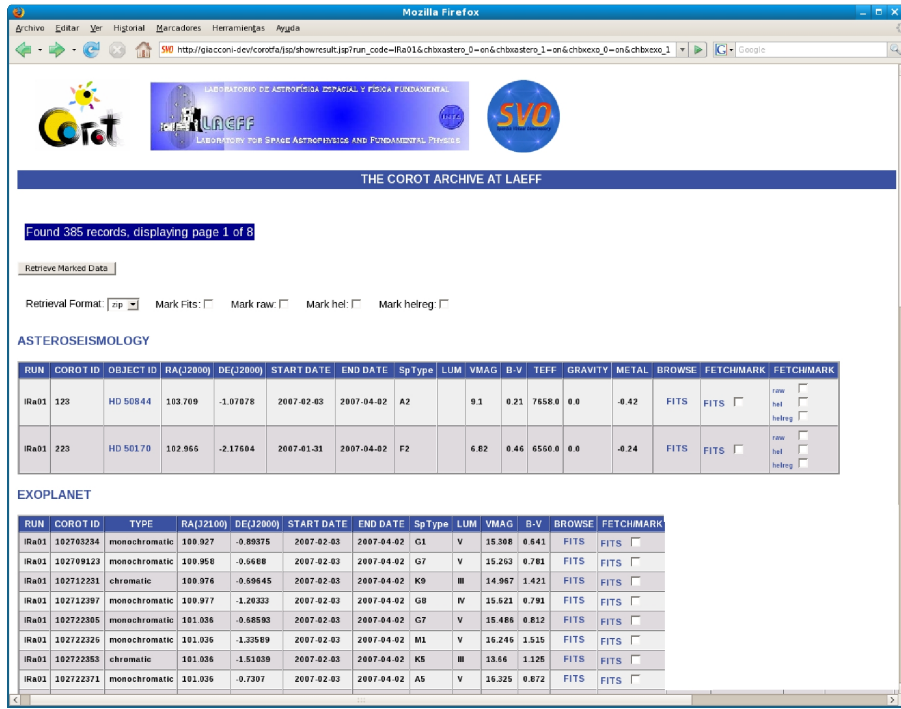


Fig. 8. The CoRoT Public Archive at LAEX. Output of a query.

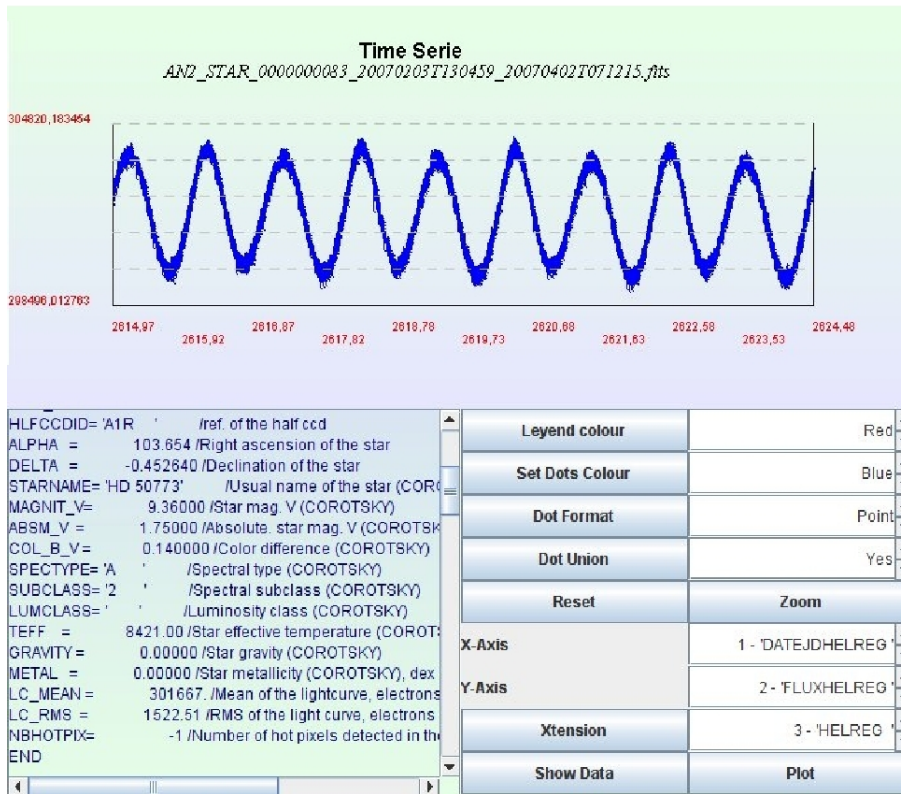


Fig. 9. Light curve and FITS header visualisation.

RA	DE
100.927000	-0.893750

VO Services

Catalogs

Name	URLs
null	http://cassu.asst.cam.ac.uk/cgi-bin/Catalogue/SubmirCono?RA=100.927&DEC=-0.89375&SR=8.3E-4

Images

Name	URLs
IGA	http://irsa.ipac.caltech.edu/data/GA/images/GA_img_p0843g212-02_b3_20.fits
	http://irsa.ipac.caltech.edu/data/GA/images/GA_img_p0843g212-02_b4_1.fits
	http://irsa.ipac.caltech.edu/data/GA/images/GA_img_p0843g213-02_b3_20.fits
	http://irsa.ipac.caltech.edu/data/GA/images/GA_img_p0843g213-02_b4_1.fits
	http://irsa.ipac.caltech.edu/data/GA/images/GA_img_p0843g212-02_b5_1.fits
	http://irsa.ipac.caltech.edu/data/GA/images/GA_img_p0843g213-02_b5_1.fits
MSX	http://irsa.ipac.caltech.edu/data/MSX
	http://irsa.ipac.caltech.edu/data/MSX
	http://irsa.ipac.caltech.edu/data/MSX
	http://irsa.ipac.caltech.edu/data/MSX
	http://irsa.ipac.caltech.edu/data/MSX
	http://irsa.ipac.caltech.edu/data/MSX
NED(images)	http://nedwww.ipac.caltech.edu/img
	http://nedwww.ipac.caltech.edu/img
	http://nedwww.ipac.caltech.edu/img
	http://nedwww.ipac.caltech.edu/img
	http://nedwww.ipac.caltech.edu/img
	http://nedwww.ipac.caltech.edu/img
ISSA	http://irsa.ipac.caltech.edu/data/ISSA
	http://irsa.ipac.caltech.edu/data/ISSA
	http://irsa.ipac.caltech.edu/data/ISSA
	http://irsa.ipac.caltech.edu/data/ISSA
2MASS QL	http://irsa.ipac.caltech.edu/cgi-bin/2MASS/IM/nh-im?type=q&ds=asky&dh=581118&scan=088&name=j0880221.fits
	http://irsa.ipac.caltech.edu/cgi-bin/2MASS/IM/nh-im?type=q&ds=asky&key=1621151&band=K
	http://irsa.ipac.caltech.edu/cgi-bin/2MASS/IM/nh-im?type=q&ds=asky&key=1621152&band=J
	http://irsa.ipac.caltech.edu/cgi-bin/2MASS/IM/nh-im?type=q&ds=asky&key=1621152&band=J
	http://irsa.ipac.caltech.edu/cgi-bin/2MASS/IM/nh-im?type=q&ds=asky&key=1621152&band=J
	http://irsa.ipac.caltech.edu/cgi-bin/2MASS/IM/nh-im?type=q&ds=asky&key=1621152&band=J

Fig. 10. Final list of VO services providing information on the selected target. Images and catalogues can be visualized using Aladin.

```

Mozilla Firefox
Archivo  Editor  Ver  Historial  Marcadores  Herramientas  Ayuda
http://sdl.leaff.inta.es/corot/fa/jsp/ssap.jsp?PO5=100.927,-0.89375&size=0.0013

- <VOTABLE version="1.1" xsi="http://www.ivoa.net/xml/VOTable/v1.1">
  xmlns:ssa="http://www.ivoa.net/xml/DalSsap/v1.0" xsi:schemaLocation="http://www.ivoa.net/xml/VOTable/v1.1 http://www.ivoa.net/xml/VOTable/v1.1"
  xmlns:sd="http://www.ivoa.net/xml/SpectralDataModel/v1.0
- <RESOURCE type="results">
- <DESCRIPTION>
  COROT Public Archive Simple Spectral Access Protocol (SSAP) Service
</DESCRIPTION>
- <INFO name="QUERY_STATUS" value="OK"/>
- <TABLE name="The Corot Archive at Laeff">
- <DESCRIPTION>
  Result showed in VOTable format
</DESCRIPTION>
- <FIELD name="Run" utype="ssa:DataID.Collection" datatype="char">
- <DESCRIPTION>
  Code of run during which the target was observed
</DESCRIPTION>
</FIELD>
- <FIELD name="Corot Id" utype="ssa:Target Name" ucd="meta:id" datatype="int">
- <DESCRIPTION>
  Id of the Corot target.
</DESCRIPTION>
</FIELD>
- <FIELD name="RA (J2000)" utype="ssa:Target pos" ucd="pos:eq" datatype="char">
- <DESCRIPTION>
  Right ascension of the star (Equinox 2000 TBC).
</DESCRIPTION>
</FIELD>
- <FIELD name="DE (J2000)" utype="ssa:Target pos" ucd="pos:eq" datatype="char">
- <DESCRIPTION>
  Declination of the star (Equinox 2000 TBC).
</DESCRIPTION>
</FIELD>
- <FIELD name="START DATE" utype="ssa:Char TimeAxis Coverage Bounds.Start" ucd="time:start" datatype="date">

```

Fig. 11. Response of the CoRoT VO service to a SSAP query. The output is in VOTable format.