

Quantum criticality and nodal superconductivity in the FeAs-based superconductor KFe_2As_2

J. K. Dong,¹ S. Y. Zhou,¹ T. Y. Guan,¹ H. Zhang,¹ Y. F. Dai,¹ X. Qiu,¹ X. F. Wang,² Y. He,² X. H. Chen,² S. Y. Li^{1,*}

¹*Department of Physics, Surface Physics Laboratory (National Key Laboratory), and Laboratory of Advanced Materials, Fudan University, Shanghai 200433, China*

²*Hefei National Laboratory for Physical Science at Microscale and Department of Physics, University of Science and Technology of China, Hefei, Anhui 230026, China*

(Dated: October 29, 2018)

The in-plane resistivity ρ and thermal conductivity κ of FeAs-based superconductor KFe_2As_2 single crystal were measured down to 50 mK. We observe non-Fermi-liquid behavior $\rho(T) \sim T^{1.5}$ at $H_{c2} = 5$ T, and the development of a Fermi liquid state with $\rho(T) \sim T^2$ when further increasing field. This suggests a field-induced quantum critical point, occurring at the superconducting upper critical field H_{c2} . In zero field there is a large residual linear term κ_0/T , and the field dependence of κ_0/T mimics that in d -wave cuprate superconductors. This indicates that the superconducting gaps in KFe_2As_2 have nodes, likely d -wave symmetry. Such a nodal superconductivity is attributed to the antiferromagnetic spin fluctuations near the quantum critical point.

PACS numbers: 74.70.Xa, 74.25.fc, 74.40.Kb, 74.20.Rp

When superconductivity emerges with the suppression of magnetism, for example in heavy-fermion and high-temperature cuprate superconductors, the spin fluctuations associated with a magnetic quantum critical point is usually considered as the pairing glue. This is also the case for the recently discovered FeAs-based high-temperature superconductors [1–4]. The parent compounds of the FeAs-based superconductors, for example LaFeAsO and BaFe_2As_2 , are not superconducting and manifest antiferromagnetic (AF) order [5, 6]. With electron or hole doping, the AF order is suppressed and superconductivity emerges [1–4].

Spin fluctuations usually result in superconducting gaps with nodes, but it can also give nodeless superconducting gaps through interband interaction, termed s_{\pm} -wave [7, 8]. In the s_{\pm} -wave pairing theory for FeAs-based superconductors [7], the interband interaction happens between the hole pockets at Γ point and the electron pockets at M point, via the antiferromagnetic spin fluctuations (AFSF) with wave vector $Q_{AF} = (\pi, \pi)$. This gives full superconducting gaps on both electron and hole pockets, but with the opposite signs of the order parameters between the two [7]. While there are accumulating experimental and theoretical works in favor of nodeless gaps, conclusive phase-sensitive experiments are needed to confirm the s_{\pm} -wave pairing in FeAs-based superconductors [9]. Moreover, in LaFePO and $\text{BaFe}_2(\text{As}_{1-x}\text{P}_x)_2$, two compounds containing phosphorus, there are evidences for nodal superconductivity [10–13]. Therefore, the pairing symmetry and superconducting mechanism in iron pnictides are still far from consensus.

Recently, the ARPES experiments on the extremely hole-doped KFe_2As_2 ($T_c = 3$ K) showed that the electron pockets at M point completely disappear due to the hole doping [14]. This result immediately raises a very important question: what is the superconducting

state in heavily overdoped FeAs-based superconductors where the interband interaction is suppressed? While ARPES experiment was unable to study the superconducting gap structure in KFe_2As_2 due to its low T_c , the low-temperature thermal conductivity technique is particularly useful for studying exotic superconductors with low T_c [15].

In this Letter, we report the demonstration of a clear field-induced antiferromagnetic quantum critical point and nodal superconductivity in KFe_2As_2 by resistivity and thermal conductivity measurements. Our findings not only confirm the spin-fluctuation-mediated pairing mechanism, but also clarify the pairing symmetry when interband interaction is suppressed in heavily overdoped regime, thus complete our understanding of the superconducting state in the FeAs-based superconductors.

Single crystals of KFe_2As_2 were grown by self-flux method [16]. The dc magnetic susceptibility was measured by a SQUID (Quantum Design). The sample was cleaved to a rectangular shape of dimensions 1.5×1.0 mm² in the ab -plane, with 40 μm thickness along the c -axis. Contacts were made directly on the sample surfaces with silver paint, which were used for both resistivity and thermal conductivity measurements. To avoid degradation, the sample was exposure in air less than 2 hours. The contacts are metallic with typical resistance 100 m Ω at 1.5 K. In-plane thermal conductivity was measured in a dilution refrigerator, using a standard four-wire steady-state method with two RuO_2 chip thermometers, calibrated *in situ* against a reference RuO_2 thermometer. Magnetic fields were applied along the c -axis and perpendicular to the heat current. To ensure a homogeneous field distribution in the sample, all fields were applied at temperature above T_c .

Fig. 1 shows the in-plane resistivity of our KFe_2As_2 single crystal. The residual resistivity ratio (RRR) $\rho(297$

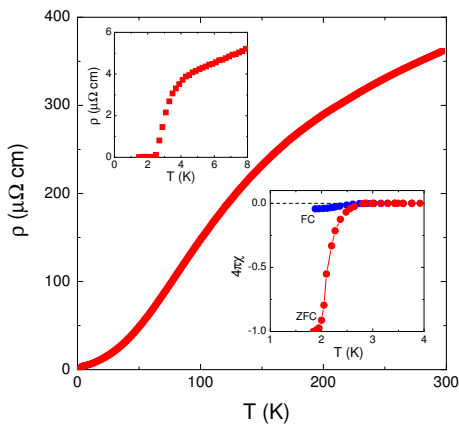


FIG. 1: (Color online). In-plane resistivity of KFe_2As_2 single crystal. The residual resistivity ratio is $\rho(297 \text{ K})/\rho(5 \text{ K}) = 86$. Upper inset: the resistive transition at low temperature. Lower inset: the dc magnetic susceptibility at $H = 10$ Oe, with both zero field cooled (ZFC) and field cooled (FC) measuring conditions.

$\text{K})/\rho(5 \text{ K}) = 86$, which is very close to that reported previously, $\text{RRR} = 87$ [17]. The upper and lower insets of Fig. 1 show the resistive and magnetic superconducting transitions at low temperature. The middle point of the resistivity transition is at $T_c = 3.0 \text{ K}$.

In Fig. 2a, the resistivity in $H = 0$ and 2 T are plotted as ρ vs $T^{1.5}$. It is found that ρ obeys $T^{1.5}$ dependence nicely above T_c , up to about 20 K. Previously, Terashima *et al.* claimed that ρ exhibits a T^2 dependence below $\sim 45 \text{ K}$ [17]. However, we note that their T^2 fitting does not look good at low temperature. To elucidate how low the $T^{1.5}$ -dependent $\rho(T)$ can go, we measure the resistivity down to 50 mK in a dilution refrigerator and in higher magnetic fields. Fig. 2b plots ρ vs $T^{1.5}$ for $H = 4, 5, 6, 8, 11,$ and 14.5 T . The downward deviation of ρ from $T^{1.5}$ dependence below 1.6 K in $H = 4 \text{ T}$ is attributed to the onset of superconductivity. In $H = 5 \text{ T}$, we find a perfect $T^{1.5}$ -dependent resistivity down to 50 mK. In $H > 5 \text{ T}$, there is an upward deviation of ρ from the $T^{1.5}$ dependence at low temperature. The data of $H = 5, 6, 8, 11,$ and 14.5 T were re-plotted as ρ vs T^2 in Fig. 2c. It is clearly seen that a Fermi liquid behavior of resistivity, $\rho \sim T^2$, develops with increasing field.

Based on our experimental determined ranges of T^2 behavior at low temperatures, we have constructed a phase diagram of the $T - H$ plane (Fig. 3). The inset of Fig. 3 plots the field dependence of the coefficient A of the T^2 term, which tends to diverge towards $H_{c2} = 5 \text{ T}$. Such a phase diagram of KFe_2As_2 is strikingly similar to that of the heavy-fermion superconductor CeCoIn_5 with $T_c = 2.3 \text{ K}$, in which a field-induced AF quantum critical point (QCP) is located at H_{c2} [18–20].

Near an AF QCP, the scattering of electrons by AFSF usually leads to non-Fermi-liquid behavior of resistivity, $\rho \sim T^{1.5}$ in 3D system and $\rho \sim T$ in 2D system [21]. The

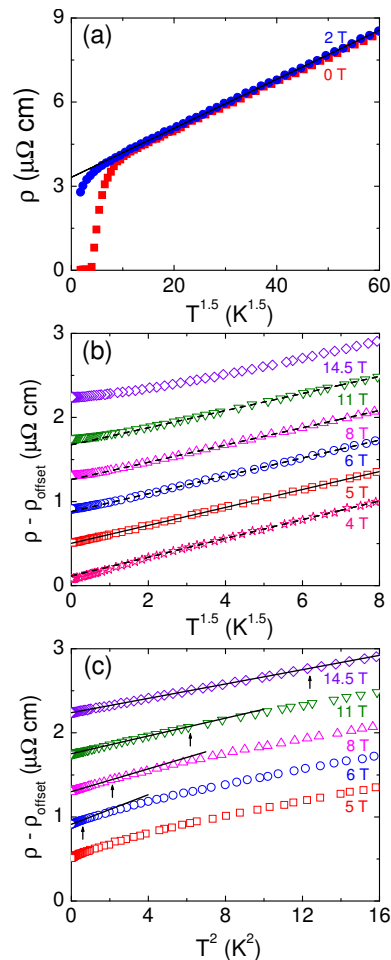


FIG. 2: (Color online). (a) Low-temperature resistivity of KFe_2As_2 single crystal in $H = 0$ and 2 T plotted as ρ vs $T^{1.5}$. The solid line is a fit of the $H = 2 \text{ T}$ data between 4 and 16 K to $\rho = \rho_0 + AT^{1.5}$, which gives residual resistivity $\rho_0 = 3.32 \mu\Omega \text{ cm}$. (b) ρ vs $T^{1.5}$ for $H = 4, 5, 6, 8, 11,$ and 14.5 T (data sets are offset for clarity). The solid line is a fit of the $H = 5 \text{ T}$ data between 50 mK and 4 K. The dash lines are guides to the eye for the deviation from the $T^{1.5}$ dependence. (c) ρ vs T^2 for $H = 5, 6, 8, 11,$ and 14.5 T (data sets are offset for clarity). The solid lines are fits to $\rho = \rho_0 + AT^2$. The arrows indicate the upper limit of the temperature range of T^2 behavior.

observation of $\rho \sim T^{1.5}$ at H_{c2} in quasi-2D CeCoIn_5 is explained by the similar character of the magnetic fluctuations in the CeIn_3 planes of CeCoIn_5 and in bulk 3D CeIn_3 itself [20]. As for KFe_2As_2 in this study, the $T^{1.5}$ dependence of ρ at H_{c2} indicates that the magnetic fluctuations in KFe_2As_2 also have some 3D character, which may need further investigation.

The similarity between the $T - H$ phase diagrams of KFe_2As_2 and CeCoIn_5 suggests that there is also a field-induced AF QCP at H_{c2} in KFe_2As_2 . To our knowledge, this is the first time to demonstrate an AF QCP in FeAs-based superconductors down to low temperature.

A field-induced AF QCP at H_{c2} is very unusual, since

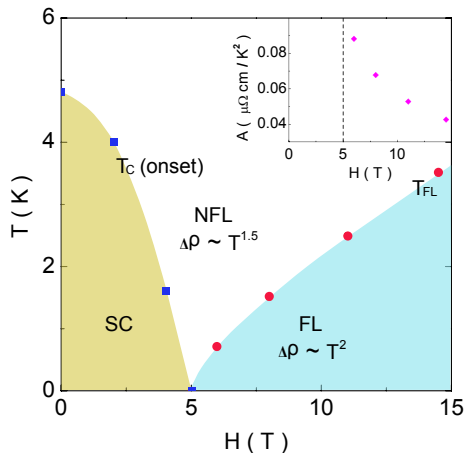


FIG. 3: (Color online). The $T-H$ phase diagram determined from the resistivity measurements. The $T_c(\text{onset})$ is defined at the temperature where ρ deviates downwards from the $T^{1.5}$ dependence. The T_{FL} is defined as the upper limit of the temperature range of T^2 dependence Fermi liquid behavior. This shows a clear field-induced quantum critical point located at $H_{c2} = 5$ T. The inset shows the field dependence of the coefficient A of $\rho = \rho_0 + AT^2$, which tends to diverge towards $H_{c2} = 5$ T.

it indicates that the superconducting and magnetic orders are tightly coupled [22]. This may be easy to understand in CeCoIn_5 , since there is a closely related compound CeRhIn_5 which is an ambient pressure antiferromagnet with the Néel temperature $T_N = 3.8$ K. For KFe_2As_2 , this is highly unexpected, in the sense that KFe_2As_2 is far away from the AF parent compound BaFe_2As_2 in $\text{Ba}_{1-x}\text{K}_x\text{Fe}_2\text{As}_2$ system. However, our finding is strongly supported by recent nuclear magnetic resonance (NMR) experiments on KFe_2As_2 single crystal, which did claim the existence of strong AFSF [23].

Having demonstrated the field-induced AF QCP in KFe_2As_2 , we continue to investigate its superconducting gap structure. Fig. 4a shows the temperature dependence of the in-plane thermal conductivity for KFe_2As_2 in $H = 0, 0.1, 0.3, 0.5, 0.8, 1.25,$ and 2 T magnetic fields, plotted as κ/T vs T . All the curves are roughly linear, as previously observed in $\text{BaFe}_{1.9}\text{Ni}_{0.1}\text{As}_2$ and overdoped $\text{BaFe}_{2-x}\text{Co}_x\text{As}_2$ single crystals [24–26]. Therefore we fit the data to $\kappa/T = a + bT^{\alpha-1}$ with α fixed to 2. The two terms aT and bT^{α} represent contributions from electrons and phonons, respectively. Here we only focus on the electronic term.

In zero field, the fitting gives a residual linear term $\kappa_0/T = 2.27 \pm 0.02$ mW $\text{K}^{-2} \text{cm}^{-1}$. Such a large κ_0/T in KFe_2As_2 is really very surprising, since previous thermal conductivity studies of FeAs-based superconductors (without phosphorus), including $\text{Ba}_{0.75}\text{K}_{0.25}\text{Fe}_2\text{As}_2$, have given negligible κ_0/T in $H = 0$ [24–27]. From Fig. 4a, a very small field $H = 0.1$ T has significantly increased the κ/T . Above $H = 0.8$ T, κ/T tends to saturate. In $H =$

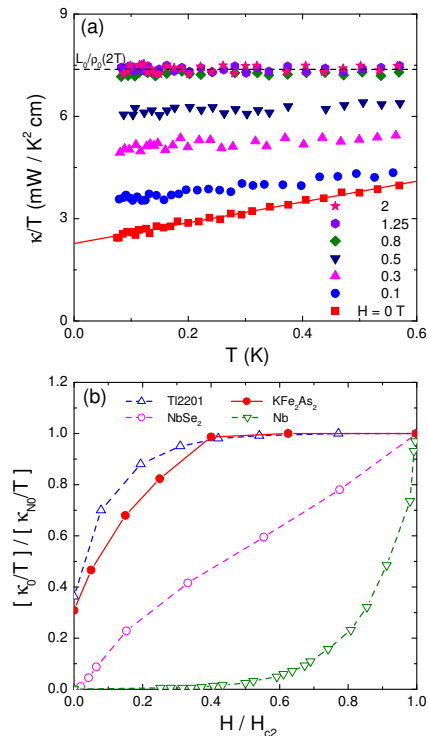


FIG. 4: (Color online). (a) Low-temperature in-plane thermal conductivity of KFe_2As_2 in magnetic fields applied along the c -axis ($H = 0, 0.1, 0.3, 0.5, 0.8, 1.25$ and 2 T). The solid line is $\kappa/T = a + bT$ fit to the $H = 0$ T data. The dash line is the normal state Wiedemann-Franz law expectation $L_0/\rho_0(2T)$, with L_0 the Lorenz number $2.45 \times 10^{-8} \text{ W}\Omega\text{K}^{-2}$ and $\rho_0(2T) = 3.32 \mu\Omega \text{ cm}$. (b) Normalized residual linear term $\kappa_0(T)$ of KFe_2As_2 as a function of H/H_{c2} . Similar data of the clean s -wave superconductor Nb [28], the multi-band s -wave superconductor NbSe₂ [29], and an overdoped sample of the d -wave superconductor Tl-2201 [30] are also shown for comparison. The behavior of $\kappa_0(H)/T$ in KFe_2As_2 clearly mimics that in Tl-2201.

1.25 and 2 T, $\kappa_0/T = 7.39 \pm 0.03$ and 7.36 ± 0.04 mW $\text{K}^{-2} \text{cm}^{-1}$ were obtained from the fittings, respectively. Both values meet the expected normal state Wiedemann-Franz law expectation $L_0/\rho_0(2T) = 7.38$ mW $\text{K}^{-2} \text{cm}^{-1}$, within experimental error bar. We take $H = 2$ T as the bulk H_{c2} of KFe_2As_2 , despite that the resistive transition is not completely suppressed until $H_{c2}(\text{onset}) = 5$ T. To choose a slightly different bulk H_{c2} does not affect our discussions below.

In Fig. 4b, the normalized κ_0/T of KFe_2As_2 is plotted as a function of H/H_{c2} , together with the clean s -wave superconductor Nb [28], the multi-band s -wave superconductor NbSe₂ [29], and an overdoped sample of the d -wave superconductor Tl-2201 [30]. For KFe_2As_2 , the large κ_0/T in $H = 0$ and the rapid increase of κ_0/T at low field mimic the behavior of Tl-2201, and provide clear evidences for unconventional superconducting gap with nodes [15]. We note that recent ^{75}As nuclear quadrupole resonance (NQR) and specific heat measure-

ments on KFe_2As_2 polycrystals also suggested multiple nodal gaps [31].

The nodal gap in extremely hole-doped KFe_2As_2 is distinctly different from the nodeless gaps in FeAs-based superconductors at other doping [24–27, 32, 33]. In optimally hole-doped $\text{Ba}_{0.6}\text{K}_{0.4}\text{Fe}_2\text{As}_2$ and electron-doped $\text{BaFe}_{1.85}\text{Co}_{0.15}\text{As}_2$, the observations of nearly nested Fermi-surface pockets and nodeless gaps suggest that the interband interaction may play a crucial role in superconducting pairing [32, 33], thus support the s_{\pm} -wave pairing mechanism in FeAs-based superconductors [7]. However, in KFe_2As_2 , the electron pockets at M point completely disappear due to hole doping [14]. Although four new small hole (ϵ) pockets are found around M point, the interband interaction is nevertheless suppressed, therefore the s_{\pm} -wave pairing mechanism does not work in KFe_2As_2 [14]. Having known that there exist strong AFSF near the AF QCP, one can be sure that the nodal superconductivity in KFe_2As_2 results from intraband pairing via AFSF. Usually, the pairing mediated by AFSF has d -wave symmetry, as in CeCoIn_5 [34]. Because of the great similarity between the $T - H$ phase diagrams of KFe_2As_2 and CeCoIn_5 , and the similar behavior of $\kappa_0(H)/T$ between KFe_2As_2 and Tl-2201, the nodal gap in KFe_2As_2 is very likely also d -wave.

We note that there is an electron-hole asymmetry in the phase diagram of FeAs-based superconductors at the heavily overdoped regime. For the heavily electron-doped $\text{BaFe}_{1.7}\text{Co}_{0.3}\text{As}_2$, the hole pocket at Γ point completely disappears [35], and the interband interaction is also suppressed. But it turns out that $\text{BaFe}_{1.7}\text{Co}_{0.3}\text{As}_2$ is not superconducting [35]. This electron-hole asymmetry may be explained by the different strength of AFSF on electron- and hole-doped sides measured by NMR [23, 36]. In $\text{BaFe}_{2-x}\text{Co}_x\text{As}_2$, the spin fluctuations are completely suppressed at $x > 0.3$ [36], while strong AF spin fluctuations were found in KFe_2As_2 [23].

Finally, it is worth to point out that the possible nodal superconductivity in LaFePO and $\text{BaFe}_2(\text{As}_{1-x}\text{P}_x)_2$ [10–13] may be different from that in KFe_2As_2 . The main reason is that the isovalent substitution of P for As only slightly modifies the Fermi surface [12], therefore the Fermi-surface nesting and interband interaction still exist in these two compounds. To get nodal superconductivity in LaFePO and $\text{BaFe}_2(\text{As}_{1-x}\text{P}_x)_2$, one needs to consider the competition between s_{\pm} -wave and d -wave superconducting states even more carefully.

In summary, we have measured the resistivity and thermal conductivity of extremely hole-doped KFe_2As_2 single crystal down to 50 mK. A field-induced AF QCP is demonstrated by the observation of $\rho \sim T^{1.5}$ at $H_{c2} = 5$ T, and the development of $\rho \sim T^2$ Fermi liquid behavior at $H > 5$ T. Furthermore, the large κ_0/T at zero field and a rapid increase of $\kappa_0(H)/T$ at low field give strong

evidences for nodal superconductivity in KFe_2As_2 . Such a nodal superconductivity, very likely d -wave, naturally results from the intraband pairing via AFSF near the AF QCP. Our results are consistent with the suppression of interband interaction in KFe_2As_2 , as revealed by ARPES experiments.

We thank Y. Chen, D. L. Feng, and Y. Y. Wang for discussions. This work is supported by the Natural Science Foundation of China, the Ministry of Science and Technology of China (National Basic Research Program No:2009CB929203), Program for New Century Excellent Talents in University, and STCSM of China (No:08dj1400200 and 08PJ1402100).

* E-mail: shiyan_li@fudan.edu.cn

-
- [1] Y. Kamihara *et al.*, J. Am. Chem. Soc. **130**, 3296 (2008).
 - [2] X. H. Chen *et al.*, Nature **453**, 761-762 (2008).
 - [3] M. Rotter, M. Tegel and D. Johrendt, Phys. Rev. Lett. **101**, 107006 (2008).
 - [4] R. H. Liu *et al.*, Phys. Rev. Lett. **101**, 087001 (2008).
 - [5] C. de la Cruz *et al.*, Nature **453**, 899-902 (2008).
 - [6] Q. Huang *et al.*, Phys. Rev. Lett. **101**, 257003 (2008).
 - [7] I. I. Mazin *et al.*, Phys. Rev. Lett. **101**, 057003 (2008).
 - [8] K. Kuroki *et al.*, Phys. Rev. Lett. **101**, 087004 (2008).
 - [9] I. I. Mazin and J. Schmalian, Physica C **469**, 614 (2009).
 - [10] J. D. Fletcher *et al.*, Phys. Rev. Lett. **102**, 147001 (2009).
 - [11] C. W. Hicks *et al.*, Phys. Rev. Lett. **103**, 127003 (2009).
 - [12] K. Hashimoto *et al.*, arXiv:0907.4399.
 - [13] Y. Nakai *et al.*, Phys. Rev. B **81**, 020503(R) (2010).
 - [14] T. Sato *et al.*, Phys. Rev. Lett. **103**, 047002 (2009).
 - [15] H. Shakeripour *et al.*, New J. Phys. **11**, 055065 (2009).
 - [16] X. F. Wang *et al.*, Phys. Rev. Lett. **102**, 117005 (2009).
 - [17] T. Terashima *et al.*, J. Phys. Soc. Jpn. **78**, 063702 (2009).
 - [18] J. Paglione *et al.*, Phys. Rev. Lett. **91**, 246405 (2003).
 - [19] A. Bianchi *et al.*, Phys. Rev. Lett. **91**, 257001 (2003).
 - [20] J. Paglione *et al.*, Phys. Rev. Lett. **97**, 106606 (2006).
 - [21] G. R. Stewart, Rev. Mod. Phys. **73**, 797 (2001).
 - [22] M. Kenzelmann *et al.*, Science **321**, 1652-1654 (2008).
 - [23] S. W. Zhang *et al.*, Phys. Rev. B **81**, 012503 (2010).
 - [24] L. Ding *et al.*, New J. Phys. **11**, 093018 (2009).
 - [25] M. A. Tanatar *et al.*, arXiv:0907.1276.
 - [26] J. K. Dong *et al.*, arXiv:0908.2209.
 - [27] X. G. Luo *et al.*, Phys. Rev. B **80**, 140503(R) (2009).
 - [28] J. Lowell and J. Sousa, J. Low. Temp. Phys. **3**, 65 (1970).
 - [29] E. Boaknin *et al.*, Phys. Rev. Lett. **90**, 117003 (2003).
 - [30] C. Proust *et al.*, Phys. Rev. Lett. **89**, 147003 (2002).
 - [31] H. Fukazawa *et al.*, J. Phys. Soc. Jpn. **78**, 083712 (2009).
 - [32] P. Richard *et al.*, Phys. Rev. Lett. **102**, 047003 (2009).
 - [33] K. Terashima *et al.*, Proc. Natl. Acad. Sci. **106**, 7330 (2009).
 - [34] A. Vorontsov and I. Vekhter, Phys. Rev. Lett. **96**, 237001 (2006).
 - [35] Y. Sekiba *et al.*, New J. Phys. **11**, 025020 (2009).
 - [36] F. L. Ning *et al.*, Phys. Rev. Lett. **104**, 037001 (2010).