

CONSTRUCTION AND EVALUATION OF CLASSIFIERS FOR FORENSIC DOCUMENT ANALYSIS¹

BY CHRISTOPHER P. SAUNDERS², LINDA J. DAVIS³, ANDREA C.
LAMAS³, JOHN J. MILLER³ AND DONALD T. GANTZ³

George Mason University

In this study we illustrate a statistical approach to questioned document examination. Specifically, we consider the construction of three classifiers that predict the writer of a sample document based on categorical data. To evaluate these classifiers, we use a data set with a large number of writers and a small number of writing samples per writer. Since the resulting classifiers were found to have near perfect accuracy using leave-one-out cross-validation, we propose a novel Bayesian-based cross-validation method for evaluating the classifiers.

1. Introduction. A common goal of forensic handwriting examination is the determination, by a forensic document examiner, of which individual is the actual writer of a given document. Recently, there has been a growing interest in the development of forensic handwriting biometric systems that can assist with this determination process. Forensic handwriting biometric systems tend to focus on two main tasks. The first task, known as writer verification, is the determination of whether or not two documents were written by a single writer. The second task, commonly referred to as handwriting biometric identification, is the selection from a set of known writers of a short list of potential writers for a given document. (Another example of a biometric identification problem in forensics is searching fingerprint databases to find a match for a latent fingerprint.)

Received May 2008; revised June 2010.

¹Supported in part under a contract award from the Counterterrorism and Forensic Science Research Unit of the Federal Bureau of Investigation's Laboratory Division. Names of commercial manufacturers are provided for information only and inclusion does not imply endorsement by the FBI. Points of view in this document are those of the authors and do not necessarily represent the official position of the FBI or the US Government.

²Supported by IC Post Doctoral Research Fellowship, NGIA HM1582-06-1-2016.

³Supported by Gannon Technologies Group.

Key words and phrases. Classification, handwriting identification, cross-validation, Bayesian statistics.

<p>This is an electronic reprint of the original article published by the Institute of Mathematical Statistics in <i>The Annals of Applied Statistics</i>, 2011, Vol. 5, No. 1, 381–399. This reprint differs from the original in pagination and typographic detail.</p>

In this paper we focus on closed-set biometric identification, which assumes that the writer of a document of unknown writership is one of W known writers with handwriting styles that have been modeled by the biometric system. It is important to note that the fundamental forensic writer identification problem, which is to verify that a document of questioned writership came from a “suspect” to the exclusion of all other possible writers, is not addressed in this paper. The “exclusion of all other possible writers” requires an assumption that the suspect writer has a unique handwriting profile and, further, that the handwriting quantification contains enough information to uniquely associate the writing sample of unknown writership with the suspect’s writing profile. These issues are addressed in handwriting individuality studies. [See Srihari et al. (2002) and related discussion papers in the *Journal of Forensic Sciences*.] Ongoing research by Saunders et al. (2008) explores some of the issues associated with studying handwriting individuality using computational biometric systems.

At a basic level, closed-set biometric identification is similar to a traditional multi-group statistical discriminate analysis problem. In this paper, we implement three different discriminant functions (or classification procedures) for categorical data resulting from the quantification of a handwritten document. We determine the accuracy of these three classification procedures with respect to a database of 100 writers provided by the FBI. Each of the three classification procedures is shown to identify with close to 100% accuracy the writer of a short handwritten note.

The quantification technology used in this study is a derivative of the handwriting biometric identification system developed and implemented by the Gannon Technologies Group and the George Mason University Document Forensics Laboratory. Components of the system are described as needed. For a document of unknown writership, the system returns a short list of potential writers from a set of known writers. This functionality is the common goal of most forensic biometric systems [Dessimoz and Champod (2008)]. A forensic document examiner can pursue a final determination of whether someone on the short list is the actual writer of the document of unknown writership. Throughout this paper we restrict the short list to contain one potential writer.

In Section 2 we provide a brief overview of statistical methods for handwriting identification. In Section 3 we describe the nature of the categorical data that arises from the processing of a handwriting sample. In Section 4 we describe three proposed classifiers and their construction. In Section 5 we summarize a traditional leave-one-out cross-validation (LOOCV) used to evaluate the classifiers on their ability to correctly predict writership of an unknown document. All three classifiers have near perfect classification rates using a LOOCV scheme. In Section 6 we implement a LOOCV with a predictive distribution to generate new pseudo-random writing samples based on

the left-out document for which writership is to be predicted. The pseudo-simulation allows us to compare our classifiers and estimate the accuracy of the classifiers as a function of the size of the document of unknown writership. In Section 7 we summarize our results from the two cross-validation studies and discuss ongoing and future research.

2. Review of handwriting identification. As illustrated by the case of the Howland Will in 1868, the statistical interpretation of handwriting evidence has a long history in the American legal system. [See Meier and Zabell (1980) for an overview.] However, Dessimoz and Champod (2008) report that handwriting analysis as practiced by forensic experts is considered to be subjective, opening the field to criticism. They state that the study of computationally-based methods “is important both to provide tools to assist the evaluation of forensic evidence but also to bring investigative possibilities based on handwriting” [Dessimoz and Champod (2008)]. The recent National Research Council report on the needs of the forensic sciences has pointed out that computer-based studies of handwriting “suggest that there may be a scientific basis for handwriting comparison, at least in the absence of intentional obfuscation or forgery” [National Research Council Committee on Identifying the Needs of the Forensic Sciences Community (2009)].

The discussion of forensic handwriting identification, including computationally-based methods, has been vigorous. The paper of Srihari et al. (2002) and related discussion papers give the interested reader insight into this discussion. Of the problems in computationally-based handwriting analysis, closed-set identification procedures have been the most commonly studied. Bensefia, Paquet and Heutte (2005) and Bulacu (2007) both provide comprehensive up-to-date literature reviews on this research area.

According to Bensefia, Paquet and Heutte (2005), handwriting identification is usually approached from the paradigm of statistical pattern recognition or discriminant analysis. The most common approach to writer identification is the building of a nearest-neighbor classifier based on an appropriate metric for the features considered. [See, for example, Srihari et al. (2002), Bulacu and Schomaker (2005), Bulacu and Schomaker (2006), Schomaker, Franke and Bulacu (2007) and Said, Baker and Tan (1998).] Using a nearest-neighbor classifier, a document of unknown writership is classified as having been written by the writer with the most similar writing sample in the database.

When studying larger data sets of writers, computational restrictions may require application of two different classifiers together. This approach involves building a fast, but not necessarily accurate, identification procedure to generate a smaller subset of possible writers for a document of unknown writership and then applying a more computationally-intense method with a higher accuracy to reduce the subset to a single writer (or short list).

For example, Srihari et al. (2002) use two nearest-neighbor classifiers, each corresponding to a different quantification procedure, applied to the same documents. Their method uses the first quantification to pick the 100 most similar writers in a database of 975 writers and then uses the second quantification to select the best writer from the 100.

Zhu, Tan and Wang (2000) use weighted Euclidean distance classifiers applied to bitmaps of character images for writer identification. Said, Baker and Tan (1998) use a k -nearest-neighbor classifier and compare it to a weighted Euclidean distance classifier; the weighted Euclidean distance classifier outperformed the k -nearest-neighbor classifier.

Bensefia, Paquet and Heutte (2005) and Bulacu and Schomaker (2005) segment writing samples into graphemes. Then they apply clustering algorithms to the graphemes to define either a feature space or the bins of a probability distribution. When a new document is investigated, each grapheme is associated with an identified cluster. This reduces the new document to a frequency distribution describing the number of times that clusters are observed in the new document. Bensefia, Paquet and Heutte (2005) use an information retrieval framework to measure the proximity of a test document to those in the training set by computing the normalized inner product of the feature vectors. Bulacu and Schomaker (2005) calculate the chi-squared distance between the probability distributions of a test document and each training document.

In a recent paper Bulacu and Schomaker (2006) fuse the grapheme-based features with textural features, of which the directions of contours and run-lengths of white pixels form probability distributions for use in calculating chi-squared distances. While the grapheme-based features perform better than the textural features alone, fusing distances measured across different features yields the best results.

Bensefia, Paquet and Heutte (2005) provide a summary of the performance of the various identification methods applied to different databases of handwriting samples. The Schomaker and Bulacu (2004) method outperforms the other methods; the correct writer of an unknown document out of 150 possible writers is returned, on a short list of one, 95% of the time. This method has been improved upon in the more recent research by Bulacu and Schomaker (2007a, 2007b) and applied to much larger data sets than the initial 150 writer study.

3. Quantification, samples and processing.

3.1. *Isomorphic graph types and isocodes.* The recent research of Gantz, Miller and Walch (2005) reports that representing each character as a “*graphical isomorphism*” provides significant potential to identify the writer of




















Number	Isocode	Pixel Image	Skeleton Image
1			
2			
3			
4			
5			
6			

FIG. 1. Several isocodes used to represent the lowercase “l.” Comments on figure: number 1 occurs because the writer did not make a loop with white space. Number 2 is the copybook form for a lowercase “L.” Number 3 occurs because the writer filled in the loop enough at the bottom for the skeletonizer to create a line segment at the bottom of the loop and the writer had pen drag to leave a “hair” near the top of the loop. Number 4 occurs for the same reason as 3 but without the hair at the top. Number 5 occurs because of pen skip which breaks the loop on the right side. The skeleton can be “unwound” into the H shape. Number 6 occurs because the pen drag to the dot on the I leaves a hair on the loop.

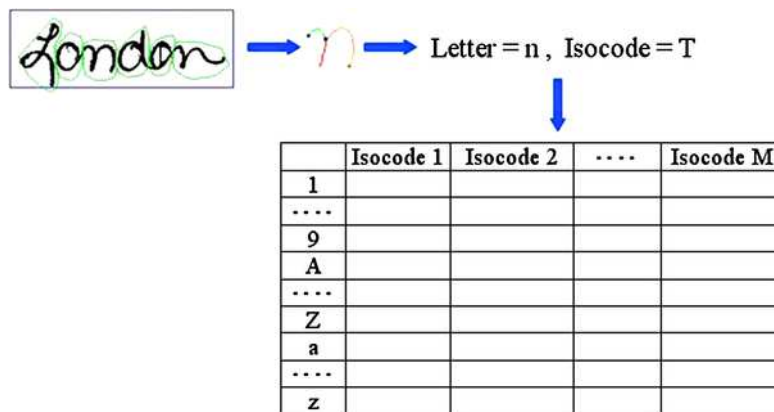
an unknown document. The graphs are mathematical objects consisting of edges (links) and vertices (nodes).

The first step in the quantification of handwritten text is to convert paper documents into electronic images. Once images are captured electronically, individual characters are segmented either through manual markup or automated letter recognition. (Throughout this paper, *letter* refers to the type of character and *character* to an individual instantiation of a letter. For example, “moon” is a word made up of three letters and four characters.) A segmented character is then converted to a one pixel wide skeleton. Each skeleton is then represented by a planar graph schematic, and every schematic is identified as belonging to a unique isomorphic class of graphs. We refer to the isomorphic class as the *isocode*. (See Figure 1.) Any two isomorphic graphs can be smoothly transformed into one another. A particular graph, appropriately flexed and shaped, can fit many different letters of the alphabet. Figure 2 illustrates how a single isomorphic graph can represent multiple letters by appropriate transformation.

FIG. 2. *Isomorphic graph class examples.*

Recognition of a character as a particular letter and identification of its graph as a particular isocode create an instance of a letter/isocode pair. Each document can be represented as a matrix of counts of the number of times each isocode is used to represent each letter (Figure 3). The quantity of writings available from the writer will determine the number of occurrences of any letter/isocode pair.

The primary writer identification system described in Gantz, Miller and Walch (2005) uses an extensive set of measurements dependent on the isomorphism selected; however, these measurements are not used in this paper. They also report that, when the writing samples from writers are sufficiently rich, the patterns of letter/isocode associations alone can be a powerful identifier of writership. In our paper it is shown that the frequencies of letter/isocode pairs provide a straightforward summary of the data which captures sufficient information about an individual writer to allow for accu-

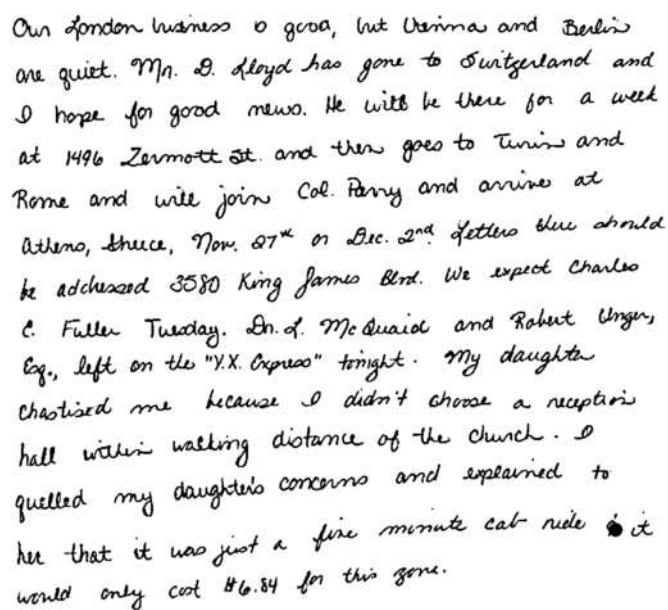
FIG. 3. *Quantification example.*

Our London business is good, but Vienna and Berlin are quiet. Mr. D. Lloyd has gone to Switzerland and I hope for good news. He will be there for a week at 1496 Zermott St. and then goes to Turin and Rome and will join Col. Parry and arrive at Athens, Greece, Nov. 27th or Dec. 2nd. Letters there should be addressed 3580 King James Blvd. We expect Charles E. Fuller Tuesday. Dr. L. McQuaid and Robert Unger, Esq., left on the "Y.X. Express" tonight. My daughter chastised me because I didn't choose a reception hall within walking distance from the church. I quelled my daughter's concerns and explained to her that it was just a five minute cab ride & it would only cost \$6.84 for this zone.

FIG. 4. *The modified "London Letter."*

rate handwriting identification. Once the letter/isocode pairing is done, this information can be used to identify the most likely writer of a document (of unknown writership) from a pool of known writers.

3.2. *Handwriting samples.* The FBI conducted a project whereby writing samples were collected from volunteers at the FBI, training classes and various forensic conferences over a two-year period. Handwriting samples were collected from about 500 different writers. Each writer was asked to provide 10 samples (5 in print and 5 in cursive) of a modified "London Letter" paragraph. (See Figures 4 and 5.)



Our London business is good, but Vienna and Berlin are quiet. Mr. D. Lloyd has gone to Switzerland and I hope for good news. He will be there for a week at 1496 Zermott St. and then goes to Turin and Rome and will join Col. Parry and arrive at Athens, Greece, Nov. 27th or Dec. 2nd. Letters there should be addressed 3580 King James Blvd. We expect Charles E. Fuller Tuesday. Dr. L. McQuaid and Robert Unger, Esq., left on the "Y.X. Express" tonight. My daughter chastised me because I didn't choose a reception hall within walking distance of the church. I quelled my daughter's concerns and explained to her that it was just a five minute cab ride & it would only cost \$6.84 for this zone.

FIG. 5. *A handwriting sample.*

TABLE 1
Frequency of occurrence of letters/numbers in the modified “London Letter”

Letter	Frequency	Letter	Frequency
<i>A</i>	1	<i>a</i>	35
<i>B</i>	2	<i>b</i>	7
<i>C</i>	2	<i>c</i>	15
<i>D</i>	3	<i>d</i>	31
<i>E</i>	3	<i>e</i>	65
<i>F</i>	1	<i>f</i>	6
<i>G</i>	1	<i>g</i>	10
<i>H</i>	1	<i>h</i>	23
<i>I</i>	3	<i>i</i>	28
<i>J</i>	1	<i>j</i>	2
<i>K</i>	1	<i>k</i>	2
<i>L</i>	4	<i>l</i>	22
<i>M</i>	3	<i>m</i>	7
<i>N</i>	1	<i>n</i>	37
<i>O</i>	1	<i>o</i>	35
<i>P</i>	1	<i>p</i>	5
<i>Q</i>	1	<i>q</i>	3
<i>R</i>	2	<i>r</i>	34
<i>S</i>	2	<i>s</i>	29
<i>T</i>	2	<i>t</i>	40
<i>U</i>	1	<i>u</i>	17
<i>V</i>	1	<i>v</i>	4
<i>W</i>	1	<i>w</i>	9
<i>X</i>	1	<i>x</i>	3
<i>Y</i>	1	<i>y</i>	6
<i>Z</i>	1	<i>z</i>	2
1	1	2	2
3	1	4	2
5	1	6	2
7	1	8	2
9	1	0	1

The modified “London Letter” paragraph used in this study includes 14 instances of numbers, 42 of uppercase letters and 477 of lowercase letters for a total of 533 characters. (Punctuation and special characters are ignored.) The breakdown of the frequencies of each letter/number in the modified “London Letter” paragraph is given in Table 1. Note that the modified “London Letter” is a generalization of the standard London Letter used in collecting writing exemplars from suspect writers.

3.3. *Processing of the FBI samples.* The segmentation of each paragraph into characters was performed manually by the Gannon Technologies Group, as was the association of a letter with each character. Because the text of

the paragraph is known, the association of letters to characters should be 100% accurate. Since some writers misspelled words and some individuals committed errors in segmentation, the association of letters to characters was not 100% accurate. A post-analysis of the association indicated that the error rate in character association is less than 1%.

Not all of the collected samples were processed and available for use in this study. As a part of another study that analyzed micro features, the cursive writing samples from the first 100 writers were divided into two separate data sets. One of these sets (hereafter referred to as the “FBI 100” data set), consisting of the first three cursive paragraphs for these 100 writers, was available for use in this study, resulting in a total of 293 documents. The missing paragraphs are due to some writers’ failure to submit all five of the requested cursive paragraphs.

Not all characters from each writing sample were available for use in this study. There are three reasons for this: (a) some writers did not submit complete paragraphs; (b) issues involving missing data in the micro feature data (not used in this study) caused some characters to be omitted from the data presented to us; and (c) the usage of the first three paragraphs in the micro feature based study required the deletion of some infrequently occurring letter/isocode pairs. The resulting reduced number of characters per document ranged from a minimum of 16 to a maximum of 315, with the median number of characters per document being 160. Table 2 summarizes the number of characters per document. This study used all 68 isocodes in the available data.

4. Classifiers. To facilitate this discussion, denote the number of times the m th isocode is used to write the l th letter in the j th document written by the i th writer as n_{ijml} , where $i = 1, 2, \dots, W$; $j = 1, 2, \dots, J_i$; $m = 1, 2, \dots, M$; and $l = 1, 2, \dots, L$.

Let $\mathbf{n}_{ijl} = (n_{ijml})_{M \times 1}$ denote the vector of counts corresponding to the l th letter in the j th document written by the i th writer. The table of letter/isocode frequencies for the j th document written by the i th writer is denoted as $\mathbf{D}_{ij} = [\mathbf{n}_{ijl}]_{M \times L}$. Let $\mathbf{C} \in \mathbb{N}_0^{M \times L}$ be a matrix of nonnegative integers and let $\mathbf{c}_l = (c_{ml})_{M \times 1} \in \mathbb{N}_0^M$ be the vector corresponding to the l th column. We denote the probability of observing the matrix of counts, \mathbf{C} , in a document written by the i th writer as $P(\mathbf{C}|w = i)$, where w is used to denote writer. In general, a “.” in place of a subscript denotes the summation over the dotted subscript; for example, $n_{ij \cdot l} = \sum_{m=1}^M n_{ijml}$.

For a given document of unknown writership, say, the v th document from the u th unknown writer, denote the corresponding counts of isocodes used to write each letter in the document as $\mathbf{D}_{uv} = [\mathbf{n}_{uvl}]_{M \times L}$ where $\mathbf{n}_{uvl} = (n_{uvml})_{M \times 1}$ is the vector of counts of isocodes used to write the l th letter.

TABLE 2
Number of characters available in each paragraph. ID refers to writer identifier. "A," "B," "C" refer to the three paragraphs

ID	A	B	C	ID	A	B	C	ID	A	B	C
1	104	125	124	34	171	153	170	67	144	122	139
2	156	117	150	35	185	156		68	140	142	130
3	195	212	209	36	292	315	256	69	41	37	30
4	211	264	237	37	152		131	70	23	16	16
5	163	154	150	38	201	191	208	71	103	146	123
6		122	130	39	206	204	205	72	114	117	117
7	135		138	40	268	259	261	73	98	111	128
8	162	174	166	41	144	156	162	74	113	91	128
9	149	143	195	42	286	229	247	75	160	143	148
10	71	85	79	43	191	191	180	76	131	126	141
11	154	160	171	44	146	152	132	77	149	138	131
12	199	224	217	45	275	269	275	78	98	96	84
13	169	169	170	46	126	117	94	79	204	231	204
14	206	192	230	47	236	184	240	80	108	124	125
15	157	143	139	48	179	165	184	81	61	51	53
16	84			49	86	102	97	82	115	93	102
17	193	187	213	50	231	215	214	83	105	129	131
18	178		153	51	197	238	195	84	182	181	171
19	260	249	251	52	173	166	184	85	57	65	77
20	250	191	260	53	257	267	261	86	149	139	125
21	208	231	242	54	65	84	96	87	87	105	104
22	228	186	181	55	147	165	139	88	147	159	160
23	154	176	168	56	223	211	186	89	172	166	165
24	186	184	179	57	163	167	151	90	213	191	208
25	163	170	190	58	203	229	218	91	170	173	206
26	242	216	185	59	116	137	130	92	178	159	152
27	182	210	187	60	122	99	109	93	187	206	174
28	101	111	98	61	116	106	100	94	109	99	120
29	191	198	200	62	112	133	116	95	76	50	49
30	211	222	212	63	95	86	96	96	148	153	158
31	167	149	176	64	124	123	143	97	102	89	112
32	191	208	193	65	185	200	171	98	149	144	155
33	57	55	66	66	172	181	170	99	150	149	151
								100	152	170	177

Let p_{iml} denote the probability of observing the m th isocode given the i th writer is writing the l th letter. We assume that \mathbf{n}_{ijl} , $i = 1, 2, \dots, W$, $j = 1, 2, \dots, J_i$, and $l = 1, 2, \dots, L$, are independent multinomial random vectors with parameter vectors $\mathbf{p}_{il} = (p_{iml})_{M \times 1}$, $p_{i \cdot l} = \sum_{m=1}^M p_{iml} = 1$. Then, under an independence assumption between letters, we have that the probability

of observing a matrix of counts, \mathbf{C} , written by the i th known writer is

$$(4.1) \quad \begin{aligned} P(\mathbf{C}|w=i) &= \prod_{l=1}^L P(\mathbf{c}_l|w=i, \text{letter}=l) \\ &= \prod_{l=1}^L P(\mathbf{c}_l|\mathbf{p}_{il}), \end{aligned}$$

where $P(\mathbf{c}_l|\mathbf{p}_{il})$ is a multinomial probability mass function with a parameter vector \mathbf{p}_{il} and the number of trials equal to $c_{.l}$.

We attempt to minimize the dependence of the classifiers on the underlying context in the database documents by basing the classifiers on the conditional distributions of isocodes given letters and assuming independence between the letters. By minimizing the contextual dependence of the classifiers, we anticipate an increase in the accuracy of our classifiers when applied to documents of unknown writership with radically different context (when compared to the modified ‘‘London Letter’’).

4.1. *Plug-In Naive Bayes Classifier.* Given an estimate of \mathbf{p}_{il} , say, $\hat{\mathbf{p}}_{il}$, we use the plug-in principle to estimate $P(\mathbf{c}_l|\mathbf{p}_{il})$ with $P(\mathbf{c}_l|\hat{\mathbf{p}}_{il})$ yielding the Plug-In Naive Bayes Classifier:

$$(4.2) \quad r(\mathbf{D}_{uv}, \hat{\mathbf{P}}) = \left\{ \arg \max_{i \in \{1, 2, \dots, W\}} \prod_{l=1}^L P(\mathbf{n}_{uvl}|\hat{\mathbf{p}}_{il}) \right\},$$

where $\hat{\mathbf{P}} = \{\hat{\mathbf{p}}_{il} : i = 1, 2, \dots, W; l = 1, 2, \dots, L\}$. As suggested in McLachlan (2004), we use a smoothed estimator of \mathbf{p}_{il} ,

$$(4.3) \quad \hat{p}_{iml} = \frac{n_{i.ml} + M^{-1}}{n_{i..l} + 1}$$

for $i = 1, 2, \dots, W; m = 1, 2, \dots, M$; and $l = 1, 2, \dots, L$. This estimate corresponds to the expectation of the posterior distribution in the Dirichlet-Multinomial Bayesian model, where the Dirichlet prior has M shape parameters all equal to M^{-1} .

The classification procedure is as follows:

1. For each known writer in the database:
 - (a) Estimate the conditional probability distribution of isocodes using (4.3).
 - (b) Use these conditional probability distributions to estimate the likelihood, as in (4.1), that an unknown document was written by a given known writer.
2. ‘‘Identify’’ the unknown document as being written by the known writer with the highest likelihood, as per (4.2).

Note that for a given writer in the database of writers, the Plug-In Naive Bayes Classifier combines the individual documents associated with the writer into one large writing sample.

This classifier is similar to the Naive Bayes Classifiers used in authorship attribution by Airoidi et al. (2006) and Clement and Sharp (2003). In Airoidi et al. (2006), the classifier is employed as a preliminary approach to a fully Bayesian classification model. Clement and Sharp (2003) employ a classifier similar to our Naive Bayes Classifier to study the potential accuracy of different types of features in authorship attribution. In authorship attribution applications, classes of words play a synonymous role to that of letters in our work. The “word within class” plays a role similar to that played by isocodes. Airoidi et al. (2006) noted that their Naive Bayes Rule tends to possess extreme values of the posterior log-odds of group membership. In the LOOCV performed in Section 5, a similar behavior of the Plug-In Naive Bayes Classifier for writer identification is observed.

4.2. Chi-Squared Distance Classifier. In the handwriting biometric literature, a chi-squared style distance metric for measuring the difference between two vectors of probabilities has proven effective for nearest-neighbor style classifiers. Bulacu (2007) compared Hamming, Euclid, Minkowski order 3, Bhattacharya and chi-squared distance measure-based classifiers. The chi-squared distance measure was found to outperform the other distance measures. The nature of the handwriting data studied in Bulacu (2007) is based on data-suggested categories that are determined by first clustering bitmaps of either characters or parts of characters called graphemes. A grapheme-based feature is classified into one of k clusters, thus reducing an entire document into a single vector of cluster proportions. Bulacu then uses a nearest-neighbor classifier to predict the writer of a document of unknown writership. By working with just proportions and not the counts, this type of classification scheme effectively ignores the context and size of the document, which limits the accuracy of the classifier when applied to small documents. The Bulacu classifiers have been studied extensively and have been demonstrated to be very effective in a broad range of applications where the size of the documents is relatively large.

Based on Bulacu’s research, we developed a version of the chi-squared statistic that is applicable under the assumptions mentioned in the introduction to this section. The basic approach is to apply a chi-squared statistic to the vector of counts by letter and then combine the chi-squared statistics across letters by taking advantage of the independence assumption. However, before we can combine the chi-squared statistics across letters, we will need to have a weighting scheme that takes into account the relative information we have on each letter. A natural way of doing this is to use the Pearson’s chi-squared test statistic.

To construct a score measuring the similarity between two documents (i.e., a similarity score), for each letter we calculate Pearson's chi-squared statistic between the two vectors of isocode counts. This results in a degrees of freedom and chi-squared statistic for each letter used in both handwritten documents. The degrees of freedom and the chi-squared statistics are summed across letters. As a heuristic, the sum of chi-squared statistics is evaluated as a realization of a chi-squared random variable with degrees of freedom equal to the sum of degrees of freedom from the individual test statistics. If the distributions are different, the resulting chi-squared statistic will tend to be larger than when the distributions are the same. The similarity score is the corresponding " p -value" to the omnibus chi-squared statistic and degrees of freedom. This is repeated for each known writer and the unknown document is associated with the writer that has the largest p -value.

The classification procedure is as follows:

1. For each of the sample documents of known writership in the database:
 - (a) Conditional on each letter, calculate Pearson's chi-squared statistic on a two-way table of counts with two rows. The two rows represent two documents: the sample document in the database and the unknown document. The columns represent the various isocodes used to write a given letter.
 - (b) Sum these chi-squared statistics across all letters. Additionally, because the documents may use different numbers of isocodes to represent different letters, sum the degrees of freedom associated with the different chi-squared statistics.
 - (c) Using a chi-square distribution approximation with the summed degrees of freedom, calculate an approximate p -value associated with the summed statistic.
2. "Identify" the unknown document as being written by the known writer with the largest p -value.

The Chi-Squared Distance Classifier is appropriate for nearest-neighbor type applications where it may not be reasonable to combine documents within a writer into a pooled writing sample. Pearson's chi-squared statistics are commonly used in author attribution to measure the discrepancy between the two sets of frequencies of textual measurements associated with two documents. The common approach is to exclude a text as having been written by a specific author on the basis of an appropriate goodness-of-fit test statistic. [For an example of this approach using Pearson's chi-squared statistic, see Morton (1965).] However, chi-squared type statistics have also been used as classifiers for author attribution studies. This approach is to identify a text with an unknown author as having been written by the author of the text with the smallest chi-squared statistic. [See Grieve (2007) for an example.]

4.3. *Kullback–Leibler (KL) Distance Classifier.* The final classifier is based on a symmetric version of the KL distance [Devroye, Györfi and Lugosi (1996)]. The KL distance is a natural measure of the association between two discrete distributions defined on the same sample space. For two vectors of probabilities, \mathbf{q}_1 and $\mathbf{q}_2 \in \mathbb{R}^M$, define the symmetric KL-distance as

$$KL(\mathbf{q}_1, \mathbf{q}_2) = 2^{-1} \sum_{m=1}^M \left[q_{2m} \ln \frac{q_{2m}}{q_{1m}} + q_{1m} \ln \frac{q_{1m}}{q_{2m}} \right].$$

The classification procedure is as follows:

1. For the j th document from the i th writer in the database:
 - (a) Estimate the conditional probability distribution of the isocodes for the l th letter using $\hat{\mathbf{p}}_{il}^j = (\hat{p}_{iml}^j)_{M \times 1}$, $l = 1, 2, \dots, L$, where \hat{p}_{iml}^j is defined analogously to (4.3).
 - (b) For each letter l , calculate the KL distance comparing the conditional distribution for sample document j from the i th writer to the conditional distribution for the u th unknown document: $\hat{\mathbf{p}}_{ul} = (\hat{p}_{uml})_{M \times 1}$, $l = 1, 2, \dots, L$, where \hat{p}_{uml} is defined analogously to (4.3).
 - (c) Sum the distances across letters:

$$\Delta(u, i, j) = \sum_{l=1}^L KL(\hat{\mathbf{p}}_{il}^j, \hat{\mathbf{p}}_{ul}).$$

2. “Identify” the unknown document as being written by the i th known writer if $\Delta(u, i, j)$ is the smallest value among $\{\Delta(u, i, j), i = 1, 2, \dots, W, j = 1, 2, \dots, J_i\}$.

As with the Chi-Squared Distance Classifier, the Kullback–Leibler Distance Classifier is particularly appropriate for nearest-neighbor type applications where it may not be reasonable to combine documents within a writer into a pooled writing sample.

5. Leave-one-out cross-validation. To evaluate these classifiers, a LOOCV scheme is implemented. For the Plug-In Naive Bayes Classifier, each document in the database is “left-out” and the classifier $r(\cdot, \hat{\mathbf{P}})$ is constructed with the remaining documents. The left-out document is then treated as a document of unknown writership and the writership is predicted as $r(\mathbf{D}_{uv}, \hat{\mathbf{P}})$. The single document from writer 16 was not used in cross-validation. However, writer 16 was still a potential candidate writer for other test documents. The accuracy of the classifier is estimated by the number of times it correctly identifies the writership of the left-out document. The Plug-In Naive Bayes Classifier correctly identifies all documents.

A similar scheme is used to evaluate the Chi-Squared and Kullback–Leibler Distance Classifiers. Each document in the data set is “left-out”

and treated as a document of unknown writership. Both of these classifiers incorrectly classified the same single document, which corresponds to estimated accuracy of 99.66%.

6. Simulation. Based on the results of the LOOCV, our three classifiers are effectively equal with close to 100% accuracy when applied to the full modified “London Letter.” To distinguish between the accuracy of the three classifiers, we can stress the algorithms by giving them less information. One of the properties that we would like our classifiers to possess is high accuracy for unknown documents of relatively small size.

The natural way of exploring this would be to draw a subsample from the set of observed characters in a given left-out writing sample. However, due to the small size of some of the processed writing samples, the possible document sizes that a subsampling approach could explore would be limited. Additionally, a subsampling approach would give us approximately the same proportion of letters in the documents in the database and in the left-out document. It has been noted that having the same context in both the unknown document and the database documents affects the accuracy of the classifiers [Bulacu and Schomaker (2007b)].

In the authorship attribution study of Peng and Hengartner (2002), a modified LOOCV approach was proposed and implemented to estimate the accuracy of their classifiers. This approach entails leaving out an entire body of work from a single author and then classifying each of the blocks of text within that body of work. We will implement a similar approach to stress the ability of our classifiers to correctly assign writership of a given writing sample. Due to the small writing sample size of some of the handwritten documents, we are unable to look at individual blocks of writing. In place of looking at the individual blocks of writing, a parametric approach is used to simulate a random document from the left-out document to be classified.

To generate a random document, predictive distributions are constructed. A Poisson distribution is used to determine the overall frequency of occurrence of each letter observed in the left-out document. A multinomial distribution is used to determine the isocode to be associated with an occurrence of a letter. All three of the classifiers rely, in part, on an underlying assumption that for each observed letter, the letter-dependent conditional distribution of isocodes is multinomial. A vector of proportions is estimated from the left-out modified “London Letter” analogous to (4.3). Then, for each letter (say, the l th) observed in the left-out document, x_l isocodes are sampled from the l th letter’s predictive distribution. We do not generate characters in the random document for letters that are unobserved in the left-out document.

TABLE 3

Summary of classifier accuracy. The first column, titled number of characters, refers to the range in the number of characters in the pseudo-documents. The number of pseudo-documents column refers to the number of pseudo-documents of the size stated in the number of characters column. The last three columns refer to the proportion of pseudo-documents that are correctly identified by the given classifier: ‘CS’ for the Chi-Squared Distance Classifier, ‘KL’ for the Kullback–Leibler Distance Classifier, and ‘NB’ for Plug-In Naive Bayes Classifier

Number of characters	Number of pseudo-documents	Accuracy		
		CS	KL	NB
(0, 20]	638	0.263	0.150	0.840
(20, 30]	829	0.328	0.217	0.917
(30, 40]	637	0.369	0.389	0.980
(40, 50]	347	0.441	0.637	0.983
(50, 83]	177	0.542	0.819	1.000

For the simulations presented in this paper, the means of the Poisson random variables are $\mu = 1, 1.5$ and 2 . For each left-out document, three random documents are generated at each mean value for a total of nine random documents. For a single random document, the mean value of the Poisson random variables is held constant across all observed letters in the left-out document. The random generation of the number of times we observe a given letter effectively generates a document with radically different content than that of the original modified “London Letter.” It should be noted that the nature of the random document generation is forcing the isocode counts across letters to be independent, which is one of the assumptions made in the construction of the classifiers in Section 4.

Once a random document has been generated, a classifier predicts its writership based on the other documents not used to generate it. To summarize the results, a simple linear logistic regression is used to predict the accuracy as a function of document size. The results are summarized in Table 3 and Figure 6.

Table 3 and Figure 6 suggest that the Plug-In Naive Bayes Classifier has the highest accuracy of the three classifiers. The Plug-In Naive Bayes Classifier achieves a 95% accuracy rate for random documents of around 30 characters compared with 70 characters for the Kullback–Leibler Distance Classifier (see Figure 6). The performance of the Chi-Squared Distance Classifier seems to suffer when applied to small documents.

The Dirichlet-Multinomial model has the effect of smoothing the likelihood associated with each document. In the Kullback–Leibler Distance Classifier, only a single document provides new information to update the Dirichlet priors. This results in the Kullback–Leibler Distance Classifier having the

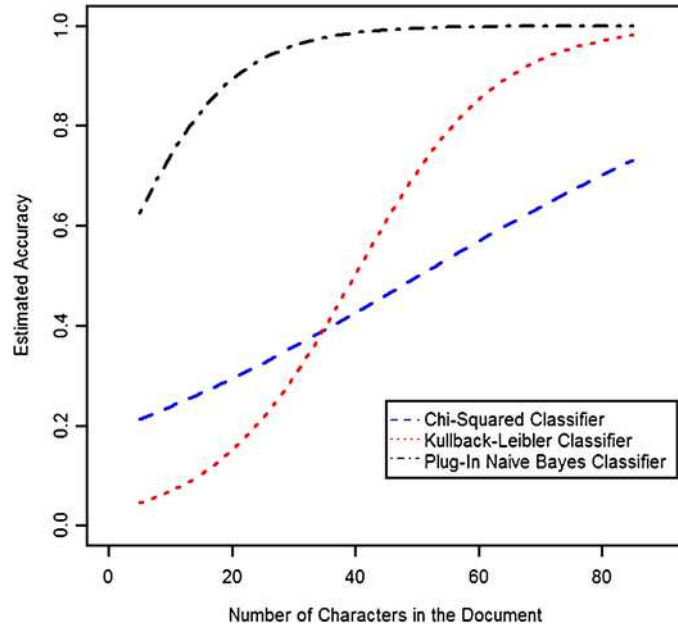


FIG. 6. *The estimated accuracy of the classifiers as a function of the number of characters in a document of unknown writership.*

highest degree of smoothing [see (4.3) and Section 4.3]. Due to pooling of the documents in the construction of the Plug-In Naive Bayes Classifier, the effect of the Dirichlet priors is washed out by the larger effective sample size. The Chi-Squared Distance Classifier has no smoothing.

7. Conclusions and future research. The proposed categorical classifiers have been demonstrated to have near perfect accuracy, in terms of LOOCV error, when applied to the “FBI 100” data set. The random document simulations suggest that the Plug-In Naive Bayes Classifier is the most efficient of the three handwriting classifiers. It has a high identification accuracy rate for documents of approximately 30 characters in size. The simulations further suggest that the unknown document need not have the same text as used for enrolling a writer into the database of writing samples for the classifiers to have a high accuracy rate.

The accuracy of our classifiers applied to our current data set matches or exceeds the accuracy rates of currently published handwriting identification procedures, as summarized by Bensefia, Paquet and Heutte (2005). The highest level of accuracy of other researchers’ classifiers requires larger document sizes than the Plug-In Naive Bayes Classifier. However, to compare the accuracy of our three classifiers with those proposed by other researchers, all methods would need to be evaluated on a common data set of documents.

A related problem to the writer identification problem addressed in this paper concerns two competing hypotheses: “the suspect wrote the questioned document” versus “the suspect did not write the questioned document.” In this application, the evidence for deciding between the two hypotheses is composed of both the handwriting samples collected from the suspect (i.e., London Letters) and the document of unknown writership. The classical approach of summarizing the value of the evidence is to use a Bayesian likelihood ratio (also known as a Bayes factor). [See the first three Chapters of Aitken and Stoney (1991) for a review.] If it is reasonable to assume that the distribution of isocodes is independent across letters, then (4.1) is an approximation for the numerator of the Bayes factor (under the quantification approach described in Section 3).

Alternatively, Meuwly (2006) provides a strategy to estimate the likelihood ratio from an arbitrary biometric verification procedure. Meuwly’s approach is based on replacing the evidence (in the current application, the writing exemplars collected from the suspect and questioned document) with a score measuring the difference (or similarity) between the suspect’s exemplars and the questioned document. The distribution of the score is then estimated under the two competing hypotheses using appropriate databases of writing samples. Both the Kullback–Leibler (KL) and the Chi-Squared Distance Classifiers, proposed in Section 4, satisfy the necessary conditions of a biometric verification procedure. The problem in handwriting is the difficulty in creating a database of writing samples from the suspect that is large enough to be able to accurately estimate the likelihood of the observed score. We are currently exploring the potential of applying resampling and subsampling approaches to a set of modified “London Letters” collected from the suspect to generate a pseudo-database of writing samples. [See Saunders et al. (2009).]

Authors’ contributions. CPS and LJD contributed equally and were involved in all stages of this research and the development of the corresponding manuscript. ACL contributed to the statistical coding for both LOOCV studies. DTG and JJM suggested the research topic, provided the data (with support from the Gannon Technologies Group) and contributed to the writing of the document.

Acknowledgments. JoAnn Buscaglia provided the “FBI 100” data set and assisted in the clarification of the original manuscript. The Gannon Technologies Group gave computational support.

REFERENCES

- AIROLDI, E. M., ANDERSON, A. G., FIENBERG, S. E. and SKINNER, K. K. (2006). Who wrote Ronald Reagan's radio addresses? *Bayesian Anal.* **1** 289–320. [MR2221266](#)
- AITKEN, C. G. G. and STONEY, D. A. (1991). *The Use of Statistics in Forensic Science*. Ellis Horwood, Chichester.
- BENSEFIA, A., PAQUET, T. and HEUTTE, L. (2005). A writer identification and verification system. *Pattern Recognition Letters* **26** 2080–2092.
- BULACU, M. (2007). Statistical pattern recognition for automatic writer identification and verification. Ph.D. thesis, Artificial Intelligence Institute, Univ. Groningen, The Netherlands.
- BULACU, M. and SCHOMAKER, L. (2005). A comparison of clustering methods for writer identification and verification. In *Proceedings of the Eighth International Conference on Document Analysis and Recognition* **2** 1275–1279. Available at <http://ieeexplore.ieee.org/stamp/stamp.jsp?tp=&arnumber=1575747&isnumber=33307>.
- BULACU, M. and SCHOMAKER, L. (2006). Combining multiple features for text-independent writer identification and verification. In *Proceedings of 10th International Workshop on Frontiers in Handwriting Recognition (IWFHR 2006)* 281–286. Available at <http://citeseerx.ist.psu.edu/viewdoc/summary?doi=10.1.1.132.5823>.
- BULACU, M. and SCHOMAKER, L. (2007a). Automatic handwriting identification on medieval documents. In *Proceedings of 14th International Conference on Image Analysis and Processing (ICIAP 2007)* 279–284. Available at <http://ieeexplore.ieee.org/stamp/stamp.jsp?tp=&arnumber=4362792&isnumber=4362742>.
- BULACU, M. and SCHOMAKER, L. (2007b). Text-independent writer identification and verification using textural and allographic features. *IEEE Trans. Pattern Anal. Machine Intell.* **29** 701–717.
- CLEMENT, R. and SHARP, D. (2003). Ngram and Bayesian classification of documents for topic and authorship. *Literary and Linguistic Computing* **18** 423–447.
- DESSIMOZ, D. and CHAMPOD, C. (2008). Linkages between biometrics and forensic science. In *Handbook of Biometrics* (A. K. JAIN, P. FLYNN and A. A. ROSS, eds.) **21** 425–459. Springer, New York.
- DEVROYE, L., GYÖRFI, L. and LUGOSI, G. (1996). *A Probabilistic Theory of Pattern Recognition*. Springer, New York.
- GANTZ, D., MILLER, J. and WALCH, M. (2005). Multi-language handwriting derived biometric identification. In *Proceedings 2005 Symposium on Document Image Understanding Technology* 197–209. Univ. Maryland, College Park, MD.
- GRIEVE, J. (2007). Quantitative authorship attribution: an evaluation of techniques. *Literary and Linguistic Computing* **22** 251–270.
- MCLACHLAN, G. J. (2004). *Discriminant Analysis and Statistical Pattern Recognition*. Wiley, New York. [MR1190469](#)
- MEIER, P. and ZABELL, S. (1980). Benjamin Peirce and the Howland Will. *J. Amer. Statist. Assoc.* **75** 497–506. [MR0590685](#)
- MEUWLY, D. (2006). Forensic individualisation from biometric data. *Sci. Justice* **46** 205–213.
- MORTON, A. Q. (1965). The authorship of Greek prose. *J. Roy. Statist. Soc. Ser. A* **128** 169–233.
- NATIONAL RESEARCH COUNCIL COMMITTEE ON IDENTIFYING THE NEEDS OF THE FORENSIC SCIENCES COMMUNITY (2009). *Strengthening Forensic Science in the United States: A Path Forward*. The National Academies Press, Washington, DC.
- PENG, R. D. and HENGARTNER, N. W. (2002). Quantitative analysis of literary styles. *Amer. Statist.* **56** 175–185. [MR1963263](#)

- SAID, H. E. S., BAKER, K. D. and TAN, T. N. (1998). Personal identification based on handwriting. In *Fourteenth International Conference on Pattern Recognition, Proceedings* **2** 1761–1764. IEEE Computer Society, Los Alamitos, CA.
- SAUNDERS, C. P., DAVIS, L. J., LAMAS, A. and BUSCAGLIA, J. (2008). A comparison between biometric and forensic handwriting individuality. *Proc. Amer. Acad. Forensic Sci.* **14** 391.
- SAUNDERS, C. P., BUSCAGLIA, J., DAVIS, L. J., HEPLER, A. B. and LANCASTER, M. J. (2009). Handwriting individuality: Probability models, subsampling routines, and implications. *Proc. Amer. Acad. Forensic Sci.* **15** 382.
- SCHOMAKER, L. and BULACU, M. (2004). Automatic writer identification using connected-component contours and edge-based features of uppercase western script. *IEEE Trans. Pattern Anal. Machine Intell.* **26** 787–798.
- SCHOMAKER, L., FRANKE, K. and BULACU, M. (2007). Using codebooks of fragmented connected-component contours in forensic and historic writer identification. *Pattern Recognition Letters* **28** 719–727.
- SRIHARI, S. N., CHA, S. H., ARORA, H. and LEE, S. (2002). Individuality of handwriting. *J. Forensic Sci.* **47** 1–17.
- ZHU, Y., TAN, T. and WANG, Y. (2000). Biometric personal identification based on handwriting. In *Proceedings 15th International Conference on Pattern Recognition* **2** 797–800. Available at <http://ieeexplore.ieee.org/stamp/stamp.jsp?tp=&arnumber=906196&isnumber=19583>.

C. P. SAUNDERS
D. T. GANTZ
DOCUMENT FORENSICS LABORATORY
DEPARTMENT OF APPLIED INFORMATION TECHNOLOGY
GEORGE MASON UNIVERSITY
4400 UNIVERSITY DRIVE, MS 1G8
FAIRFAX, VIRGINIA 22030
USA
E-MAIL: csaunde6@gmu.edu
dgantz@gmu.edu
URL: <http://statistics.gmu.edu/pages/forensicslab.html>

L. J. DAVIS
A. C. LAMAS
J. J. MILLER
DEPARTMENT OF STATISTICS
GEORGE MASON UNIVERSITY
4400 UNIVERSITY DRIVE, MS 4A7
FAIRFAX, VIRGINIA 22030
USA
E-MAIL: ldavisc@gmu.edu
alamas@gmu.edu
jmiller@gmu.edu
URL: <http://statistics.gmu.edu/>