

The Interplanetary Network Supplement to the BeppoSAX Gamma-Ray Burst Catalogs

K. Hurley

Space Sciences Laboratory, University of California, 7 Gauss Way, Berkeley,
CA 94720-7450, U.S.A.

khurley@ssl.berkeley.edu

C. Guidorzi, F. Frontera¹, E. Montanari², F. Rossi

University of Ferrara, Physics Department, Via Saragat, 1, 44100 Ferrara, Italy

M. Feroci

INAF - Istituto di Astrofisica Spaziale e Fisica Cosmica, via Fosso del
Cavaliere, Rome, I-00133, Italy

E. Mazets, S. Golenetskii, D. D. Frederiks, V. D. Pal'shin, R. L. Aptekar
Ioffe Physico-Technical Institute of the Russian Academy of Sciences, St.
Petersburg, 194021, Russian Federation

T. Cline³, J. Trombka, T. McClanahan, R. Starr

NASA Goddard Space Flight Center, Greenbelt, MD 20771, U.S.A.

J.-L. Atteia, C. Barraud, A. Pélangéon

Laboratoire d'Astrophysique, Observatoire Midi-Pyrénées, 14 avenue E. Belin,
31400 Toulouse, France

¹INAF/Istituto di Astrofisica Spaziale e Fisica Cosmica di Bologna, via Gobetti 101,
I-40129 Bologna, Italy

²Istituto IS Calvi, Finale Emilia (MO), Italy

³Emeritus

M. Boër

Observatoire de Haute-Provence, 04870 Saint Michel l'Observatoire, France

R. Vanderspek, G. Ricker

Kavli Institute for Astrophysics and Space Research, Massachusetts Institute
of Technology, 70 Vassar Street, Cambridge, MA 02139, U.S.A.

I. G. Mitrofanov, D. V. Golovin, A. S. Kozyrev, M. L. Litvak, A. B. Sanin
Space Research Institute, 84/32, Profsoyuznaya, Moscow 117997, Russian
Federation

W. Boynton, C. Fellows, K. Harshman

University of Arizona, Department of Planetary Sciences, Tucson, Arizona
85721, U.S.A.

J. Goldsten, R. Gold

Applied Physics Laboratory, Johns Hopkins University, Laurel, MD 20723,
U.S.A.

D.M. Smith

Physics Department and Santa Cruz Institute for Particle Physics, University
of California, Santa Cruz, Santa Cruz, CA 95064, U.S.A.

C. Wigger, W. Hajdas

Paul Scherrer Institute, 5232 Villigen PSI, Switzerland

Received _____; accepted _____

Date: 8 April 2010

1. Introduction

Between 1996 July and 2002 April, the Wide Field X-Ray Camera (WFC) and Gamma-Ray Burst Monitor (GRBM) aboard the *BeppoSAX* mission detected 62 and 1092 cosmic gamma-ray bursts, respectively, and localized many of them to accuracies which ranged from arcminutes to tens of degrees (Vetere et al. 2007; Frontera et al. 2009); instrument descriptions may be found in Feroci et al. (1997), Frontera et al. (1997), and Jager et al. (1997). These detections were used to initiate searches through the data of the spacecraft comprising the interplanetary network (IPN). In 475 cases localizations could be obtained by triangulation, and successful multiwavelength counterpart searches were initiated for some of them. The IPN contained between 4 and 6 spacecraft during this period. They were, in addition to *BeppoSAX : Ulysses*, in heliocentric orbit at distances between 670 and 3180 light-seconds from Earth (Hurley et al. 1992); *Konus-Wind*, in various orbits up to around 4 light-seconds from Earth (Aptekar et al. 1995); *HETE-II - FREGATE*, in low Earth orbit (Ricker et al. 2003; Atteia et al. 2003); the *Near-Earth Asteroid Rendezvous* mission (NEAR), at distances up to 1300 light-seconds from Earth (Trombka et al. 1999); *Mars Odyssey*, launched in 2001 April and in orbit around Mars starting in 2001 October, up to 1250 light-seconds from Earth (Hurley et al. 2006a); the *Compton Gamma-Ray Observatory* (the Burst and Transient Source Experiment, BATSE - Fishman et al. (1992); and the *Ramaty High Energy Solar Spectroscopic Imager* (RHESSI) both in low Earth orbit (Smith et al. 2002). Their timelines are presented in figure 1. In this paper, we present the localization data obtained by the IPN for these bursts.

At least three other spacecraft recorded GRB detections during this period, although they were not used for triangulation and therefore were not, strictly speaking, part of the

IPN. The *Rossi X-Ray Timing Explorer* (RXTE) All Sky Monitor detected and localized some *BeppoSAX* bursts (Smith et al. 1999). It operated in the low energy X-ray range, where the light curves of gamma-ray bursts differ significantly from the high energy range where the other IPN instruments operate. The *Defense Meteorological Satellite Program* (DMSP) (Terrell et al. 1996, 1998, 2004) and the *Stretched Rohini Satellite Series* (SROSS) (Marar et al. 1994) spacecraft detected, but did not localize bursts.

2. Observations

For each gamma-ray burst detected by *BeppoSAX*, a search was initiated in the data of the IPN spacecraft. For the spacecraft within a few light-seconds of Earth, the search window was centered on the *BeppoSAX* trigger time, and its duration was somewhat greater than the event duration. For the spacecraft at interplanetary distances, the search window was twice the light-travel time to the spacecraft if the event arrival direction was unknown, which was the case for most events. If the arrival direction was known, even coarsely, the search window was defined by calculating the expected arrival time at the spacecraft, and searching in a window around it. Of the approximately 3300 events detected by one or more IPN spacecraft while *BeppoSAX* was operational, 787 were also detected by *BeppoSAX*; these are listed in table 1, with the following abbreviations: DMS: *Defense Meteorological Satellite Program*, HET: *HETE-II*, Kon: *Konus-Wind*, MO: *Mars Odyssey*, NEA: *Near Earth Asteroid Rendezvous* mission, RHE: *Ramaty High Energy Solar Spectroscopic Imager*, SRS: *Stretched Rohini Satellite Series*, Uly: *Ulysses*, XTE: *Rossi X-Ray Timing Explorer*. Table 2 shows the number of events observed by each spacecraft in the IPN, and table 3 gives the number of bursts that were detected by a total of N spacecraft, where N is between 2 and 6 (detections by RXTE, DMSP, and SROSS have been counted).

3. Localizations

When a GRB arrives at two spacecraft with a delay δT , it may be localized to an annulus whose half-angle θ with respect to the vector joining the two spacecraft is given by

$$\cos\theta = \frac{c\delta T}{D} \quad (1)$$

where c is the speed of light and D is the distance between the two spacecraft. (This assumes that the burst is a plane wave, i.e. that its distance is much greater than D .) The annulus width $d\theta$, is

$$d\theta = c\sigma(\delta T)/D\sin\theta \quad (2)$$

where $\sigma(\delta T)$ is the uncertainty in the time delay. $\sigma(\delta T)$ is generally of the order of 100 ms or more, when both statistical and systematic uncertainties are considered; thus triangulation between two near-Earth spacecraft, for which D/c is at most ~ 40 ms, does not constrain the burst arrival direction significantly. When D/c is of the order of several light-seconds (e.g., the distance between *Konus-Wind* and a near-Earth spacecraft), annuli with widths of several degrees or less can be obtained; when D/c is several hundred light-seconds or more (i.e. an interplanetary spacecraft and a near-Earth spacecraft), annulus widths of the order of arcminutes or less are possible. When two interplanetary spacecraft and a near-Earth spacecraft observe a GRB, a small error box can be obtained. Table 4 gives the number of events observed by 0, 1, and 2 interplanetary spacecraft.

475 bursts could be localized by the method above; table 5 gives the localization information for them. Triangulation annuli are given in the 4 IPN columns: these are the right ascension and declination of the annulus center α, δ , the annulus radius R , and the uncertainty in the radius δR . One or two annuli are specified. In addition to triangulation annuli, several other types of localization information are included in this catalog. The 3 BATSE columns give the right ascension, declination, and 1σ (statistical only) error radius of the BATSE localizations. These are taken from the current catalog on the BATSE

website (<http://www.batse.msfc.nasa.gov/batse/grb/catalog/current/>), as well as from the BATSE untriggered burst catalogs (Stern et al. 2001; Kommers et al. 2000). 3 SAX columns give the right ascension, declination, and 90 % confidence radius of the *BeppoSAX* localization, either from the GRBM (Frontera et al. 2009) or the WFC (Vetere et al. 2007), or from the IAU and GCN Circulars. The 3 HETE columns give the right ascension, declination, and radius of the Wide Field X-Ray Monitor error circle (Vanderspek et al. 2010). Combining these error circles with the IPN annuli often results in smaller error regions. IPN localizations for almost all bursts with a BATSE or HETE error circle have appeared in a previous catalog and are repeated here only for completeness.

The two Ecliptic columns give the ecliptic latitudes of the bursts, measured northward (positive) from the ecliptic plane towards the north ecliptic pole. These are derived by comparing the count rates of the two *Konus-Wind* detectors (Aptekar et al. 1995). Planet-blocking is specified by the right ascension and declination of the planet’s center and its radius, in the 3 Planet columns. When a spacecraft in low Earth or Mars orbit observes a burst, the planet blocks up to ≈ 3.7 sr of the sky. This is often useful for deciding which of two annulus intersections is the correct one, or for eliminating portions of a single annulus. Finally, the Other column gives the right ascension, declination, and radius of any other localization region, which may be obtained in one of several ways. In some cases, the burst was observed by four spacecraft which were separated by large enough distances to give 3 triangulation annuli, whose intersections are consistent with a single error box. In other cases, the anisotropic response of one of the IPN experiments allows the ambiguity to be resolved. In still other cases, a region may be derived from planet-blocking by a second spacecraft in addition to the data in the Planet column. In this case the error circle given is the complement of the planet-blocking circle, that is, a circle whose RA is the RA of the planet plus 180 degrees, whose declination is the negative of the planet’s declination, and whose radius is 180 degrees minus the planet’s angular radius. The units

of all entries in table 5 are degrees, and all coordinates are J2000. For some events, no triangulation was possible, but coarse constraints on the burst arrival direction can be derived from planet-blocking, ecliptic latitudes, or both. This information is not given here, but information on these events, as well as the ones in this catalog, may be found at the IPN website: ssl.berkeley.edu/ipn3/index.html. Figures 2 and 3 show examples of coarse and fine IPN localizations.

As for BATSE, the *BeppoSAX* GRBM localizations are derived by comparing the count rates of various detectors aboard these spacecraft. These localizations are affected by Earth albedo and absorption by spacecraft materials, among other things, and their shapes are in general complex. The error circles are approximations to these shapes. They are centered at the point which is the most likely arrival direction for the burst, and their radii are defined so that their areas are equal to the 1σ (BATSE) or 90 % confidence (*BeppoSAX* GRBM) statistical-only true error regions. Therefore in some cases, indicated by a footnote, the IPN annuli do not cross the error circles. This occurs for 25 of the 133 *BeppoSAX* GRBM localizations in this catalog. We have examined the true *BeppoSAX* error regions in all of these cases and have verified that they are indeed consistent with the IPN annuli. In some of these cases, an error circle has been defined in the “Other” column which limits the IPN annulus or annuli to a region which, from a consideration of all the available data, is known to define the arrival direction. Thus for those bursts where the GRBM error circle does not intersect the IPN annulus, the “Other” circle should be used in place of the GRBM circle.

Table 6 gives the approximate localization area in square degrees for each of the bursts in table 5. This is the area of the region which is common to all the localizations given in table 5. For bursts where the *BeppoSAX* or BATSE error circle does not intersect the IPN annulus, the area given is that of the annulus alone.

4. Comments on specific events

GRB960916 at 03:56:20 is GRB960916B in the *BeppoSAX* catalog (Frontera et al. 2009). GRB960916A occurred 312 s earlier, at 03:51:08, and it was detected by *Konus-Wind*, but not by *Ulysses*. This non-detection is consistent with the fact that the earlier event was weaker. The *Konus* ecliptic latitudes for these two events are consistent with a single origin, i.e. a very long burst.

GRB970315 at 22:09:19 (GRB970315B in Frontera et al. (2009) may be from the same source as BATSE 6125 at 22:13:42 (<http://www.batse.msfc.nasa.gov/batse/grb/catalog/current/>). The IPN annulus passes through the BATSE error circle, and the duration of the BATSE event is given as 1307 s. BeppoSAX entered the SAA at 22:10:09, so it could not observe the BATSE event, and the BATSE position of the event was Earth-occulted to BATSE at the time of the BeppoSAX event. If these are indeed from a single source, the total duration would have been around 1570 s. *Ulysses* did not observe any emission which would be consistent with the BATSE burst, but this is consistent with its lower intensity.

GRB970415 was observed as a very weak event by *Ulysses*, and reliable triangulation of it is not possible.

GRB970518 has a duration of approximately 370 s. The GRBM observed only the later part of the event, at 07:12:12. However, the burst started at 07:06:23, and this is the time given in tables 1, 5, and 6.

GRB971228B at 14:53:52 was observed as a very weak event by *Ulysses*, and reliable triangulation of it is not possible.

GRB990516A at 20:55:15 was observed as a very weak event by *Ulysses*, and reliable triangulation of it is not possible.

GRB990905 at 22:38:55 was observed as a very weak event by *Ulysses*, and reliable

triangulation of it is not possible.

GRB991026 has an IPN localization which is inconsistent with the final *BeppoSAX* WFC localization in Vetere et al. (2007). The minimum distance between the IPN annulus and the WFC position is about 4.8 degrees (no uncertainty is given for the WFC localization). The WFC position given is from in't Zand (private communication, 2004).

GRB991030 has an IPN localization which is inconsistent with the *BeppoSAX* WFC localization in Vetere et al. (2007). The minimum distance between the IPN annulus and the WFC position is about 5.9 degrees (no uncertainty is given for WFC localization). The WFC position given is from in't Zand (private communication, 2004).

GRB000629 does not appear in the *BeppoSAX* catalog, because it was initially thought to be solar. Analysis of the Konus-Wind data, however, points to a likely cosmic origin.

GRB011221 triggered the GRBM just prior to entry into the South Atlantic Anomaly. All GRBM data were lost, and this burst does not appear in the *BeppoSAX* catalog.

5. Conclusions

This is the eleventh in a continuing series of IPN catalogs (Hurley et al. 1999a,b, 2000a,b,c, 2005, 2006b; Laros et al. 1997, 1998; Hurley et al. 2009); the localization data for all of them can be found in electronic form at the IPN website. The IPN is, in effect, a full-time, all-sky monitor, when the duty cycles and viewing constraints of all its instruments are considered. Its fluence and flux thresholds for 50% detection efficiency are about $6 \times 10^{-7} \text{erg cm}^{-2}$ and $1 \text{ photon cm}^{-2} \text{ s}^{-1}$, respectively. Over the *BeppoSAX* mission, 787 bursts were detected by the GRBM and/or the WFC and at least one other IPN instrument and 475 of them could be localized to some extent by triangulation. The more precise and/or rapid localizations were announced in over 50 IAU and GCN Circulars

(in 1997, and in 1998 – 2002, respectively), resulting in multiwavelength counterpart searches. Regardless of precision and speed of the localizations, however, burst data such as this are useful for numerous studies, such as searching for indications of activity from previously unknown soft gamma repeaters, associating supernovae with bursts, or searching for neutrino and gravitational radiation associated with bursts.

6. Acknowledgments

Support for the interplanetary network came from the following sources: JPL Contracts 958056 and 1268385 (Ulysses); MIT Contract SC-R-293291 and NASA NAG5-11451 (HETE); NASA NNX07AH52G (Konus); NASA NAG5-13080 (RHESSI); NASA NAG5-11451 and JPL Contract 1282043 (Odyssey); NASA NAG5-7766, NAG5-9126, NAG5-10710, and the U.S. SAX Guest Investigator program (*BeppoSAX*); and NASA NAG5-9503 (NEAR). C.G., F.F., and E.M. acknowledge financial support from the ASI-INAF contract I/088/06/0. In Russia, this work was supported by the Federal Space Agency of Russia and RFBR grant 09-02-00166a.

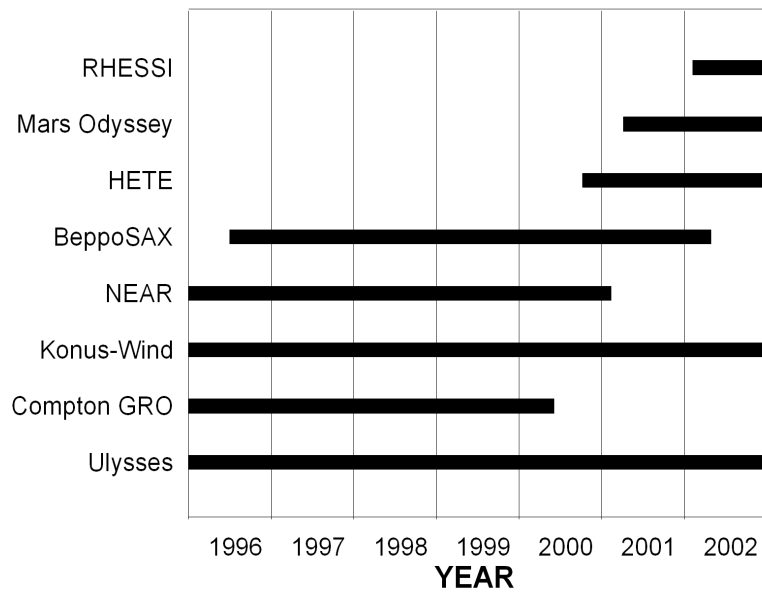


Fig. 1.— The timelines of the missions comprising the interplanetary network between 1996 and 2002. During the period when *BeppoSAX* was operational, there were a minimum of 3 and a maximum of 5 other missions in the network. There were two interplanetary spacecraft in operation for most of the *BeppoSAX* mission, *Ulysses* and either *NEAR* or *Odyssey* .

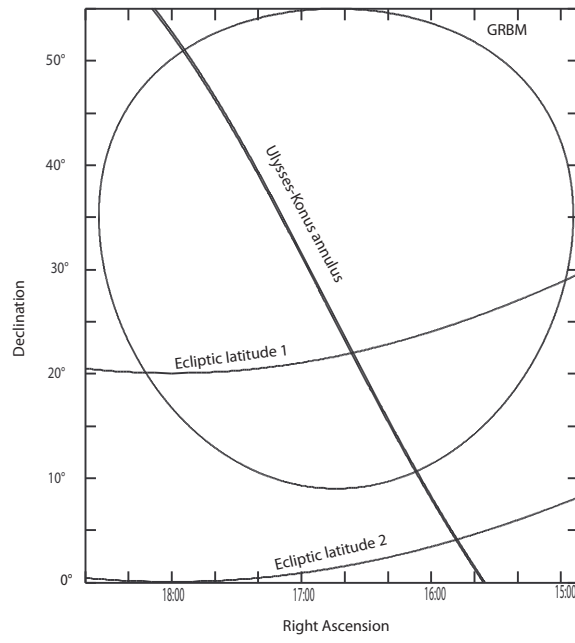


Fig. 2.— Localizations of GRB970203. The arrival direction is defined by the intersection of the 33 degree radius GRBM error circle, the 0.16 degree wide IPN annulus, and the 20 degree wide Konus ecliptic latitude band.

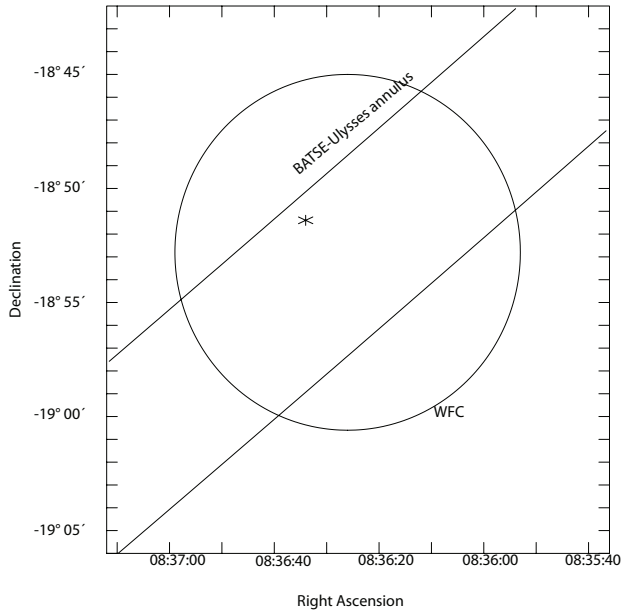


Fig. 3.— Localizations of GRB980326. The arrival direction is defined by the intersection of the 0.133 degree radius WFC error circle and the .092 degree wide BATSE-Ulysses annulus. The initial WFC and IPN localizations were announced in Celidonio et al. (1998) and Hurley et al. (1998). The optical counterpart, indicated by an asterisk, was found by Groot et al. (1998).

REFERENCES

- Aptekar, R., et al. 1995, *Space Sci. Rev.* 71, 265
- Atteia, J.-L. et al., 2003, in *Gamma-Ray Burst and Afterglow Astronomy 2001, A Workshop Celebrating the First Year of the HETE Mission*, Eds. G. Ricker and R. Vanderspek, AIP Conf. Proc. 662 (AIP: New York), 17
- Celidonio, G. et al. 1998, IAUC 6851
- Fishman, G., Meegan, C., Wilson, R., Paciesas, W., and Pendleton, G., 1992, in *Proc. Compton Observatory Science Workshop*, Eds. C. Shrader, N. Gehrels, and B. Dennis, NASA Conf. Publication 3137, 26
- Feroci, M., et al., 1997, in *EUV, X-Ray, and Gamma-Ray Instrumentation for Astronomy VIII*, Eds. O. Siegmund and M. Gummin, SPIE 3114, 186
- Frontera, F., et al. 1997, *Astron. Astrophys. Suppl. Ser.* 122, 357
- Frontera, F., et al. 2009, *ApJS* 180, 192
- Gold, R., et al. 2001, *Planetary and Space Sci.* 49, 1467
- Groot, P., et al. 1998, IAUC 6852
- Hurley, K., et al. 1992, *Astron. Astrophys. Suppl. Ser.* 92(2), 401
- Hurley, K., et al. 1998, GCN Circ.53
- Hurley, K., et al. 1999a, *ApJS* 120, 399
- Hurley, K., et al. 1999b, *ApJS* 122, 497
- Hurley, K., et al. 2000a, *ApJS* 533, 884

Hurley, K., et al. 2000b, ApJS 534, 258

Hurley, K., et al. 2000c, ApJS 128, 549

Hurley, K., et al. 2005, ApJS 156, 217

Hurley, K., et al., 2006a, ApJS 164, 124

Hurley, K., et al. 2006b, astro-ph/0605726

Hurley, K., et al. 2009, arXiv:0907.2709

Jager, R., et al. 1997, Astron. Astrophys. Suppl. Ser. 125, 557

Kommers, J., Lewin, W., Kouveliotou, C., van Paradijs, J., Pendleton, G., Meegan, C., and
Fishman, G., 2000, ApJ533, 696

Laros, J., et al. 1997, ApJS 110, 157

Laros, J., et al. 1998, ApJS 118, 391

Marar, T., et al., 1994, A&A 283, 698

Ricker, G., et al., 2003, in Gamma-Ray Burst and Afterglow Astronomy 2001, A Workshop
Celebrating the First Year of the HETE Mission, Eds. G. Ricker and R. Vanderspek,
AIP Conf. Proc. 662 (AIP: New York), 3, 2003

Smith, D., et al., 1999, ApJ 526, 683

Smith, D. M. et al. 2002, Sol. Phys. 210, 33

Stern, B., Tikhomirova, Y., Kompaneets, D., Svensson, R., and Poutanen, J., 2001, ApJ563,

- Terrell, J., Lee, P., Klebesadel, R., and Griffee, 1996, in 3rd Huntsville Symposium, AIP Conf. Proc. 384 (AIP: New York), Eds. C. Kouveliotou, M. Briggs, and G. Fishman, 545
- Terrell, J., Lee, P., Klebesadel, R., and Griffee, J., 1998, in Gamma-Ray Bursts, 4th Huntsville Symposium, Eds. C. Meegan, R. Preece, and T. Koshut, AIP Conf. Proc. 428, AIP Press (New York), p. 54
- Terrell, J., and Klebesadel, R., 2004 , in Gamma-Ray Bursts: 30 Years of Discovery, Eds. E. Fenimore and M. Galassi, AIP Conf. Proc. 727 (AIP: New York), p. 541
- Trombka, J., et al., 1999, Nucl. Inst. And Methods in Physics Research A 422, 572
- Vetere, L., Soffitta, P., Massaro, E., Giommi, P., and Costa, E., 2007, A&A 473, 347

Table 1. IPN/*BeppoSAX* gamma-ray bursts

Date	Universal Time ^a	Observed by ^b
1996 Jul 03	07:39:48	Kon
1996 Jul 03	13:42:53	Uly,BATSE,Kon
1996 Jul 03	18:10:40	BATSE,Kon,SRS
1996 Jul 07	10:16:40	Uly,BATSE,Kon
1996 Jul 07	16:26:04	BATSE
1996 Jul 20	11:36:53	BATSE,Kon
1996 Jul 23	04:46:01	BATSE,Kon
1996 Jul 25	17:39:07	BATSE
1996 Jul 30	19:35:08	BATSE,Kon
1996 Jul 31	05:46:01	Uly,BATSE,Kon
1996 Aug 01	11:29:09	Uly,Kon
1996 Aug 02	22:06:59	BATSE
1996 Aug 05	21:29:07	BATSE
1996 Aug 05	21:55:57	Uly,DMS,Kon
1996 Aug 06	22:28:29	BATSE,Kon
1996 Aug 10	06:49:31	BATSE,Kon
1996 Aug 10	06:56:16	Uly,Kon
1996 Aug 24	01:43:24	BATSE,Kon
1996 Aug 25	00:23:03	Uly,Kon
1996 Sep 09	20:40:42	BATSE,Kon
1996 Sep 12	13:57:27	Uly,BATSE,Kon
1996 Sep 13	23:05:20	Uly,BATSE,Kon
1996 Sep 16	03:56:20	Uly,Kon
1996 Sep 16	23:48:20	BATSE
1996 Sep 17	22:22:32	Uly,BATSE,Kon
1996 Sep 19	22:28:00	BATSE,Kon
1996 Sep 21	15:03:48	Uly,BATSE,Kon
1996 Sep 22	05:06:07	Uly,Kon
1996 Sep 22	05:21:06	Uly
1996 Sep 23	00:38:17	BATSE
1996 Sep 27	03:47:18	Uly,BATSE,Kon
1996 Sep 29	06:36:22	Kon

Table 1—Continued

Date	Universal Time ^a	Observed by ^b
1996 Oct 04	18:58:34	BATSE
1996 Oct 06	08:56:04	Uly,BATSE,Kon
1996 Oct 08	05:21:00	BATSE
1996 Oct 11	19:32:15	Kon
1996 Oct 15	10:36:45	Kon
1996 Oct 15	11:53:00	Uly,Kon
1996 Oct 22	19:00:56	Uly,BATSE,Kon
1996 Oct 23	02:09:15	BATSE
1996 Oct 26	06:11:50	Uly,BATSE,Kon
1996 Nov 01	16:07:43	Uly,Kon
1996 Nov 06	11:57:10	BATSE
1996 Nov 10	07:29:37	BATSE,Kon
1996 Nov 20	08:27:13	BATSE
1996 Nov 22	21:51:04	Uly,Kon
1996 Nov 25	07:39:37	BATSE
1996 Nov 26	06:43:19	Uly,BATSE,Kon
1996 Dec 08	18:57:13	BATSE
1996 Dec 11	01:56:12	Uly,BATSE,Kon
1996 Dec 20	05:21:51	BATSE,Kon
1996 Dec 22	12:00:08	BATSE
1996 Dec 24	10:11:03	BATSE,Kon
1996 Dec 24	17:41:48	BATSE
1996 Dec 28	00:29:32	Uly,BATSE,Kon
1997 Jan 01	06:22:51	BATSE
1997 Jan 08	17:14:01	BATSE
1997 Jan 11	09:44:00	Uly,BATSE,DMS,Kon
1997 Jan 16	11:41:24	BATSE
1997 Jan 17	14:27:54	Kon
1997 Jan 17	14:46:51	Uly,Kon
1997 Jan 22	11:41:25	Uly,Kon
1997 Jan 23	08:36:37	Uly,Kon
1997 Jan 24	12:19:07	Uly,Kon

Table 1—Continued

Date	Universal Time ^a	Observed by ^b
1997 Jan 28	23:35:09	Uly,Kon
1997 Jan 31	21:46:11	BATSE
1997 Feb 03	01:31:56	Uly,Kon
1997 Feb 21	03:49:19	BATSE
1997 Feb 21	10:18:27	BATSE,Kon
1997 Feb 22	23:53:28	Uly,Kon,SRS
1997 Feb 23	18:01:24	BATSE
1997 Feb 28	02:58:01	Uly,Kon
1997 Mar 02	12:56:17	BATSE
1997 Mar 02	18:42:25	BATSE,Kon
1997 Mar 06	02:47:39	Uly,BATSE,Kon
1997 Mar 07	19:29:06	Uly,Kon
1997 Mar 11	08:24:27	BATSE
1997 Mar 13	09:45:58	Uly,Kon
1997 Mar 14	04:01:12	Kon
1997 Mar 15	15:40:54	Uly,BATSE,DMS,Kon
1997 Mar 15	22:09:19	Uly,BATSE,Kon
1997 Mar 17	00:29:19	BATSE
1997 Mar 17	23:20:27	BATSE,Kon
1997 Mar 26	08:16:13	BATSE
1997 Mar 26	18:03:17	Kon
1997 Mar 30	08:58:52	Uly,BATSE,Kon
1997 Mar 30	12:13:11	Kon
1997 Apr 02	22:19:38	Uly,Kon
1997 Apr 05	03:41:59	Uly,BATSE,Kon
1997 Apr 05	04:55:02	Kon
1997 Apr 06	00:17:38	Uly,Kon
1997 Apr 06	06:19:44	Uly,BATSE
1997 Apr 06	07:04:56	Uly,BATSE,Kon
1997 Apr 07	11:55:54	BATSE
1997 Apr 15	15:47:01	BATSE
1997 Apr 16	23:13:58	Uly,Kon

Table 1—Continued

Date	Universal Time ^a	Observed by ^b
1997 Apr 17	00:23:05	Uly,Kon
1997 Apr 17	14:20:59	BATSE
1997 Apr 19	06:12:14	Uly,BATSE,Kon
1997 Apr 20	20:14:02	Uly,BATSE,DMS
1997 Apr 24	10:09:35	Uly,BATSE,Kon
1997 Apr 27	12:41:59	BATSE,Kon
1997 Apr 29	11:36:24	Uly,BATSE,Kon
1997 Apr 30	19:18:38	BATSE
1997 May 06	15:41:47	Uly,Kon
1997 May 08	21:41:47	Uly,BATSE,Kon
1997 May 09	13:23:26	Uly,BATSE,Kon
1997 May 17	00:18:59	BATSE
1997 May 17	09:04:42	Uly,BATSE,Kon
1997 May 18	07:06:23	Uly,Kon
1997 May 25	08:49:47	BATSE
1997 May 26	01:52:42	BATSE,Kon
1997 May 27	04:14:12	Kon
1997 Jun 01	19:19:14	Uly,Kon
1997 Jun 03	09:49:05	Uly,BATSE,Kon
1997 Jun 03	23:35:00	Uly,BATSE,Kon
1997 Jun 04	19:49:06	Kon
1997 Jun 08	13:37:13	Kon
1997 Jun 09	02:03:00	BATSE
1997 Jun 10	10:04:14	BATSE
1997 Jun 11	08:21:30	BATSE,Kon
1997 Jun 12	07:18:31	BATSE
1997 Jun 12	14:28:24	Uly,BATSE,Kon
1997 Jun 13	05:23:31	BATSE
1997 Jun 14	23:07:42	Uly,BATSE,Kon
1997 Jun 16	18:09:50	Uly,BATSE,Kon,XTE
1997 Jun 17	17:04:26	BATSE
1997 Jun 19	15:34:49	Kon

Table 1—Continued

Date	Universal Time ^a	Observed by ^b
1997 Jun 23	05:23:21	BATSE
1997 Jun 24	05:45:05	Uly,Kon
1997 Jun 24	06:30:06	Uly,Kon
1997 Jun 25	06:34:42	Kon
1997 Jun 25	12:13:06	Uly,Kon
1997 Jun 26	01:44:02	Kon
1997 Jun 27	07:12:46	Uly,BATSE
1997 Jun 27	22:06:50	Uly,Kon
1997 Jun 28	03:27:50	Uly,Kon
1997 Jun 28	20:46:35	BATSE
1997 Jun 29	14:16:39	Uly,BATSE,Kon
1997 Jul 01	11:15:46	BATSE
1997 Jul 04	01:08:16	Uly,BATSE,Kon
1997 Jul 05	05:12:23	Kon
1997 Jul 06	21:39:57	Uly,Kon
1997 Jul 09	13:31:08	BATSE
1997 Jul 13	15:17:22	BATSE
1997 Jul 13	20:57:17	BATSE
1997 Jul 15	14:21:11	Uly,DMS,Kon,SRS
1997 Jul 18	16:18:09	Kon
1997 Aug 12	03:39:21	Kon
1997 Aug 15	12:07:04	Uly,BATSE,Kon,XTE
1997 Aug 16	02:17:44	Uly,BATSE,Kon
1997 Aug 17	19:21:39	BATSE
1997 Aug 18	18:07:07	BATSE,Kon
1997 Aug 20	05:37:00	BATSE,Kon
1997 Aug 21	10:59:23	Uly,Kon
1997 Aug 24	17:23:14	BATSE,Kon
1997 Aug 24	18:34:44	Uly,Kon
1997 Aug 25	11:17:14	BATSE
1997 Aug 25	22:02:59	Uly,BATSE
1997 Aug 27	07:11:41	BATSE

Table 1—Continued

Date	Universal Time ^a	Observed by ^b
1997 Aug 27	09:55:50	BATSE,Kon
1997 Aug 31	17:39:30	Uly,BATSE,Kon
1997 Sep 03	17:25:09	BATSE
1997 Sep 07	06:29:21	BATSE
1997 Sep 10	01:13:35	BATSE
1997 Sep 19	03:45:02	BATSE
1997 Sep 19	18:14:29	Uly,BATSE,Kon,NEA
1997 Sep 19	22:10:16	BATSE,NEA
1997 Sep 22	02:25:57	Uly,Kon,NEA
1997 Sep 23	11:39:20	Uly,Kon
1997 Sep 24	02:38:56	Kon
1997 Sep 28	02:21:47	BATSE
1997 Sep 30	15:43:33	BATSE
1997 Oct 02	17:41:38	BATSE
1997 Oct 05	01:15:55	Uly,BATSE,Kon
1997 Oct 07	15:56:02	BATSE,Kon,NEA
1997 Oct 09	08:13:59	BATSE
1997 Oct 09	18:56:55	Uly,BATSE,DMS,Kon
1997 Oct 11	11:50:52	BATSE
1997 Oct 13	23:57:08	BATSE,Kon
1997 Oct 14	05:24:28	BATSE
1997 Oct 15	03:49:42	BATSE
1997 Oct 19	14:55:53	Uly,DMS,Kon
1997 Oct 22	11:57:18	Uly,Kon
1997 Oct 23	05:43:29	Kon
1997 Oct 23	11:12:14	BATSE
1997 Oct 24	11:33:32	BATSE,Kon,XTE
1997 Oct 24	13:26:41	Kon
1997 Oct 27	02:43:31	Uly,BATSE
1997 Oct 28	20:52:06	BATSE
1997 Oct 29	01:28:38	Uly,BATSE,DMS,Kon,NEA
1997 Nov 02	01:33:08	BATSE

Table 1—Continued

Date	Universal Time ^a	Observed by ^b
1997 Nov 02	01:49:46	Kon
1997 Nov 03	07:31:37	BATSE
1997 Nov 10	18:53:26	Uly,BATSE,DMS,Kon,NEA
1997 Nov 14	12:21:04	Uly,Kon
1997 Nov 18	20:43:11	Kon
1997 Nov 27	00:04:42	Uly,BATSE,DMS,Kon,NEA
1997 Dec 06	12:51:17	BATSE
1997 Dec 06	19:20:52	BATSE,Kon
1997 Dec 07	20:03:52	Uly,BATSE,DMS,NEA
1997 Dec 07	20:58:12	Uly,BATSE
1997 Dec 08	04:47:12	Uly,Kon
1997 Dec 08	07:48:12	Uly,BATSE,Kon,NEA
1997 Dec 10	07:43:33	Uly,BATSE,Kon
1997 Dec 12	22:17:26	BATSE
1997 Dec 14	23:20:41	Uly,BATSE,Kon,NEA,XTE
1997 Dec 16	15:13:46	Uly,Kon
1997 Dec 18	12:42:44	Kon
1997 Dec 19	22:12:54	Uly,Kon
1997 Dec 20	04:06:33	BATSE,Kon,NEA
1997 Dec 23	00:38:04	BATSE,Kon
1997 Dec 23	09:35:00	Kon
1997 Dec 23	10:36:21	Uly,Kon
1997 Dec 27	08:23:06	Uly,BATSE,Kon
1997 Dec 28	14:53:52	Uly,BATSE,Kon
1997 Dec 29	10:11:33	BATSE,Kon
1997 Dec 30	23:15:47	Kon,NEA
1998 Jan 01	03:27:23	BATSE,Kon
1998 Jan 02	19:31:50	Kon
1998 Jan 03	10:38:42	Uly,BATSE,Kon,NEA
1998 Jan 03	16:01:11	BATSE
1998 Jan 05	00:44:41	Uly,BATSE,NEA
1998 Jan 09	01:12:25	Uly,BATSE,Kon

Table 1—Continued

Date	Universal Time ^a	Observed by ^b
1998 Jan 24	06:36:03	Uly,BATSE,DMS,Kon,NEA
1998 Jan 24	20:56:38	BATSE
1998 Jan 27	00:58:52	Uly,Kon
1998 Jan 29	15:19:43	Uly,BATSE,Kon
1998 Feb 03	14:21:06	Uly,Kon
1998 Feb 03	22:44:24	Uly,Kon
1998 Feb 05	05:29:44	Uly,BATSE,Kon,NEA
1998 Feb 08	12:33:23	BATSE,Kon
1998 Feb 08	12:50:59	Uly,BATSE,Kon
1998 Feb 22	02:25:34	Uly,BATSE,Kon
1998 Feb 23	21:17:22	BATSE
1998 Feb 24	20:54:14	Kon
1998 Feb 26	11:28:54	BATSE
1998 Feb 28	23:11:39	Uly,Kon
1998 Mar 04	14:41:04	BATSE,Kon
1998 Mar 06	09:33:02	Uly,BATSE,Kon
1998 Mar 06	17:34:11	Uly,BATSE,Kon
1998 Mar 08	14:24:48	Kon
1998 Mar 10	13:57:41	Uly,BATSE,Kon
1998 Mar 10	15:50:47	Kon
1998 Mar 13	09:04:22	BATSE
1998 Mar 15	02:49:57	BATSE
1998 Mar 15	07:24:00	Uly,BATSE,Kon
1998 Mar 21	06:06:11	Uly,BATSE
1998 Mar 26	21:18:53	Uly,BATSE,Kon
1998 Mar 29	03:44:38	Uly,BATSE,Kon
1998 Mar 29	15:24:47	BATSE
1998 Mar 30	00:01:33	BATSE,Kon
1998 Apr 01	04:31:53	Uly,BATSE,Kon
1998 Apr 01	09:11:02	BATSE
1998 Apr 01	12:46:24	BATSE
1998 Apr 03	23:15:51	Uly,BATSE,Kon

Table 1—Continued

Date	Universal Time ^a	Observed by ^b
1998 Apr 04	18:54:50	BATSE
1998 Apr 06	16:12:53	Kon
1998 Apr 06	17:14:05	Kon
1998 Apr 09	02:08:32	Uly,BATSE,Kon
1998 Apr 20	10:06:52	Uly,BATSE,Kon
1998 Apr 21	22:44:01	BATSE
1998 Apr 24	01:32:03	BATSE
1998 Apr 25	21:49:08	Uly,BATSE,Kon
1998 Apr 26	10:49:18	BATSE
1998 Apr 28	20:10:08	Uly,Kon
1998 May 08	04:07:28	Uly,BATSE,Kon
1998 May 11	01:55:28	BATSE
1998 May 14	21:41:25	BATSE
1998 May 15	17:00:20	Kon
1998 May 16	11:23:37	Uly,Kon
1998 May 18	18:44:48	BATSE
1998 May 19	03:43:32	Uly,Kon
1998 May 19	12:20:12	Uly,BATSE,Kon
1998 May 20	14:26:57	BATSE
1998 May 20	19:12:15	Uly,BATSE
1998 May 23	02:23:32	Uly,Kon
1998 May 25	02:34:47	BATSE
1998 May 27	08:21:59	BATSE
1998 May 31	07:42:42	Uly,Kon
1998 Jun 05	14:12:10	BATSE,Kon
1998 Jun 10	19:52:28	Kon
1998 Jun 13	04:51:06	BATSE
1998 Jun 15	10:12:16	Uly,Kon
1998 Jun 16	13:28:55	Uly,BATSE,Kon
1998 Jun 17	02:51:51	Uly,BATSE,Kon
1998 Jun 19	13:12:12	Kon
1998 Jun 22	20:21:39	Uly,Kon

Table 1—Continued

Date	Universal Time ^a	Observed by ^b
1998 Jun 24	16:07:53	Kon
1998 Jun 25	13:47:40	Kon
1998 Jun 26	14:21:30	Uly,Kon
1998 Jun 26	22:39:46	Uly,BATSE,Kon
1998 Jun 27	04:20:29	Uly,BATSE,Kon
1998 Jun 27	12:36:35	Uly,BATSE,Kon
1998 Jun 29	01:34:01	BATSE,Kon
1998 Jul 05	06:26:05	BATSE
1998 Jul 06	15:37:57	BATSE,Kon
1998 Jul 06	15:59:47	Uly,BATSE,DMS,Kon,XTE
1998 Jul 06	17:46:27	BATSE,Kon
1998 Jul 06	21:40:38	Uly,Kon
1998 Jul 09	04:42:52	BATSE
1998 Jul 09	05:40:07	Kon
1998 Jul 12	05:09:43	BATSE
1998 Jul 12	06:04:00	BATSE
1998 Jul 13	03:41:44	BATSE,Kon
1998 Jul 15	09:48:05	BATSE
1998 Jul 18	01:10:38	Kon
1998 Jul 20	22:16:07	Uly,Kon
1998 Jul 24	12:28:18	BATSE
1998 Jul 28	08:48:35	Uly,Kon
1998 Aug 02	04:30:54	BATSE
1998 Aug 02	08:01:15	Uly,BATSE,Kon
1998 Aug 05	13:37:04	BATSE
1998 Aug 08	07:50:41	BATSE,Kon
1998 Aug 08	21:53:18	BATSE
1998 Aug 10	04:25:45	BATSE
1998 Aug 10	18:35:29	Uly,BATSE,DMS,Kon
1998 Aug 11	06:45:08	Uly,BATSE,Kon
1998 Aug 12	04:54:06	BATSE
1998 Aug 12	05:16:08	Uly,BATSE,Kon

Table 1—Continued

Date	Universal Time ^a	Observed by ^b
1998 Aug 15	21:21:57	Uly,BATSE
1998 Aug 19	08:42:29	BATSE
1998 Aug 27	20:10:25	Uly,Kon,NEA
1998 Aug 29	05:20:49	Uly,BATSE,NEA
1998 Sep 03	03:35:03	BATSE
1998 Sep 04	08:42:30	BATSE,Kon
1998 Sep 07	11:13:07	BATSE
1998 Sep 08	00:41:32	BATSE
1998 Sep 10	16:57:44	BATSE
1998 Sep 10	20:02:21	BATSE
1998 Sep 12	15:15:39	Uly,Kon
1998 Sep 16	20:22:04	BATSE
1998 Sep 17	09:48:09	BATSE
1998 Sep 18	13:49:57	BATSE
1998 Sep 19	19:28:54	BATSE
1998 Sep 20	13:18:50	BATSE
1998 Sep 22	05:42:12	BATSE
1998 Sep 23	08:22:58	BATSE
1998 Sep 25	20:04:45	Uly,Kon
1998 Sep 29	21:51:37	BATSE,Kon
1998 Oct 02	01:31:06	BATSE
1998 Oct 05	18:00:26	BATSE,Kon,NEA
1998 Oct 09	05:45:32	Uly,Kon
1998 Oct 18	00:27:21	BATSE
1998 Oct 19	22:06:45	Uly,BATSE,Kon
1998 Oct 22	06:01:23	BATSE
1998 Oct 22	18:02:02	Uly,BATSE,NEA
1998 Oct 22	23:08:28	BATSE
1998 Oct 30	01:20:02	Kon
1998 Nov 01	05:19:32	BATSE
1998 Nov 04	17:17:18	Kon
1998 Nov 06	10:41:19	BATSE

Table 1—Continued

Date	Universal Time ^a	Observed by ^b
1998 Nov 07	00:12:59	Uly,Kon,SRS,NEA
1998 Nov 10	22:52:39	BATSE
1998 Nov 11	11:29:31	Uly,Kon,NEA
1998 Nov 12	03:55:45	Uly,Kon
1998 Nov 13	12:38:55	Uly,NEA
1998 Nov 21	01:26:17	Uly,BATSE,Kon,NEA
1998 Nov 25	08:26:25	Uly,BATSE,NEA
1998 Nov 25	21:06:21	Uly,BATSE
1998 Nov 26	17:21:19	Uly,NEA
1998 Dec 03	00:59:12	Uly,BATSE,Kon
1998 Dec 03	07:17:40	Uly,BATSE,Kon,NEA
1998 Dec 15	12:43:41	Uly,Kon
1998 Dec 15	14:09:24	BATSE
1998 Dec 16	05:29:16	BATSE
1998 Dec 19	18:04:55	Uly,Kon
1998 Dec 20	21:52:26	Uly,Kon,XTE
1998 Dec 21	02:30:57	BATSE,Kon
1998 Dec 21	17:37:35	BATSE
1998 Dec 22	17:42:05	Kon
1998 Dec 26	10:47:04	Uly,BATSE,Kon
1998 Dec 28	12:23:36	BATSE
1998 Dec 29	09:23:05	BATSE
1999 Jan 02	05:06:36	Uly,BATSE,Kon
1999 Jan 02	13:51:58	Uly,BATSE,Kon
1999 Jan 04	11:00:02	BATSE
1999 Jan 04	16:02:33	Uly,BATSE,Kon
1999 Jan 05	08:49:49	BATSE,Kon
1999 Jan 11	17:58:29	Uly,BATSE,Kon
1999 Jan 17	23:36:16	Uly,Kon
1999 Jan 18	03:12:42	Uly,Kon
1999 Jan 20	09:33:40	BATSE
1999 Jan 23	09:46:56	Uly,BATSE,Kon

Table 1—Continued

Date	Universal Time ^a	Observed by ^b
1999 Jan 23	13:19:42	BATSE
1999 Jan 26	14:24:03	BATSE,Kon
1999 Jan 28	10:20:52	Uly,BATSE,Kon
1999 Jan 30	13:27:02	Kon
1999 Jan 31	19:26:42	Uly
1999 Feb 02	03:35:32	BATSE
1999 Feb 02	15:38:08	BATSE
1999 Feb 06	15:51:01	BATSE,Kon
1999 Feb 07	19:21:15	Kon
1999 Feb 08	01:04:11	BATSE
1999 Feb 08	04:12:44	BATSE,Kon,NEA
1999 Feb 10	04:28:14	Uly,BATSE,Kon,NEA
1999 Feb 13	09:46:03	BATSE
1999 Feb 16	01:52:06	Kon
1999 Feb 16	06:29:45	Uly,BATSE,Kon,NEA
1999 Feb 20	12:03:17	Uly,BATSE,Kon,NEA
1999 Feb 25	19:38:48	BATSE
1999 Feb 26	08:34:46	Uly,BATSE,Kon
1999 Mar 01	06:05:06	Kon
1999 Mar 06	16:46:30	BATSE
1999 Mar 07	10:49:43	BATSE
1999 Mar 08	03:04:53	BATSE,Kon
1999 Mar 08	19:47:34	BATSE
1999 Mar 10	08:34:48	Kon
1999 Mar 11	22:11:45	Uly,BATSE
1999 Mar 12	16:35:42	Uly,Kon
1999 Mar 13	09:21:52	Uly,Kon
1999 Mar 14	20:05:12	Uly,BATSE,Kon
1999 Mar 15	16:35:30	BATSE,Kon
1999 Mar 18	03:14:42	BATSE
1999 Mar 20	23:01:59	BATSE,NEA
1999 Mar 22	04:03:56	BATSE,Kon,NEA

Table 1—Continued

Date	Universal Time ^a	Observed by ^b
1999 Mar 23	08:57:49	BATSE
1999 Mar 28	03:24:10	BATSE
1999 Mar 30	18:11:05	BATSE
1999 Mar 30	19:26:07	BATSE,NEA
1999 Apr 03	02:22:32	BATSE
1999 Apr 03	16:34:58	BATSE
1999 Apr 05	03:08:19	Kon,NEA
1999 Apr 06	20:32:55	BATSE
1999 Apr 09	23:13:53	BATSE
1999 Apr 11	04:25:31	Uly,BATSE,Kon
1999 May 02	09:15:42	Uly,NEA
1999 May 04	11:22:12	BATSE
1999 May 04	18:46:26	Kon,NEA
1999 May 06	11:23:31	Uly,BATSE,Kon,NEA
1999 May 07	19:48:54	BATSE
1999 May 07	19:48:54	BATSE
1999 May 10	08:49:06	Uly,BATSE,Kon,NEA
1999 May 13	19:48:15	BATSE,Kon
1999 May 16	20:55:15	Uly,BATSE,Kon
1999 May 16	23:24:15	BATSE,Kon
1999 May 16	23:54:23	Uly,BATSE,NEA
1999 May 18	01:27:03	BATSE,Kon
1999 May 18	17:18:45	Uly,BATSE,Kon,NEA
1999 May 20	02:02:58	BATSE
1999 May 21	23:12:50	Uly,Kon,NEA
1999 May 25	00:23:00	BATSE,Kon
1999 May 26	13:07:53	BATSE
1999 Jun 03	18:31:26	BATSE
1999 Jun 03	19:19:00	BATSE
1999 Jun 04	16:41:34	BATSE
1999 Jun 04	19:59:40	Uly,BATSE
1999 Jun 10	01:03:04	Uly,Kon,NEA

Table 1—Continued

Date	Universal Time ^a	Observed by ^b
1999 Jun 11	10:07:10	BATSE,Kon
1999 Jun 11	11:57:01	Uly,BATSE,Kon
1999 Jun 18	03:53:56	BATSE
1999 Jun 18	10:27:32	BATSE
1999 Jun 20	22:46:12	Uly,NEA
1999 Jun 21	12:12:22	BATSE
1999 Jun 22	10:30:27	Kon,NEA
1999 Jun 22	20:47:30	BATSE
1999 Jun 25	00:24:33	BATSE
1999 Jun 27	05:00:53	Kon
1999 Jun 30	15:39:18	Uly,Kon,NEA
1999 Jul 04	17:30:20	Uly
1999 Jul 04	19:51:59	NEA
1999 Jul 05	16:01:25	Uly,BATSE,Kon,NEA
1999 Jul 06	14:27:23	BATSE
1999 Jul 07	15:13:21	Uly,BATSE,Kon
1999 Jul 07	19:39:17	Uly,BATSE,NEA
1999 Jul 08	23:11:49	BATSE
1999 Jul 09	15:56:28	BATSE,Kon
1999 Jul 11	13:38:31	BATSE
1999 Jul 11	21:49:53	BATSE
1999 Jul 12	07:45:19	Uly,BATSE,Kon,NEA
1999 Jul 12	16:43:02	Uly,Kon
1999 Jul 13	21:38:18	Uly,BATSE,Kon
1999 Jul 14	18:13:48	Uly,BATSE,Kon,NEA
1999 Jul 15	23:59:35	Uly,BATSE
1999 Jul 17	17:12:15	Kon
1999 Jul 18	12:06:51	Uly,BATSE,Kon
1999 Jul 19	22:03:36	BATSE
1999 Jul 20	00:00:27	BATSE
1999 Jul 20	08:29:51	Kon
1999 Jul 25	11:23:36	BATSE

Table 1—Continued

Date	Universal Time ^a	Observed by ^b
1999 Jul 26	02:59:33	Uly,Kon
1999 Jul 27	13:24:49	BATSE
1999 Jul 30	18:59:13	BATSE
1999 Jul 30	20:43:23	BATSE
1999 Aug 03	15:59:25	BATSE
1999 Aug 06	00:26:13	Kon
1999 Aug 06	14:28:06	Uly,BATSE,Kon
1999 Aug 10	19:44:34	Uly,Kon,NEA
1999 Aug 11	18:09:23	Kon
1999 Aug 14	09:17:09	BATSE
1999 Aug 14	21:40:24	BATSE
1999 Aug 16	02:44:43	Uly,BATSE,Kon
1999 Aug 19	18:28:06	NEA
1999 Aug 21	06:07:28	Uly,Kon,NEA
1999 Aug 21	11:02:44	Kon
1999 Aug 22	12:03:35	Uly,BATSE,Kon
1999 Aug 24	09:23:41	Kon
1999 Aug 29	03:19:55	Uly,Kon
1999 Sep 03	05:42:10	Uly,Kon,NEA
1999 Sep 05	22:38:55	Uly,BATSE
1999 Sep 07	17:35:11	Uly,BATSE,Kon
1999 Sep 13	06:51:56	Uly,Kon,NEA
1999 Sep 13	18:49:27	Kon
1999 Sep 15	10:38:57	Uly,Kon,NEA
1999 Sep 15	23:15:22	Uly,BATSE,Kon,NEA
1999 Sep 17	14:18:09	Uly,Kon,NEA
1999 Sep 17	14:35:00	BATSE
1999 Sep 17	19:44:59	BATSE
1999 Sep 18	05:33:14	Uly,BATSE,Kon
1999 Sep 19	13:42:17	BATSE,Kon,NEA
1999 Sep 23	16:15:51	Kon
1999 Sep 24	20:53:14	Kon

Table 1—Continued

Date	Universal Time ^a	Observed by ^b
1999 Oct 02	04:10:38	BATSE
1999 Oct 02	22:49:03	BATSE,Kon
1999 Oct 04	06:21:31	BATSE
1999 Oct 04	15:12:37	Kon,NEA
1999 Oct 05	03:29:52	BATSE
1999 Oct 07	06:34:13	Uly,Kon,NEA
1999 Oct 11	01:30:46	BATSE
1999 Oct 11	09:59:30	BATSE,Kon
1999 Oct 11	13:42:46	BATSE
1999 Oct 13	20:38:04	BATSE
1999 Oct 14	21:52:34	Uly,BATSE
1999 Oct 18	19:02:41	BATSE,Kon,NEA
1999 Oct 22	18:32:34	BATSE,Kon
1999 Oct 26	04:33:18	Uly,Kon,NEA
1999 Oct 26	13:02:17	Uly
1999 Oct 30	01:46:04	Uly,BATSE,Kon
1999 Nov 01	03:46:22	Uly
1999 Nov 03	18:42:40	BATSE
1999 Nov 04	17:07:07	Uly,BATSE,Kon,NEA
1999 Nov 05	16:40:44	BATSE,Kon,NEA
1999 Nov 06	19:03:32	Uly,BATSE,Kon,NEA
1999 Nov 08	06:46:05	Uly,BATSE,Kon
1999 Nov 09	21:01:41	Kon
1999 Nov 15	18:48:07	Uly,BATSE,Kon,NEA
1999 Nov 16	14:31:05	Uly,Kon,NEA
1999 Nov 20	05:46:49	Uly,BATSE,Kon
1999 Nov 22	00:06:26	Uly,Kon
1999 Nov 24	06:42:02	Uly,Kon
1999 Nov 24	09:31:10	Uly,Kon,NEA
1999 Nov 29	12:38:07	BATSE,Kon
1999 Nov 30	13:06:58	BATSE,Kon
1999 Dec 05	22:57:41	BATSE

Table 1—Continued

Date	Universal Time ^a	Observed by ^b
1999 Dec 09	15:27:26	Uly,Kon
1999 Dec 16	16:07:01	Uly,BATSE,NEA
1999 Dec 17	06:03:39	BATSE
1999 Dec 21	10:36:36	Uly,Kon,NEA
1999 Dec 26	15:00:05	Uly,Kon,NEA
1999 Dec 26	23:08:59	Kon
2000 Jan 04	01:28:44	Kon
2000 Jan 04	14:26:11	BATSE
2000 Jan 07	18:26:35	Uly,Kon
2000 Jan 07	21:44:33	BATSE
2000 Jan 08	16:48:07	Uly,BATSE,Kon
2000 Jan 09	10:27:14	Uly,BATSE,NEA
2000 Jan 10	04:38:45	Uly,Kon,NEA
2000 Jan 15	14:49:32	Uly,BATSE,Kon,NEA
2000 Jan 19	13:09:33	Kon,NEA
2000 Jan 23	13:49:41	Uly,BATSE,Kon,NEA
2000 Jan 26	06:57:58	BATSE
2000 Feb 05	08:39:52	Uly,BATSE,Kon
2000 Feb 05	12:39:08	Uly,BATSE
2000 Feb 06	02:33:03	Uly,BATSE
2000 Feb 07	23:56:22	Uly,BATSE,Kon
2000 Feb 08	04:21:11	BATSE
2000 Feb 10	08:44:05	Uly,Kon
2000 Feb 11	12:33:44	BATSE
2000 Feb 12	17:06:32	Kon
2000 Feb 14	01:01:00	Uly,Kon
2000 Feb 17	10:47:06	BATSE
2000 Feb 18	16:19:05	Uly,Kon
2000 Feb 22	13:44:26	BATSE
2000 Feb 23	23:13:41	Uly,Kon
2000 Feb 24	22:50:09	BATSE
2000 Feb 25	01:35:29	BATSE,NEA

Table 1—Continued

Date	Universal Time ^a	Observed by ^b
2000 Feb 26	12:51:08	Uly,Kon
2000 Feb 27	21:36:02	BATSE
2000 Mar 01	02:33:54	Uly,BATSE,Kon,NEA
2000 Mar 02	14:22:25	BATSE
2000 Mar 06	18:00:31	Uly,BATSE
2000 Mar 10	15:07:14	BATSE
2000 Mar 12	05:23:54	Uly,BATSE,Kon,NEA
2000 Mar 14	08:51:42	Uly,BATSE,NEA
2000 Mar 17	08:03:27	Kon
2000 Mar 23	09:02:07	Uly,BATSE,Kon,NEA
2000 Mar 27	22:37:57	Uly,Kon,NEA
2000 Mar 30	20:57:29	BATSE
2000 Apr 02	02:55:51	Kon
2000 Apr 02	14:30:58	BATSE,Kon,NEA
2000 Apr 07	03:06:38	BATSE,Kon
2000 Apr 09	15:00:30	BATSE
2000 Apr 11	02:14:02	Kon,NEA
2000 Apr 12	11:42:52	BATSE,Kon
2000 Apr 15	00:16:10	BATSE
2000 Apr 16	14:32:54	BATSE
2000 Apr 18	21:30:17	BATSE
2000 Apr 19	02:12:49	Uly,Kon,NEA
2000 Apr 20	11:44:32	Kon,NEA
2000 Apr 20	14:22:11	Uly,BATSE,Kon,NEA
2000 Apr 20	18:00:40	BATSE,NEA
2000 Apr 21	12:23:34	Uly,BATSE,Kon
2000 Apr 24	09:04:26	BATSE,Kon,NEA
2000 Apr 25	05:25:31	Uly,Kon,NEA
2000 Apr 29	10:07:22	Uly,BATSE,Kon,NEA
2000 May 02	13:18:35	Kon,NEA
2000 May 02	15:00:59	BATSE
2000 May 03	22:49:45	Uly

Table 1—Continued

Date	Universal Time ^a	Observed by ^b
2000 May 06	10:16:42	NEA
2000 May 11	01:11:59	Uly,BATSE,Kon,NEA
2000 May 11	18:02:58	BATSE,Kon
2000 May 16	09:26:05	Uly,Kon,NEA
2000 May 17	05:36:30	BATSE,Kon
2000 May 17	10:02:03	Uly,Kon
2000 May 18	05:41:51	BATSE,Kon,NEA
2000 May 19	08:18:07	Uly,BATSE,Kon,NEA
2000 May 23	19:01:35	Uly
2000 May 28	08:46:24	Uly,Kon
2000 May 29	08:43:12	Uly,Kon,NEA
2000 Jun 12	22:54:41	Uly
2000 Jun 14	08:34:01	Uly,Kon,NEA
2000 Jun 15	06:17:48	Kon
2000 Jun 15	16:32:35	Uly,Kon,NEA
2000 Jun 20	00:54:39	NEA
2000 Jun 20	05:33:33	Uly,Kon,NEA
2000 Jun 21	02:00:51	NEA
2000 Jun 23	01:04:46	Kon,NEA
2000 Jun 29	05:08:51	Kon
2000 Jun 30	00:30:59	Uly,Kon,NEA
2000 Jul 01	00:19:16	Uly,Kon,NEA
2000 Jul 01	07:12:40	Kon,NEA
2000 Jul 04	02:59:33	Kon
2000 Jul 18	20:47:09	Uly,Kon,NEA
2000 Jul 27	19:42:41	Uly,Kon,NEA
2000 Aug 08	18:37:01	Kon
2000 Aug 11	15:30:01	Uly,Kon,NEA
2000 Aug 18	20:09:06	Kon,NEA
2000 Aug 21	02:16:52	Uly,Kon,NEA
2000 Aug 23	07:22:32	Uly,Kon,NEA
2000 Aug 30	23:49:52	Uly,Kon,NEA

Table 1—Continued

Date	Universal Time ^a	Observed by ^b
2000 Sep 03	13:29:04	NEA
2000 Sep 03	23:35:14	NEA
2000 Sep 04	13:18:42	Kon,NEA
2000 Sep 06	21:00:49	Uly,Kon,NEA
2000 Sep 24	16:40:37	Kon,NEA
2000 Oct 04	14:51:26	Uly,Kon,NEA
2000 Oct 11	15:54:48	Uly,Kon,NEA
2000 Oct 13	18:13:38	Uly,Kon,NEA
2000 Oct 15	02:34:12	Uly,Kon,NEA
2000 Oct 15	17:31:12	Kon,NEA
2000 Oct 19	23:59:17	Uly,Kon,NEA
2000 Oct 20	17:17:49	NEA
2000 Oct 22	05:14:53	NEA
2000 Nov 01	21:52:31	NEA
2000 Nov 05	09:49:01	NEA
2000 Nov 07	02:17:09	Uly,Kon,NEA
2000 Nov 15	14:06:41	Kon,HET
2000 Nov 18	08:19:44	Kon,NEA
2000 Nov 18	20:43:36	Kon,NEA
2000 Nov 21	20:57:25	Kon
2000 Dec 04	08:01:09	Uly,Kon,NEA
2000 Dec 06	09:37:01	Uly,Kon,NEA
2000 Dec 06	14:31:58	Kon
2000 Dec 06	21:29:40	Uly,Kon,NEA
2000 Dec 12	09:33:42	Uly,Kon,NEA
2000 Dec 12	14:57:23	Uly,Kon,NEA
2000 Dec 13	23:07:05	Kon
2000 Dec 14	21:03:05	Uly,Kon
2000 Dec 15	04:56:35	Kon
2000 Dec 15	14:34:34	Uly,Kon,NEA
2000 Dec 17	16:20:29	Kon
2000 Dec 19	07:35:29	Uly,Kon,NEA

Table 1—Continued

Date	Universal Time ^a	Observed by ^b
2000 Dec 26	20:14:44	NEA
2000 Dec 28	12:03:14	Kon,NEA
2001 Jan 04	17:21:30	Uly,Kon,NEA
2001 Jan 09	02:38:06	Uly,Kon,NEA
2001 Jan 11	18:43:28	Kon
2001 Jan 14	03:43:52	Kon
2001 Jan 19	00:19:55	Uly,Kon,NEA
2001 Jan 19	10:19:37	Uly,Kon,NEA
2001 Jan 21	17:28:36	Kon
2001 Jan 26	09:10:40	Uly,Kon,HET,NEA,XTE
2001 Jan 27	08:29:18	Uly,Kon,NEA
2001 Feb 08	01:01:24	Kon,NEA
2001 Feb 08	04:08:22	NEA
2001 Feb 08	14:26:17	Kon,NEA
2001 Feb 12	05:09:51	Uly,Kon
2001 Feb 12	17:26:27	Uly,Kon
2001 Feb 13	02:57:23	Uly,Kon
2001 Feb 14	08:48:07	Uly,Kon
2001 Feb 20	19:20:54	Uly
2001 Feb 20	20:31:21	Kon
2001 Feb 20	22:51:04	Kon
2001 Feb 22	07:23:03	Uly,Kon
2001 Feb 26	19:15:13	Uly,Kon
2001 Mar 03	15:15:28	Uly
2001 Mar 04	05:18:51	Uly,Kon
2001 Mar 07	16:27:41	Kon
2001 Mar 08	15:38:57	Uly,Kon
2001 Mar 17	06:28:07	Uly,Kon
2001 Mar 24	11:32:28	Uly,Kon,XTE
2001 Mar 25	06:38:06	Uly,Kon
2001 Mar 26	03:14:56	Uly,Kon,HET
2001 Apr 08	06:45:22	Uly,Kon

Table 1—Continued

Date	Universal Time ^a	Observed by ^b
2001 Apr 11	16:06:07	Uly,Kon
2001 Apr 12	21:46:29	Uly,Kon
2001 Apr 20	22:37:56	Kon
2001 Apr 27	01:38:21	Kon
2001 Apr 27	09:20:04	Uly
2001 Apr 27	18:44:15	Kon,SRS
2001 May 04	02:43:46	Uly,Kon
2001 May 05	06:26:28	Uly
2001 May 07	09:12:11	Kon
2001 May 15	02:20:32	Uly
2001 May 15	18:04:32	Kon
2001 May 17	23:51:33	Uly,MO,Kon
2001 May 22	20:51:48	Uly,Kon
2001 May 28	03:20:25	Kon
2001 Jun 10	11:39:15	Kon
2001 Jun 11	22:06:07	Uly,Kon
2001 Jun 12	02:33:13	Uly,Kon,HET
2001 Jun 19	02:58:26	Uly,Kon
2001 Jun 19	15:17:01	Kon,HET
2001 Jun 23	03:31:15	Uly,MO,Kon
2001 Jun 24	13:35:30	Uly,Kon
2001 Jun 29	12:21:06	Uly,Kon,HET
2001 Jun 29	19:10:57	Uly,MO,Kon
2001 Jul 03	20:30:49	Uly,Kon
2001 Jul 10	14:48:28	Kon
2001 Jul 10	23:34:13	Uly,Kon
2001 Jul 11	02:43:50	Uly,Kon
2001 Jul 15	20:23:41	Uly,Kon
2001 Jul 21	03:56:51	Uly,MO,Kon
2001 Jul 27	12:29:52	Kon
2001 Jul 28	19:24:42	Kon,XTE
2001 Jul 30	11:58:39	Kon

Table 1—Continued

Date	Universal Time ^a	Observed by ^b
2001 Aug 01	18:30:33	Uly,Kon,HET
2001 Aug 02	08:35:20	Uly,Kon
2001 Aug 04	20:13:18	Uly,MO,Kon
2001 Aug 13	09:43:56	Kon
2001 Aug 18	13:53:10	Kon
2001 Aug 20	20:36:13	Kon
2001 Aug 26	18:06:01	Uly,Kon
2001 Sep 10	02:30:51	Kon
2001 Sep 17	07:04:33	Kon
2001 Sep 21	05:15:50	Uly,Kon,HET
2001 Sep 22	17:36:52	Uly,Kon
2001 Sep 23	09:24:29	Uly,Kon,HET
2001 Oct 03	03:34:08	Uly
2001 Nov 04	10:02:03	Uly,Kon
2001 Nov 11	18:24:03	Kon
2001 Nov 15	20:16:17	Uly,Kon,HET
2001 Nov 16	03:35:05	Kon
2001 Nov 21	18:47:08	Uly,MO,Kon
2001 Nov 22	20:51:33	Uly
2001 Dec 14	19:48:23	Kon
2001 Dec 16	02:55:23	Uly,Kon,HET
2001 Dec 21	01:21:00	Uly,Kon
2001 Dec 28	23:19:15	Uly,Kon
2002 Jan 13	02:04:11	Kon,HET
2002 Jan 13	11:02:44	Kon
2002 Jan 19	00:09:57	Kon
2002 Jan 19	04:27:10	Uly,MO,Kon
2002 Feb 08	14:14:12	Uly,Kon
2002 Feb 09	07:49:57	Uly,Kon,HET
2002 Feb 12	22:45:14	Kon
2002 Feb 12	23:32:01	Kon
2002 Feb 21	08:07:43	Uly,MO,Kon,HET

Table 1—Continued

Date	Universal Time ^a	Observed by ^b
2002 Mar 04	01:02:26	Uly,Kon,RHE
2002 Mar 06	18:58:03	Kon,RHE
2002 Mar 09	06:58:05	Uly
2002 Mar 11	01:21:30	Uly,MO,Kon,RHE
2002 Mar 15	15:42:46	Uly,Kon,RHE
2002 Mar 21	04:20:43	Kon
2002 Mar 22	03:51:37	Kon
2002 Mar 27	01:39:13	RHE
2002 Mar 27	02:26:08	Uly,MO,Kon
2002 Mar 29	20:37:49	RHE
2002 Apr 02	07:54:35	Uly,Kon
2002 Apr 05	00:41:34	Uly,MO,Kon
2002 Apr 09	09:27:18	Uly,Kon,RHE
2002 Apr 10	10:41:20	Kon
2002 Apr 13	16:20:14	Uly,MO,Kon,RHE
2002 Apr 17	05:36:17	Uly,Kon,RHE
2002 Apr 18	08:38:33	Uly,MO,Kon
2002 Apr 19	22:25:49	Kon
2002 Apr 26	23:56:14	Kon,RHE

^aUniversal time is the Earth-crossing time of the start of the event

^bDMS: *Defense Meteorological Satellite Program*; HET: *HETE-II*; Kon: *Konus-Wind*; MO: *Mars Odyssey*; NEA: *Near Earth Asteroid Rendezvous mission*; RHE: *Ramaty High Energy Solar Spectroscopic Imager*; SRS: *Stretched Rohini Satellite Series*; Uly: *Ulysses*; XTE: *Rossi X-Ray Timing Explorer*

Table 2. Number of *BeppoSAX* bursts observed by each spacecraft

BATSE	DMSP	HETE	Konus	NEAR	Odyssey	RHESSI	RXTE	SROSS	Ulysses
426	14	14	528	152	13	10	9	5	376

Table 3. Number of *BeppoSAX* bursts in this catalog observed by a total of N experiments, regardless of their distance from Earth

N=1	2	3	4	5	6
0	324	220	196	40	7

Table 4. Number of *BeppoSAX* bursts observed by N interplanetary spacecraft, i.e.,
NEAR, *Mars Odyssey*, and *Ulysses*

<hr/> <hr/>		
N=0	1	2
<hr/>		
362	309	116
<hr/> <hr/>		

Table 5. IPN localization data

Date	UT	BATSE			SAX			HETE			IPN				Ecliptic		Planet			Other					
		α	δ	R	α	δ	R	α	δ	R	α_1	δ_1	R_1	δR_1	β_1	β_2	α	δ	R	α	δ	R			
											α_2	δ_2	R_2	δR_2											
03 Jul 1996	13:42:53	4.6	-7.8	1.0	334.713	-46.652	46.702	.136			
07 Jul 1996	10:16:40	321.0	82.5	1.1	155.435	45.862	50.112	.027			
31 Jul 1996	05:46:01	43.9	12.5	.9	340.144	-41.403	83.839	.012			
01 Aug 1996	11:29:09	340.436	-41.223	78.075	.099	-9.8	10.2			
05 Aug 1996	21:55:57	161.328	40.481	74.569	.012	33.8	53.8	223.8	3.8	66.1			
											161.301	40.450	74.588	.023											
10 Aug 1996	06:56:16	102.000	-11.000	33.000	162.208	39.772	82.350	.004	-48.5	-28.5			
											151.487	9.968	52.713	2.844											
25 Aug 1996	00:23:03	165.211	37.557	57.225	.013	44.3	90.0			
											165.193	37.542	57.249	.009											
12 Sep 1996	13:57:27	95.1	76.9	.6	168.864	35.168	52.499	.021			
13 Sep 1996	23:05:20	182.6	-23.5	.9	169.129	35.010	57.377	.066			
16 Sep 1996	03:56:20	349.567	-34.772	27.503	.194	-44.0	-24.0			
											349.548	-34.761	27.613	.102											
17 Sep 1996	22:22:32	313.9	-33.9	.7	349.881	-34.568	28.471	.094			
21 Sep 1996	15:03:48	345.3	-28.5	.2	350.571	-34.178	5.417	.030			
22 Sep 1996	05:06:07	170.693	34.141	88.302	.034	-77.8	-57.8			
											170.680	34.121	88.277	.016											
22 Sep 1996	05:21:06	350.681	-34.119	79.752	.040	84.1	2.8	63.0			
27 Sep 1996	03:47:18	199.6	74.1	1.0	171.581	33.636	43.728	.162			
06 Oct 1996	08:56:04	274.6	-28.9	1.7	353.186	-32.825	61.298	.077			
15 Oct 1996 ^a	11:53:00	29.000	21.000	19.000	174.681	32.183	85.056	.114	-3.0	17.0	70.500	29.100	12.000			

Table 5—Continued

Date	UT	BATSE			SAX			HETE			IPN				Ecliptic		Planet			Other					
		α	δ	R	α	δ	R	α	δ	R	α_1	δ_1	R_1	δR_1	β_1	β_2	α	δ	R	α	δ	R			
											α_2	δ_2	R_2	δR_2											
22 Oct 1996	19:00:56	159.6	-38.8	.7	175.763	31.721	71.880	.043			
26 Oct 1996	06:11:50	99.3	41.9	.8	176.250	31.545	61.197	.020			
01 Nov 1996	16:07:43	177.059	31.312	74.004	.009	36.8	90.0			
											177.087	31.276	73.993	.011											
22 Nov 1996	21:51:04	359.139	-30.955	83.956	.007	-70.0	-90.0	226.3	-6	66.2			
26 Nov 1996	06:43:19	150.3	36.7	.5	179.381	30.963	23.565	.008			
11 Dec 1996	01:56:12	281.7	54.8	1.0	179.848	31.341	73.909	.053			
28 Dec 1996	00:29:32	160.3	-53.6	.8	179.285	32.266	85.416	.046			
11 Jan 1997	09:44:00	231.3	18.7	.2	232.046	19.598	.030	177.731	33.366	49.981	.024			
17 Jan 1997	14:27:54	280.982	-27.450	81.628	5.546	-20.9	-9	182.0	-9	65.9			
17 Jan 1997	14:46:51	101.000	-74.000	19.000	356.733	-33.887	53.301	.012			
22 Jan 1997	11:41:25	261.000	-45.000	34.000	355.722	-34.315	84.839	.156	-19.0	1.0			
23 Jan 1997 ^a	08:36:37	96.000	51.000	18.000	355.546	-34.387	89.820	.116	14.8	34.8	43.500	42.400	13.000			
24 Jan 1997	12:19:07	355.305	-34.481	18.758	.027	-38.6	-18.6			
											355.397	-34.472	18.832	.049											
28 Jan 1997	23:35:09	28.000	3.000	40.000	354.321	-34.841	61.094	.196	-90.0	-50.0	90.000	-66.500	40.000			
03 Feb 1997	01:31:56	251.000	32.000	23.000	173.099	35.230	66.487	.080	23.5	43.5			
22 Feb 1997 ^a	23:53:28	308.000	-10.000	16.000	167.499	36.331	86.145	.004	23.5	43.5	267.600	19.600	10.000			
											167.515	36.386	86.113	.004											
28 Feb 1997	02:58:01	75.488	11.773	.050	165.945	36.526	83.423	.009			
06 Mar 1997	02:47:39	18.3	21.4	.7	344.110	-36.593	67.351	.124			
07 Mar 1997	19:29:06	349.000	-42.000	25.000	343.624	-36.519	9.858	.084	-31.7	-51.7			

Table 5—Continued

Date	UT	BATSE			SAX			HETE			IPN				Ecliptic		Planet			Other					
		α	δ	R	α	δ	R	α	δ	R	α_1	δ_1	R_1	δR_1	β_1	β_2	α	δ	R	α	δ	R			
											α_2	δ_2	R_2	δR_2											
17 May 1997	09:04:42	112.1	-15.4	.4	151.634	31.067	59.348	.004		
18 May 1997	07:06:23	77.000	17.000	14.000	151.715	30.922	76.411	.056	-9.8	10.2		
26 May 1997	01:52:42	1.1	12.9	1.6	68.653	25.291	64.211	7.846	-4	19.6		
01 Jun 1997	19:19:14	331.850	-29.209	70.881	.003	5.9	25.9	49.4	-1.9	66.0		
											331.797	-29.219	70.836	.005											
03 Jun 1997	09:49:05	105.3	-13.9	1.1	151.858	29.027	62.667	.085		
03 Jun 1997	23:35:00	177.1	62.3	1.1	151.881	28.958	37.101	.036		
04 Jun 1997	19:49:06	96.857	21.537	88.584	3.882	-64.8	-90.0		
08 Jun 1997	13:37:13	120.540	14.322	37.124	10.284	-40.5	-20.5	57.1	1.8	66.1		
11 Jun 1997	08:21:30	78.4	-3.3	1.5	354.641	1.984	78.559	24.842	-29.0	-9.0		
12 Jun 1997	14:28:24	290.2	43.5	.7	332.339	-27.916	80.422	.032		
14 Jun 1997	23:07:42	234.7	62.2	1.0	152.496	27.633	63.710	.088		
16 Jun 1997	18:09:50	20.4	-7.1	.4	332.625	-27.416	49.820	.004		
24 Jun 1997	05:45:05	333.234	-26.521	55.156	.026	19.2	39.2		
24 Jun 1997	06:30:06	333.272	-26.515	45.245	.043	-35.4	-15.4	268.1	-4	65.9		
											333.237	-26.517	45.277	.017											
25 Jun 1997	06:34:42	100.329	18.215	82.616	3.839	-29.0	-9.0		
25 Jun 1997	12:13:06	333.381	-26.368	38.104	.011	.7	20.7		
											333.348	-26.369	38.079	.021											
26 Jun 1997	01:44:02	103.425	17.791	13.216	13.216	-29.0	-9.0		
27 Jun 1997	07:12:46	120.8	42.3	.9	153.515	26.159	33.510	.183		
27 Jun 1997	22:06:50	153.600	26.086	37.584	.007	33.8	53.8	100.0	-2.1	66.2		

Table 5—Continued

Date	UT	BATSE			SAX			HETE			IPN				Ecliptic		Planet			Other					
		α	δ	R	α	δ	R	α	δ	R	α_1	δ_1	R_1	δR_1	β_1	β_2	α	δ	R	α	δ	R			
											α_2	δ_2	R_2	δR_2											
24 Jun 1998	16:07:53	317.096	-19.535	78.606	2.678	-74.8	-54.8			
26 Jun 1998	14:21:30	151.072	9.552	50.793	.151	12.1	90.0	95.3	-4	66.0			
26 Jun 1998	22:39:46	17.6	-73.0	.9	331.097	-9.529	70.259	.084			
27 Jun 1998	04:20:29	159.7	-2	3.2	151.118	9.514	16.198	.140			
27 Jun 1998	12:36:35	180.2	22.8	2.0	151.146	9.488	28.702	.162			
06 Jul 1998	15:59:47	159.7	57.8	2.3	151.981	8.801	49.644	.003			
06 Jul 1998	21:40:38	308.000	-37.000	29.000	332.022	-8.774	30.620	.013	-34.2	-14.2			
											332.004	-8.780	30.616	.012											
13 Jul 1998	03:41:44	119.7	-28.2	5.8	133.888	15.571	42.922	23.675	-33.9	-53.9			
20 Jul 1998	22:16:07	36.000	-28.000	36.000	333.505	-7.647	74.427	.023	-71.1	-51.1			
28 Jul 1998	08:48:35	88.000	-56.000	33.000	154.392	7.010	79.779	.024	-90.0	-76.9	43.6	.3	66.1			
02 Aug 1998	08:01:15	252.6	-32.2	1.4	335.007	-6.571	77.726	.066			
10 Aug 1998	18:35:29	349.9	24.6	.3	336.088	-5.803	26.197	.005			
11 Aug 1998	06:45:08	266.8	3.5	1.2	336.154	-5.758	67.189	.079			
12 Aug 1998	05:16:08	337.3	33.9	2.7	336.276	-5.670	38.173	.061	23.5	43.5			
15 Aug 1998	21:21:57	210.9	-32.2	2.4	156.760	5.329	63.841	.101			
27 Aug 1998	20:10:25	338.369	-4.178	82.650	.002	-3.5	16.5			
											147.064	9.568	84.911	.003											
29 Aug 1998	05:20:49	240.0	-54.2	1.5	158.546	4.047	89.502	.036			
											239.713	-25.432	30.837	.652											
04 Sep 1998	08:42:30	126.0	-53.7	1.9	160.357	4.390	67.146	.932			
12 Sep 1998	15:15:39	351.379	-534	81.918	1.923	-9.8	10.2			

Table 5—Continued

Date	UT	BATSE			SAX			HETE			IPN				Ecliptic		Planet			Other				
		α	δ	R	α	δ	R	α	δ	R	α_1	δ_1	R_1	δR_1	β_1	β_2	α	δ	R	α	δ	R		
											α_2	δ_2	R_2	δR_2										
06 Feb 1999	15:51:01	112.1	60.4	3.6	193.682	20.665	66.381	3.770		
07 Feb 1999	19:21:15	166.000	51.000	25.000	199.192	8.384	36.948	4.502	3.7	23.7		
08 Feb 1999	04:12:44	296.1	-39.4	2.3	332.365	-7.147	46.571	.026		
10 Feb 1999	04:28:14	108.1	50.1	1.5	160.198	-9.924	75.939	.167		
											153.511	6.639	57.736	.364										
16 Feb 1999	01:52:06	316.000	4.000	22.000	35.830	28.606	44.920	44.920	12.1	32.1		
16 Feb 1999	06:29:45	274.9	-40.3	.6	338.818	9.955	78.916	.103		
											336.993	-5.070	67.265	.096										
20 Feb 1999	12:03:17	163.1	55.6	1.6	157.825	-9.939	63.651	.123		
											159.427	3.950	49.577	.151										
26 Feb 1999	08:34:46	244.5	10.7	.8	336.427	9.869	88.595	.194		
08 Mar 1999	03:04:53	48.2	69.2	5.1	41.695	38.799	27.101	6.997		
11 Mar 1999	22:11:45	44.0	19.3	.4	333.213	9.519	69.514	.067		
12 Mar 1999	16:35:42	189.000	9.000	24.000	153.030	-9.500	29.236	.071	-41.0	-20.0		
13 Mar 1999	09:21:52	338.000	52.000	23.000	332.862	9.477	51.888	.004	23.5	90.0		
14 Mar 1999	20:05:12	184.0	-12.9	1.8	152.549	-9.413	31.146	.054		
15 Mar 1999	16:35:30	5.7	-63.0	2.6	23.942	3.767	64.032	4.242	-61.1	-90.0		
20 Mar 1999	23:01:59	5.7	6.7	3.0	356.075	4.037	12.090	.888		
22 Mar 1999	04:03:56	12.5	-68.3	1.7	356.803	4.393	75.151	.066		
30 Mar 1999	19:26:07	160.6	34.3	.9	182.064	-6.936	45.284	.072		
05 Apr 1999 ^a	03:08:19	166.000	-16.000	19.000	185.406	-8.484	34.325	.036	-35.4	-15.4		
											52.785	-21.587	89.452	14.695										

Table 5—Continued

Date	UT	BATSE			SAX			HETE			IPN				Ecliptic		Planet			Other			
		α	δ	R	α	δ	R	α	δ	R	α_1	δ_1	R_1	δR_1	β_1	β_2	α	δ	R	α	δ	R	
											α_2	δ_2	R_2	δR_2									
30 Jun 1999	15:39:18	115.000	-26.000	31.000	147.052	-7.840	58.870	.033	-50.0	-90.0	
											167.753	-18.855	65.369	.059									
04 Jul 1999	17:30:20	184.864	-3.839	.016	147.411	-7.984	37.459	.035	
04 Jul 1999	19:51:59	76.406	28.792	39.435	.071	
05 Jul 1999	16:01:25	79.1	-72.3	.7	77.489	-72.132	.033	147.515	-8.031	76.306	.004	
											167.925	-19.482	71.632	.008									
07 Jul 1999	15:13:21	102.7	-53.0	.9	147.737	-8.132	56.409	.010	
07 Jul 1999	19:39:17	72.4	21.8	1.5	147.758	-8.142	77.589	.088	
											79.321	28.900	7.885	2.350									
12 Jul 1999	07:45:19	126.5	8.6	3.6	148.289	-8.391	28.976	.006	
											83.755	28.947	43.539	.042									
12 Jul 1999	16:43:02	337.957	-73.407	.033	328.333	8.417	82.049	.052	
13 Jul 1999	21:38:18	310.5	-27.3	.8	328.481	8.488	38.529	.010	
14 Jul 1999	18:13:48	231.2	19.7	.6	148.587	-8.538	88.209	.032	
											266.180	-28.914	59.250	.034									
15 Jul 1999	23:59:35	154.4	44.5	2.3	148.743	-8.615	56.966	.253	
18 Jul 1999	12:06:51	286.9	1.3	.9	329.062	8.778	43.828	.275	
20 Jul 1999	08:29:51	189.000	-41.000	35.000	116.515	23.492	70.154	45.058	7.0	25.0	
26 Jul 1999	02:59:33	289.000	77.000	46.000	330.109	9.354	73.907	.109	23.5	90.0	
06 Aug 1999	00:26:13	328.427	-17.060	51.640	51.640	23.5	90.0	
06 Aug 1999	14:28:06	34.0	-74.0	2.5	47.648	-68.114	.050	151.716	-10.254	85.648	.125	
10 Aug 1999	19:44:34	332.344	10.639	88.412	.033	-63.0	-43.0	

Table 5—Continued

Date	UT	BATSE			SAX			HETE			IPN				Ecliptic		Planet			Other					
		α	δ	R	α	δ	R	α	δ	R	α_1	δ_1	R_1	δR_1	β_1	β_2	α	δ	R	α	δ	R			
											α_2	δ_2	R_2	δR_2											
02 Oct 1999	22:49:03	25.2	3.8	2.3	300.510	-16.284	89.271	2.761			
04 Oct 1999 ^a	15:12:37	146.000	18.000	16.000	162.369	6.124	87.440	.020	21.0	66.0	75.000	51.000	10.000			
											135.294	15.067	59.140	6.631											
07 Oct 1999	06:34:13	161.174	-17.863	83.398	.026	-9.0	-29.0			
											159.196	-29.475	83.694	.038											
14 Oct 1999	21:52:34	101.6	12.6	1.7	102.762	11.601	.025	162.232	-19.069	66.132	.011			
18 Oct 1999	19:02:41	224.0	-3.7	1.5	173.680	-.150	51.459	.080			
26 Oct 1999	04:33:18	343.666	21.009	81.588	.034	16.8	36.8			
											333.694	29.885	78.344	.041											
26 Oct 1999	13:02:17	248.979	-89.502	.027	163.713	-21.052	68.711	.244			
30 Oct 1999	01:46:04	123.0	-47.5	1.0	122.580	-48.430	.043	164.123	-21.680	42.338	.341			
01 Nov 1999	03:46:22	25.000	5.000	33.000	344.354	22.060	32.843	.064			
04 Nov 1999	17:07:07	53.1	55.1	.8	344.730	22.714	59.060	.068			
											6.893	7.520	58.963	.073											
05 Nov 1999	16:40:44	167.8	-64.2	2.4	180.754	-66.814	.060	187.654	-7.933	59.028	.030			
06 Nov 1999	19:03:32	39.2	60.6	.9	344.939	23.101	53.740	.073			
											8.506	8.396	56.932	.220											
08 Nov 1999	06:46:05	3.6	-54.9	1.0	345.081	23.380	80.688	.036			
15 Nov 1999	18:48:07	294.2	40.4	.6	345.725	24.826	45.196	.041			
											15.459	12.071	75.420	.096											
16 Nov 1999	14:31:05	267.000	-71.000	19.000	165.806	-24.986	66.022	.017	-61.2	-41.2			
											146.839	-29.170	69.056	.042											

Table 5—Continued

Date	UT	BATSE			SAX			HETE			IPN				Ecliptic		Planet			Other				
		α	δ	R	α	δ	R	α	δ	R	α_1	δ_1	R_1	δR_1	β_1	β_2	α	δ	R	α	δ	R		
											α_2	δ_2	R_2	δR_2										
											283.768	-32.141	77.432	.027										
14 Mar 2000	08:51:42	137.7	50.7	1.7	141.197	-42.150	89.988	.073	
23 Mar 2000	09:02:07	190.7	48.1	1.0	317.802	41.365	77.623	.112	
											110.381	31.548	62.193	.259										
27 Mar 2000	22:37:57	316.000	55.000	25.000	316.394	40.841	4.501	3.378	33.8	90.0	
											308.190	19.811	26.137	.694										
02 Apr 2000	14:30:58	343.5	6.7	.8	314.550	40.141	41.782	.109	
											295.871	-30.839	57.853	.096										
11 Apr 2000	02:14:02	299.970	-30.167	45.385	.098	-4	19.6	
12 Apr 2000	11:42:52	201.4	-59.8	3.7	192.120	-1.258	64.437	10.700	-53.0	-90.0	
19 Apr 2000	02:12:49	311.003	37.799	17.437	.144	
											308.584	19.768	33.293	.092										
20 Apr 2000	11:44:32	36.000	27.000	26.000	303.761	-29.409	89.635	.045	2.0	22.0	
											34.108	8.111	25.912	3.341										
20 Apr 2000	14:22:11	129.3	-14.6	.4	130.682	-37.577	22.393	.042	
											124.020	29.375	44.927	.102										
20 Apr 2000	18:00:40	313.8	-63.0	2.8	304.076	-29.366	33.914	.161	
21 Apr 2000	12:23:34	174.9	17.0	3.1	130.548	-37.446	67.930	.346	
24 Apr 2000	09:04:26	233.1	71.8	1.4	125.454	29.060	67.301	.197	
25 Apr 2000	05:25:31	315.000	-47.000	34.000	130.156	-36.926	67.168	.077	-79.0	-59.0	
29 Apr 2000	10:07:22	100.2	-4.8	.6	98.340	-4.420	.200	129.641	-36.327	42.960	.036	-39.6	-19.6	
											127.210	28.643	43.169	.056										

Table 5—Continued

Date	UT	BATSE			SAX			HETE			IPN				Ecliptic		Planet			Other		
		α	δ	R	α	δ	R	α	δ	R	α_1	δ_1	R_1	δR_1	β_1	β_2	α	δ	R	α	δ	R
											α_2	δ_2	R_2	δR_2								
03 Sep 2000	13:29:04	105.529	19.743	66.498	.125
03 Sep 2000 ^a	23:35:14	11.000	-23.000	21.000	105.529	19.743	66.498	.125	49.300	-17.100	10.000
04 Sep 2000	13:18:42	12.000	5.000	22.000	105.331	19.706	77.630	.048	-20.0	-37.0	31.200	-7.100	10.000
06 Sep 2000	21:00:49	272.000	47.000	34.000	331.254	40.901	32.324	.034	55.0	90.0
											318.968	29.348	34.864	.039								
24 Sep 2000	16:40:37	48.000	-39.000	40.000	288.130	-17.871	63.065	.116	-35.0	-90.0
04 Oct 2000	14:51:26	160.954	-48.930	45.700	.010	-49.2	-29.2
											142.413	-33.358	66.500	.007								
11 Oct 2000	15:54:48	275.768	-50.899	.033	163.577	-51.280	62.840	.039
											143.394	-34.531	84.881	.035								
13 Oct 2000	18:13:38	203.000	-44.000	22.000	164.663	-52.181	19.869	.208	-25.6	-45.6
											143.704	-34.884	33.562	.059								
15 Oct 2000	02:34:12	345.041	52.547	64.447	.128	-4	19.6
											323.899	35.121	41.561	.099								
15 Oct 2000	17:31:12	114.292	16.000	62.188	.142	-64.8	-90.0
19 Oct 2000	23:59:17	257.930	35.340	.300	347.422	54.578	61.609	.007	44.3	64.3
											324.638	35.994	53.066	.014								
20 Oct 2000	17:17:49	116.047	15.475	24.422	2.165
22 Oct 2000 ^a	05:14:53	275.000	-79.000	23.000	116.612	15.324	80.562	.351	96.500	-59.000	16.000
01 Nov 2000 ^a	21:52:31	119.000	42.000	27.000	120.929	14.154	87.370	.527	220.2	-6	66.7
05 Nov 2000	09:49:01	302.436	-13.740	33.950	.751
07 Nov 2000	02:17:09	357.074	62.257	70.971	.054	-20.9	-9

Table 5—Continued

Date	UT	BATSE			SAX			HETE			IPN				Ecliptic		Planet			Other					
		α	δ	R	α	δ	R	α	δ	R	α_1	δ_1	R_1	δR_1	β_1	β_2	α	δ	R	α	δ	R			
											α_2	δ_2	R_2	δR_2											
											327.673	39.536	87.304	.070											
15 Nov 2000 ^a	14:06:41	34.000	-7.000	21.000	35.476	10.449	57.783	9.966	-49.2	-29.2			
18 Nov 2000	08:19:44	42.000	-2.000	22.000	128.329	12.043	64.919	.225	-29.0	-9.0			
18 Nov 2000 ^a	20:43:36	171.000	-76.000	22.000	308.578	-11.970	55.681	.431	-54.5	-34.5	318.000	-45.000	36.000			
04 Dec 2000	08:01:09	25.338	74.774	62.454	.013	-3.5	16.5			
											333.554	45.945	64.670	.022											
06 Dec 2000	09:37:01	49.000	-36.000	33.000	317.270	-9.207	75.200	.099			
06 Dec 2000	21:29:40	209.000	-49.000	27.000	210.215	-75.837	15.857	.875	-51.7	-31.7			
											317.455	-9.103	84.056	.389											
12 Dec 2000	09:33:42	7.000	-74.000	43.000	320.281	-8.127	49.880	.116	-47.1	-27.1	291.300	-52.000	5.000			
											223.321	-77.840	35.000	.315											
12 Dec 2000	14:57:23	102.400	36.440	.100	43.975	77.912	48.055	.008	-2.0	18.0			
											335.835	48.194	82.960	.016											
14 Dec 2000	21:03:05	230.574	-78.552	69.540	.073	-60.0	30.0	238.0	-1.9	66.8			
											169.926	7.807	89.668	18.203											
15 Dec 2000	14:34:34	298.000	-17.000	13.000	232.872	-78.732	73.658	.286	-9.8	10.2			
											336.729	49.035	67.133	.059											
19 Dec 2000	07:35:29	50.000	56.000	36.000	65.588	79.393	17.186	.579	38.4	58.4			
											337.920	50.116	23.437	.215											
26 Dec 2000	20:14:44	350.000	-39.000	26.000	328.179	-5.297	52.074	.146			
28 Dec 2000	12:03:14	148.909	4.959	72.102	.048	-63.3	-43.3			
											186.842	1.360	64.409	4.055											

Table 5—Continued

Date	UT	BATSE			SAX			HETE			IPN				Ecliptic		Planet			Other					
		α	δ	R	α	δ	R	α	δ	R	α_1	δ_1	R_1	δR_1	β_1	β_2	α	δ	R	α	δ	R			
											α_2	δ_2	R_2	δR_2											
04 Jan 2001	17:21:30	340.000	58.000	40.000	120.139	76.462	39.607	.023	20.0	90.0	317.369	63.512	1.000			
											344.357	55.248	15.860	.102											
09 Jan 2001	02:38:06	309.478	-74.474	25.610	.014	-41.4	-21.4			
											166.516	-56.710	72.031	.010											
19 Jan 2001	00:19:55	150.000	12.000	21.000	144.761	69.068	41.330	.089	-2.0	18.0			
											352.424	60.131	86.769	.278											
19 Jan 2001	10:19:37	324.620	-68.945	85.955	.006	16.8	36.8			
											352.700	60.273	69.372	.025											
21 Jan 2001	17:28:36	141.000	-45.000	40.000	211.931	-8.674	82.099	1.771	-56.9	-36.9			
26 Jan 2001	09:10:40	151.507	64.894	20.901	.221	33.8	53.8			
											358.044	62.712	67.295	.077											
27 Jan 2001	08:29:18	152.797	64.225	85.096	.049	-22.7	-2.7			
											358.877	63.047	72.762	.104											
08 Feb 2001	01:01:24	353.657	5.149	83.444	.248	23.5	90.0			
08 Feb 2001	04:08:22	33.000	48.000	35.000	353.741	5.184	69.972	.260			
08 Feb 2001 ^a	14:26:17	131.000	39.000	48.000	354.008	5.298	62.842	.105	-12.3	7.7	56.500	17.000	11.000			
12 Feb 2001	05:09:51	342.922	-54.826	21.892	.543	-46.4	-26.4			
12 Feb 2001	17:26:27	219.000	47.000	30.000	163.196	54.510	20.791	.281	32.5	52.5			
13 Feb 2001	02:57:23	257.300	39.260	.250	163.409	54.275	61.086	.057	40.2	90.0			
14 Feb 2001	08:48:07	265.242	48.577	.017	164.063	53.532	58.287	.208	29.0	90.0			
20 Feb 2001	19:20:54	315.000	2.000	26.000	347.308	-49.753	59.914	.596			
22 Feb 2001	07:23:03	223.051	43.012	.042	167.911	48.821	37.940	.010	27.4	47.4			

Table 5—Continued

Date	UT	BATSE			SAX			HETE			IPN				Ecliptic		Planet			Other					
		α	δ	R	α	δ	R	α	δ	R	α_1	δ_1	R_1	δR_1	β_1	β_2	α	δ	R	α	δ	R			
											α_2	δ_2	R_2	δR_2											
26 Feb 2001	19:15:13	242.000	-64.000	30.000	349.839	-46.273	69.107	.058	-47.1	-27.1			
03 Mar 2001	15:15:28	294.000	55.000	35.000	171.708	43.498	52.091	.644			
04 Mar 2001	05:18:51	316.590	53.210	1.000	172.052	43.088	78.976	.051	33.8	90.0			
08 Mar 2001	15:38:57	37.000	-60.000	30.000	353.696	-40.581	30.819	.015	-61.2	-81.2	27.800	-58.900	4.200			
17 Mar 2001	06:28:07	33.000	-5.000	24.000	356.603	-35.755	53.931	.008	-9.8	10.2			
24 Mar 2001	11:32:28	178.537	31.825	63.602	.070	-3.8	16.2	107.774	20.091	.130			
25 Mar 2001	06:38:06	19.000	25.000	19.000	358.769	-31.391	58.792	.096	-4	19.6			
26 Mar 2001	03:14:56	179.284	30.842	81.704	.010	-64.6	-44.6			
											179.013	30.912	81.620	.007											
08 Apr 2001	06:45:22	2.826	-23.575	27.619	.017	-9.8	10.2			
11 Apr 2001	16:06:07	218.000	-11.000	36.000	183.383	21.740	49.294	.059	-9.8	10.2			
12 Apr 2001	21:46:29	294.913	13.618	.100	3.687	-21.050	75.857	.015	23.5	43.5			
20 Apr 2001	22:37:56	159.000	-3.000	33.000	125.020	20.419	40.909	13.865	-2.0	18.0			
27 Apr 2001	09:20:04	319.000	24.000	23.000	7.025	-12.705	57.994	.022			
27 Apr 2001	18:44:15	312.167	-19.130	50.584	.707	-54.5	-34.5			
04 May 2001	02:43:46	16.000	-33.000	17.000	8.675	-8.574	9.260	.223	-26.1	-6.1			
05 May 2001	06:26:28	41.000	10.000	39.000	8.701	-7.914	51.021	.159			
15 May 2001	02:20:32	22.000	-7.000	27.000	10.680	-1.558	10.400	.115			
15 May 2001	18:04:32	338.552	-12.003	59.172	59.172			
17 May 2001	23:51:33	191.241	-.424	69.867	.203	2.0	12.0	151.0	-2.0	67.0			
22 May 2001	20:51:48	257.000	-39.000	26.000	192.166	-3.867	77.723	.134	-28.5	-48.5			
11 Jun 2001	22:06:07	15.501	19.932	87.945	.067	-77.8	-57.8	266.0	-4.0	65.0			

Table 5—Continued

Date	UT	BATSE			SAX			HETE			IPN				Ecliptic		Planet			Other					
		α	δ	R	α	δ	R	α	δ	R	α_1	δ_1	R_1	δR_1	β_1	β_2	α	δ	R	α	δ	R			
											α_2	δ_2	R_2	δR_2											
											117.662	21.864	77.061	10.011											
12 Jun 2001	02:33:13	270.823	-32.134	1.200	195.706	-20.176	67.085	.037	-20.9	-.9			
19 Jun 2001 ^a	02:58:26	123.000	-64.000	20.000	196.609	-26.592	31.844	.110	-37.0	-51.0	163.000	-42.600	4.000			
											151.631	14.654	58.218	3.277											
19 Jun 2001	15:17:01	333.322	-13.980	54.064	1.092	.4	20.4	84.7	-1.3	66.2	267.600	-25.100	60.000			
23 Jun 2001	03:31:15	321.000	28.000	44.000	17.196	30.517	56.140	.764	29.0	49.0			
24 Jun 2001 ^a	13:35:30	38.000	-83.000	22.000	197.394	-31.950	35.041	.017	-64.0	-44.0	160.000	-54.750	5.000			
											197.581	-32.129	34.998	.017											
29 Jun 2001	12:21:06	248.158	-18.723	.250	198.213	-37.276	47.033	.094	-9.8	10.2			
29 Jun 2001	19:10:57	94.000	11.000	20.000	18.079	37.344	62.818	.092	-16.9	3.1			
											23.370	38.130	58.650	.135											
03 Jul 2001	20:30:49	18.693	41.942	30.699	.259	29.0	90.0			
10 Jul 2001	23:34:13	149.000	27.000	25.000	19.150	49.527	80.931	.011	3.7	23.7			
											19.257	49.859	80.646	.018											
11 Jul 2001	02:43:50	19.158	49.671	55.059	.622	33.8	90.0			
15 Jul 2001	20:23:41	19.398	55.349	47.271	.243			
21 Jul 2001	03:56:51	118.000	17.000	29.000	19.179	61.337	76.157	.018	-10.0	8.0			
											32.631	57.679	69.058	.014											
01 Aug 2001	18:30:33	195.532	-73.857	87.355	.013	12.1	32.1	318.0	-1.0	67.0			
											195.901	-73.436	86.920	.010											
02 Aug 2001	08:35:20	177.000	12.000	19.000	195.517	-74.035	78.991	.023	-1.4	18.6	278.0	-3.0	67.0			
											195.110	-74.455	79.396	.017											

Table 5—Continued

Date	UT	BATSE			SAX			HETE			IPN				Ecliptic		Planet			Other					
		α	δ	R	α	δ	R	α	δ	R	α_1	δ_1	R_1	δR_1	β_1	β_2	α	δ	R	α	δ	R			
											α_2	δ_2	R_2	δR_2											
04 Aug 2001	20:13:18	13.425	76.516	62.501	.093	-.8	19.2	149.0	-1.0	67.0			
											44.729	69.670	61.088	.079											
13 Aug 2001	09:43:56	216.731	-10.806	82.382	7.343	-63.0	-43.0			
18 Aug 2001	13:53:10	328.000	-2.000	19.000	40.870	12.258	58.473	1.798	8.6	28.6			
26 Aug 2001	18:06:01	299.000	41.000	34.000	245.530	82.247	39.533	.580	37.0	79.0			
											49.583	15.317	46.751	22.715											
21 Sep 2001	05:15:50	343.923	40.951	2.150	232.347	67.603	59.998	.151			
22 Sep 2001	17:36:52	232.767	66.963	82.296	.010	5.0	15.0			
											232.460	66.941	82.315	.008											
23 Sep 2001 ^a	09:24:29	320.000	24.000	25.000	232.819	66.685	65.321	.024	30.0	90.0			
											232.521	66.660	65.430	.012											
03 Oct 2001	03:34:08	233.859	62.949	28.380	.569			
04 Nov 2001	10:02:03	190.000	-5.000	32.000	241.227	55.915	76.062	.271			
15 Nov 2001	20:16:17	244.359	55.057	59.481	.007	45.0	72.0			
											244.316	55.082	59.445	.007											
21 Nov 2001	18:47:08	173.606	-76.027	.033	320.591	-17.068	84.758	.020	-68.8	-48.8			
22 Nov 2001	20:51:33	246.267	54.962	25.264	.046	257.5	3.6	67.5			
14 Dec 2001	19:48:23	182.542	4.031	38.524	18.295	23.5	43.5	283.0	-3.9	68.0			
16 Dec 2001	02:55:23	253.050	56.662	66.185	.121	12.0	52.0	284.9	.7	66.0			
											4.524	-2.966	65.798	3.633											
21 Dec 2001	01:21:00	254.424	57.445	47.325	.054	35.0	45.0	236.4	-3.9	66.5			
28 Dec 2001	23:19:15	256.637	58.956	43.122	.017	33.8	90.0			

Table 5—Continued

Date	UT	BATSE			SAX			HETE			IPN				Ecliptic		Planet			Other					
		α	δ	R	α	δ	R	α	δ	R	α_1	δ_1	R_1	δR_1	β_1	β_2	α	δ	R	α	δ	R			
											α_2	δ_2	R_2	δR_2											
											256.237	58.837	42.942	.017											
13 Jan 2002	02:04:11	84.000	52.000	41.000	29.920	8.403	87.953	1.104	12.1	32.1			
13 Jan 2002	11:02:44	209.984	-8.569	66.692	13.680	23.5	90.0	101.2	-3.3	67.9			
19 Jan 2002	00:09:57	213.975	-10.032	61.994	41.245	12.1	32.1	312.1	-1.1	67.8			
19 Jan 2002	04:27:10	125.000	4.000	33.000	211.072	47.352	84.269	.068	-8.3	-28.3			
											81.696	-64.603	73.682	.027											
08 Feb 2002	14:14:12	264.063	71.840	61.899	.018	16.8	36.8			
											263.532	71.595	61.678	.022											
09 Feb 2002	07:49:57	205.000	-51.000	42.000	84.040	-72.126	29.284	.091	-80.0	-50.0			
											228.401	-15.435	74.240	1.400											
21 Feb 2002	08:07:43	261.985	76.891	64.953	.024	2.0	22.0	48.700	36.300	1.000			
											35.840	-45.406	82.517	.022											
04 Mar 2002	01:02:26	253.956	81.071	18.113	.048	45.0	75.0	155.7	1.4	68.3			
											253.892	80.871	17.950	.041											
06 Mar 2002	18:58:03	225.347	-22.113	59.314	.752	161.8	2.9	68.0			
09 Mar 2002	06:58:05	351.000	-56.000	19.000	65.267	-82.730	33.911	.756			
11 Mar 2002	01:21:30	57.000	54.000	20.000	240.648	83.431	35.343	.018	25.1	45.1			
											217.917	45.150	71.065	.018											
15 Mar 2002	15:42:46	226.336	84.444	55.259	.159			
27 Mar 2002 ^a	02:26:08	337.000	60.000	32.000	175.897	84.164	55.624	.033	15.8	35.8			
											39.489	-45.369	83.970	.077											
02 Apr 2002	07:54:35	339.861	-82.462	46.424	.043	-42.3	-22.3	279.6	.8	68.3			

Table 5—Continued

Date	UT	BATSE			SAX			HETE			IPN				Ecliptic		Planet			Other					
		α	δ	R	α	δ	R	α	δ	R	α_1	δ_1	R_1	δR_1	β_1	β_2	α	δ	R	α	δ	R			
											α_2	δ_2	R_2	δR_2											
											339.311	-82.485	46.493	.032											
05 Apr 2002	00:41:34	220.227	45.674	77.678	.020	-6.8	-26.8	316.6	5.9	64.0			
											334.811	-81.573	63.719	.013											
09 Apr 2002	09:27:18	151.000	53.000	46.000	149.794	80.004	49.175	.397			
13 Apr 2002	16:20:14	3.000	...	30.000	327.093	-78.480	75.263	.005	-2.7	-22.7			
											40.831	-46.090	44.921	.014											
17 Apr 2002	05:36:17	349.000	-44.000	27.000	325.339	-77.154	35.955	.046	-55.0	-35.0	100.7	-3.1	68.5			
											325.022	-77.048	36.034	.052											
18 Apr 2002	08:38:33	324.911	-76.733	53.616	.023	-60.0	-90.0	199.4	3.3	68.5			
											41.114	-46.366	50.913	.016											
26 Apr 2002	23:56:14	143.000	76.000	27.000	130.600	21.352	45.414	1.908	-4	90.0			

^aIPN annulus does not include *BeppoSAX* localization

Table 6. Error box areas

Date	Universal Time	Area, square degrees
03 Jul 1996	13:42:53	1.09E+00
07 Jul 1996	10:16:40	1.63E-01
31 Jul 1996	05:46:01	9.28E+00
01 Aug 1996	11:29:09	1.01E+01
05 Aug 1996	21:55:57	5.83E-01
10 Aug 1996	06:56:16	3.75E-02
25 Aug 1996	00:23:03	1.49E+00
12 Sep 1996	13:57:27	1.54E-01
13 Sep 1996	23:05:20	4.32E+01
16 Sep 1996	03:56:20	8.21E+00
17 Sep 1996	22:22:32	5.23E-01
21 Sep 1996	15:03:48	2.20E+00
22 Sep 1996	05:06:07	9.57E-01
22 Sep 1996	05:21:06	2.01E+01
27 Sep 1996	03:47:18	1.14E+00
06 Oct 1996	08:56:04	5.25E+01
15 Oct 1996	11:53:00	5.53E+00
22 Oct 1996	19:00:56	3.25E-01
26 Oct 1996	06:11:50	1.43E-01
01 Nov 1996	16:07:43	4.44E-01
22 Nov 1996	21:51:04	4.02E+00
26 Nov 1996	06:43:19	4.14E-02
11 Dec 1996	01:56:12	3.96E+01
28 Dec 1996	00:29:32	3.57E+01
11 Jan 1997	09:44:00	1.21E-03
17 Jan 1997	14:27:54	2.40E+02
17 Jan 1997	14:46:51	8.53E-01
22 Jan 1997	11:41:25	7.73E+00
23 Jan 1997	08:36:37	6.00E+00
24 Jan 1997	12:19:07	1.21E+00
28 Jan 1997	23:35:09	3.42E+01
03 Feb 1997	01:31:56	2.31E+00

Table 6—Continued

Date	Universal Time	Area, square degrees
22 Feb 1997	23:53:28	4.81E-02
28 Feb 1997	02:58:01	1.33E-03
06 Mar 1997	02:47:39	7.59E-01
07 Mar 1997	19:29:06	3.68E+00
13 Mar 1997	09:45:58	2.14E+00
15 Mar 1997	15:40:54	1.79E-02
15 Mar 1997	22:09:19	1.38E+00
30 Mar 1997	08:58:52	4.79E+00
30 Mar 1997	12:13:11	4.05E+01
02 Apr 1997	22:19:38	6.14E-04
05 Apr 1997	03:41:59	3.66E-01
05 Apr 1997	04:55:02	1.28E+03
06 Apr 1997	00:17:38	1.40E+00
06 Apr 1997	06:19:44	1.24E+02
06 Apr 1997	07:04:56	4.80E+00
16 Apr 1997	23:13:58	6.48E+00
17 Apr 1997	00:23:05	1.95E+00
19 Apr 1997	06:12:14	4.41E+01
20 Apr 1997	20:14:02	1.98E-02
27 Apr 1997	12:41:59	1.32E+02
29 Apr 1997	11:36:24	4.36E-02
06 May 1997	15:41:47	1.35E-01
08 May 1997	21:41:47	9.09E+01
09 May 1997	13:23:26	4.16E-01
17 May 1997	09:04:42	2.60E-02
18 May 1997	07:06:23	1.56E+00
26 May 1997	01:52:42	1.64E+01
01 Jun 1997	19:19:14	1.26E-01
03 Jun 1997	09:49:05	6.89E-01
03 Jun 1997	23:35:00	3.03E-01
04 Jun 1997	19:49:06	4.20E+02
08 Jun 1997	13:37:13	5.26E+02

Table 6—Continued

Date	Universal Time	Area, square degrees
11 Jun 1997	08:21:30	1.52E+01
12 Jun 1997	14:28:24	2.15E-01
14 Jun 1997	23:07:42	4.35E-01
16 Jun 1997	18:09:50	2.81E-02
24 Jun 1997	05:45:05	3.75E+00
24 Jun 1997	06:30:06	7.50E-01
25 Jun 1997	06:34:42	3.33E+02
25 Jun 1997	12:13:06	6.86E-01
26 Jun 1997	01:44:02	8.80E+02
27 Jun 1997	07:12:46	7.86E+01
27 Jun 1997	22:06:50	3.79E-01
28 Jun 1997	03:27:50	2.76E+00
29 Jun 1997	14:16:39	7.77E+01
04 Jul 1997	01:08:16	4.95E-02
06 Jul 1997	21:39:57	2.04E+00
15 Jul 1997	14:21:11	1.00E-01
15 Aug 1997	12:07:04	1.44E-01
16 Aug 1997	02:17:44	8.26E-02
21 Aug 1997	10:59:23	5.42E+00
24 Aug 1997	18:34:44	1.72E-01
25 Aug 1997	22:02:59	1.42E+00
31 Aug 1997	17:39:30	6.80E-01
19 Sep 1997	18:14:29	2.97E-02
19 Sep 1997	22:10:16	4.35E-01
22 Sep 1997	02:25:57	4.26E-03
23 Sep 1997	11:39:20	3.43E-03
05 Oct 1997	01:15:55	8.26E-01
07 Oct 1997	15:56:02	1.66E+00
09 Oct 1997	18:56:55	4.30E-02
19 Oct 1997	14:55:53	1.29E+00
22 Oct 1997	11:57:18	1.46E+01
23 Oct 1997	05:43:29	2.48E+03

Table 6—Continued

Date	Universal Time	Area, square degrees
27 Oct 1997	02:43:31	8.61E+00
29 Oct 1997	01:28:38	1.52E-01
10 Nov 1997	18:53:26	1.75E-02
14 Nov 1997	12:21:04	1.79E-01
27 Nov 1997	00:04:42	5.34E-01
07 Dec 1997	20:03:52	4.03E-02
07 Dec 1997	20:58:12	1.14E+00
08 Dec 1997	04:47:12	3.42E+00
08 Dec 1997	07:48:12	2.58E-01
10 Dec 1997	07:43:33	4.07E-01
14 Dec 1997	23:20:41	8.10E-04
16 Dec 1997	15:13:46	8.21E+00
18 Dec 1997	12:42:44	7.22E+02
19 Dec 1997	22:12:54	1.61E+00
20 Dec 1997	04:06:33	3.67E+00
23 Dec 1997	09:35:00	5.13E+01
23 Dec 1997	10:36:21	1.16E+00
27 Dec 1997	08:23:06	1.96E-03
30 Dec 1997	23:15:47	7.48E-01
02 Jan 1998	19:31:50	3.38E+02
03 Jan 1998	10:38:42	9.44E-01
05 Jan 1998	00:44:41	9.29E-03
09 Jan 1998	01:12:25	5.28E-02
24 Jan 1998	06:36:03	3.14E-02
27 Jan 1998	00:58:52	4.28E-01
29 Jan 1998	15:19:43	1.97E+02
03 Feb 1998	14:21:06	4.35E-01
03 Feb 1998	22:44:24	4.48E-02
05 Feb 1998	05:29:44	7.69E-02
08 Feb 1998	12:50:59	6.96E-02
22 Feb 1998	02:25:34	2.56E-01
28 Feb 1998	23:11:39	7.95E+00

Table 6—Continued

Date	Universal Time	Area, square degrees
06 Mar 1998	09:33:02	1.29E-01
06 Mar 1998	17:34:11	1.00E+01
10 Mar 1998	13:57:41	2.62E-02
10 Mar 1998	15:50:47	8.70E+01
15 Mar 1998	07:24:00	1.00E+02
21 Mar 1998	06:06:11	1.53E+00
26 Mar 1998	21:18:53	2.58E-02
29 Mar 1998	03:44:38	5.55E-04
30 Mar 1998	00:01:33	3.07E+00
01 Apr 1998	04:31:53	1.54E-01
03 Apr 1998	23:15:51	1.52E+00
09 Apr 1998	02:08:32	3.83E+00
20 Apr 1998	10:06:52	8.55E-01
25 Apr 1998	21:49:08	5.63E-02
28 Apr 1998	20:10:08	6.53E-01
08 May 1998	04:07:28	3.22E+00
16 May 1998	11:23:37	2.21E-02
19 May 1998	03:43:32	3.34E+00
19 May 1998	12:20:12	6.17E-03
20 May 1998	19:12:15	2.10E+00
23 May 1998	02:23:32	8.45E-01
31 May 1998	07:42:42	1.93E+00
05 Jun 1998	14:12:10	2.25E+01
10 Jun 1998	19:52:28	1.50E+02
15 Jun 1998	10:12:16	1.56E-01
16 Jun 1998	13:28:55	2.29E-01
17 Jun 1998	02:51:51	2.20E-01
19 Jun 1998	13:12:12	2.92E+03
22 Jun 1998	20:21:39	2.21E+00
24 Jun 1998	16:07:53	2.48E+02
26 Jun 1998	14:21:30	2.64E+01
26 Jun 1998	22:39:46	5.22E-01

Table 6—Continued

Date	Universal Time	Area, square degrees
27 Jun 1998	04:20:29	9.97E-01
27 Jun 1998	12:36:35	9.57E-01
06 Jul 1998	15:59:47	3.59E-02
06 Jul 1998	21:40:38	5.90E-01
13 Jul 1998	03:41:44	1.15E+02
20 Jul 1998	22:16:07	1.42E+00
28 Jul 1998	08:48:35	1.15E+00
02 Aug 1998	08:01:15	5.01E+01
10 Aug 1998	18:35:29	1.72E+00
11 Aug 1998	06:45:08	5.66E+01
12 Aug 1998	05:16:08	7.27E-01
15 Aug 1998	21:21:57	1.25E+00
27 Aug 1998	20:10:25	6.63E-03
29 Aug 1998	05:20:49	4.54E-02
04 Sep 1998	08:42:30	3.36E+00
12 Sep 1998	15:15:39	1.34E+00
25 Sep 1998	20:04:45	9.69E-01
05 Oct 1998	18:00:26	2.74E-01
09 Oct 1998	05:45:32	1.26E-01
19 Oct 1998	22:06:45	4.04E-01
22 Oct 1998	18:02:02	1.60E-03
04 Nov 1998	17:17:18	6.80E+02
07 Nov 1998	00:12:59	2.33E-04
11 Nov 1998	11:29:31	1.12E-02
12 Nov 1998	03:55:45	8.97E+00
13 Nov 1998	12:38:55	3.80E-01
21 Nov 1998	01:26:17	5.16E-01
25 Nov 1998	08:26:25	7.29E-02
25 Nov 1998	21:06:21	6.53E-02
26 Nov 1998	17:21:19	2.36E-02
03 Dec 1998	00:59:12	4.15E-01
03 Dec 1998	07:17:40	6.68E-02

Table 6—Continued

Date	Universal Time	Area, square degrees
15 Dec 1998	12:43:41	9.11E+00
19 Dec 1998	18:04:55	2.27E-01
20 Dec 1998	21:52:26	2.52E-02
21 Dec 1998	02:30:57	7.81E+00
26 Dec 1998	10:47:04	2.31E+00
02 Jan 1999	05:06:36	1.59E+00
02 Jan 1999	13:51:58	9.35E+01
04 Jan 1999	16:02:33	3.84E-02
11 Jan 1999	17:58:29	3.78E-01
17 Jan 1999	23:36:16	1.90E+00
18 Jan 1999	03:12:42	9.21E+01
23 Jan 1999	09:46:56	1.52E-03
26 Jan 1999	14:24:03	1.58E+01
28 Jan 1999	10:20:52	5.06E-02
31 Jan 1999	19:26:42	1.73E+00
06 Feb 1999	15:51:01	3.83E+01
07 Feb 1999	19:21:15	5.29E+01
08 Feb 1999	04:12:44	3.04E-01
10 Feb 1999	04:28:14	1.23E-02
16 Feb 1999	01:52:06	6.01E+02
16 Feb 1999	06:29:45	9.86E-02
20 Feb 1999	12:03:17	2.87E-01
26 Feb 1999	08:34:46	7.88E-01
08 Mar 1999	03:04:53	8.41E+01
11 Mar 1999	22:11:45	4.28E-01
12 Mar 1999	16:35:42	6.97E+00
13 Mar 1999	09:21:52	4.43E-01
14 Mar 1999	20:05:12	5.67E-01
15 Mar 1999	16:35:30	3.22E+02
20 Mar 1999	23:01:59	1.07E+01
22 Mar 1999	04:03:56	4.94E-01
30 Mar 1999	19:26:07	5.22E-01

Table 6—Continued

Date	Universal Time	Area, square degrees
05 Apr 1999	03:08:19	1.91E+00
11 Apr 1999	04:25:31	9.72E-01
02 May 1999	09:15:42	1.39E-01
04 May 1999	18:46:26	1.89E+00
06 May 1999	11:23:31	3.71E-03
10 May 1999	08:49:06	6.86E-04
16 May 1999	23:54:23	2.76E-03
18 May 1999	17:18:45	1.50E-02
21 May 1999	23:12:50	9.97E-01
04 Jun 1999	19:59:40	5.33E+01
10 Jun 1999	01:03:04	1.79E+00
11 Jun 1999	11:57:01	2.34E-01
20 Jun 1999	22:46:12	4.06E-02
22 Jun 1999	10:30:27	1.21E+00
30 Jun 1999	15:39:18	2.00E-02
04 Jul 1999	17:30:20	8.12E-04
04 Jul 1999	19:51:59	3.25E+01
05 Jul 1999	16:01:25	3.23E-04
07 Jul 1999	15:13:21	5.48E-02
07 Jul 1999	19:39:17	3.18E-01
12 Jul 1999	07:45:19	2.72E-02
12 Jul 1999	16:43:02	3.56E-03
13 Jul 1999	21:38:18	5.28E-02
14 Jul 1999	18:13:48	1.03E-02
15 Jul 1999	23:59:35	1.65E+02
18 Jul 1999	12:06:51	1.58E+00
20 Jul 1999	08:29:51	3.44E+03
26 Jul 1999	02:59:33	2.18E+01
06 Aug 1999	00:26:13	7.98E+03
06 Aug 1999	14:28:06	8.00E-03
10 Aug 1999	19:44:34	6.94E-03
11 Aug 1999	18:09:23	3.49E+03

Table 6—Continued

Date	Universal Time	Area, square degrees
16 Aug 1999	02:44:43	3.30E+01
19 Aug 1999	18:28:06	8.76E+00
21 Aug 1999	06:07:28	3.43E-02
21 Aug 1999	11:02:44	8.28E+01
22 Aug 1999	12:03:35	9.75E-01
29 Aug 1999	03:19:55	1.77E+02
03 Sep 1999	05:42:10	1.56E-03
07 Sep 1999	17:35:11	2.58E-02
13 Sep 1999	06:51:56	4.40E-02
15 Sep 1999	10:38:57	1.80E-02
15 Sep 1999	23:15:22	9.65E-03
17 Sep 1999	14:18:09	3.91E-01
18 Sep 1999	05:33:14	1.37E-01
19 Sep 1999	13:42:17	8.90E-01
02 Oct 1999	22:49:03	1.02E+01
04 Oct 1999	15:12:37	6.57E-01
07 Oct 1999	06:34:13	2.08E-02
14 Oct 1999	21:52:34	1.14E-03
18 Oct 1999	19:02:41	6.75E-01
26 Oct 1999	04:33:18	2.80E-02
26 Oct 1999	13:02:17	1.66E+02
30 Oct 1999	01:46:04	1.69E+02
01 Nov 1999	03:46:22	7.93E+00
04 Nov 1999	17:07:07	2.87E-02
05 Nov 1999	16:40:44	4.43E-03
06 Nov 1999	19:03:32	4.62E-02
08 Nov 1999	06:46:05	2.70E-01
15 Nov 1999	18:48:07	1.34E-01
16 Nov 1999	14:31:05	9.71E-03
20 Nov 1999	05:46:49	1.37E+01
22 Nov 1999	00:06:26	1.35E+01
24 Nov 1999	06:42:02	3.98E+00

Table 6—Continued

Date	Universal Time	Area, square degrees
24 Nov 1999	09:31:10	2.97E-02
09 Dec 1999	15:27:26	6.41E+00
16 Dec 1999	16:07:01	3.19E-03
21 Dec 1999	10:36:36	8.65E-03
26 Dec 1999	15:00:05	5.40E-03
26 Dec 1999	23:08:59	7.27E+02
07 Jan 2000	18:26:35	2.31E+00
08 Jan 2000	16:48:07	8.87E+00
09 Jan 2000	10:27:14	5.40E-02
10 Jan 2000	04:38:45	2.71E-03
15 Jan 2000	14:49:32	4.83E-02
19 Jan 2000	13:09:33	1.98E+00
23 Jan 2000	13:49:41	1.85E-01
05 Feb 2000	08:39:52	8.30E-01
05 Feb 2000	12:39:08	1.10E+00
06 Feb 2000	02:33:03	2.27E+00
07 Feb 2000	23:56:22	1.47E+01
10 Feb 2000	08:44:05	5.55E-04
12 Feb 2000	17:06:32	1.02E+03
14 Feb 2000	01:01:00	2.76E-04
18 Feb 2000	16:19:05	1.23E-01
23 Feb 2000	23:13:41	1.16E+01
25 Feb 2000	01:35:29	2.26E+00
26 Feb 2000	12:51:08	8.48E-04
01 Mar 2000	02:33:54	8.30E-03
06 Mar 2000	18:00:31	3.07E-01
12 Mar 2000	05:23:54	1.01E-01
14 Mar 2000	08:51:42	5.68E+01
23 Mar 2000	09:02:07	1.35E-01
27 Mar 2000	22:37:57	2.20E+01
02 Apr 2000	14:30:58	4.58E-02
11 Apr 2000	02:14:02	9.35E+00

Table 6—Continued

Date	Universal Time	Area, square degrees
12 Apr 2000	11:42:52	8.00E+02
19 Apr 2000	02:12:49	3.08E-01
20 Apr 2000	11:44:32	6.13E-01
20 Apr 2000	14:22:11	2.39E-01
20 Apr 2000	18:00:40	2.21E+00
21 Apr 2000	12:23:34	5.08E+00
24 Apr 2000	09:04:26	1.75E+00
25 Apr 2000	05:25:31	1.25E+00
29 Apr 2000	10:07:22	9.06E-03
02 May 2000	13:18:35	8.82E+00
03 May 2000	22:49:45	5.44E+01
06 May 2000	10:16:42	9.96E+00
11 May 2000	01:11:59	1.13E+00
16 May 2000	09:26:05	1.85E-02
17 May 2000	05:36:30	1.16E+01
17 May 2000	10:02:03	4.63E+01
18 May 2000	05:41:51	8.17E-01
19 May 2000	08:18:07	3.19E-02
23 May 2000	19:01:35	1.14E+02
28 May 2000	08:46:24	3.41E-03
29 May 2000	08:43:12	1.05E-02
12 Jun 2000	22:54:41	2.47E+01
14 Jun 2000	08:34:01	4.10E-02
15 Jun 2000	16:32:35	9.86E-04
20 Jun 2000	00:54:39	5.54E+01
20 Jun 2000	05:33:33	8.78E-03
21 Jun 2000	02:00:51	2.23E+02
23 Jun 2000	01:04:46	9.99E+00
29 Jun 2000	05:08:51	2.89E+02
30 Jun 2000	00:30:59	5.06E-03
01 Jul 2000	00:19:16	4.86E-02
01 Jul 2000	07:12:40	9.54E-01

Table 6—Continued

Date	Universal Time	Area, square degrees
18 Jul 2000	20:47:09	1.35E-01
27 Jul 2000	19:42:41	9.76E-04
11 Aug 2000	15:30:01	2.85E-03
18 Aug 2000	20:09:06	1.47E+01
21 Aug 2000	02:16:52	1.08E-01
23 Aug 2000	07:22:32	2.69E+01
30 Aug 2000	23:49:52	6.08E-03
03 Sep 2000	13:29:04	8.26E+01
03 Sep 2000	23:35:14	5.40E+00
04 Sep 2000	13:18:42	8.85E-01
06 Sep 2000	21:00:49	1.22E-02
24 Sep 2000	16:40:37	5.87E+00
04 Oct 2000	14:51:26	4.79E-02
11 Oct 2000	15:54:48	2.33E-03
13 Oct 2000	18:13:38	7.78E-02
15 Oct 2000	02:34:12	1.34E+00
15 Oct 2000	17:31:12	6.69E+00
19 Oct 2000	23:59:17	1.02E-03
20 Oct 2000	17:17:49	6.44E+02
22 Oct 2000	05:14:53	2.35E+01
01 Nov 2000	21:52:31	2.59E+02
05 Nov 2000	09:49:01	3.02E+02
07 Nov 2000	02:17:09	3.97E-02
15 Nov 2000	14:06:41	1.00E+03
18 Nov 2000	08:19:44	1.57E+00
18 Nov 2000	20:43:36	6.10E+01
04 Dec 2000	08:01:09	1.90E-03
06 Dec 2000	09:37:01	1.31E+01
06 Dec 2000	21:29:40	1.47E+00
12 Dec 2000	09:33:42	4.91E-01
12 Dec 2000	14:57:23	1.77E-03
14 Dec 2000	21:03:05	5.76E+00

Table 6—Continued

Date	Universal Time	Area, square degrees
15 Dec 2000	14:34:34	1.25E-01
19 Dec 2000	07:35:29	4.85E-01
26 Dec 2000	20:14:44	1.59E+01
28 Dec 2000	12:03:14	1.30E+00
04 Jan 2001	17:21:30	1.04E-02
09 Jan 2001	02:38:06	1.57E-02
19 Jan 2001	00:19:55	1.56E-01
19 Jan 2001	10:19:37	9.40E-04
21 Jan 2001	17:28:36	7.92E+01
26 Jan 2001	09:10:40	1.29E-01
27 Jan 2001	08:29:18	2.84E-02
08 Feb 2001	01:01:24	7.14E+01
08 Feb 2001	04:08:22	3.77E+01
08 Feb 2001	14:26:17	4.60E+00
12 Feb 2001	05:09:51	5.54E+01
12 Feb 2001	17:26:27	1.18E+01
13 Feb 2001	02:57:23	6.03E-02
14 Feb 2001	08:48:07	8.64E-04
20 Feb 2001	19:20:54	6.75E+01
22 Feb 2001	07:23:03	9.38E-01
26 Feb 2001	19:15:13	2.98E+00
03 Mar 2001	15:15:28	7.63E+01
04 Mar 2001	05:18:51	2.20E-01
08 Mar 2001	15:38:57	2.18E-01
17 Mar 2001	06:28:07	3.46E-01
24 Mar 2001	11:32:28	3.48E-02
25 Mar 2001	06:38:06	5.39E+00
26 Mar 2001	03:14:56	7.53E-02
08 Apr 2001	06:45:22	2.26E+00
11 Apr 2001	16:06:07	2.93E+00
12 Apr 2001	21:46:29	6.13E-03
20 Apr 2001	22:37:56	6.09E+02

Table 6—Continued

Date	Universal Time	Area, square degrees
27 Apr 2001	09:20:04	2.17E+00
27 Apr 2001	18:44:15	1.05E+02
04 May 2001	02:43:46	3.23E+00
05 May 2001	06:26:28	2.89E+01
15 May 2001	02:20:32	1.61E+01
15 May 2001	18:04:32	3.04E+04
17 May 2001	23:51:33	4.38E+00
22 May 2001	20:51:48	3.85E+00
11 Jun 2001	22:06:07	2.90E+00
12 Jun 2001	02:33:13	1.91E-01
19 Jun 2001	02:58:26	1.57E+00
19 Jun 2001	15:17:01	4.83E+01
23 Jun 2001	03:31:15	3.31E+01
24 Jun 2001	13:35:30	1.75E-01
29 Jun 2001	12:21:06	6.35E-02
29 Jun 2001	19:10:57	3.15E+00
03 Jul 2001	20:30:49	4.85E+01
10 Jul 2001	23:34:13	2.40E-01
11 Jul 2001	02:43:50	1.58E+02
15 Jul 2001	20:23:41	1.29E+02
21 Jul 2001	03:56:51	3.91E-02
01 Aug 2001	18:30:33	5.45E-01
02 Aug 2001	08:35:20	4.52E-01
04 Aug 2001	20:13:18	1.46E-01
13 Aug 2001	09:43:56	6.73E+02
18 Aug 2001	13:53:10	3.89E+01
26 Aug 2001	18:06:01	1.06E+01
21 Sep 2001	05:15:50	1.40E+00
22 Sep 2001	17:36:52	3.26E-01
23 Sep 2001	09:24:29	1.29E+00
03 Oct 2001	03:34:08	1.95E+02
04 Nov 2001	10:02:03	3.76E+01

Table 6—Continued

Date	Universal Time	Area, square degrees
15 Nov 2001	20:16:17	8.18E-01
21 Nov 2001	18:47:08	2.56E-03
22 Nov 2001	20:51:33	5.03E+00
14 Dec 2001	19:48:23	1.32E+03
16 Dec 2001	02:55:23	2.18E+00
21 Dec 2001	01:21:00	4.30E+00
28 Dec 2001	23:19:15	6.46E-01
13 Jan 2002	02:04:11	4.78E+01
13 Jan 2002	11:02:44	3.42E+03
19 Jan 2002	00:09:57	2.26E+03
19 Jan 2002	04:27:10	2.00E-02
08 Feb 2002	14:14:12	8.91E-01
09 Feb 2002	07:49:57	6.26E-01
21 Feb 2002	08:07:43	7.79E-03
04 Mar 2002	01:02:26	7.69E-01
06 Mar 2002	18:58:03	2.87E+02
09 Mar 2002	06:58:05	6.36E+01
11 Mar 2002	01:21:30	4.09E-03
15 Mar 2002	15:42:46	9.41E+01
27 Mar 2002	02:26:08	3.49E-01
02 Apr 2002	07:54:35	1.76E+00
05 Apr 2002	00:41:34	4.24E-03
09 Apr 2002	09:27:18	9.21E+01
13 Apr 2002	16:20:14	5.37E-04
17 Apr 2002	05:36:17	6.60E-01
18 Apr 2002	08:38:33	1.96E-03
26 Apr 2002	23:56:14	1.95E+02