

LETTER TO THE EDITOR

Astronomical identification of CN^- , the smallest observed molecular anion^{*}

M. Agúndez¹, J. Cernicharo², M. Guélin³, C. Kahane⁴, E. Roueff¹, J. Kłos⁵, F. J. Aoiz⁶, F. Lique⁷, N. Marcelino², J. R. Goicoechea², M. González García⁸, C. A. Gottlieb⁹, M. C. McCarthy⁹ and P. Thaddeus⁹

¹ LUTH, Observatoire de Paris-Meudon, 5 Place Jules Janssen, 92190 Meudon, France; e-mail: marcelino.agundez@obspm.fr

² Departamento de Astrofísica, Centro de Astrobiología, CSIC-INTA, Ctra. de Torrejón a Ajalvir km 4, 28850 Madrid, Spain

³ Institut de Radioastronomie Millimétrique, 300 rue de la Piscine, 38406 Saint Martin d'Hères, France

⁴ Laboratoire d'Astrophysique de l'Observatoire de Grenoble, 38041 Grenoble, France

⁵ Department of Chemistry and Biochemistry, University of Maryland, College Park, MD 20742, USA

⁶ Departamento de Química Física, Facultad de Química, Universidad Complutense, 28040 Madrid, Spain

⁷ LOMC FRE 3102, CNRS Université du Havre, 25 rue Philippe Lebon, BP 540, 76058 Le Havre, France

⁸ Instituto de Radioastronomía Milimétrica, Av Divina Pastora 7, Local 20, 18012, Granada, Spain

⁹ Harvard-Smithsonian Center for Astrophysics, 60 Garden Street, Cambridge, MA 02138, USA

Received; accepted

ABSTRACT

We present the first astronomical detection of a diatomic negative ion, the cyanide anion CN^- , as well as quantum mechanical calculations of the excitation of this anion through collisions with para- H_2 . CN^- is identified through the observation of the $J = 2-1$ and $J = 3-2$ rotational transitions in the C-star envelope IRC +10216 with the IRAM 30-m telescope. The U-shaped line profiles indicate that CN^- , like the large anion C_6H^- , is formed in the outer regions of the envelope. Chemical and excitation model calculations suggest that this species forms from the reaction of large carbon anions with N atoms, rather than from the radiative attachment of an electron to CN, as is the case for large molecular anions. The unexpectedly large abundance derived for CN^- , 0.25 % relative to CN, makes likely its detection in other astronomical sources. A parallel search for the small anion C_2H^- remains so far inconclusive, despite the previous tentative identification of the $J = 1-0$ rotational transition. The abundance of C_2H^- in IRC +10216 is found to be vanishingly small, < 0.0014 % relative to C_2H .

Key words. astrochemistry — line: identification — molecular processes — stars: AGB and post-AGB — circumstellar matter — stars: individual (IRC +10216)

1. Introduction

The molecular anions detected so far in the interstellar and circumstellar gas are all fairly heavy linear carbon chains with three or more carbon atoms, and with neutral counterparts with large electron affinities: C_4H^- , C_6H^- , C_8H^- , C_3N^- , and C_5N^- (McCarthy et al., 2006; Cernicharo et al., 2007; Brünken et al., 2007a; Remijan et al., 2007; Thaddeus et al., 2008; Cernicharo et al., 2008). The abundance of these anions relative to the neutral counterparts increases with size and with the electron affinity of the neutral molecule, as expected for formation by radiative electron attachment (Herbst & Osamura, 2008). On inspection, however, that process fails to explain the abundance of the shortest observed anions, in particular C_4H^- and C_3N^- . In IRC +10216, a carbon star envelope where both anions are found, C_3N^- has an anion-to-neutral abundance ratio about 50 times higher than that of C_4H^- , indicating that other formation processes may be at work (Cernicharo et al., 2007; Thaddeus et al., 2008; Agúndez, 2009; Cordiner & Millar, 2009). Studying the astronomical abundance of even shorter anions, in particular C_2H^- and CN^- , whose formation by radiative

electron attachment is very slow, should help answer this question.

In this Letter we describe the identification in IRC +10216 of CN^- and the results on a parallel search for C_2H^- . We also present quantum mechanical calculations of the collisional excitation of CN^- by para- H_2 , using the calculated rate coefficients to model the observed lines. The chemistry of CN^- in space is also briefly discussed.

2. Observations and identification of CN^-

The C_2H^- and CN^- anions are closed-shell molecules whose rotational spectrum has been recently measured in the laboratory (Brünken et al., 2007b; Gottlieb et al., 2007; Amano, 2008). Their electric dipole moments are 3.1 and 0.65 Debye respectively (Brünken et al., 2007b; Botschwina et al., 1995).

The present astronomical observations were carried out towards IRC +10216 with the IRAM 30-m telescope on Pico Veleta (Spain). The $J = 1-0$ rotational transition of CN^- at 112.3 GHz was observed before 2009 in the course of a λ 3 mm spectral survey (Cernicharo et al. in preparation). In IRC +10216's spectrum, this line is severely blended with a strong component of the $^2\Pi_{3/2}$ $J = 81/2-79/2$ transition of C_6H (see Fig. 1). The $J = 2-1$ and $J = 3-2$ rotational transitions of CN^- , at 224.5 and 336.8 GHz respectively, were observed between January and

* Based on observations carried out with the IRAM 30-meter telescope. IRAM is supported by INSU/CNRS (France), MPG (Germany) and IGN (Spain).

Table 1. Observed line parameters of CN⁻

Transition	ν_0^a (MHz)	ν_{obs} (MHz)	v_{exp}^b (km s ⁻¹)	$\int T_A^* dv$ (K km s ⁻¹)
$J = 1-0$	112264.8	112264.8 ^c	14.5 ^c	$\sim 0.07(3)^d$
$J = 2-1$	224525.1	224525.4(5)	14.5 ^c	0.23(7) ^e
$J = 3-2$	336776.4	336777.0(12)	15.0(10)	0.13(2)

NOTE.— Number in parentheses are 1σ uncertainties in units of the last digits. ^a Frequencies derived from the rotational constants reported by Amano (2008). ^b v_{exp} is the half width at zero level. ^c Fixed value. ^d Highly uncertain estimate. Line severely blended with a strong C₆H line. ^e Line blended with a SiC₂ $\nu_3=2$ line.

April 2010 with the new dual polarization EMIR receivers operating in single side band mode. The rejection of the image side band was 13–15 dB at 224 GHz and 20–30 dB at 336 GHz, depending on the polarization, as measured with strong lines. The local oscillator was shifted in frequency to identify possible contamination from the image side band. The backends were two autocorrelators with 2 MHz and 320 kHz channel spacings, respectively. The pointing and focus of the telescope were checked every 1–2 hours on Mars and on the nearby quasar OJ 287. To obtain flat baselines, the secondary mirror was wobbled by 180'' at a rate of 0.5 Hz. The zenith sky opacity at 225 GHz was typically ~ 0.1 , resulting in system temperatures of 140 K at 224 GHz and of 800 K at 336 GHz. The total integration time per polarization was 3 h at 224 GHz and 9.5 h at 336 GHz, yielding a rms noise of $T_A^* \sim 2$ mK per 2 MHz channel at both frequencies, after averaging both polarizations.

Following our initial detection in IRC +10216 of a $T_A^* \sim 3$ mK line at the frequency of the $J = 1-0$ transition of C₂H⁻ (Cernicharo et al., 2008), we searched from January to April 2010 for the $J = 2-1$ transition at 166.5 GHz. The line was not detected with a T_A^* rms noise level of 0.6 mK per 2 MHz channel, casting doubt on the tentative identification of the C₂H⁻ $J = 1-0$ line.

The CN⁻ observed lines are shown in Fig. 1 and the derived line parameters are given in Table 1. The $J = 3-2$ transition of CN⁻ is shown in the top panel of Fig. 1. It appears as a U-shaped line with the expected half width ($v_{\text{exp}} = 15 \pm 1$ km s⁻¹) that agrees in frequency to within 0.6 MHz with that of the CN⁻ transition. The $J = 2-1$ transition of CN⁻, shown in the middle panel of Fig. 1 with a spectral resolution of 2 MHz and of 320 kHz (2.7 and 0.4 km s⁻¹ respectively), coincides with a broad spectral feature with a complex shape that is unusual for IRC +10216, since it is neither U-shaped, flat-topped or parabolic. It is best explained as a blend, as shown in Fig. 1, that can be well fitted with two components, one U-shaped with a half width v_{exp} of 14.5 km s⁻¹ centered at the frequency of the $J = 2-1$ transition of CN⁻ (see Table 1), the other with a parabolic profile, a half width v_{exp} of 15 ± 3 km s⁻¹, and a rest frequency of 224518.3 ± 1.5 MHz that is close to that of the 10_{2,9}-9_{2,8} rotational transition of SiC₂ in the $\nu_3=2$ vibrational state (224519.7 MHz; Izuha et al. 1994). Since other $\nu_3=2$ lines of SiC₂ with similar intrinsic strengths have similar shapes, half widths ($v_{\text{exp}} = 8-15$ km s⁻¹), and intensities ($T_A^* \sim 20$ mK) in our $\lambda 0.9$ mm data (Kahane et al. in preparation) as our fitted parabolic component, there is little doubt that this component comes from SiC₂. We note that the CN⁻ $J = 2-1$ transition has several hyperfine components due to the nitrogen quadrupole, which can be grouped into three blocks lying at 224523.9, 224525.1, and 224527.2 MHz, with relative line strengths of 0.27, 1, and 0.12, respectively (Gottlieb et al., 2007). Due to the severe blending

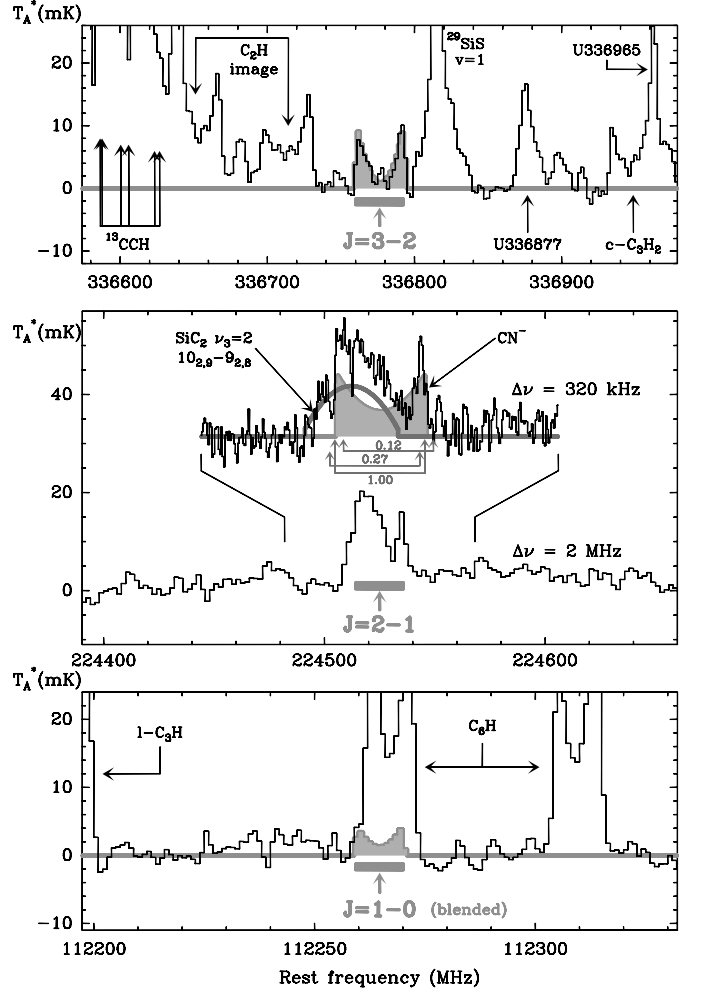


Fig. 1. Spectra of IRC +10216 covering the $J = 1-0$ to $J = 3-2$ transitions of CN⁻. Grey horizontal boxes mark their expected positions based on the laboratory frequencies and a linewidth of 29 km s⁻¹. Shaded areas show the fits to the line profiles obtained with the CLASS method *shell*. The high spectral resolution spectrum of the $J = 2-1$ line shows the expected position of the different hyperfine components with their relative intrinsic strengths. The intensity scale is expressed as T_A^* , antenna temperature corrected for atmospheric absorption and antenna ohmic and spillover losses. To transform into main beam brightness temperature (T_{MB}) in this Figure and in Table 1 divide by 0.78, 0.65, and 0.44 at 112, 224, and 336 GHz, respectively.

with the SiC₂ $\nu_3=2$ and to the limited sensitivity of the astronomical observations, only the strongest hyperfine component is clearly visible in the spectrum of IRC +10216, while the middle strength component is hidden between the two stronger fitted lines (see Fig. 1), and the weakest hyperfine component lies below the noise level of the spectrum. Finally, the bottom panel of Fig. 1 shows the spectrum covering the CN⁻ $J = 1-0$ transition, which is heavily blended with a strong line of C₆H. The limited spectral resolution (1 MHz) and the broadening of this CN⁻ line by the hyperfine structure (there are three components separated by 1–2 MHz; Gottlieb et al. 2007) makes it difficult to determine the relative contributions of C₆H and CN⁻ to the observed line.

There are no good candidates other than CN⁻ for the carrier of the 336777.0 MHz line. The only plausible molecule with a transition within 2 MHz of the observed frequency, according to the line catalogs of J. Cernicharo, CDMS (Müller et al.,

2005), and JPL (Pickett et al., 1998), is ^{13}CCH , whose $N_{J,F_1,F} = 4_{7/2,4,7/2} - 3_{7/2,4,7/2}$ transition lies at 336775.7 MHz. This molecule, however, is ruled out since the nearby $4_{7/2,4,9/2} - 3_{7/2,4,9/2}$ transition at 336756.2 MHz, with a slightly higher intrinsic strength, is not present in our data (see Fig. 1). Since no other plausible candidate can be found for the 224525.4 MHz line and since unidentified lines of that intensity are rare in IRC +10216 at these frequencies, we conclude that we have almost certainly detected CN^- . Confirmation of this identification would be highly desirable, but may not be easy to obtain. The next two rotational transitions of CN^- , at 449 and 561 GHz, cannot be observed from ground owing to high atmospheric opacity, and still higher J transitions may be too weak to detect in a cool source such as the outer envelope of IRC +10216.

The $J = 3-2$ line of CN^- , which appears free of contamination by background lines, has a pronounced U-shaped profile, which for a spherical expanding envelope indicates that the emission is more extended than the half-power beam of the telescope ($7''$ at 336 GHz). Thus CN^- appears confined to the same outer envelope of IRC +10216, as that of other molecular anions observed in this source (e.g. Cernicharo et al. 2007; Thaddeus et al. 2008; Cernicharo et al. 2008). A column density of $5 \times 10^{12} \text{ cm}^{-2}$ and a rotation temperature of 16 K were derived from a rotational diagram constructed with the velocity integrated intensities of the $J = 2-1$ and $3-2$ lines given in Table 1, on the assumption of a uniform source with a radius of $20''$ which is typical of molecules distributed in the outer shell. The rotation temperature is consistent with CN^- emission from the cool outer envelope. With a column density of the CN radical of $2 \times 10^{15} \text{ cm}^{-2}$, derived from several hyperfine components of the $N = 1-0$ and $N = 3-2$ transitions, we estimate a CN^-/CN abundance ratio of 0.25 %, which is comparable to the $\text{C}_3\text{N}^-/\text{C}_3\text{N}$ ratio in this source (0.52 %; Thaddeus et al. 2008).

From the upper limit of the $J = 2-1$ line of C_2H^- , a 3σ column density of $< 7 \times 10^{10} \text{ cm}^{-2}$ was derived on the assumption of a source with a radius of $20''$ and a rotation temperature of 20 K. The estimated $\text{C}_2\text{H}^-/\text{C}_2\text{H}$ abundance ratio (< 0.0014 %) is at least 5 times smaller than the already small $\text{C}_4\text{H}^-/\text{C}_4\text{H}$ ratio (Agúndez, 2009).

3. Modeling and discussion

To obtain a more reliable estimate of the abundance and excitation conditions of CN^- in IRC +10216 we have carried out radiative transfer calculations based on the LVG formalism. The physical parameters of the envelope have been taken from Agúndez (2009). We included the first 20 rotational levels of CN^- . The rate coefficients for de-excitation by collisions with para- H_2 have been explicitly computed through quantum mechanical calculations for temperatures up to 70 K and for transitions involving the first 9 rotational levels of CN^- . The calculations are described in the Appendix A. For collisions with He, the rate coefficients computed for para- H_2 were scaled down by a factor of 1.37 (the ratio of the square roots of the reduced mass of each couple of collision partners). For transitions involving rotational levels higher than $J = 8$ the Infinite Order Sudden approximation was used. As commented before, CN^- is confined to the outer envelope of IRC +10216. We find that to reproduce the line profiles and relative intensities observed, the abundance of CN^- relative to H_2 must peak at a radius between $13''$ and $17''$ from the star. The adopted radial distribution, with a maximum abundance relative to H_2 of 2.5×10^{-9} reached at a radius of $15''$ ($12''$ if expressed as particle density, see grey thick line in Fig. 2), produces line profiles in reasonable agreement with the observed

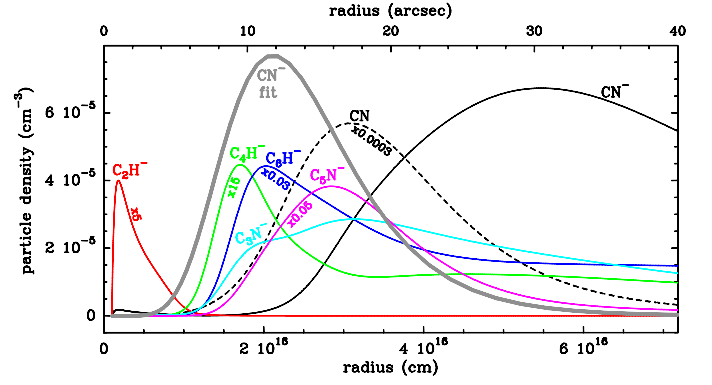


Fig. 2. Abundance distribution derived for CN^- in the envelope of IRC +10216 (thick grey line labeled as “ CN^- fit”), as it reproduces the CN^- observed line profiles (see Fig. 3). Also shown are the abundances of CN^- , CN, and other molecular anions as calculated with the chemical model (multiplied by 0.0003, 5, 15, 0.03, and 0.05 for CN, C_2H^- , C_4H^- , C_6H^- , and C_5N^- , respectively). The abundances are expressed as number of molecules per cubic centimeter. The angular distance is given in the top axis for an assumed distance to IRC +10216 of 120 pc.

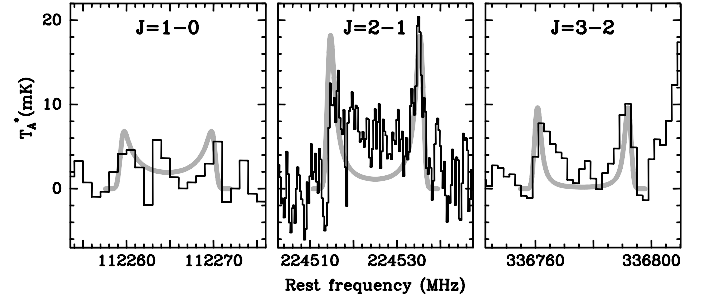


Fig. 3. Line profiles calculated with the LVG model (thick grey lines) using the compact CN^- abundance distribution (thick grey line in Fig 2) are compared with the observed CN^- lines (black histograms). Fits to the C_6H and $\text{SiC}_2 \nu_3=2$ lines have been subtracted in the $J = 1-0$ and $2-1$ observed spectra. The $J = 1-0$ line profile is very uncertain due to the blend with the strong C_6H line.

ones (see Fig. 3). We note that since the density decreases as the radius increases, the maximum in the particle density is reached at smaller radii than the maximum in the abundance relative to H_2 . The total column density across the envelope (twice the radial value) is $3 \times 10^{12} \text{ cm}^{-2}$, in good agreement with the value derived from the rotational diagram. In the region where most of CN^- is present (at a radius of $\sim 2 \times 10^{16} \text{ cm}$, where the gas kinetic temperature is $\sim 40 \text{ K}$ and the density of H_2 molecules is around $4 \times 10^4 \text{ cm}^{-3}$) the rotational levels involved in the CN^- observed transitions are subthermally excited. Therefore, the collision rate coefficients utilized turn out to be essential to correctly estimate the CN^- abundance in the outer layers of IRC +10216’s envelope.

To gain some insight into the formation of CN^- in the external layers of the molecular envelope of IRC +10216, we have performed chemical modeling calculations similar to those described by Cernicharo et al. (2008). The physical parameters of the envelope have been taken from Agúndez (2009). The rate constants and branching ratios of the reactions of anions with H, O, and N atoms, studied in the laboratory by Eichelberger et al. (2007), have been updated according to

the values used by Cordiner & Millar (2009) and Walsh et al. (2009)¹. Photodetachment rates of molecular anions have been assumed by Millar et al. (2007) to depend on the electron affinity of the neutral counterpart. For CN⁻ we have assumed the same rate expression adopted for C₆H⁻, as the neutral counterparts of both molecules have similar electron affinities (3.862 and 3.809 eV respectively; Rienstra-Kiracofe et al. 2002). Plotted in Fig. 2 is the calculated radial distribution of the abundance of CN⁻ (black thin line) and of some other molecular anions. CN⁻ is predicted to form at a much greater radius than C₄H⁻, C₆H⁻, C₃N⁻, and C₅N⁻, because, unlike the other anions, it is not formed directly from the radical CN but through the reactions of the anions C_n⁻ ($n = 5-10$) with N atoms (see also Cordiner & Millar 2009). CN being a small molecule, the rate constant for the reaction of radiative electron attachment is likely to be very small. Here we have assumed a value of $2 \times 10^{-15} \text{ cm}^3 \text{ s}^{-1}$ at 300 K, similar to that computed for C₂H by Herbst & Osamura (2008). This process results in a too low formation rate for CN⁻, more than 5 orders of magnitude lower than that provided by the reactions of C_n⁻ and N atoms. The reaction of HCN and H⁻ is also a source of CN⁻ in the inner regions of the envelope, but has only a minor contribution (less than 0.2 %) to the total amount of CN⁻ formed in the envelope. The anion C₂H⁻, on the other hand, is solely formed through the reaction of C₂H₂ and H⁻, which takes place in the inner regions. According to our chemical model, CN⁻ reaches a maximum abundance relative to H₂ of 1.6×10^{-8} at a radius of $8 \times 10^{16} \text{ cm}$, and a total column density across the envelope of $8 \times 10^{12} \text{ cm}^{-2}$. For C₂H⁻, the model predicts a fairly small column density of $7 \times 10^{10} \text{ cm}^{-2}$, distributed over a region inner to 10^{16} cm . These results are in agreement with the recent chemical model of Cordiner & Millar (2009), who predicted that both CN⁻ and C₂H⁻ could be detected in the circumstellar envelope of IRC +10216.

The abundance and column density predicted for CN⁻ by the chemical model is in reasonable agreement with the value derived from the observed lines and the LVG model. However, the calculated spatial distribution is markedly different from that derived by the observations (see Fig. 2). In fact, by adopting the CN⁻ abundance distribution obtained with the chemical model the resulting line profiles show important discrepancies as compared with the observed ones. While the calculated absolute line intensities are about the same order of magnitude as those observed, significant disagreements between the relative intensities and the line profiles are found. The calculated line intensity decreases too rapidly when going from the $J = 1-0$ to the $J = 3-2$, and the computed line profiles are too much U-shaped, with nearly all the emission predicted to occur at the line edges (i.e. at the terminal expansion velocity). These discrepancies arise because the chemical model predicts that CN⁻ is present in a region of the circumstellar envelope that is too far from the central star. An abundance distribution more compact than predicted by our chemical model may arise if the envelope is not modeled as being smooth, but as having density-enhanced shells. Cordiner & Millar (2009) have recently studied the effect of such density enhancements on the radial distribution of molecular abundances and found that molecules formed in the outer envelope would concentrate at the position of the first and/or second shells, located at 15 and 27'' respectively.

For C₂H⁻, the chemical model predicts it to be distributed over an 8'' diameter region (see Fig. 2) with a total column density of $7 \times 10^{10} \text{ cm}^{-2}$. Once averaged over the 14.6'' beam of the IRAM 30-m telescope at the frequency of the $J = 2-1$ transition,

the calculated column density is about 3 times lower than, and thus consistent with, the 3σ upper limit derived from the non detection of the $J = 2-1$ line.

The identification of CN⁻ in IRC +10216 with a relatively large anion-to-neutral abundance ratio (0.25 %) suggests that it may be detectable in other astronomical sources. Upper limits to the CN⁻/CN abundance ratio as low as 0.2–2 % were obtained in TMC-1, L1527, Barnard 1, and the Orion Bar in a previous search for the $J = 2-1$ transition by Agúndez et al. (2008). More sensitive observations would be needed if the abundance of CN⁻ in other sources is similar to that found in IRC +10216.

The high abundance of CN⁻ compared to that of C₂H⁻ demonstrates the efficiency of the reactions of N atoms and large carbon anions. A more sensitive search for C₂H⁻ might support this alternate scheme for the formation of anions in space, and perhaps explain the low observed abundance of C₄H⁻ as compared to C₃N⁻.

Acknowledgements. We acknowledge R. Chamberlin and T. G. Phillips for their kind help during a previous search of the CN⁻ $J = 3-2$ transition with the Caltech Submillimeter Observatory (CSO). We are also grateful to the astronomers that helped with the observations during the 2009 winter HERA pool at the IRAM 30-m telescope, among them F. S. Tabatabaei, E. De Beck, G. Bañó, and J. Rodón. M.A. is supported by a *Marie Curie Intra-European Individual Fellowship* within the European Community 7th Framework Programme under grant agreement n° 235753. J.R.G. is supported by a Ramón y Cajal research contract from the Spanish MICINN and co-financed by the European Social Fund. J.K. acknowledges the partial financial supports from the University Complutense of Madrid/Grupo Santander under the program of Movilidad de Investigadores Extranjeros and from the U.S. National Science Foundation under Grant No. CHE-0848110 to M. H. Alexander. This project has been partly financed by the Spanish MICINN grants Consolider-Ingenio 2010 CSD2009-00038, AYA2009-07304, and CTQ2008-02578-BQU.

References

- Agúndez, M., Cernicharo, J., Guélin, M., et al. 2008, *A&A*, 478, L19
 Agúndez, M. 2009, PhD Thesis, Universidad Autónoma de Madrid
 Amano, T. 2008, *J. Chem. Phys.*, 129, 244305
 Arthurs, A. M. & Dalgarno, A. 1960, *Proc. R. Soc. London, Ser. A*, 256, 540
 Botschwina, P., Seeger, S., Mladenovic, M., et al. *Int. Rev. Phys. Chem.*, 14, 169
 Boys, S. F. & Bernardi, F. 1970, *Mol. Phys.*, 19, 553
 Brünken, S., Gupta, H., Gottlieb, C. A., et al. 2007a, *ApJ*, 664, L43
 Brünken, S., Gottlieb, C. A., Gupta, H., et al. 2007b, *A&A*, 464, L33
 Cernicharo, J., Guélin, M., Agúndez, M., et al. 2007, *A&A*, 467, L37
 Cernicharo, J., Guélin, M., Agúndez, M., et al. 2008, *ApJ*, 688, L83
 Cordiner, M. A. & Millar, T. J. 2009, *ApJ*, 697, 68
 Eichelberger, B., Snow, T. P., Barckholtz, C., & Bierbaum, V. M. 2007, *ApJ*, 667, 1283
 Gottlieb, C. A., Brünken, S., McCarthy, M. C., & Thaddeus, P. 2007, *J. Chem. Phys.*, 126, 191101
 Herbst, E. & Osamura, Y. 2008, *ApJ*, 679, 1670
 Hutson, J. M. & Green, S. 1994, *molscat* computer code, version 14, Collaborative Computational Project No. 6 of the Science and Engineering Research Council (UK)
 Izuha, M., Yamamoto, S., & Saito, S. 1994, *Spectrochim. Acta A*, 50, 1371
 Knowles, P. J., Hampel, C., & Werner, H.-J. 1993, *J. Chem. Phys.*, 99, 5219
 Knowles, P. J., Hampel, C., & Werner, H.-J. 2000, *J. Chem. Phys.*, 112, 3106
 Lique, F., Tobiola, R., Kłos, J., et al. 2008, *A&A*, 478, 567
 McCarthy, M. C., Gottlieb, C. A., Gupta, H., & Thaddeus, P. 2006, *ApJ*, 652, L141
 Millar, T. J., Walsh, C., Cordiner, M. A., et al. 2007, *ApJ*, 662, L87
 Müller, H. S. P., Schlöder, F., Stutzki, J., & Winnewisser, G. 2005, *J. Mol. Struct.*, 742, 215
 Pickett, H. M., Poynter, R. L., Cohen, E. A., et al. 1998, *J. Quant. Spec. Radiat. Transf.*, 60, 883
 Remijan, A. J., Hollis, J. M., Lovas, F. J., et al. 2007, *ApJ*, 664, L47
 Rienstra-Kiracofe, J. C., Tschumper, G. S., & Schaefer III, H. F. 2002, *Chem. Rev.*, 102, 231
 Thaddeus, P., Gottlieb, C. A., Gupta, H., et al. 2008, *ApJ*, 677, 1132
 Walsh, C., Harada, N., Herbst, E., & Millar, T. J. 2009, *ApJ*, 700, 752
 Williams, H. L., Szalewicz, K., Moszynski, R., & Jeziorski, B. 1995, *J. Chem. Phys.*, 103, 4586
 Woon, D. E. & Dunning, T. H. 1994, *J. Chem. Phys.*, 100, 2975

¹ <http://www.physics.ohio-state.edu/~eric/research.html>

Appendix A: CN⁻-H₂ collision rate coefficients

The potential energy surface (PES) of the CN⁻-H₂ complex was calculated *ab initio* using single and double-excitation coupled cluster method with non-iterative triple excitations [CCSD(T)] (Knowles et al., 1993, 2000) implemented in MOLPRO². The geometry of the system was described in the body-fixed frame and characterized by three angles (θ , θ' , ϕ) and the distance R between the centers of mass of H₂ and CN⁻. The H₂ bond distance was fixed at $r_0=1.44876$ a₀ and the CN⁻ bond distance was varied for the purpose of the averaging of the PES over the lowest vibrational state of the CN⁻ diatom. The basis set superposition error correction counterpoise procedure of Boys & Bernardi (1970) was applied. The four atoms were described by the correlation-consistent triple zeta basis set (aug-cc-pVTZ) of Woon & Dunning (1994) augmented by the (3s, 2p, 1d) midbond functions defined by Williams et al. (1995), placed at mid-distance between the CN⁻ and H₂ centers of mass. The final $V(r, R, \theta, \theta', \phi)$ PES is five-dimensional, however, in this work we included only three perpendicular orientations of the H₂ molecule [(θ', ϕ) pairs: (0, 0), (0, 90), (90, 90)] to average over H₂ rotations. Additionally, the PES was averaged over the CN⁻ internuclear distance corresponding to the CN⁻ vibrational ground state wave function. The 2-D PES was finally obtained as an arithmetic average of three H₂ orientations. The full five-dimensional PES and four-dimensional scattering calculations will be presented elsewhere.

We considered collisions of CN⁻ with para-H₂ ($j_2 = 0$) at low temperatures. The rotational levels of CN⁻ and H₂ are designated by j_1 and j_2 , respectively. We used the fully quantum close-coupling approach of Arthurs & Dalgarno (1960). The standard time-independent coupled scattering equations were solved using the MOLSCAT code (Hutson & Green, 1994). Calculations were carried out at values of the total energy ranging from 3.6 to 500 cm⁻¹. The integration parameters were chosen to ensure convergence of the cross sections over this range. At the largest total energy considered (500 cm⁻¹) the CN⁻ rotational basis included channels up to $j_1 = 21$ to ensure convergence of the excitation functions $\sigma_{j_1 j_2 \rightarrow j'_1 j'_2}(E_c)$ for transitions including up to the $j_1 = 8$ rotational level of CN⁻. The rotational basis of H₂ was restricted to $j_2 = 0$ levels. The coupling with the $j_2 = 2$ (and higher) states of H₂ was not taken into account. As shown by Lique et al. (2008), this approach is expected to yield reliable results for the energy range considered here. From the above described excitation functions one can obtain the corresponding state-resolved thermal rate coefficients by Boltzmann averaging:

$$k_{j_1 j_2 \rightarrow j'_1 j'_2}(T) = \left(\frac{8}{\pi \mu k^3 T^3} \right)^{1/2} \times \int_0^\infty \sigma_{j_1 j_2 \rightarrow j'_1 j'_2}(E_c) E_c e^{-E_c/kT} dE_c \quad (\text{A.1})$$

where k is the Boltzmann constant. To obtain precise values of the rate constants, the energy grid was chosen to be sufficiently fine to include the numerous scattering resonances. The total energy range considered in this work allows us to determine rate

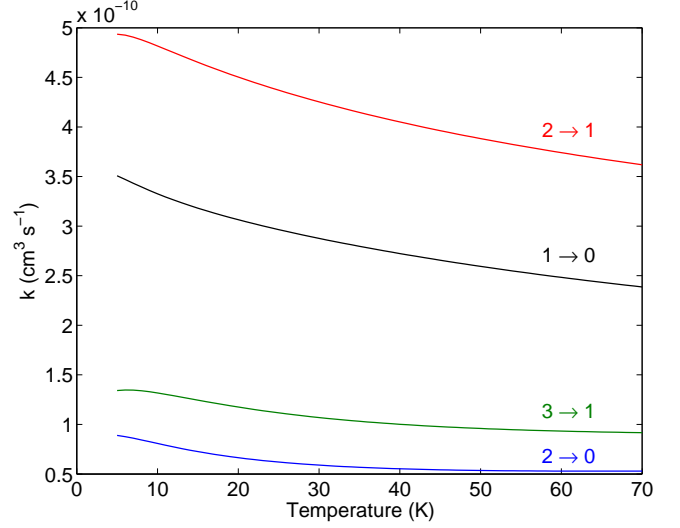


Fig. A.1. Collisional de-excitation rate coefficients of CN⁻ by para-H₂ are shown as a function of temperature for the $J = 1-0$, $2-1$, $2-0$, and $3-1$ rotational transitions of CN⁻.

Table A.1. CN⁻-H₂ collision rate coefficients (10⁻¹⁰ cm³ s⁻¹)

Transition	Temperature (K)						
	10	20	30	40	50	60	70
1 → 0	3.33	3.06	2.88	2.72	2.59	2.48	2.39
2 → 0	0.81	0.65	0.59	0.55	0.54	0.53	0.53
2 → 1	4.81	4.50	4.25	4.05	3.88	3.74	3.62
3 → 0	0.67	0.64	0.61	0.59	0.57	0.56	0.52
3 → 1	1.32	1.18	1.07	1.00	0.96	0.93	0.92
3 → 2	4.81	4.62	4.39	4.19	4.03	3.88	3.77

NOTE.— The complete set of de-excitation rate coefficients of CN⁻ by collisions with para-H₂ considered in this study is available on the BASECOL website <http://basecol.obspm.fr/>

coefficients up to 70 K. The temperature dependence of the rate coefficients for selected de-excitation transitions is illustrated in Fig. A.1, with the values given in Table A.1.

² MOLPRO, version 2006.1, a package of *ab initio* programs, H.-J. Werner, P. J. Knowles, R. Lindh, F. R. Manby, M. Schütz, P. Celani, T. Korona, G. Rauhut, R. D. Amos, A. Bernhardsson, A. Berning, D. L. Cooper, M. J. O. Deegan, A. J. Dobbyn, F. Eckert, C. Hampel and G. Hetzer, A. W. Lloyd, S. J. McNicholas, W. Meyer and M. E. Mura, A. Nicklass, P. Palmieri, R. Pitzer, U. Schumann, H. Stoll, A. J. Stone, R. Tarroni and T. Thorsteinsson, see <http://www.molpro.net>