

Is Content Publishing in BitTorrent Altruistic or Profit-Driven?

Ruben Cuevas
Univ. Carlos III de Madrid
rcuevas@it.uc3m.es

Michal Kryczka
Institute IMDEA Networks and
Univ. Carlos III de Madrid
michal.kryczka@imdea.org

Angel Cuevas
Univ. Carlos III de Madrid
acrumin@it.uc3m.es

Sebastian Kaune
TU Darmstadt
kaune@kom.tu-darmstadt.de

Carmen Guerrero
Univ. Carlos III de Madrid
guerrero@it.uc3m.es

Reza Rejaie
University of Oregon
reza@cs.uoregon.edu

ABSTRACT

BitTorrent is the most popular P2P content delivery application where individual users share various type of content with tens of thousands of other users. The growing popularity of BitTorrent is primarily due to the availability of valuable content without any cost for the consumers. However, apart from required resources, publishing (sharing) valuable (and often copyrighted) content has serious legal implications for user who publish the material (or publishers). This raises a question that whether (at least major) content publishers behave in an altruistic fashion or have other incentives such as financial. In this study, we identify the content publishers of more than 55k torrents in 2 major BitTorrent portals and examine their behavior. We demonstrate that a small fraction of publishers are responsible for 66% of published content and 75% of the downloads. Our investigations reveal that these major publishers respond to two different profiles. On one hand, antipiracy agencies and malicious publishers publish a large amount of fake files to protect copyrighted content and spread malware respectively. On the other hand, content publishing in BitTorrent is largely driven by companies with financial incentive. Therefore, if these companies lose their interest or are unable to publish content, BitTorrent traffic/portals may disappear or at least their associated traffic will significantly reduce.

Keywords

BitTorrent, content publishing, business model

1. INTRODUCTION

Peer to Peer (P2P) file-sharing applications, and more specifically BitTorrent, are a clear example of *killer* applications in the last decade. For instance, BitTorrent is currently used by hundreds of millions of users and is responsible for a large portion of the Internet traffic share [4]. This has attracted the attention of the research community that has mainly focused on understanding the technical aspects of BitTorrent functional-

ity [9, 15, 12] and improving its performance [18, 14]. Moreover, some few papers have analyzed the demographics of BitTorrent [21, 11, 19] and also the security [20] and privacy issues [6, 7]. However, the socio-economic aspects associated to BitTorrent in particular, and to other P2P file sharing systems in general, have received little attention despite of the importance that they have to the complete understanding of such kind of applications. This paper is a first step in this direction.

The availability of free popular (often copyrighted) content that is of interest to millions of people (e.g. recent TV Shows episodes, Hollywood movies, etc) is the key pillar that makes BitTorrent an extremely successful system. In this paper we study content publishing in BitTorrent from a technical and more importantly socio-economic point of view. In short, we try to unravel *who* publishes content in BitTorrent, and *why*.

For this purpose we rely on real data from a large scale measurement study performed over two large BitTorrent Portals (Mininova and The Pirate Bay). Our dataset (>300 GB) consists of information on more than 35M IP addresses and more than 55K published contents including the content publisher.

Using this dataset, we have first looked at the contribution of the different content publishers and conclude that just few publishers (around 100) are responsible of uploading 2/3 of the contents that serve 3/4 of the downloads in our major dataset. Furthermore, an important part of these major publishers consume few or even no contents, rather they dedicate their resources (almost) to only seed the published content. This is unusual behavior since standard BitTorrent users typically employ their resources for both seeding and downloading contents. Therefore, our observation reveals that major BitTorrent publishers present an anomalous behavior. This argument is reinforced after checking that many of the files published by these major publishers are copyrighted. Then, major publishers not only expend their resources without any apparent benefit,

but they also face legal reactions due to the publication of copyrighted content [1, 2]. These findings raise the following questions: *are these major publishers good citizenships that allocate a great deal of resources and assume legal risk for the good of the community?* or *contrary, do they have any (still) unknown incentive to behave in this manner?*

To answer these questions we perform a systematic study of the aforementioned major publishers. We first discover the identity of these major publishers by looking at their associated usernames and IPs. This allows us to classify them into two different groups: *fake publishers* publish a large number of fake content and *top publishers* publish a large number of proper (often copyrighted) content.

Afterwards we study main characteristics of these groups such as the popularity of the content they publish and their seeding behavior (*i.e.* its signature). One one hand, our results reveal that the falseness of the content published by *fake publishers* makes their swarms unpopular and obeys them to seed multiple torrents in parallel across long sessions. On the other hand, *top publishers* are responsible of very popular contents for which they guarantee a proper seeding.

Finally we exploit the available information related to these publishers (*e.g.* in the BitTorrent portals) and conclude that *fake publishers* are linked to antipiracy agencies and malicious users, whereas half of *top publishers* run their own web sites that report them economical benefits that are very substantial in some few cases.

In summary the main contributions of this paper are:

- A simple measurement methodology to monitor the content publishing activity in major BitTorrent portals. This methodology has been used to implement a system that continuously monitors the content publishing activity in The Pirate Bay portal. The data gathered is made publicly available through a web interface.
- The major portion of content publishing activity in BitTorrent is concentrated in a relative small set of publishers (around 100) that are responsible of 2/3 of the published content and 3/4 of the downloads. This set of publishers can be further divided into three subsets that we name *fake publishers*, *altruistic top publishers* and *profit-driven top publishers*.
- *fake publishers* are set up by either anti-piracy agencies or malicious users and are responsible of 30% of the content and 25% of downloads. This means that these publishers sustain a continuous poisoning-like index attack [16] against BitTorrent portals that based on our results affects to millions of downloaders.

- *profit-driven top publishers* own fairly profitable web sites. They use major BitTorrent portals such as The Pirate Bay as a platform to advertise their web site to millions of users. For this purpose they publish popular torrents where they attach the URL of their web site in various manners. The publishers linked to this business model are responsible of around 30% of content and 40% of downloads.

The rest of the paper is organized as follows. Section 2 describes our measurement methodology. Sections 3 and 4 are dedicated to the identification of major publishers and their main characteristics (*i.e.* signature) respectively. In Section 5 we study the incentives that major publishers have to perform this activity. Section 6 presents other players that also benefit from content publishing. In Section 7 we describe our publicly available application to monitor content publishing activity in The Pirate Bay portal. Finally Section 8 discusses related work and Section 9 concludes the paper.

2. MEASUREMENT METHODOLOGY

This section describes our methodology to identify the initial publisher of a file that is distributed through a BitTorrent swarm. Towards this end, we first briefly describe the required background on how a user joins a BitTorrent swarm.

Background: A BitTorrent client takes the following steps to join the swarm associated with file X . First, the client obtains the .torrent file associated to the desired swarm. The .torrent file contains contact information for the tracker that manages the swarm and the number of pieces of file X , etc. Second, the client connects to the tracker and obtains the following information: (*i*) the number of seeders and leechers that are currently connected to the swarm, and (*ii*) N (typically 50) random IP addresses of participating peers in the swarm. Furthermore, if the number of neighbors is eventually lower than a given threshold (typically 20), the client contacts the tracker again to learn about other peers in the swarm.

To facilitate the bootstrapping process, the .torrent files are typically indexed at BitTorrent portals. Some of the major portals (*e.g.* The Pirate Bay or Mininova) index millions of .torrent files [21], classify them into different categories and provide a web page with detailed information (content category, publisher's username, file size, and file description). These portals also offer an RSS feed to announce a newly published file. The RSS gives also some extra information such as content category, content size and username that published the .torrent file.

Identifying Initial Publisher: In BitTorrent a content publisher is identified by its username [21] and IP address. The objective of our measurement study is to

	Portal	Start	End	#Torrents	#IP addresses
<i>mn08</i>	Mininova	09-Dec-08	16-Jan-09	- /20.8K	8.2M
<i>pb09</i>	Pirate Bay	28-Nov-09	18-Dec-09	23.2K/10.4K	52.9K
<i>pb10</i>	Pirate Bay	06-Apr-10	05-May-10	38.4K/14.6K	27.3M

Table 1: Datasets Description

determine the identity of the initial publisher of a large number of torrents and to assess the popularity of each published file (*i.e.* the number and identity of peers who download the published file).

Toward this end, we leverage the RSS feed to detect the availability of a new file on major BitTorrent portals and retrieve the publisher’s username. In order to obtain the publisher’s IP address, we immediately download the .torrent file and connect to the associated tracker¹. This implies that we often contact the tracker shortly after the birth of the associated swarm when the number of participating peers is likely to be small and the initial publisher (*i.e.* seeder) is one of them. We retrieve the IP address of all participating peers as well as the current number of seeders in the swarm. If there is only one seeder in the swarm and the number of participating peers is not too large (*i.e.* < 20), we obtain the bitfield of available pieces at individual peers to identify the seeder. Otherwise, reliably identifying the initial seeder is difficult because there are more than one seeder or the number of participating peers is large. We cannot directly contact the initial seeder that is behind a NAT box and thus unable to identify the initial publisher’s IP address in such cases. Therefore, we are able to infer the publisher’s username for all the crawled files. Furthermore, since we quickly detect the birth of a torrent through the RSS feed, we often (for 40% of the files) contact the swarm when the number of participating peers are small and there is a single seeder that is not behind a NAT², thus being able to infer the publisher’s IP address.

Therefore, after the first connection to the tracker, we can identify the identity of the initial publisher (username and/or IP address) in most cases and determine basic properties of the published content. At this point, we periodically query the tracker in order to obtain the IP addresses of the participants in the content swarm and always solicit the maximum number of IP addresses (*i.e.* 200) from the tracker. To avoid being blacklisted by the tracker, we issue our query at the maximum

¹Note that for most of the torrents we have used the Open BitTorrent tracker, that is the current major BitTorrent tracker.

²Our investigations revealed two interesting scenarios for which we could not identify the initial publisher’s IP address: (*i*) swarms that have a large number of peers shortly after they are added to the portal. We discovered that these swarms have already been published in other portals. (*ii*) swarms for which the tracker did not report any seeder for a while or did not report a seeder at all.

rate that is allowed by the tracker (*i.e.* 1 query every 10 to 15 minutes depending on the tracker load). Given this constraint, we query the tracker from several geographically-distributed machines so that the aggregated information by all these machines provides an adequately high resolution view of participating peers and their evolution over time. We continue to monitor a target swarm until we receive 10 consecutive empty replies from the tracker. We use MaxMind Database [3] to map all the IP addresses (for both publishers and downloaders) to their corresponding ISPs and geographical location.

2.1 Dataset

We used the previously described methodology to identify a large number of BitTorrent swarms at two major BitTorrent portals, namely Mininova and The Pirate Bay. Each one of these portals was the most popular BitTorrent portal at the time of our measurement according to Alexa ranking. Table 1 shows the main features of our three datasets (1 from Mininova and 2 from the The Pirate Bay) including the start and end dates of our measurement, the number of torrents for which we identified the initial publisher (username/IP address), and the total number of discovered IP addresses associated for all the monitored swarms. We refer to these datasets as *mn08*, *pb09* and *pb10* throughout this paper. We note that dataset *mn08* does not contain the username of initial publishers, whereas *pb09* queries the tracker just once after we identify the file through the RSS.

3. IDENTIFYING MAJOR PUBLISHER

As stated before a publisher can be identified by its username and/or IP address. In our analysis, we identify individual publishers by their username since the username is expected to remain consistent across different torrents, although we will make some exceptions (See *fake* publishers below in this Section). Furthermore, in case of *mn08* we use the IP address since we lack of username information.

3.1 Skewness of Contribution

First, we examine the level of contribution (*i.e.* the number of published files) across identified content publishers in each dataset. Figure 1 depicts the percentage of files that are published by the top $x\%$ of publishers. We observe that the top 3% of BitTorrent publishers contribute roughly 40% of published content. Furthermore, if we carefully look at the IP addresses of the top-100 (*i.e.* 3%) publishers in our *pb10* dataset, we realize that an important part of them either do not download any content (40%) or download less than 5 files (80%). This large contribution of resources (bandwidth, storage, or content) among top BitTorrent publishers does

mn08			pb09			pb10		
ISP	type	%	ISP	Type	%	ISP	Type	%
OVH	Hosting Provider	13.31	OVH	Hosting Provider	24.76	OVH	Hosting Provider	15.16
Comcast	Commercial ISP	4.69	Comcast	Commercial ISP	3.67	SoftLayer Tech.	Hosting Provider	4.52
Keyweb	Hosting Provider	3.18	Road Runner	Commercial ISP	2.3	FDCservers	Hosting Provider	3.64
Road Runner	Commercial ISP	3.03	Romania DS	Commercial ISP	2.27	Open Computer Network	Commercial ISP	3.59
NetDirect	Hosting Provider	2.44	MTT Network	Commercial ISP	1.95	tzulo	Hosting Provider	3.36
Virgin Media	Commercial ISP	2.42	Verizon	Commercial ISP	1.64	Comcast	Commercial ISP	2.86
NetWork Operations Center	Hosting Provider	2.39	Virgin Media	Commercial ISP	1.49	Cosema	Commercial ISP	2.25
SBC	Commercial ISP	2.38	SBC	Commercial ISP	1.41	Telefonica	Commercial ISP	2.22
Comcor-TV	Commercial ISP	2.33	NIB	Commercial ISP	1.26	Jazz Telecom.	Commercial ISP	2.07
Telecom Italia	Commercial ISP	2.02	tzulo	Hosting Provider	1.14	4RWEB	Hosting Provider	2.06

Table 2: Content Publishers Distribution per ISP

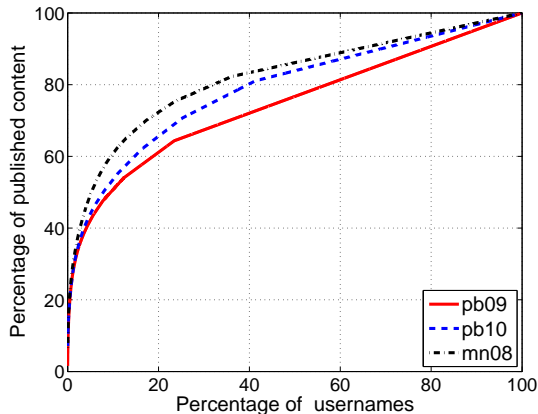


Figure 1: Percentage of content published by the top x% publishers

not seem to be justified by peers’ altruism for two simple reasons:

- **Required Resources/Cost:** publishing a large number of content requires a significant amount of processing and bandwidth. For example, some of these major content publishers (*e.g.* www.eztv.it) recommend to allocate at least 10Mbps in order to sustain the seeding of few (around 5) files in parallel.

- **Legal Implications:** As other studies have reported [6] and we confirm in our datasets, a large fraction of content published by major publishers is copyrighted material (recent movies or TV series). Thus, publishing these files is likely to have serious legal consequences for these publishers [1, 2].

This raises the question that *why these small fraction of entities allocate a great deal of (costly) resources to contribute many files into BitTorrent sessions despite potential legal implications? Is this level of contribution simply derived by an altruistic behavior of good citizens or there are other incentives?* We answer these questions in Section 5.

3.2 Publishers’ ISPs

To help identify content publishers in our dataset, we determine the ISP that host each major publisher and use that information to assess the type of service (and available resources) that a publisher is likely to have. Toward this end, we map the IP address for a

publisher in each dataset to its corresponding ISP using the MaxMind database [3]. We then examine publicly available information about each ISP (*e.g.* its web page) to determine whether it is a commercial ISP or a hosting provider. We performed these analysis only for the top-100 (roughly 3%) of publishers since they are mostly of interest and the collection of the required information is a tedious task.

We observe that 42% of top-100 publishers in *pb10* (35% of top-100 in *pb09*) are located in ten hosting services. Furthermore, more than half of these publishers are concentrated at a particular hosting service (OVH), namely 22% of top-100 in *pb10* and 20% of top-100 in *pb09*. Since we do not have publishers’ username for *mn08*, we examine top-100 publishers based on their IP addresses (*i.e.* can not assess aggregated contribution of a user with different IP addresses). 77% of top-100 publishers in *mn08* are also located in hosting services and 45% of them are specifically at OVH.

In short, our analysis reveals that a significant fraction of major publishers are located at a few hosting services and a large percentage of them at OVH.

We also examine the contribution of BitTorrent publishers at the ISP-level by mapping all the publishers to their ISPs and identify the top-10 ISPs based on their aggregate published content for each dataset as shown in Table 2. This table reveals that content publishers who are located at a particular hosting provider, namely OVH, have consistently contributed a significant fraction of published content at major BitTorrent portals. There are also several commercial ISPs (*e.g.* Comcast) in Table 2 with a much smaller contribution.

To assess the difference between users from hosting providers and commercial ISPs, we compare and contrast all publishers that are located at OVH and Comcast as a representative ISP for each class of publishers in Table 3. This table demonstrates the following two important differences: First, the aggregate contribution of each publisher at OVH is on average a few times larger than Comcast publishers. Second, Comcast publishers are sparsely scattered across many /16 IP prefixes and many geographical locations in the US whereas OVH publishers are concentrated in a few /16 IP prefixes and a handful of different locations in Europe (the location of OVH’s data centers). In essence, the published content by Comcast comes from a large

	Fed torrents	IP addr	/16 IP Pref.	Geo Loc.
OVH (mn08)	2766	164	5	2
Comcast (mn08)	976	675	269	400
OVH (pb09)	2577	78	5	2
Comcast (pb09)	382	198	143	129
OVH (pb10)	2213	92	7	4
Comcast (pb10)	408	185	139	147

Table 3: Characteristics of OVH feeders and Comcast feeders in *mn08* and *pb09* datasets.

number of typical altruistic users where each one publishes a small number of items from their home or work. In contrast, OVH publishers appear to be paying for a well provisioned service to be able to publish a much larger number of files. We have also examined consumer peers in captured torrents and did not observe the presence of OVH users among the consuming peers.

In summary, the examination of ISPs that host major BitTorrent publishers suggests that these publishers are located either at a few hosting providers (with a large concentration at OVH) or at commercial ISPs. These publishers contribute a significantly larger number of files than average publishers. Furthermore, publishers who are located at hosting providers do not consume published content by other publishers.

3.3 Fine Grained Look at Major Publishers

Now, we examine the mapping between username and IP address of top-100 content publishers in the *pb10* dataset in order to gain some insight about major publisher behavior, and we discover the following interesting points:

First, if we focus on the top-100 IP addresses who have published the largest number of files, only 55% of them are used by a unique username. The remaining 45% of IP addresses of major publishers are mapped to a large number of usernames. We have carefully investigated this set of IP addresses and discovered that they use either hacked or manually created (*i.e.* random name) username accounts to inject fake content. These publishers appear to be associated with anti-piracy agencies or malicious users. The former group tries to avoid the distribution of copyrighted content whereas the latter attempts to disseminate malware. We refer to these publishers as *fake publishers*. Surprisingly, fake publishers are responsible of 1030 usernames (around 25%), 30% of the content and 25% of the downloads in our *pb10* dataset. Then, major BitTorrent portals are suffering from a systematic poisoning index attack [16] that affects to more than 1/4 of the published content. The portals fight this phenomenon by removing the fake contents as well as the user accounts used to publish them³. However, this technique

³we exploit this fact to identify if a username has been used by a fake publisher.

does not seem to be enough effective since millions of users initiate the download of fake content. Finally, it is worth noting that most of the fake publishers perform their activity from three specific hosting providers named *tzulo*, *FDC Servers* and *4RWEB*. Due to the relevant activity of these publishers we study them as an independent group in the rest of the paper.

Second, the inspection of the top-100 usernames who publish the largest number of files shows that only 25% of them operate from a single IP. The remaining 75% of top usernames utilize multiple IPs and can be classified into the following common cases: (*i*) 34% of usernames with multiple IP addresses use a reduced number of IPs (5.7 in average) from hosting providers in order to provide the required resources for seeding a large number of files. (*ii*) 24% of usernames with multiple IP addresses (13.8 in average) located in a single commercial ISP. Their mapping to multiple IP addresses must be due to the periodical change of their assigned IP address by their ISP. (*iii*) The other 16% of these usernames are mapped to multiple IP addresses (7.7 in average) at different commercial ISPs. These are users who inject content from various locations (*e.g.* home and work computer). To minimize the impact of abnormal publishers, we removed the 16 usernames from the top-100 usernames that appeared to be compromised and used for publishing fake content (and will be analyzed separately). We refer to the resulting group as *Top*. Note that the *Top* publishers are responsible of 37% of the content and 50% of the total downloads in our *pb10* dataset.

In summary, the major portion of the content comes from two reduced group of publishers: *Top* publishers and *Fake* publishers that collectively are responsible of 2/3 of the published content and 3/4 of the downloads. In the rest of the paper we devote or effort to characterize these two groups.

4. SIGNATURE OF MAJOR PUBLISHER

Before we investigate the incentives of major BitTorrent publishers, we examine whether they exhibit any other distinguishing features, *i.e.* whether major publishers have a distinguishing signature. Any such distinguishing features could shed some light on the underlying incentives of these publishers. Toward this end, in the next few subsections, we examine the following characteristics of major publishers in our datasets: (*i*) the type of published content, (*ii*) the popularity of published content, and (*iii*) the availability and seeding behavior of a publisher.

To identify distinguishing features, we examine the above characteristics across the following three *target groups* in each dataset: all publishers (labeled as “All”), all fake publishers (labeled as “Fake”) and all top-100 (non-fake) publishers regardless of their ISPs (labeled

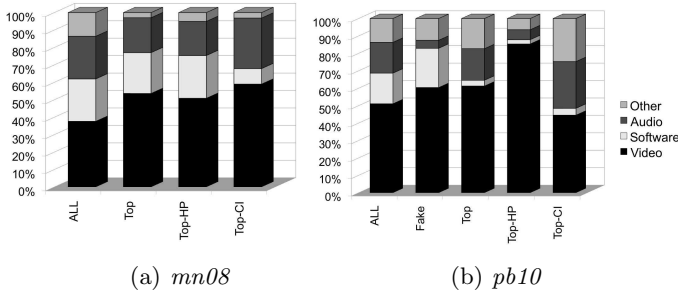


Figure 2: Type of Content Published distribution for the different set of publishers: *all*, *fake*, *top*, *top-hp* and *top-ci*

as “Top”). We also examine the break down of top publishers based on their ISPs into hosting providers and commercial ISPs, labeled as “Top-HP” and “Top-CI”, respectively⁴.

4.1 Content Type

We leverage the reported content type by each publisher to classify the published content across different groups. Figure 2 depicts the break down of published contents across different type for all publishers in each target group for our Mininova and our major Pirate Bay datasets. This figure reveals a few interesting trends as follows:

First, Video (composed mainly by Movies, TV-Shows and Porn content) constitutes a significant fraction of published files across most groups with some important differences. The percentage of published video across all publishers is around 37%-51% but it is slightly larger among top publishers. However, video is clearly a larger fraction of published content by the top publishers located in hosting providers in our *pb10* dataset. Fake publishers primarily focus on Videos (recent movies and shows) and Software content. This supports our earlier observation that these publishers consist of antipiracy agencies and malicious users where the former group publishes a fake version of e.g. last movies and the latter provides software that contains malware.

4.2 Content Popularity

The number of published files by a publisher shows only one dimension of its contribution to BitTorrent. The other equally important issue is the popularity of each published content (*i.e.* the number of downloaders regardless of their download progress) by individual publishers. Figure 3 shows the box plot of the distribution of average downloaders per torrent per publisher

⁴All the top-** results for dataset *mn08* are determined based on IP address since we do not have username information for publishers in this dataset as we stated earlier. Also without username information for each publisher in *mn08* dataset, we can not identify fake publishers.

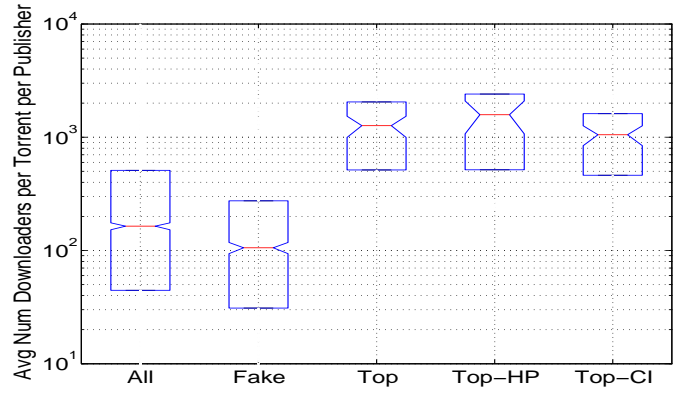


Figure 3: Avg Num of Downloaders per torrent per publisher for *all*, *fake*, *top*, *top-hp*, *top-ci*

across all publishers in each target group where each box presents 25th, 50th and 75th percentiles.

On the one hand, the median popularity of top publishers’ torrents is 7 times higher than standard users (represented by *All*). If we look more closely to the top publishers, those located in hosting providers publish torrents in median 1.5 times more popular than those located in commercial ISPs. Then, those top publishers with more resources publish typically more popular contents. On the other hand, fake publishers’ torrents are the most unpopular among the studied groups. This is because the portals actively monitor the torrents and immediately remove the content identified as fake, thus avoiding new users downloading it. Furthermore, users quickly realize the fake nature of these torrents and report this info on blogs that also prevent other users from downloading them.

In summary, top publishers are responsible of a larger number of popular torrents. This has a multiplicative effect making top publishers that inject 37.5% of the content being responsible of a higher percentage of downloaders (around 50%). The low popularity of fake publishers’ torrents produces a contrary effect: they are responsible of 30% of the content but only 25% of the downloads.

4.3 Seeding Behavior

We characterize the seeding behavior of individual BitTorrent publishers in our target groups using the following metrics: (*i*) Average seeding time of a publisher for its published content, (*ii*) Average number of parallel seeded torrents and (*iii*) aggregated session time of a publisher across all its torrents. Since calculating these properties requires detailed analysis of our dataset that are computationally intensive, we are unable to derive these values for all publishers, instead we have used a random set of 400 publishers to represent the standard behaviour of the publishers⁵.

⁵For consistency and readability purposes we use the label

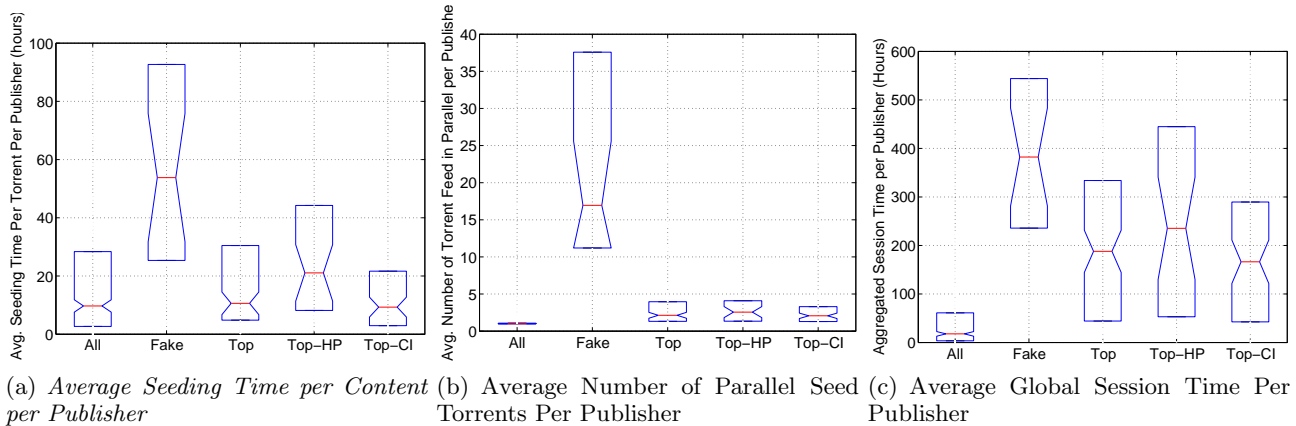


Figure 4: Seeding Behaviour for *all*, *fake*, *top*, *top-hp* and *top-ci*

In order to compute these metrics we need to estimate the time that a specific publisher has been connected to a torrent (in one or multiple sessions). Since each query to the tracker just reports (at most) a random subset of 200 IPs, in big torrents (>200 peers), we need to perform multiple queries in order to assess the presence of the publisher in the torrent. In Appendix A we detail the technique used to compute the session time of a specific user in a specific torrent.

Average Seeding Time: We measure the duration of time that a publisher stays in a torrent since its birth to seed the content. In general, a publisher can leave the torrent once there is an adequate fraction of other seeds. Figure 4(a) depicts the summary distribution of average seeding time across all publishers in each target group. This figure demonstrates the following points: First, the seeding time for fake publishers is significantly longer than publishers in other groups. Since these publishers do not provide the actual content, the initial fake publisher remains the only seed in the session (*i.e.* other users do not help in seeding fake content) to keep the torrent alive. Second, focusing on top publishers the Figure shows that they typically seed a content for a few hours. However, the seeding time for top publishers from hosting providers is clearly longer than top publishers from commercial ISPs. This suggests that publishers at hosting providers are more concerned about the availability of their published content.

Average number of Parallel Torrents: Figure 4(b) depicts the summary distribution of the average number of torrents that a publisher seeds in parallel across publishers in each target group. This figure indicates that fake publishers seed many torrents in parallel. We have seen that fake publishers typically publish a large number of torrents, furthermore no one helps them on seeding task. Thus if they want to keep alive all these torrents they have to seed all of them in parallel.

“All” to refer to this random subset of all publishers.

The result for top publisher shows that the typical number of seeded torrents in parallel is the same (around 3 torrents) for top publishers regardless of their location. However, we expect that a regular publisher seed concurrently only 1 file.

Aggregated Session Time: We have also quantified the availability of individual publishers by estimating the aggregated session time that each publisher is present in the system across all published torrent. Figure 4(c) shows the distribution of this availability measure across publishers in each target group. As expected fake publishers present the longest aggregated session time due to their obligation to continuously seed their contents to keep them alive. If we focus on top publishers, they exhibit a typical aggregated session 10 times longer than standard users. Furthermore, top publishers at hosting services are clearly more available than those from commercial ISPs.

4.4 Summary

BitTorrent content publishers can be divided into normal/altruistic users that are average users playing the role of publisher and consumer in BitTorrent. Whereas fake and top publishers publish a significant amount of files. On one hand, fake publishers publish a large number of unpopular Video and Software contents from a reduced number of hosting providers. Due to the falseness of their files, they need to seed multiple files across long sessions to keep these alive. We have stated that this behaviour responds to the interest of antipiracy agencies and malicious users that set up the fake publishers. We validate it in the next section.

On the other hand, top publishers often focus on video and they are located in either hosting facilities or commercial ISPs. Furthermore their content is popular, they stay long session in the system and ensure proper seeding of the content. All these evidences suggest that these top publishers are interested in visibility

of the posted content (in attracting a large number of users). The behavior and incurred cost by these participants cannot be considered as altruistic especially since they typically do not consume but just inject content into the system. Therefore, the most likely conceivable motivation for the behaviour of these top publishers is financial incentive. We examine this hypothesis in the rest of the paper.

5. INCENTIVES OF MAJOR PUBLISHERS

We have first analyzed fake publishers. We first look at the name of the published files that are typically catchy titles (*e.g.* recent released Hollywood movies). Furthermore, we have downloaded a few of their files. We note that in most of the cases the file had been already removed⁶. The few downloaded files were indeed fake contents. Some of them were modified with the inclusion of anti-piracy advertisement/messages whereas some others led to malware software⁷. These observations validate our assessment that behind fake publishers are anti-piracy agents and malicious users. On one hand, the anti-piracy agents publish fake files with the name of the copyrighted contents they want to protect. On the other hand, the malicious users publish content with catchy titles since these have the ability of attracting a larger population of potential victims. Therefore, we have clearly characterized the incentives of fake publishers. In the rest of this section we characterize the major (non-fake) publishers.

Our goal is to identify the incentives of major (non-fake) BitTorrent publishers to commit a significant amount of resources and deal with likely legal implications of publishing copyrighted content. We believe that the behavior of these publishers may not be altruistic and may be driven by a financial interest. More specifically, our hypothesis is that these publishers leverage major BitTorrent portals as a venue to freely attract downloading users to their web sites. To verify this hypothesis, we conduct an investigation to gather the following information about each one of the *top* (*i.e.* top-100 non-faked) publishers:

- *Promoting URL*: the URL that downloaders of a published content may encounter,
- *Publisher's Username*: any publicly available information about the username that a major publisher uses in The Pirate Bay portal, and
- *Business Profile*: offered services (and choices) at the

⁶We tried to download the file after the measurement study was performed and we had made a first analysis of the data. This typically occurred a few weeks since the publication of the content. Therefore, in most of the cases the content was anymore no longer.

⁷The content was a video that pointed to an specific software to be played. This software was a malware (*e.g.* <http://flvdirect.com/>).

promoting URL.

Promoting URL: We emulate the experience of a user for downloading a few randomly-selected files published by each top publisher to determine whether and where they may encounter a promoting URL. We identified three places where publishers may embed a promoting URL: (*i*) name of the downloaded file (*e.g.* user mois20 name all his files as *filename-divxatope.com*, thus advertising the url www.divxatope.com), (*ii*) the textbox in the web page associated with each published content, (*iii*) name of a text file that is distributed with the actual content and is displayed by the BitTorrent software when opening the .torrent file.

Our investigation indicates that the second approach (using the textbox) is the most common technique among the publishers.

Publisher's Username: We browsed the Internet to learn more information about the username associated with each top publisher. First, the username is in some cases directly related to the URL (*e.g.* user UltraTorrents whose url is www.ultratorrents.com). This exercise also reveals whether this username publishes on other major BitTorrent portals in addition to The Pirate Bay. Finally, posted information in various forums could reveal (among other things) the promoting web site.

Business Services: We characterize the type of services offered at the promoting URL and ways that the web site may generate income (*e.g.* posting ads). We also capture the exchanged http headers between a web browser and the promoting URL to identify established connections to third-party web sites (*e.g.* redirection to ads web sites or some third party aggregator) using the technique described in [13].

5.1 Classifying Publishers

Using the methodology described, we examined a few published torrents for each one of the top publishers as well as sample torrents for 100 randomly selected publishers that are not in the top-100, called *regular publishers*. On the one hand, we did not discover any interesting or unusual behavior in torrents published by regular publishers and thus conclude that they behave in an altruistic manner. On the other hand, a large fraction of seeded torrents by the top publishers systematically promote one or more web sites for financial incentives. Our examination revealed that these publishers often include a promotional URL in the textbox of the content web page and some of them use other of the described techniques as well. We classify these top publishers based on their business profile (*i.e.* type of business they run based on the content of the promoting web sites) and describe how they leverage BitTorrent portals to intercept and redirect users to their web sites.

Private BitTorrent Portals/Trackers: A subset of major publishers, 26% of top, own their BitTorrent portals that are in some cases associated with private trackers [10]. These private trackers guarantee a better user experience in terms of download rate (compared to major open BitTorrent Portals) but require clients to maintain certain seeding ratio. More specifically, each participating BitTorrent client is required to seed content proportional to the amount of data they download across multiple torrents. To achieve this goal, users are required to register in the website and login before downloading the torrent files.

The publishers in this class publish 18% of all the content and more impressively they are responsible of 29% of the downloads. This means that around 20 publishers are responsible of almost 1/3 of the downloads.

2/3 of these publishers advertise the URL in the textbox at the content web page, whereas 1/4 use some of the other described techniques (note that some of them use multiple techniques to advertise their URL).

Furthermore, they appear to obtain financial profit in three different ways: (i) Posting advertisement in their website, (ii) Seeking donations from visitors to continue their basic service, and (iii) Collecting a fee for VIP access that allows the client to download any content without sustaining any kind of seeding ratio.

These publishers typically inject video, audio and application content into BitTorrent portals. Interestingly, a significant fraction of publishers in this class (40%) publish content in a specific language (Italian, Dutch, Spanish or Swedish) and specifically a 66% of this group are dedicated to Spanish content. This finding is consistent with prior studies that reported a high level of copyright infringement in Spain [5].

Other Web Sites: Another class of top publishers (24%) promote URLs that are associated with web sites that are hosting images (e.g. `www.pixsor.com`), forums or even religious groups (e.g. `lightmiddleway.com`). These publishers inject 8% of the content in the system and are responsible of 11% of the downloads. All the publishers in this class advertise their URL using the textbox in the content web page and only few of them use (in addition) some of the other techniques. Furthermore, most of them (70%) publish only porn content. Specifically, all those running a hosting images portal publish exclusively porn content. By closely inspecting these sites we realize that they store adult/sexual pictures, hence by publishing porn content in major BitTorrent portals they are targeting millions of users that may be interested in their web sites. The income of the portals within this class is based on advertisement.

Altruistic Publishers: The remaining top publishers (52%) appear to be altruistic users since they do not seem to directly promote any URL. They are responsible of 11.5% of the content and also 11.5% of the

downloads. Many of these users publish music and e-book files that are light files that require lower seeding resources. Furthermore, they typically include a very extensive description of the content and often ask other users to help with seeding the content. Evidence suggests therefore that these publishers may have limited resources and thus they need the help of others to sustain the distribution of their content.

In summary, half of the top publishers advertise a web portal in their published torrents. Thus it seems that their intention, by massively content publication via major BitTorrent portals, is to attract a large number of users to their web sites. The income of these portals come from ads and in the specific case of private BitTorrent portals also from donations and VIP accesses. Overall, these profit-driven publishers publish 26% of the content and receives 40% of the downloads. Therefore, the removal of these few publishers would have a dramatic impact on the demographics of the current BitTorrent open ecosystem. In addition, there are a few altruistic publishers that sustain a relevant (but not dominant) portion of content as well as the downloads (11.5%). This suggests that there are some *good citizens* that dedicate their resources to share content with a large number of peers in spite of the legal implications this activity may have.

5.2 Longitudinal View of Major Publishers

So far we focused on the contributions of major publishers only during our measurement intervals. Having identified the top publishers in our *pb10* dataset, we examine the longitudinal view of the contribution by major publishers since they appear on The Pirate Bay portal. Toward this end, for each top publisher, we obtain the username page on The Pirate Bay portal that maintains the information about all the published content and its published time by the corresponding user till our measurement date (June 4, 2010)⁸. Using this information for all top publishers, we capture their publishing pattern over time with the following parameters: (i) *Publisher Lifetime* which represents the number of days between the first and the last appearance of the publisher in The Pirate Bay portal, (ii) *Average Publishing Rate* that indicates the average number of published content per day during their life time.

Table 4 shows the min/avg/max value of these metrics for the different class of publishers: BitTorrent Portals, Other Web Sites and Altruistic publishers. The profit-driven publishers (i.e. BitTorrent Portals and Other Web sites classes) have been publishing content during 15 months in average (at the time of the mea-

⁸Note that we cannot collect information about fake publishers since the web pages of their associated usernames are removed by The Pirate Bay just after identifying they are publishing fake content.

	Lifetime (days)	Avg. Publishing Rate (contents per day)
BT Portals	63/466/1816	0.57/11.43/79.91
Other Web sites	50/459/1989	0.38/4.31/18.98
Altruistic Publishers	10/376/1899	0.10/3.80/23.67

Table 4: Lifetime and Avg. Publishing Rate for the different classes of content publishers: BitTorrent Portals, Other Web sites and Altruistic Publishers. The represented values are min/avg/max per class.

surement) and the most longed-lived ones keep feeding content since more than 5 years ago. Furthermore, these publishers have a high publishing rate, that is surprisingly high in the case of the BT Portals class with users publishing up to 80 contents per day. The altruistic publishers present a shorter lifetime and a lower publishing rate that seems to be due to the less motivating incentives and the lower resources they have.

In short, the content publishing in BitTorrent seems to be a profitable business since quite a long time given the lifetime of BitTorrent itself. Furthermore, the heavy seeding activity performed by profit-driven publishers (*e.g.* BitTorrent Portals class) during a long period of time incurs a high and continuous investment in resources that should be (at least) covered by the income from ads (and other described means) of their web portals. We analyze the income of the profit-driven publishers in the next subsection.

5.3 Estimating Publishers’ Income

Our evidence obtained in previous subsections suggests that half of the top publishers seed content on major BitTorrent portals in order to attract downloaders to their own web site. We also showed that most of these publishers seem to generate income at least by posting ad in their web site. In essence these publishers have clear financial incentives to attract users despite the cost and legal implications. In order to validate this key point, we assess their ability to generate income by estimating three important but related properties of their promoting web sites: (*i*) average value of the web site, (*ii*) average daily income of the web site, and (*iii*) average daily visits to the web site. We obtain this information from several web sites that monitor and report these statistics for major web sites on the Web. To reduce any potential error in the provided statistics by individual monitoring web sites, for each publisher’s website we collect this information from six independent monitoring web site and use the average value of these statistics across these webs⁹.

Table 5 present the min/median/avg/max value of the previous described metrics for each one of profit-

⁹www.sitelogr.com, www.cwire.com,
www.websiteoutlook.com, www.sitevaluecalculator.com,
www.mywebsiteworth.com, www.yourwebsitevalue.com.

	Web site Value (\$)	Website Daily Income (\$)	Website Daily visits
BT Portals	1K/33K/313K/2.8M	1/55/440/3.7K	74/21k/174k/1.4M
Other Webs	24/22K/142K/1.8M	1/51/205/1.9K	7/22K/73.5K/772K

Table 5: Publisher’s website value (\$), daily income (\$) and num of daily visits for the different classes of profit-driven content publishers: BitTorrent Portals and Other Web sites. The represented values are min/median/avg/max per class.

driven publisher classes: BitTorrent Portals and Other Web sites. Considering the median values (a more robust metric given the extreme values of the min and max samples) we can state that BitTorrent publishers’ web sites are fairly profitable: valued in few tens thousands dollars with daily incomes of few hundred dollars and few tens thousands of visits per day. Furthermore, few publishers (<10) are associated to very profitable web sites valued in hundred of thousand or even millions of dollars, that receive daily incomes of thousands of dollars and hundreds of thousands visits per day.

6. OTHER BENEFICIARIES IN BITTORRENT MARKETPLACE?

In previous sections we analyzed the main characteristics of major content publishers in BitTorrent, demonstrating that content publishing is profitable *business* for an important fraction of the top publishers; a business that is responsible of 40% of the downloads. However, although content publishers are the key piece, there are also other players who help sustain the business and obtain financial benefits: *Major BitTorrent Portals, Hosting Providers* and *ads companies*. Next we briefly describe their role in BitTorrent content publishing picture:

-*Major Public BitTorrent Portals* such as The Pirate Bay are dedicated to index torrent files. They are rendezvous points where content publishers and clients publish and retrieve torrent files respectively. The main advantage of these major portals is that they offer a reliable service (*e.g.* they rapidly reacts to remove fake or infected content). All this makes that millions of BitTorrent users utilize these portals every day. These portals are the perfect target for profit-driven publisher in order to publish their torrents and advertise their web sites (potentially) to millions of users. Therefore, these major portals are one of the key players of the BitTorrent Ecosystem [21] that brings substantial financial profit. For instance, The Pirate Bay is one of the most popular sites in the whole Internet (ranked the 99th in the Alexa Ranking) as well as one of the most valued ones (around 10M\$).

-*Hosting Providers* are companies dedicated to rent-

ing servers. Heavy seeding activity performed by some publishers requires significant resources (*e.g.* bandwidth and storage). Thus a large fraction of major publishers obtain the needed resources from rented servers in hosting providers who receive income in return for the offered service. Let's focus on OVH, the ISP responsible of a major portion of content published in BitTorrent. Our measurement study shows that OVH contributes between 78 and 164 different servers (*i.e.* IP addresses) across the different datasets. Considering the cost of the average server offered by OVH in its web page (around 300 euros/month) we estimate the average income obtained by OVH due to BitTorrent content publishing ranges between roughly 23.4K and 42.9K euros/month. It is worth noting that some hosting providers have defined strict policies against sharing copyrighted material through P2P applications using their servers due to legal issues¹⁰. However the income obtained by some hosting providers such as OVH seems to justify the risk of potential legal actions taken against them.

-Ads companies are responsible for advertisements in the Internet. They have a set of customers who wish to be advertised in the Internet and a set of web sites where they put their customers ads. They apply complex algorithms to select where (in which web site) and when to put each ad dynamically. They charge their customers for this service and part of this income is forwarded to the web sites where the ads have been posted. Therefore, ad companies look for popular web sites for where to put ads for their costumers. We have demonstrated in this paper that profit-driven BitTorrent content publisher's web sites are popular, thus most of them post ads from ads companies¹¹. Hence, part of the income of ads companies is directly linked to the BitTorrent content publishing. Unfortunately, there is no practical way to estimate the value of this incomes.

In a nutshell, this section describes the complete business model behind content publishing in BitTorrent and briefly characterizes the main players. Finally, Figure 5 graphically represents the business model of content publishing in BitTorrent where the arrows indicate the flow of money between the different players.

7. SOFTWARE FOR CONTENT PUBLISHING MONITORING

We have implemented a system that continuously monitors new contents published via The Pirate Bay portal in order to retrieve information about content publishers in real time. Our methodology is described in Section 2. Here we focus on tracking the content publisher (and not the downloaders), thus we make only one connection to the tracker just after we learn of a

¹⁰<http://www.serverintellect.com/terms/aup.aspx>.

¹¹We have validated this by looking at the header exchange between the browser and the publishers' web site servers.

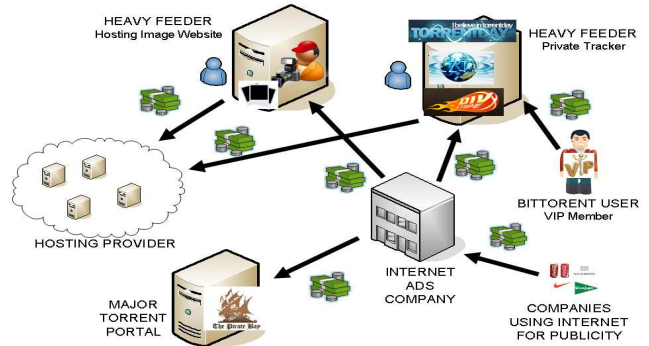


Figure 5: Business Model of Content Publishing in Bittorrent

new torrent from The Pirate Bay RSS feed. Our system retrieves the following information about each item: filename, content category and subcategory (based on The Pirate Bay categories), publisher's username, and (in those cases we can) the publisher's IP address as well as the ISP, City and Country associated to this IP address. Furthermore, for profit-driven publishers described in this paper we have created an individual publisher's web page that provides specific information such as the publisher's promoted url or business type. The system stores all this information in a database. Finally, we have built a simple web-based interface to query this database. This interface is publicly available¹².

Our application has a double goal. One the one hand, we want to share this data with the research community to permit further analysis of different aspects of the BitTorrent content publishing system. On the other hand, we believe that this application can be useful for regular BitTorrent clients. First, a BitTorrent client can easily identify those publishers that publish content aligned with her interest (*e.g.* an e-books consumer could find publishers responsible for publishing large numbers of e-books). Furthermore, we are working on implementing a feature to filter out fake publishers, allowing BitTorrent users of our application (in the future) to avoid downloading fake content.

8. RELATED WORK

Significant research effort has been dedicated to understand different aspects of BitTorrent by gathering data from live swarms [11, 19, 12, 9, 17, 21, 6, 8]. Most of these works have been dedicated to understand different demographics [11, 19, 21] and technical [17, 12, 8] aspects. However, to the best of the authors knowledge the study of socio-economics aspects of BitTorrent

¹² <http://bittorrentcontentpublishers.netcom.it.uc3m.es/>. Please, contact the authors in order to get an user and a password to log in.

(such as those covered in this paper) has received little attention. The most relevant work to this paper is the recent study performed by LeBlond et al. [6]. The authors aim to demonstrate the weakness of BitTorrent privacy. As part of their study the authors look at the demographics of BitTorrent content publishing concluding that it presents a highly skewed distribution and the important presence of hosting providers in this activity. This validates some of our initial observations. It is also worth mentioning the work done by Chao et al. [21]. The authors present the most extensive study to characterize the BitTorrent ecosystem performed so far. A small part of the paper is also dedicated to the analysis of content publishing demographics. The authors assume that the content publisher is identified by the username that publish the torrent file in the BitTorrent portal. We have shown that this assumption may hide some important information (*e.g.* fake publishers). The study also corroborates that content publishing follows a skewed distribution. Our work goes beyond simply studying the demographics of content publishing. We identify, characterize and classify the major publishers' and (more interestingly) unreveal their incentives and the business model behind content publishing in BitTorrent.

9. CONCLUSION

In this paper we have deeply studied the content publishing activity in BitTorrent both from a technical and a socio-economic point of view. The results reveal that just few publishers (around 100) are responsible for 2/3 of the published content and 3/4 of the downloads in our dataset. We have carefully examined these users and discovered that:

- antipiracy-agencies and malicious users perform systematic poisoning index attacks over major BitTorrent Portals in order to obstruct download of copyrighted content and to spread malware respectively. Overall, this attack contributes 30% of the content and attracts 25% (several millions) of downloads.
- BitTorrent owes an important part of its success, 1/3 of the content and 1/2 of the downloads (if we do not consider fake content), to a few publishers that are motivated by financial incentives. We believe that (sooner or latter) these few publishers will be targeted by legal actions, and it is unclear how this will impact the global BitTorrent ecosystem: *will these major publishers stop content publishing activity?*, in this case, *will BitTorrent survive as the most important file-sharing application without these publishers?*

10. ACKNOWLEDGEMENT

The authors would like to thank Jon Crowcroft for his insightful comments and David Rubio for his help on developing the web-based application.

11. REFERENCES

- [1] http://www.theregister.co.uk/2008/06/02/onk_further_arrests/.
- [2] <http://yro.slashdot.org/yro/05/01/13/2248252.shtml?id=123&tid=97&t>
- [3] MaxMind- GeoIP. <http://www.maxmind.com/app/ip-location>.
- [4] The Impact of P2P File Sharing, Voice over IP, Skype, Joost, Instant Messaging, One-Click Hosting and Media Streaming such as YouTube on the Internet, 2007. <http://www.ipoque.com/resources/internet-studies/internet-study-2007>.
- [5] Bay tsp annual report, 2008. <http://tech.mit.edu/V129/N28/piracy/BayTSP2008report.pdf>.
- [6] S. Le Blond, A. Legout, F. Lefessant, W. Dabbous, and M. Ali Kaafar. Spying the world from your laptop. *LEET'10*, 2010.
- [7] D. R. Choffnes, J. Duch, D. Malmgren, R. Guimera, F. E. Bustamante, and L. Amaral. Strange bedfellows: Communities in bittorrent. *IPTPS'10*, 2010.
- [8] R. Cuevas, N. Laoutaris, X. Yang, G. Siganos, and P. Rodriguez. Deep diving into bittorrent locality. Technical report, available from: <http://arxiv.org/abs/0907.3874>, 2009.
- [9] L. Guo, S. Chen, Z. Xiao, E. Tan, X. Ding, and X. Zhang. Measurements, analysis, and modeling of bittorrent-like systems. In *Proc. of ACM IMC'05*.
- [10] David Hales, Rameez Rahman, Boxun Zhang, Michel Meulpolder, and Johan Pouwelse. Bittorrent or bitcrunch: Evidence of a credit squeeze in bittorrent? In *WETICE '09*, 2009.
- [11] M. Izal, G. Urvoy-Keller, E.W. Biersack, P.A. Felber, A. Al Hamra, and L. Garces-Erice. Dissecting bittorrent: Five months in a torrent's lifetime. In *Proc. of PAM '04*.
- [12] S. Kaune, R. Cuevas, G. Tyson, A. Mauthe, C. Guerrero, and R. Steinmetz. Unraveling BitTorrent's File Unavailability: Measurements, Analysis and Solution Exploration. In *IEEE P2P'10*, 2010.
- [13] B. Krishnamurthy and C. E. Wills. On the leakage of personally identifiable information via online social networks. In *ACM WOSN '09*, 2009.
- [14] N. Laoutaris, D. Carra, and P. Michiardi. Uplink allocation beyond choke/unchoke or how to divide and conquer best. In *Proc. of ACM CoNEXT'08*.
- [15] A. Legout, N. Liogkas, E. Kohler, and L. Zhang. Clustering and sharing incentives in bittorrent systems. In *Proc. of ACM SIGMETRICS '07*.
- [16] J. Liang, N. Naoumov, and K.W. Ross. The index poisoning attack in p2p file sharing systems. In *IEEE INFOCOM'06*, 2006.
- [17] D. Menasche, A. Rocha, B. Li, D. Towsley, and A. Venkataramani. Content availability in swarming systems: Models, measurements and bundling implications. In *Proc. of ACM CoNEXT'09*.
- [18] M. Piatek, T. Isdal, T. Anderson, A. Krishnamurthy, and Venkataramani A. Do incentives build robustness in BitTorrent? In *Proc. of NSDI'07*, 2007.
- [19] J.A. Pouwelse, P. Garbacki, D.H.J. Epema, and H.J. Sips. The BitTorrent P2P file-sharing system: Measurements and analysis. In *Proc. of IPTPS'05*.
- [20] M. Sirivianos, J. Han, P. Rex, and C.X. Yang. Free-riding in bittorrent networks with the large view exploit. In *In IPTPS 07*, 2007.
- [21] C. Zhang, P. Dhungel, D. Wu, and K.W. Ross. Unraveling the bittorrent ecosystem. *IEEE Transactions on Parallel*

APPENDIX

A. ESTIMATION OF SESSION DURATION

In this appendix we explain the procedure utilized to calculate the duration of the session time of a given peer in a given torrent. We explain the procedure using the *mn08* dataset. Note that it would be similar for *pb10*.

Our *mn08* crawler connects to the tracker periodically and obtains a random subset of all the IP addresses participating in the torrent. Then, we cannot guarantee to obtain the IP address of the target peer in a resolution of seconds or even few minutes. This imposes some restrictions to compute the content publisher’s seeding time in a given torrent.

Therefore, we firstly define a model to estimate the number of queries to the tracker (m) needed to obtain the IP address of the content publisher with a given probability \mathcal{P} . Let’s assume that: (i) we have a torrent with \mathcal{N} peers and (ii) for each query the tracker gives us a random set of \mathcal{W} IP addresses. Then, if the target peer is in the torrent, the probability (\mathcal{P}) of obtaining its IP address in m consecutive queries to the tracker is given by:

$$\mathcal{P} = 1 - \left(1 - \frac{\mathcal{W}}{\mathcal{N}}\right)^m \quad (1)$$

We have computed the maximum instantaneous population of the torrents in our *mn08* and found that 90% of torrents have typically less than 165 concurrent peers. Then, we assume that the torrents have always a population $\mathcal{N} = 165$. This is an upper bound that allows us to remove the noise introduced by the churn. We make a second conservative assumption: the tracker gives us $\mathcal{W} = 50$ random IPs in each response (although in most of the cases we obtain 200 IP addresses). With these numbers and the proposed model we can assure that, if a peer (*e.g.* a content publisher) is in the torrent, we will discover it in $m = 13$ queries to the tracker with a probability higher than 0.99.

Next, we have calculated the time between 2 consecutive queries to the tracker in our dataset, and have checked that 90% of them are less than 18 minutes apart. Then, we again make a conservative assumption and consider that the time between two consecutive queries is 18 minutes.

Hence, multiplying the number of needed queries by the time between two consecutive queries we conclude that if a peer (*e.g.* content publisher) is in the torrent, we are able to get its IP address in a period of 4h with a probability equal to 0.99. Therefore, we consider that a given content publisher is offline (*i.e.* its session has finished) if its IP address is not gathered in the torrent during 4 hours. We have repeated the experiments with