

****Volume Title****

*ASP Conference Series, Vol. **Volume Number***

****Author****

© ****Copyright Year**** *Astronomical Society of the Pacific*

Galactic Small Scale Structure Revealed by the GALFA-HI Survey

Ayesha Begum¹, Snežana Stanimirović¹, Joshua E. Peek², Nicholas, Ballering¹, Carl Heiles³, Kevin A. Douglas⁴, Mary Putman², Steven Gibson⁵, Jana Grcevich², Eric Korpela⁶, Min-Young Lee¹, Destry Saul², Jay Gallagher¹

¹*University of Wisconsin, Madison, 475 N Charter St, Madison, WI 53703*

²*Department of Astronomy, Columbia University, New York, NY 10027, USA*

³*Radio Astronomy Lab, UC Berkeley, 601 Campbell Hall, Berkeley, CA 94720*

⁴*School of Physics, University of Exeter, Stocker Road, Exeter, UK EX44QL*

⁵*Department of Physics and Astronomy, Western Kentucky University, Bowling Green, KY 42101*

⁶*Space Sciences Laboratory, University of California, Berkeley, CA 94720*

Abstract.

The Galactic Arecibo L-band Feed Array HI (GALFA-HI) survey is mapping the entire Arecibo sky at 21-cm, over a velocity range of -700 to $+700$ km s⁻¹ (LSR), at a velocity resolution of 0.18 km s⁻¹ and an angular resolution of 3.5 arcmin. The unprecedented resolution and sensitivity of the GALFA-HI survey have resulted in the detection of many isolated, very compact HI clouds at low Galactic velocities which are distinctly separated from the HI disk emission. In the limited area of ~ 4600 deg² searched so far, we have detected 96 such compact clouds. The detected clouds are cold with T_k less than 300 K. Moreover, they are quite compact and faint, with median values of 5 arcmin in angular size, 0.75 K in peak brightness temperature, and 5×10^{18} cm⁻² in HI column density. From the modeling of spatial and velocity distributions of the whole compact cloud population, we find that the bulk of clouds are related to the Galactic disk, and are within a few kpc distance. We present properties of the compact clouds sample and discuss various possible scenarios for the origin of this clouds population and its role in the Galactic interstellar medium studies.

1. Introduction

Traditionally, HI observations have been able to trace the entire hierarchy of structures in the diffuse interstellar medium (ISM) on scales ≥ 1 pc. However, the small-scale end of this spectrum, i.e scales < 1 pc, is still largely unexplored because of a paucity of high spatial/velocity resolution imaging surveys. The presence of sub-pc scale ISM clouds raises many interesting questions. For example, how abundant is this cloud population? What are the formation and survival mechanisms for sub-pc clouds with low HI column densities? Also, what role do these clouds play in the general ISM? The small scale structure in the ISM is particularly interesting as it tends to probe dynamic “events” such as stellar winds (Matthews et al. 2008; Gerard & Le Bertre 2006), shocks

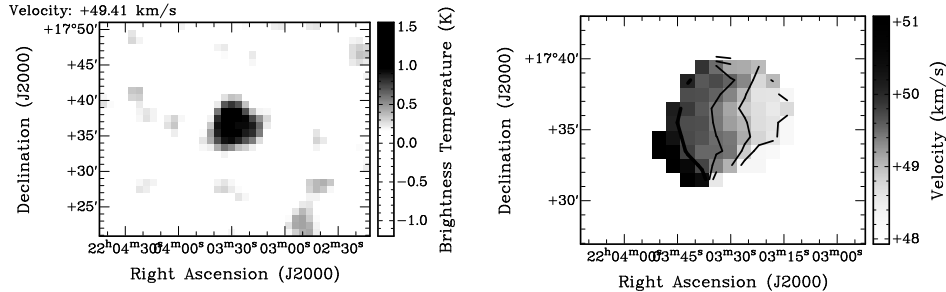


Figure 1. (Left) The GALFA-HI image of a compact cloud at $V_{LSR} \sim 49 \text{ km s}^{-1}$. (Right) The velocity field of the compact cloud.

(Gibson et al. 2005), turbulence (de Avillez & Breitschwerdt 2005; Audit & Hennebelle 2005) and Galactic accretion (Heitsch & Putman 2009). To fully investigate the nature of small scale ISM clouds a sensitive, unbiased, high resolution survey of the entire sky is required.

The Galactic Arecibo L-band Feed Array HI (GALFA-HI) survey is successfully mapping the entire Arecibo sky at 21 cm. The survey covers a velocity range of -700 to $+700 \text{ km s}^{-1}$ (LSR) at an unprecedented velocity resolution of 0.18 km s^{-1} and a angular resolution of 3.5 arcmin (Stanimirović & et. al. 2006; Peek & Heiles 2008). The combination of sensitivity and resolution provided by the GALFA-HI survey allows us to probe a new regime of faint, small HI objects that have not been seen before in lower resolution survey, e.g. Leiden/Argentine/Bonn (LAB) survey, Galactic all sky survey (GASS) (McClure-Griffiths et al. 2009; Kalberla et al. 2005) or lower sensitivity surveys, e.g. Canadian Galactic Plane Survey (Stil et al. 2006). In this proceedings we present properties of compact clouds detected at Galactic velocities in the GALFA-HI survey and discuss their origin and role in Galactic ISM studies.

2. Compact clouds search

The GALFA-HI data cubes were searched for *compact* (“almost unresolved”) and *isolated* clouds (distinguishable from, if any, unrelated background emission). The clouds which appeared to be a part of larger, filamentary structures were not considered. We searched for and identified clouds visually and mainly found within the velocity range of $-120.0 < V_{LSR} < 120.0 \text{ km s}^{-1}$. Compact clouds found outside this range were relatively rare and were mainly identified as known galaxies. For details please see Begum et al. (2010). In the limited area of $\sim 4600 \text{ deg}^2$ searched so far, a total of 96 clouds were identified. An example image at a velocity of $\sim 49.0 \text{ km s}^{-1}$, showing a compact HI clouds, is presented in Figure 1(Left). The velocity field of this cloud is shown in Figure 1(Right). The cloud properties are presented and discussed in the following sections.

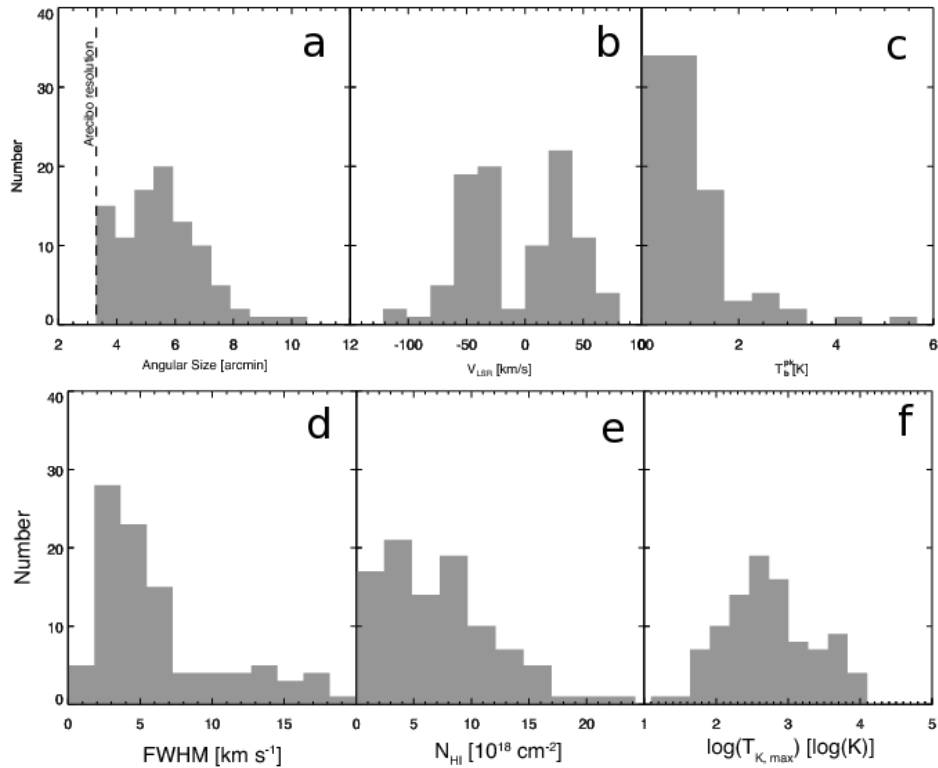


Figure 2. Histograms of basic observed properties for the whole sample of compact clouds: angular size, central V_{LSR} , the peak brightness temperature, T_b^{pk} , FWHM, N_{HI} and $\log(\text{Kinetic temperature})$ for the compact cloud sample.

3. Properties of compact clouds

Figure 2 show the histogram of some of the observed properties of the compact cloud sample. We summarize the main results below.

- As shown in Fig. 2a, the clouds are typically compact, with the median angular size of the sample being $\sim 5'$. They are either unresolved at Arecibo's resolution or have an unresolved core along with some faint diffuse emission.
- Fig. 2c shows that the majority of clouds have $T_b^{pk} = 0.5 - 2$ K. The median peak brightness temperature for the whole sample is 0.75 K. This low peak brightness temperature, coupled with the small angular size, explains why such clouds were largely missed by previous large-scale Galactic HI surveys, e.g. the LAB and GASS survey (McClure-Griffiths et al. 2009; Kalberla et al. 2005).
- Clouds are found at both positive and negative LSR velocities (see Fig. 2b). The V_{LSR} histogram has a nearly symmetric distribution around $V_{LSR} = 0$ km s $^{-1}$. The gap at velocities between $-20 \leq V_{LSR} \leq 5$ km s $^{-1}$ is not real, but due to difficulties in finding clouds in the presence of bright Galactic emission.

- Most clouds are found in the first and second Galactic Quadrant, at least partially due to our limited survey coverage and appear at velocities both allowed and forbidden by the Galactic rotation. We find that most of the clouds deviate from Galactic rotation by at-most 50 km s^{-1} level, i.e. deviation velocity $V_{\text{dev}} \leq 50 \text{ km s}^{-1}$ (with a majority showing $V_{\text{dev}} \sim 20 \text{ km s}^{-1}$). Further, most of the clouds are at high Galactic latitudes with $|b| \sim 20^\circ - 60^\circ$.
- The compact cloud sample has a narrow velocity line widths, in the range of $\sim 1-8 \text{ km s}^{-1}$, with a median FWHM of 4.2 km s^{-1} (see Fig. 2d). This corresponds to $T_{k,\text{max}} \sim 300 \text{ K}$, the upper limit on the kinetic temperature (i.e. the kinetic temperature in the case of no non-thermal broadening, defined as $T_{k,\text{max}} = 21.86 \Delta V^2$). Our median $T_{k,\text{max}}$ is very similar to what is found for the Galactic CNM clouds seen in absorption in the Millennium survey (Heiles & Troland 2003), suggesting that these compact clouds have properties similar to those of typical Galactic CNM clouds.
- As can be seen in Fig. 2e, the integrated HI column density distribution peaks at $5 \times 10^{18} \text{ cm}^{-2}$, with $\sim 80\%$ of clouds having $N_{\text{HI}} < 10^{19} \text{ cm}^{-2}$. This is low relative to typical Galactic CNM clouds, which tend to have $N_{\text{HI}} \sim 10^{20} \text{ cm}^{-2}$ (Heiles & Troland 2003).
- For $\sim 31\%$ of the compact clouds in our sample, two Gaussian functions were required to fit the observed velocity profiles. A narrow and bright Gaussian function is required to fit the line center, while a faint and broad component is needed to fit the line wings. This indicates the presence of multi-phase medium in one third of the sample clouds.
- Nearly 32% of the compact clouds in our sample show large scale velocity gradients of $\sim 0.5 - 1 \text{ km s}^{-1} \text{ arcmin}^{-1}$. This could be a signature of rotation in case of self-gravitating clouds. We can test the hypothesis that clouds are gravitationally bound by comparing their virial and the HI mass. The median $M_{\text{vir}} \times D^{-1}$ for the sample is $\sim 2 \times 10^3 M_{\odot} \text{ kpc}^{-1}$, whereas the median $M_{\text{HI}} \times D^{-2}$ for the sample is $\sim 0.1 M_{\odot} \text{ kpc}^{-2}$, where D is the unknown cloud distance. Thus, $\frac{M_{\text{vir}}}{M_{\text{HI}}} \sim \frac{2 \times 10^4}{D(\text{kpc})}$. Hence, for any reasonable distance, gravity is totally negligible, unless a huge amount of dark matter is invoked to stabilize compact clouds. Other possibilities, such as velocity gradients being due to cloud expansion from stellar mass loss are more appropriate (Gerard & Le Bertre 2006; Matthews et al. 2008).

4. Distance constraints

In order to determine the nature of the compact clouds, we need to know their distance. Are these clouds at extra-galactic distances or are they connected to the Galactic disk? One way we can check whether the compact clouds are connected to the Galactic disk is by modeling their latitude distribution. A distribution which is oblate in the plane of the Galaxy would indicate a relationship to the disk. Figure 3 shows the normalized cumulative distribution of the compact clouds plotted as a function of the Galactic latitude. The same quantity is also plotted for the two models with clouds having spherical and oblate distributions. As can be seen, a spherical distribution is a much poorer fit to

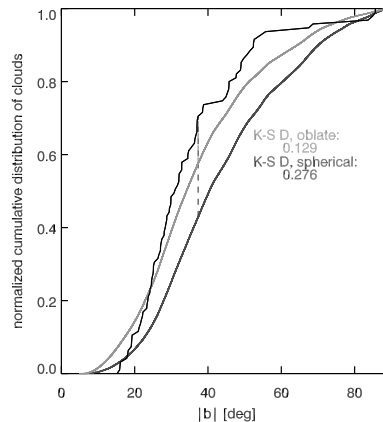


Figure 3. The normalized cumulative distribution of sample clouds plotted as a function of Galactic latitude. The same quantity is plotted for the two models with clouds having spherical and oblate distributions. For details refer to Begum et al. (2010).

the data than an oblate distribution. This suggests that the bulk of the clouds are related to the Galactic disk.

Another constraint on the distance comes from a symmetric distribution of V_{LSR} around 0 km s^{-1} (see Figure 2b). As most clouds in the sample have $|b| > 30$ degrees, a cloud distance $> 3 \text{ kpc}$ would imply a height above the Galactic plane that is $> 1 \text{ kpc}$. At such heights Galactic rotation is lower than in the plane and this would result in a significant lag to the cloud radial velocity (Levine et al. 2008; Collins et al. 2002). As a result, the V_{LSR} distribution for the whole sample would be significantly skewed toward negative velocities. As we do not observe this effect when considering the whole sample of compact clouds, we conclude that a majority of clouds are likely to be at a distance $\leq 3 \text{ kpc}$.

5. Discussion and conclusions

As shown in the previous section, the bulk of the compact clouds are related to the Galactic disk and are within 2–3 kpc. We can now address the question about what is the nature of compact clouds.

For a distance $\leq 1 \text{ kpc}$, a typical size of compact clouds is $\leq 1 \text{ pc}$ and we are dealing with nearby Galactic clouds. In this case, a significant fraction of clouds would have $n \geq 1 \text{ cm}^{-3}$, a total pressure $\sim 1000 \text{ K cm}^{-3}$ and an HI mass $< 10^{-1} M_{\odot}$. However, at a distance as low as 100 pc these properties become slightly more extreme: $n \sim 10 \text{ cm}^{-3}$, $P_{\text{ther}} \sim 3000 \text{ K cm}^{-3}$, $M_{\text{HI}} \sim 10^{-3} M_{\odot}$, and clouds would have a linear size of $\leq 30,000 \text{ AU}$. In this scenario, the compact clouds probably represent low column-density examples of the population of CNM clouds on sub-pc scales. The obvious questions are, how do such small and isolated clouds form and survive in the ISM, and what role do they play within the general ISM?

One possible scenario that can explain the formation and maintenance of compact cold clouds in the ISM is interstellar turbulence. Recently numerical simulations of the ISM have started to describe cold and warm atomic gas with a numerical resolution and dynamic range approaching realistic physical scales e.g. (de Avillez & Breitschwerdt 2005; Audit & Hennebelle 2005). The numerical simulations by Audit & Hennebelle (2005) show that a collision of incoming turbulent flows can initiate condensation of the WNM into cold neutral clouds. A collision of incoming WNM streams creates a thermally unstable region of higher density and pressure but lower temperature, which further fragments into small cool structures. The abundance of cold structures, as well as their properties, depends heavily on the properties of the underlying turbulent flows. For example, Audit & Hennebelle (2005) find that a significant fraction of the CNM structures formed in the case of very turbulent flow have thermal pressures of $\leq 10^4$ K cm $^{-3}$, temperatures ≥ 100 K and volume density $n \leq 100$ cm $^{-3}$. These CNM structures are thermally stable, long lived and in the case of stronger turbulence they appear round. These properties are similar to what we find for our compact cloud sample.

Another possibility for the formation of compact clouds could be provided by stellar outflows. HI emission has been detected in the circumstellar shells of a variety of evolved stars, viz. asymptotic giant branch stars, oxygen-rich and carbon-rich stars, semi-regular and Mira variables, and planetary nebulae (Gerard & Le Bertre 2006; Matthews et al. 2008). Our cross-correlation of the compact cloud catalog with the catalogue of variable stars by Downes et al. (2006) suggests that a subset of clouds has at least one variable star within a radius of 1 degree. Assuming that the detected HI clouds are the circumstellar HI associated with variable stars, for a typical distance of 100 pc and an expansion velocity of 5 km s $^{-1}$ seen for circumstellar HI (Gerard & Le Bertre 2006), a one degree separation of the HI clouds from the variable star corresponds to an HI diameter of 1.7 pc, a characteristic expansion time-scale of 0.34 Myr and an HI mass of $\sim 2 \times 10^{-3} M_{\odot}$. All three parameters agree well with the ones found in the HI survey of circumstellar envelopes around evolved stars (Gerard & Le Bertre 2006). Hence it is likely that some of the compact clouds are related to the outflows from evolve stars.

Once formed by turbulence and/or stellar outflows and injected into the surrounding medium, these isolated compact clouds of cold, low column density HI will be immersed in the warm/hot ambient gas. From Eq. (47) in McKee & Cowie (1977), the mass-loss of a compact HI cloud embedded in a hot plasma ($T \sim 10^6$ K) is $\sim 7 \times 10^{-2} M_{\odot} \text{ Myr}^{-1}$, whereas if the clouds are embedded in large warm envelopes ($T \sim 7000$ K) the evaporation mass-loss is ten times smaller. This implies that the compact clouds may be evaporating on a time-scale of ~ 1 Myr, due to a combination of conductive heat transfer and/or Kelvin-Helmholtz instabilities from the surrounding warm/hot medium (Stanimirović & Heiles 2005).

So far we have considered the scenarios when the observed compact clouds are nearby i.e $D < 1$ kpc. However, if they are at a distance of a few kpc, the majority of clouds would have $P_{\text{ther}} \leq 100$ K cm $^{-3}$, $n \sim 1.0$ cm $^{-3}$, a height of ~ 1 kpc above the disk, and corresponding HI masses of $\sim 0.01 - 0.3 M_{\odot}$. In this scenario, observed cloud properties are similar to numerous HI clouds found in the Galactic disk-halo interface region (Lockman 2002; Stil et al. 2006; Ford 2008; Ben Bekhti et al. 2009). The HI clouds in the disk-halo interface region are generally thought to originate from the condensation of hot gas expelled from the disk by superbubbles (Houck & Bregman 1990).

To conclude, the unprecedented resolution and sensitivity of the GALFA-HI survey have resulted in the detection of many compact, isolated, cold HI clouds at high Galactic latitudes (Begum et al. 2010). A significant fraction of these clouds show multi-phase medium and velocity gradients. From the modeling and other distance constraints we find that the bulk of the clouds are likely to be related to the Galactic disk and are within a few kpc distance. Depending on the cloud distances, we have considered various possible scenarios for the origin of this cloud population. If nearby at a distance less than a kpc, these could be Galactic CNM clouds at sub-parsec scale, formed by stellar outflows and/or ISM turbulence. On the other hand, if the clouds are at a distance of a few kpc, they are likely to be in the disk-halo interface region of the Galaxy.

We are currently developing automated methods for cloud detection. Once the GALFA-HI survey is complete, we will collate a larger sample of the compact clouds. This will allow us to quantify how common such clouds are in the ISM, and whether they are related to local events, such as stellar winds or large scale atomic flows, or are globally distributed across the disk with notable kinematic properties.

References

- Audit, E., & Hennebelle, P. 2005, *A&A*, 433, 1
- Begum, A., Stanimirovic, S., Peek, J. E. G., Ballering, N., Heiles, C., Douglas, K., Putman, M., Gibson, S. J., Grevich, J., Korpela, E., Lee, M., Saul, D., & Gallagher, J. 2010, *ApJ*, submitted
- Ben Bekhti, N., Richter, P., Winkel, B., Kenn, F., & Westmeier, T. 2009, *A&A*, 503, 483
- Collins, J. A., Benjamin, R. A., & Rand, R. J. 2002, *ApJ*, 578, 98
- de Avillez, M. A., & Breitschwerdt, D. 2005, *ApJ*, 634, L65
- Downes, R. A., Webbink, R. F., Shara, M. M., Ritter, H., Kolb, U., & Duerbeck, H. W. 2006, *VizieR On-line Data Catalog: V/123A*
- Ford, A. H. e. a. 2008, *ApJ*, 688, 290
- Gerard, E., & Le Bertre, T. 2006, *AJ*, 132, 2566
- Gibson, S. J., Taylor, R., A., H. L., Brunt, C. M., & Dewdney, P. E. 2005, *ApJ*, 626, 195
- Heiles, C., & Troland, T. H. 2003, *ApJ*, 145, 329
- Heitsch, F., & Putman, M. E. 2009, *ApJ*, 698, 1485
- Houck, J. C., & Bregman, J. N. 1990, *ApJ*, 352, 506
- Kalberla, P. M. W., Burton, W. B., Hartmann, D., Arnal, E. M., Bajaja, E., Morras, R., & Poppel, W. G. L. 2005, *A&A*, 440, 775
- Levine, E. S., Heiles, C., & Blitz, L. 2008, *ApJ*, 679, 1288
- Lockman, F. J. 2002, *ApJ*, 580, L47
- Matthews, L. D., Libert, Y., Gerard, E., T., L. B., & Reid, M. J. 2008, *ApJ*, 684, 603
- McClure-Griffiths, N. M., Pisano, D. J., R., C. M., Ford, H. A., & et al. 2009, *ApJS*, 181, 398
- McKee, C. F., & Cowie, L. L. 1977, *ApJ*, 215, 213
- Peek, J. G. E., & Heiles, C. 2008, *arXiv:0810.1283*
- Stanimirović, & et. al. 2006, *ApJ*, 653, 1210
- Stanimirović, & Heiles, C. 2005, *ApJ*, 631, 371
- Stil, J. M., Lockman, F. J., Taylor, A. R., Dickey, J. M., Kavars, D. W., Martin, P. G., Rothwell, T. A., Boothroyd, A. I., & McClure-Griffiths, N. M. 2006, *ApJ*, 637, 366

Acknowledgments. We are grateful to the staff at the Arecibo observatory for running the GALFA-HI observations. The Arecibo Observatory is part of the National Astronomy and Ionosphere Center, which is operated by Cornell University under a cooperative agreement with the NSF. A.B., S.S., M.P., C.H., E.J.K., and J.E.P. acknowledge support from NSF grants AST-0707597, 0917810, 0707679, and 0709347.