

# Strong spin resonance on $\text{BaFe}_2(\text{As}_{0.65}\text{P}_{0.35})_2$ with $T_c = 30$ K

Motoyuki Ishikado,<sup>1,2,3,\*</sup> Yuki Nagai,<sup>4,5,3</sup> Katsuaki Kodama,<sup>1,3</sup> Ryoichi Kajimoto,<sup>6,3</sup> Mitsutaka Nakamura,<sup>6</sup> Yasuhiro Inamura,<sup>6</sup> Shuichi Wakimoto,<sup>1,3</sup> Hiroki Nakamura,<sup>4,5,3</sup> Masahiko Machida,<sup>4,5,3</sup> Katsuhiko Suzuki,<sup>7,3</sup> Hidetomo Usui,<sup>7</sup> Kazuhiko Kuroki,<sup>7,3</sup> Akira Iyo,<sup>2,3</sup> Hiroshi Eisaki,<sup>2,3</sup> Masatoshi Arai,<sup>6,3</sup> and Shin-ichi Shamoto<sup>1,3</sup>

<sup>1</sup>Quantum Beam Science Directorate, Japan Atomic Energy Agency, Tokai, Ibaraki 319-1195, Japan

<sup>2</sup>Nanoelectronics Research Institute, National Institute of Advanced Industrial Science and Technology, Tsukuba, Ibaraki 305-8562, Japan

<sup>3</sup>JST, Transformative Research-Project on Iron Pnictides (TRIP), Chiyoda, Tokyo 102-0075, Japan

<sup>4</sup>CCSE, Japan Atomic Energy Agency, 6-9-3 Higashi-Ueno, Tokyo 110-0015, Japan

<sup>5</sup>CREST(JST), 4-1-8 Honcho, Kawaguchi, Saitama, 332-0012, Japan

<sup>6</sup>J-PARC Center, Japan Atomic Energy Agency, Tokai, Ibaraki 319-1195, Japan

<sup>7</sup>Department of Applied Physics and Chemistry, The University of Electro-Communications, Chofu, Tokyo 182-8585, Japan

(Dated: August 28, 2018)

We performed inelastic neutron scattering on powder sample of the P-doped iron-based superconductor  $\text{BaFe}_2(\text{As}_{0.65}\text{P}_{0.35})_2$  with  $T_c = 30$  K, whose superconducting (SC) order parameter is expected to have line nodes. We have observed spin resonance at  $Q \sim 1.2 \text{ \AA}^{-1}$  and  $E = 12$  meV in the SC state. The resonance enhancement, which can be a measure of the area of sign reversal between the hole and electron Fermi surfaces (FSs), is comparable to those of other iron-based superconductors without line nodes. This fact indicates that the sign reversal between the FSs is still dominant in this system, and the line nodes should create only limited area of sign-reversal on a single FS. Hence the system can hold relatively high- $T_c$ . Comparison with theoretical calculation indicates horizontal line nodes may be a candidate to reproduce the observation.

PACS numbers: 74.20.Rp, 74.20.Mn, 74.70.Xa, 78.70.Nx

In the study of unconventional superconductors, neutron scattering has played significant roles in characterizing the antiferromagnetic (AF) spin fluctuation, as well as in determining the symmetry of the order parameter. In particular, a spin resonance mode, observed as an enhancement of the dynamical structure factor  $S(Q, E)$  ( $Q$ : Momentum,  $E$ : Energy) below superconducting transition temperature ( $T_c$ ), is taken as a direct evidence for the sign inversion of the order parameter. In the case of cuprates, observation of the spin resonance mode is associated with the  $d$ -wave character of the order parameter [1–3]. In the case of iron-based superconductors, the spin resonance mode is observed as an enhancement of  $S(Q, E)$  in the superconducting (SC) states relative to normal state at  $Q_{AF}=(1/2, 1/2)$  in tetragonal notation [4–10]. This observation is considered as an evidence for the  $s_{\pm}$  wave superconductivity [11–14].

Through the research of iron-based superconductors, the symmetry of the SC order parameter has been systematically examined by various methods, including angle-resolved photoemission spectroscopy, penetration depth and thermal conductivity measurements. In most of the iron-based superconductors with relatively high- $T_c$ , such as  $\text{SmFeAs}(\text{O},\text{F})$  ( $T_c=45$  K),  $(\text{Ba},\text{K})\text{Fe}_2\text{As}_2$  ( $T_c=38$  K),  $\text{PrFeAsO}_{1-y}$  ( $T_c=35$  K) and  $\text{LiFeAs}$  ( $T_c=16$  K), experimental results indicate the fully-gapped symmetry [15–18]. On the other hand, line node symmetry is proposed in lower- $T_c$  counterparts, such as  $\text{LaFePO}_{1-y}$  ( $T_c=7$  K) and  $\text{KFe}_2\text{As}_2$  ( $T_c=3$  K) [19, 20]. The tendency apparently suggests that the nodal order parameter is unfavorable for high- $T_c$ . However, this tendency turns

out to be non-universal, since recent penetration depth, thermal conductivity and NMR relaxation rate measurements on the  $\text{BaFe}_2(\text{As},\text{P})_2$  superconductor have demonstrated that this material possesses line nodes in the order parameter, in spite of its relatively high- $T_c$  of 30 K [21, 22]. Here the urgent question one should answer is whether relevant SC order parameter of high- $T_c$  superconductivity in  $\text{BaFe}_2(\text{As},\text{P})_2$  is essentially the same or distinct from other high- $T_c$  colleagues. According to several theoretical researches, it is pointed out that SC gap symmetry of P-doped superconductor may change from fully-gapped  $s_{\pm}$  wave to nodal  $s_{\pm}$  wave or  $d$ -wave, resulting in new spin resonance at different wave vector [23–25]. Inelastic neutron scattering is a proper probe to detect such magnetic response, namely, it may exhibit different magnetic excitations from that of other iron-based high- $T_c$  superconductors.

In this study, we have performed inelastic neutron scattering to characterize the magnetic excitation and the SC gap symmetry of  $\text{BaFe}_2(\text{As}_{0.65}\text{P}_{0.35})_2$  on a  $\sim 36$  g powder sample with  $T_c=30$  K. Here the SC gap symmetry is discussed based on the observed features of the resonance peak. One might suspect that the momentum resolution is significantly limited compared to the measurements using single crystal samples because our experiment has been carried out on a powder sample. However, as we shall see, strong resonant behavior as well as its temperature dependence have allowed us to extract essential information. We also note that the first observation of the spin resonance was reported on a powder sample [4]. In this letter, we show that the order

parameter of  $\text{BaFe}_2(\text{As}_{0.65}\text{P}_{0.35})_2$  has predominantly  $s_{\pm}$  wave symmetry as in other high- $T_c$  iron-based superconductors, and the region where the sign of the order parameter is reversed exists in the limited parts on a single FS. These observations suggest that relatively high- $T_c$  ( $=30$  K) superconductivity despite line node symmetry in  $\text{BaFe}_2(\text{As,P})_2$  is also driven by the AF spin fluctuation at  $Q_{AF} \sim (1/2 \ 1/2)$ .

A polycrystalline sample of  $\text{BaFe}_2(\text{As}_{0.65}\text{P}_{0.35})_2$  was prepared by the following method. First, we prepared precursors of BaAs and  $\text{Fe}_2\text{As}_{0.3}\text{P}_{0.7}$  powders using Ba chips, As grains, P grains and Fe powders as starting materials. BaAs was obtained by reacting Ba chips and As grains in an evacuated quartz tube at  $500^\circ\text{C}$  for 10 hrs and then  $600^\circ\text{C}$  for 10 hrs.  $\text{Fe}_2\text{As}_{0.3}\text{P}_{0.7}$  was obtained by reacting the starting materials in a proper molar ratio in an evacuated quartz tube at  $500^\circ\text{C}$  for 10 hrs and then  $900^\circ\text{C}$  for 10 hrs. Then, synthesized precursors were ground at 1:1 ratio using an agate mortar, and pressed into pellets. They were then sintered at  $950^\circ\text{C}$  for 24 hrs in an evacuated quartz tube. All the processes were done in a globe box purged with helium gas. Tetragonal lattice parameters  $a=3.9240 \text{ \AA}$  and  $c=12.807 \text{ \AA}$  were determined by powder X-ray diffraction pattern, and  $T_c$  was determined to be 30 K by SQUID magnetometer under a magnetic field of 5 Oe. These are consistent with the literature values expected for the present P concentration of  $\sim 0.35$  (optimally-doped) [26, 27].

Inelastic neutron scattering measurement was performed on a  $\sim 36$  g powder sample, using the Fermi chopper spectrometer 4SEASONS in J-PARC. In the condition of the present measurement, we employed the multi- $E_i$  method [28] with incident neutron energies of  $E_i = 151.4, 45.5, 21.6, 12.6,$  and  $8.2$  meV, simultaneously. The measuring time is 19 hrs at the beam power of 110 kW. Precise temperature ( $T$ )-dependent measurements for particular momentum-energy ( $Q, E$ ) point were taken using Triple Axis Spectrometer (TAS-1) installed at the research reactor JRR-3M. Collimation of B-80'-S-80'-80' (B,S denotes blank, sample) and fixed final neutron energy at  $E_f=30.5$  meV were utilized.

In Figs. 1(a) and (b), we show two-dimensional (2D) plots of dynamical structure factor  $S(Q, E)$  of  $\text{BaFe}_2(\text{As}_{0.65}\text{P}_{0.35})_2$  measured using incident energy of 45.5 meV at 5 and 32 K, respectively. The most salient feature is a bright spot centering around  $Q \sim 1.2 \text{ \AA}^{-1}$  and  $E \sim 10\text{-}15$  meV. When the temperature is decreased below  $T_c$  (5 K), the feature becomes more pronounced. Scattering vector  $Q \sim 1.2 \text{ \AA}^{-1}$  roughly corresponds to  $1.13 \text{ \AA}^{-1}$  at  $Q = (1/2 \ 1/2 \ 0)$ . Note that slight deviation of the  $Q$  value is caused by powder averaging effect [29]. It is therefore likely that the observed peak corresponds to the spin excitation at the AF wave vector  $Q_{AF} \sim (1/2 \ 1/2)$ . Indeed the observed  $Q$  position coincides with that of the spin wave excitation observed in the parent  $\text{BaFe}_2\text{As}_2$  powder sample [30]. Further-

more, as elaborated below, this feature is similar to the spin resonance mode observed in other iron-based high- $T_c$  superconductors such as  $(\text{Ba,K})\text{Fe}_2\text{As}_2$ ,  $\text{Ba}(\text{Fe,Co})_2\text{As}_2$ ,  $\text{Ba}(\text{Fe,Ni})_2\text{As}_2$  and  $\text{Fe}(\text{Se,Te})$  [4–10].

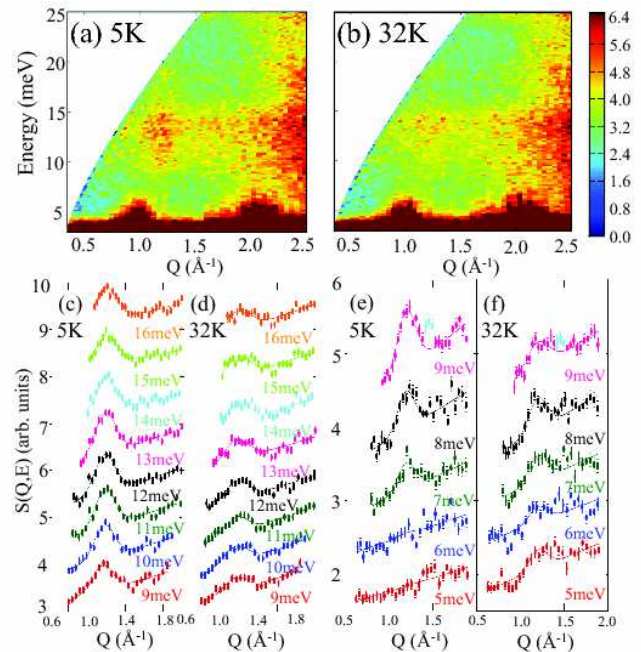


FIG. 1: (Color online) Dynamical structure factor  $S(Q, E)$  of  $\text{BaFe}_2(\text{As}_{0.65}\text{P}_{0.35})_2$  measured at  $E_i = 45.5$  meV below  $T_c$  (5K:(a)) and above  $T_c$  (32K:(b)). Constant energy cuts of  $S(Q, E)$  at low temperature (5 K) and just above  $T_c$  (32K) for (c), (d)  $E_i=45.5$  meV, and (e), (f)  $E_i=21.6$  meV. Spurious peaks excluded in the fitting are shown by light blue points.

Next, we performed the constant- $E$  cuts of the 2D  $S(Q, E)$  plots in order to examine the detailed  $E$ - and  $Q$ -dependences. Figures 1(c)-(f) show the constant- $E$  cuts of the  $S(Q, E)$  in the energy region of  $E=9\text{-}16$  meV ((c) and (d)) and  $E=5\text{-}9$  meV ((e) and (f)), taken at  $T=5$  K ((c) and (e)), and 32 K ((d) and (f)). Constant- $E$  cuts were obtained by integrating over the energy resolution (3.4, 1.2 meV for  $E_i = 45.5, 21.6$  meV respectively [31]). At higher  $E$ s ( $E > 7$  meV), peak structures centering at  $Q_{AF} \sim 1.2 \text{ \AA}^{-1}$  are recognized, which become more pronounced below  $T_c$ , thus confirming the results presented in Figs. 1(a) and (b). In contrast, for  $E < 7$  meV, the peak seems to disappear below  $T_c$ , while it is clearly seen above  $T_c$ . The suppression of the peak intensity at low  $E$ s is associated with the opening of the SC gap below  $T_c$ . In order to carry out quantitative analysis, we have fitted the observed peak by a Gaussian function. The results are plotted as solid lines [32].

Fig. 2 shows the  $E$ -dependences of the the dynamical spin susceptibility  $\chi''(E)$ , which are transformed from  $Q$ -integrated peak intensity,  $S(E)$ . At 32 K,  $\chi''(E)$  is finite for entire  $E$ -range and exhibits gradual increase

with  $E$  up to  $E=14$  meV. Note that the absolute value of  $\chi''(E)$  is comparable with that of normal state of superconducting sample of LaFeAs(O,F) [33]. On the other hand,  $\chi''(E)$  at 5 K is characterized by a gap below  $E=6$  meV and a peak centered at  $E=12$  meV. The peak corresponds to the bright spot observed in Fig. 1(a) and the enhancement is 1.7 times at 12 meV, relative to the normal state value ( $T=32$  K). Similar behavior is also seen in Ba(Fe,Co)<sub>2</sub>As<sub>2</sub> and LaFeAs(O,F) [5, 33].

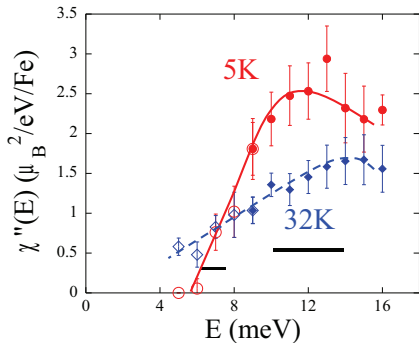


FIG. 2: (Color online) Energy dependence of  $Q$ -integrated dynamical spin susceptibility,  $\chi''(E)$ , around  $Q_{AF} \sim 1.2 \text{ \AA}^{-1}$  for  $E_i=45.5$  meV (filled symbols) and  $E_i=21.6$  meV (unfilled symbols) at  $T=5$  K (red circles) and  $T=32$  K (blue diamonds). Energy resolutions are shown by horizontal bars for double line ( $E_i=21.6$  meV) and single thick line ( $E_i=45.5$  meV). Solid lines are guides to the eye.

In order to observe  $T$ -evolution more precisely, we have measured the  $T$ -dependence of the magnetic excitation peak height at  $Q = 1.2 \text{ \AA}^{-1}$  and  $E=12$  meV by TAS-1. In Fig. 3, the TAS-1 data and the 4SEASONS data are simultaneously plotted. Normalization was done by scaling 4SEASONS data at 10 and 32 K to those of TAS-1. Peak intensity rises up below  $T_c=30$  K, confirming that the enhancement of the magnetic excitation is closely related with the superconductivity. The most likely origin for the excitation is the spin resonance mode, a signature of the sign inversion in the SC order parameter. We mention that resonance peak energy corresponds to  $E_{res} \sim 4.6k_B T_c$ , which well coincides with those of other relatively high- $T_c$  iron-based superconductors [34].

Now let us summarize the experimental results. First, the dominant magnetic excitation appears around  $Q_{AF} \sim 1.2 \text{ \AA}^{-1}$  in the normal state. The absolute value of  $\chi''(E)$  is approximately similar to that of LaFeAs(O,F) in the normal state. This observation suggests that magnetic fluctuation arising from  $\Gamma$ -M nesting dominates in BaFe<sub>2</sub>(As,P)<sub>2</sub>. Second, enhancement of  $\chi''(E)$  is 1.7 times at 12 meV relative to the normal state value, which is comparable with other systems, such as LaFeAs(O,F) and Ba(Fe,Co)<sub>2</sub>As<sub>2</sub> (almost double [5, 33]). Finally, the resonance energy is  $E_{res} \sim 4.6k_B T_c$ , in agreement with those of the other relatively high- $T_c$  systems. These observation indicates BaFe<sub>2</sub>(As,P)<sub>2</sub> has similar charac-

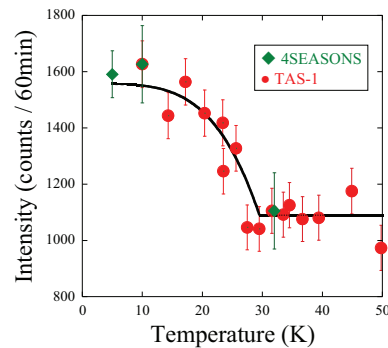


FIG. 3: (Color online) Temperature dependence of magnetic excitation peak height observed at  $Q = 1.2 \text{ \AA}^{-1}$  and  $E=12$  meV. Filled circles represent measured data points for TAS-1 (red filled circles) and 4SEASONS (green diamonds). Black thick line is a guide to the eye.

teristics to other iron-based superconductors with fully-gapped  $s_{\pm}$  wave.

The spin resonance in the neutron spectrum is caused via BCS coherence factor:

$$\frac{1}{2} \left( 1 - \frac{\epsilon_{\mathbf{k}} \epsilon_{\mathbf{k}+\mathbf{q}} + \Delta_{\mathbf{k}} \Delta_{\mathbf{k}+\mathbf{q}}}{E_{\mathbf{k}} E_{\mathbf{k}+\mathbf{q}}} \right) \approx \frac{1}{2} \left( 1 - \frac{\Delta_{\mathbf{k}} \Delta_{\mathbf{k}+\mathbf{q}}}{|\Delta_{\mathbf{k}}| |\Delta_{\mathbf{k}+\mathbf{q}}|} \right) \quad (1)$$

where  $E_{\mathbf{k}} = \sqrt{\epsilon_{\mathbf{k}}^2 + \Delta_{\mathbf{k}}^2}$  is quasi-particle dispersion relation and  $\epsilon_{\mathbf{k}}$  is band energy measured relative to Fermi energy. The dynamical spin susceptibility  $\chi''(Q_{AF}, E)$  in SC state is modified by this coherence factor. In  $s_{\pm}$ -wave case, the signs of the order parameter is inverse ( $\Delta_{\mathbf{k}} = -\Delta_{\mathbf{k}+Q_{AF}}$ ) on different FSs, coherence factor becomes almost 1, hence  $\chi''(Q_{AF}, E)$  is enhanced due to the opening of gap, resulting in the spin resonance. Conversely, when the signs of order parameter is same, coherence factor becomes zero, then  $\chi''(Q_{AF}, E)$  is suppressed. On the other hand, nodal order parameter revealed in BaFe<sub>2</sub>(As,P)<sub>2</sub> by other techniques indicates the existence of region where the sign of order parameter is reversed on a single FS. Such a region should decrease the amount of the enhancement. The observed enhancement ratio of the spectral weight is 1.7 relative to normal state value, which is comparable with about 2 in other systems. This suggests that similar amounts of sign reversed process to the case of  $s_{\pm}$ -wave occurs between  $\Gamma$  and M FSs. In other words, spin fluctuation mechanism arising from  $\Gamma$ -M nesting works predominantly like the other relatively high- $T_c$  systems, and it possibly causes high- $T_c$  superconductivity ( $T_c=30$  K) despite the existence of nodal symmetry in this BaFe<sub>2</sub>(As,P)<sub>2</sub> system.

Although various symmetries are proposed by theories up to now, the most compatible order parameter with the experimental results may be that with horizontal line nodes [36, 37]. Actually, we calculate  $\chi(Q, E)$  on the basis of the multi-orbital random-phase approximation (RPA) [12] with use of the effective 10-orbital

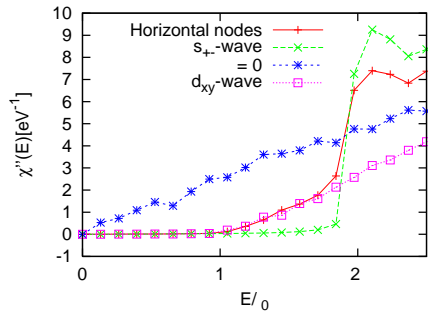


FIG. 4: (Color online) Dynamical spin susceptibility  $\chi''(E)$  obtained by the multi-orbital RPA with use of the 10-orbital three-dimensional model at  $Q \sim (1/2 \ 1/2 \ 1/4)$ . Energy is scaled by the gap size ( $\Delta_0=6$  meV).

three-dimensional model at  $T = 0$  for various symmetries (i.e.  $s_{\pm}$ -wave, horizontal node, and  $d_{xy}$ -wave (node on hole FS)). We employ the orbital-interaction coefficients  $U_{qt,M}^{rs}$  obtained by the first-principles calculation [38]. The number of  $\mathbf{k}$ -meshes is  $512 \times 512 \times 32$ . We compare the ' $s_{\pm}$ -wave' model with the gap ( $\Delta$ ) size  $\pm 6$  meV to the 'horizontal-node' model which has the same order parameter as the  $s_{\pm}$ -wave model except for the horizontal nodes on the most outer hole Fermi surface. As shown in Fig. 4,  $\chi''(E)$  in normal states ( $\Delta = 0$ ) at  $Q \sim (1/2 \ 1/2 \ 1/4)$  is similar feature to the experimental results [39]. In SC states, the peak intensity ratio relative to normal state around  $2\Delta$  is 2 for  $s_{\pm}$  wave and 1.6 for the horizontal-node model. On the other hand, deviation from  $s_{\pm}$ -wave is large in  $d_{xy}$ -wave. Therefore, horizontal-node model is well consistent with the experimental results within the experimental accuracy [40].

In summary, we have performed inelastic neutron scattering measurement on a powder sample of optimally-doped  $\text{BaFe}_2(\text{As}_{0.65}\text{P}_{0.35})_2$  with  $T_c=30$  K. We have observed the characteristic magnetic scattering peak around  $Q_{AF} \sim 1.2 \text{ \AA}^{-1}$ . The magnetic excitation exhibits pronounced  $T$ -dependence, namely, gap opening below  $E=6$  meV and the enhancement around  $E=12$  meV in the SC states. This behavior is regarded as a spin resonance, a signature of unconventional superconductors possessing sign inversion in the order parameter. The enhancement ratio suggests that the order parameter of this system is essentially fully-gapped  $s_{\pm}$  wave. Furthermore, combined with the existence of line nodes revealed by other techniques, it is suggested that the region where the sign of the order parameter is reversed exists only in the limited region on a single FS, which causes high- $T_c$  superconductivity ( $T_c=30$  K) despite the nodal symmetry in this system.

We thank S. Ishida, K. Kihou, and K. Miyazawa for valuable suggestions. This work was supported by JST, TRIP, and Grant-in-Aid for Specially Promoted Re-

search, Ministry of Education, Culture, Sports, Science and Technology (MEXT), Japan (No. 17001001).

\* Corresponding author:ishikado.motoyuki@jaea.go.jp

- [1] J. Rossat-Mignod *et al.*, Physica C **185-189** 86 (1991).
- [2] H. F. Fong *et al.*, Nature **398** 588 (1999).
- [3] H. He *et al.*, Science **295** 1045 (2002).
- [4] A. D. Chirstianson *et al.*, Nature **456** 930 (2008).
- [5] M. D. Lumsden *et al.*, Phys. Rev. Lett. **102** 107005 (2009).
- [6] S. Chi *et al.*, Phys. Rev. Lett. **102** 107006 (2009).
- [7] S. Li *et al.*, Phys. Rev. B **79** 174527 (2009).
- [8] A. D. Christianson *et al.*, Phys. Rev. Lett. **103** 087002 (2009).
- [9] H. A. Mook *et al.*, arXiv:0904.2178[e-print arXiv].
- [10] Y. Qiu *et al.*, Phys. Rev. Lett. **103** 067008 (2009).
- [11] I. I. Mazin, D. J. Singh, M. D. Johannes, and M. H. Du, Phys. Rev. Lett. **101** 057003 (2008).
- [12] K. Kuroki *et al.*, Phys. Rev. Lett. **101** 087004 (2008).
- [13] M. M. Korshunov, and I. Eremin, Phys. Rev. B **78**, 140509(R) (2008).
- [14] T. A. Maier, and D. J. Scalapino, Phys. Rev. B **78**, 020514R (2008).
- [15] L. Malone *et al.*, Phys. Rev. B **79**, 140501R (2009).
- [16] K. Hashimoto *et al.*, Phys. Rev. Lett. **102**, 207001 (2009).
- [17] K. Hashimoto *et al.*, Phys. Rev. Lett. **102**, 017002 (2009).
- [18] H. Kim, M. A. Tanatar, Yoo Jang Song, Yong Seung Kwon, and R. Prozorov, arXiv:1008.3251 (2010).
- [19] J. D. Fletcher *et al.*, Phys. Rev. Lett. **102**, 147001 (2009).
- [20] K. Hashimoto *et al.*, Phys. Rev. B **82**, 014526 (2010).
- [21] K. Hashimoto *et al.*, Phys. Rev. B **81**, 220501(R) (2010).
- [22] Y. Nakai *et al.*, Phys. Rev. B **81**, 020503(R) (2010).
- [23] T. A. Maier, S. Graser, D. J. Scalapino, and P. J. Hirschfeld, Phys. Rev. B **79**, 134520 (2009).
- [24] S. Graser, T. A. Maier, P. J. Hirschfeld, and D. J. Scalapino, New J. Phys. **11**, 025016 (2009).
- [25] K. Kuroki, H. Usui, S. Onari, R. Arita, and H. Aoki, Phys. Rev. B **79** 224511 (2009).
- [26] S. Jiang *et al.*, J. Phys. : Condens. Matter, **21** 382203 (2009).
- [27] S. Kasahara *et al.*, Phys. Rev. B **81**, 184519 (2010).
- [28] M. Nakamura *et al.*, J. Phys. Soc. Jpn. **78** 093002 (2009).
- [29] M. Ishikado *et al.*, J. Phys. Soc. Jpn. **78** 043705 (2009).
- [30] R. A. Ewings *et al.*, Phys. Rev. B **78**, 220501R (2008).
- [31] We determined integration range as energy resolution by estimating full width at half maximum (FWHM) of incoherent scattering around zero-neutron energy transfer.
- [32] Here we have employed the peak width  $\Delta Q$  (FWHM) at 32 K as  $0.29 \text{ \AA}^{-1}$  for  $E_i=45.5$  meV and  $0.25 \text{ \AA}^{-1}$  for  $E_i=21.6$  meV respectively and fixed the peak position at  $1.2 \text{ \AA}^{-1}$ , since the statistics of the 32K data is not good. As for the results at  $E=9$  meV of  $E_i=21.6$  meV, three points around  $Q = 1.4 \text{ \AA}^{-1}$  are excluded from the fitting since they are spurious peaks due to the instrumental noise.
- [33] S. Wakimoto *et al.*, J. Phys. Soc. Jpn. **79**, 074715 (2010).
- [34] S. Shamoto *et al.*, Phys. Rev. B in press (2010).
- [35] The present results may not exclude the possibility of

$s_{++}$  pairing from the viewpoint of S. Onari, H. Kontani, and M. Sato, Phys. Rev. B **81**, 060504(R) (2010), although the superconducting gap and thus the quasiparticle damping parameter are taken to be larger than the experimental values.

- [36] S. Graser *et al.*, Phys. Rev. B **81**, 214503 (2010).
- [37] K. Suzuki, H. Usui and K. Kuroki, arXiv:1010.3542.
- [38] T. Miyake, K. Nakamura, R. Arita, and M. Imada, J. Phys. Soc. Jpn. **79**, 044705 (2010).
- [39] Y. Nagai *et al.*, in preparation. We set  $U_{qt}^{rs} = 0.4775U_{qt,M}^{rs}$

regarded as the nearly critical parameter under the RPA scheme in normal states of this system.

- [40] There is also possibility of pocket-like node on electron FS as is discussed recently (Mazin *et al.*, arXiv:1008.0032 (2010)). On the other hand, model of vertical node on electron FS is denied experimentally as well as  $d_{xy}$ -wave, since it increases the region where the sign of the order parameter is same. The difference is whether the node is on electron or hole FS.