

Generating constrained random graphs using multiple edge switches

Lionel Tabourier^{a,c}, Camille Roth^{b,c,d}, Jean-Philippe Cointet^{d,c,e}

^a*SPEC, CEA Saclay*

Orme des Merisiers, F-91191 Gif-sur-Yvette, France

^b*CAMS, CNRS/EHESS*

54 bd Raspail, F-75006 Paris, France

^c*Institute of Complex Systems of Paris-Ile-de-France*

59, rue Lhomond, F-75005 Paris, France

^d*CREA, CNRS/Ecole Polytechnique*

ENSTA 32 bd Victor, F-75015 Paris, France

^e*TSV, INRA*

65 Boulevard de Brandebourg

F-94205 Ivry-sur-Seine Cedex, France

Abstract

The generation of random graphs using edge swaps has previously received significant interest as it provides a reliable method to draw uniformly random samples of sets of graphs respecting some simple constraints, e.g. degree distributions. However, in general, it is not necessarily possible to access all graphs obeying some given constraints through a classical switching procedure calling on pairs of edges. We therefore propose to get round this issue by generalizing this classical approach through the use of higher-order edge switches. This method, which we denote by “ k -edge switching”, indeed makes it possible to progressively improve the covered portion of a set of constrained graphs, thereby providing an increasing, asymptotically certain confidence on the statistical representativeness of the obtained sample.

Key words: graph algorithms, random graphs, edge switching, Markov-chain mixing, constrained graphs

Introduction

The generation of random graphs respecting some constraints has two direct applications: the modeling of realistic network topology when empirical data are missing, and the confirmation of the role of a given set of constraints in the presence of some empirically observed topological and structural features (i.e. some *target observables*). Except for some very specific cases usually related to degree distributions, there is however currently no general approach to directly create uniformly random graph samples given arbitrary constraints.

Yet the existing methods to generate random samples of a set of graphs \mathcal{G}_C respecting a given set of constraints C fall into two broad categories:

- Either by directly building a graph of \mathcal{G}_C from scratch, i.e. randomly assigning links to pairs of nodes such that the overall constraint is respected. For instance, the configuration model as presented by [BC78] provides random graphs by connecting half-links on nodes such that each resulting graph respects a given prescribed degree distribution.

Email addresses: lionel.tabourier@cea.fr (Lionel Tabourier), roth@ehess.fr (Camille Roth), cointet@poly.polytechnique.fr (Jean-Philippe Cointet)

- Or by using an original graph which already belongs to \mathcal{G}_C and iteratively reshuffle edges of this graph while altogether remaining in \mathcal{G}_C in order to asymptotically converge, after a “sufficient” number of iterations, to a uniformly random element of \mathcal{G}_C . This approach of switching pairs of edges has been proposed for instance by [RJB96] who aim at obtaining a random graph with a given degree distribution by switching pairs of links in an initial graph which already respects this constraint. Note that approaches based on edge swaps implicitly assume that the number of nodes N , the number of edges M and the degree sequence are part of C . Besides, the asymptotical convergence is generally empirically appraised with respect to the target observables.

While the former method assuredly poses a new design challenge for every new kind of constraint — each set of constraints basically requires a new configuration model — on the other hand, the latter approach raises the issue of obtaining *uniform random* elements of \mathcal{G}_C . Put differently and as we will see below, this reshuffling approach, which initially requires at least one graph from \mathcal{G}_C , does not guarantee in general that the final graph is *uniformly* chosen from the *whole* set \mathcal{G}_C .

We propose to both (i) appraise the potential issues and drawbacks of random graph creation based on pairwise edge switching (Sec. 1), which is a relatively traditional method in the literature [Egg73, Col77, Tay80, Tay82, RJB96, KTV97, Rob00, MKI⁺03, GMZ03, SB05, AS05, VL05, CDG06, FGMS06, MKFV06, BKM08], and (ii) then introduce a method for producing random, simulation-based samples of graphs for arbitrary constraints C , using higher-order edge switching processes (Sec. 2). In this respect, our approach aims at asymptotically improving confidence in random graph generation results, rather than focusing on convergence speed. We present a few practical and empirical illustrations in Sec. 3.

1. Edge swaps as a Markovian reshuffling process

Miklós *et al.* [MP04] showed that it is possible to use a *pairwise edge switching* reshuffling algorithm to generate a uniformly random sample of oriented graphs whose degree distributions are fixed. [AS05] later called this method “switching and holding” (*S&H*). More precisely, this edge switching method consists in randomly choosing two links in the current graph, checking whether swapping these links alters degree distributions and, if not, carry the corresponding swap, otherwise, “hold” the current graph and reiterate the procedure. Note that, as such, *S&H* differs from a simple switching method in that it focuses on the number of swap *trials* rather than the number of swaps.

This procedure may be described as a walk in a *meta-graph* whose nodes are graphs belonging to \mathcal{G}_C . A pair (G_1, G_2) of nodes of this meta-graph are connected if there is a valid swap which leads to graph G_2 from graph G_1 (and *vice versa*, mechanically). In this context, the reshuffling procedure is a random walk, that is, a Markov chain [Sin93] converging to a equilibrium distribution with probabilities given by the transition matrix of the Markovian process, i.e. the adjacency matrix of the meta-graph. If the meta-graph has constant degrees (i.e. the in-degree and out-degree of all graphs of the meta-graph are all the same), the reshuffling process is uniform. If the meta-graph is connected, all possible graphs are reachable. If it is both connected and has constant degrees, the process leads to uniformly random elements of \mathcal{G}_C . See an illustration on Fig. 1.

Edge switching methods have been used to generate random graph samples in various instances [RJB96, KTV97, SB05, CDG06, FGMS06, MKFV06, BKM08] and have been studied and improved in various directions [Rob00, MKI⁺03, GMZ03, AS05, VL05]. To use such a switching method, one has nonetheless to ensure that all graphs of \mathcal{G}_C are present in the

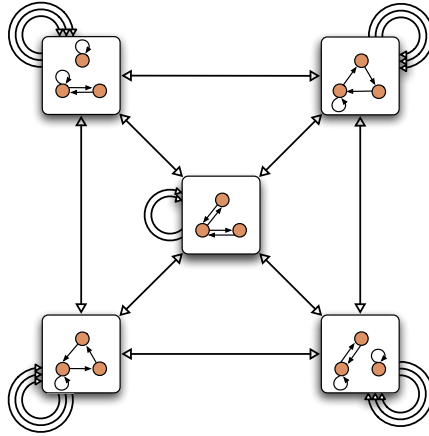


Figure 1: Simple meta-graph for a constraint on a graph of three nodes with a given in- and out-degree distributions. Non-valid swaps are represented by self-loops in this meta-graph, which has thus a constant degree.

equilibrium distribution of the random walk with an identical probability, i.e. ensure that:

- (i) all graphs of \mathcal{G}_C are *uniformly* drawable, and
- (ii) all graphs of \mathcal{G}_C are *exhaustively* reachable.

Uniformity is guaranteed by the *S&H* approach within a given connected portion of the meta-graph. While [MP04] show uniformity in the case of degree distribution constraints, the proof they mention in Appendix A of the same reference can easily be extended to any kind of constraint.

Exhaustivity relates to the issue of whether the whole meta-graph is connected, i.e. the existence of a path going from any node to any other node of the meta-graph (in Markov chain terminology, the chain is said to be *irreducible*). Some theorems prove exhaustivity for simple constraints C reduced to little more than the conservation of the original degree sequence: i.e. in the case of trees [Col77], graphs [Egg73], connected graphs [Tay80] and bi-connected graphs [Tay82].

However in the general case of more elaborate constraints (e.g. [MKFV06, BKM08]) using this method appears to be less obviously legitimate, since the existence of exhaustivity theorems is not guaranteed. For instance, Rao *et al.* [RJB96] show that extending C by requiring the graph to have both directed edges and no self-loop makes it impossible in some cases to reach all graphs of \mathcal{G}_C by pairwise edge swaps.

Convergence of the walk. In addition to these issues, convergence speed remains an open theoretical question [RJB96, Gur00], often coped with using practical heuristics [GMZ03, VL05]. As said before, the walk usually aims at randomly drawing an element of \mathcal{G}_C in order to check whether graphs of \mathcal{G}_C exhibit some properties on the target observables (and, implicitly, in order to check whether C could constitute a sufficient explanation for these observables). In other words, some measurements are carried on graphs of \mathcal{G}_C so that the walk is generally considered to have performed a “sufficient” number of steps when those measurements on the target observables apparently plateau.

2. Higher-order switching process

In this section, for the sake of clarity we focus on directed graphs only, although it is effortless to formulate the whole argument for undirected graphs.

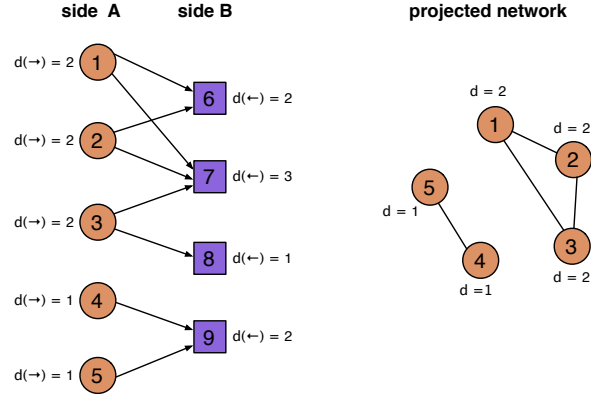


Figure 2: One possible realization of a graph drawn from \mathcal{G}_{C_0} . Note that in the bipartite graph (left part) side B nodes (squares) have out-degree zero and side A nodes (circles) have in-degree zero.

2.1. k -edge switching

In general, the disconnectedness of the meta-graph stems from the impossibility of transforming a graph into another graph by a simple pairwise switching. To overcome this issue, we propose a method based on higher-order edge switchings: given $G \in \mathcal{G}_C$, let us consider k edges $(a_i, b_i)_{i \in \{1, \dots, k\}}$ corresponding to nodes $(a_1, \dots, a_k, b_1, \dots, b_k)$, possibly not all distinct. The k -edge switching process, herebelow called “ k -switch”, consists in randomly choosing one permutation σ among the $k!$ possible permutations of (b_1, \dots, b_k) . The resulting graph is such that edges $(a_i, b_i)_{i \in \{1, \dots, k\}}$ are replaced with $(a_i, \sigma(b_i))_{i \in \{1, \dots, k\}}$ (for an example of pseudo-algorithm, see Fig. 4).

It is immediate to see that neighbors of G in the meta-graph corresponding to a classical pairwise edge swap are also neighbors of G in the meta-graph corresponding to a k -switch, when considering a permutation that just swaps two $b_i, b_{i'}$. Similarly, when $k = 2$, we fall back on the *S&H* approach.

For increasing values of k , this procedure creates new links in the meta-graph and new neighbors appear (in the case of Fig. 1 it is easy to see that the meta-graph is complete for $k = 3$). More importantly, some potentially disconnected components of the meta-graph may thus become connected.

Illustration. Consider a case consisting of a constraint C_0 such that:

- (i) the graph consists of two sides with fixed degree distributions:
 - “side A”: 5 nodes, in-degree $\{0, 0, 0, 0, 0\}$, out-degree $\{2, 2, 2, 1, 1\}$;
 - “side B”: 4 nodes, in-degree $\{3, 2, 2, 1\}$, out-degree $\{0, 0, 0, 0\}$.
- (ii) the degree distribution of the projected graph on side A is fixed: $\{2, 2, 2, 1, 1\}$.
Remember that links of this projected graph connect nodes of side A which point jointly to a same node of side B.

Put shortly, this constraint consists in imposing degree distributions simultaneously on a bipartite graph and one of its monopartite projections. An example of such a graph is represented Fig. 2. Given such a C_0 , meta-graphs corresponding to \mathcal{G}_{C_0} contain 168 nodes. The meta-graph for $k \geq 4$ is connected, while it actually consists of five disconnected components for $k \in \{2, 3\}$ — see Fig. 3.

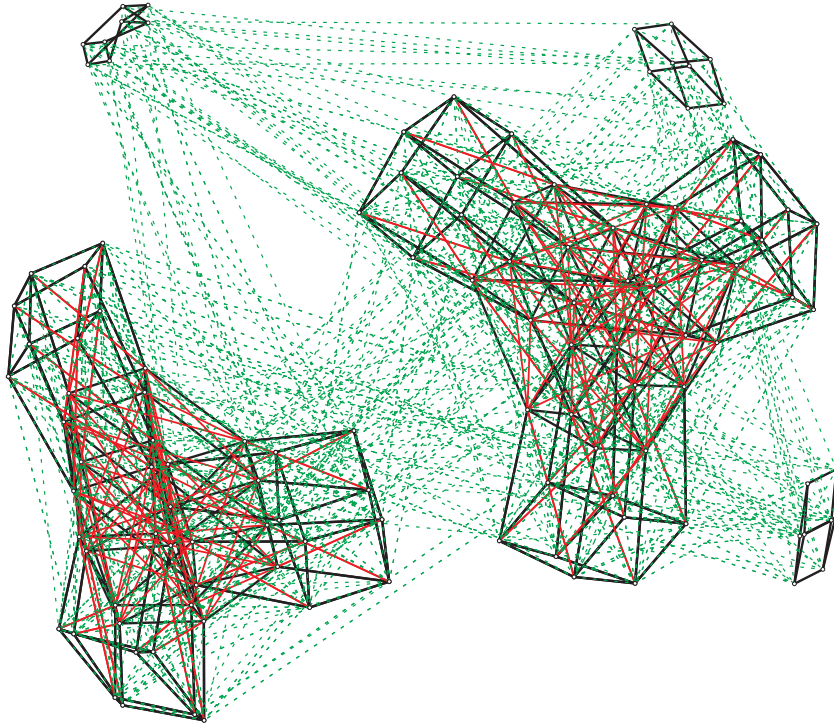


Figure 3: Meta-graph \mathcal{G}_{C_0} for various k -switching procedures: thick black links correspond to $k = 2$, red (gray) links to $k = 3$ and dashed green links to $k = 4$.

2.2. Relationship between k and exhaustivity

In general there is an upper bound on k such that the meta-graph is assuredly connected and the underlying walk is exhaustive/irreducible. In particular, given two graphs G_1 and G_2 of \mathcal{G}_C , there always exists a permutation of size at most M (the number of edges) such that G_1 is transformed into G_2 .¹

Proof. Indeed, the M edges of G_1 can be written as $\{(a_1, b_1); (a_2, b_2); \dots; (a_M, b_M)\}$. Similarly, in G_2 , because both M and degree sequence are fixed, we can write that M edges originate from the same family $(a_i)_{i \in \{1, \dots, k\}}$ to another family $(b'_i)_{i \in \{1, \dots, k\}}$, i.e. these edges can be written as $\{(a_1, b'_1); (a_2, b'_2); \dots; (a_M, b'_M)\}$. Because the degree sequence is fixed, families of nodes b and b' contain exactly the same nodes repeated the same number of times. Thus, σ defined as $(b_1, b_2, \dots, b_M) \xrightarrow{\sigma} (b'_1, b'_2, \dots, b'_M)$ is then a valid M -switch permutation which does transform G_1 into G_2 . \square

The number of connected components of the meta-graph is thus a monotonously decreasing function of k converging at most for $k = M$. As increasing k guarantees a better coverage of the meta-graph, the relevance of this method lies essentially in improving the confidence in the random mixing achieved by rewiring procedures — rather than addressing convergence speed issues.²

¹More precisely, this connectedness is actually ensured up to a relabeling operation.

²In practice increasing k comes however at the price of an increasingly slow convergence of the walk, in terms of switch trials, as detailed in the following subsection on complexity.

Input:

- sparse representation of the starting graph: $G_0 = (V_0, E_0)$; E_0 is the list of arcs connecting the nodes V_0
- number of switching trials: n
- size of the switches: k

Output:

- graph G produced by n attempts of switching

```

1.  $G = (V, E) := G_0$  // initialization
2. for  $j = 1$  to  $n$ 
   do
     (a) draw  $k$  different arcs randomly:  $\{a_i \rightarrow b_i\}_{i \in I}$  of  $E$ ;
     (b) draw one of the  $k!$  permutations of the index set  $I$  randomly:  $\sigma$ ;
     (c) build the set of permuted arcs  $\{a_i \rightarrow b_{\sigma(i)}\}_{i \in I}$ ;
     (d)  $E' := E \cup \{a_i \rightarrow b_{\sigma(i)}\} \setminus \{a_i \rightarrow b_i\}$ ; // graph produced by the switching  $\sigma$ 
         evaluate on  $G' = (V, E')$  if the additional constraint  $c$  is respected;
     (e)  $\mathcal{W}(a_i) := \{b : \exists (a_i \rightarrow b) \in G\} \setminus \{b_i\}$ ; // neighbors of  $a_i$  except  $b_i$ 
         if  $G' \in \mathcal{G}_\gamma$  and  $\forall i \{ \nexists i : b_{\sigma(i)} \in \mathcal{W}(a_i) \}$  and  $\forall i \{ \nexists i : a_i = b_{\sigma(i)} \}$  // if  $G' \in \mathcal{G}_C$ 
         then  $G := G'$ ;
   end do

```

Figure 4: Pseudo-algorithm of the k -switching procedure in the case of a directed network with constraints: degree distributions, no self-loops and an unspecified additional constraint γ .

2.3. Complexity

Carrying a k -switch in $G \in \mathcal{G}_C$ consists in:

1. Finding k random edges in G represented as an adjacency list, in $O(k)$;
2. k -switching their extremities into a resulting graph G' , in $O(k)$;
3. Verifying that G' respects the constraint set, i.e. $G' \in \mathcal{G}_C$, in $O(f_{\mathcal{G}_C})$ related to a given design of the constraint check.

Admittedly, C should be such that there exists a tractable check on any graph of \mathcal{G}_C .³ In best cases when it is possible to check incrementally if $G' \in \mathcal{G}_C$ relatively to the k switched edges only, $f_{\mathcal{G}_C}$ at best belongs to $O(k)$. The complexity of doing n trials of k -switches is thus at least $O(nk)$.

The reason why large values of k are not necessarily advisable actually lies in the possibility of k -switch *failures*, i.e. such that the resulting graph does not anymore belong to \mathcal{G}_C and thus the walk stays on the same graph at the next step. Odds of such failure indeed depend in a complicated way on k : admittedly, higher values of k allow at least as many graph alterations, and certainly much more. However, many of these new possible k -switches are also likely to fail, because they alter more deeply the graph; such that, eventually, the proportion of possible k -switch *successes* generally depends on k in a non-monotonous manner.

In practice, given an *a priori* fixed number of trials, we observe that the number of successful alterations tends to decrease sharply for large values of k (as shown below e.g. in Tab. 2). In other words, high-order alterations apparently make the walk stay longer on a given graph, although at the same time successful alterations reshuffle more strongly the graph. Put shortly, with increasing k , the walk is more likely to stagnate, but when it does not, it is more likely to lead to more different graphs.

³Various optimizations of this very step are open to a discussion which depends on the chosen external set of constraints C , but are obviously outside the scope of the present paper. In particular, we assume that $f_{\mathcal{G}_C}$ is not e.g. exponential in N or M .

2.4. Random graph sampling using k -switches

It is therefore uneasy to assess whether the mixing achieved by a k -switch-based walk of given length is better or worse for higher values of k . However, the number of connected components of the meta-graph is monotonously decreasing with k : increasingly connected portions of \mathcal{G}_C are visited with increasing values of k . Because of that, it is relevant to propose an asymptotical approach on k .

More precisely, noting that a k -switch walk is stopped when some measures on \mathcal{G}_C apparently plateau to some values, we extend this asymptotical approach to k itself. Starting with the traditional case $k = 2$, we thus progressively increase k up to a “sufficient” value, i.e. such that the measurements appear to plateau from some k_0 ; as is classical in asymptotical convergence of simulation-based methods. As we will see in the following section, it seems empirically that even very small values of k are often satisfactory.

3. Illustrations on practical cases

In addition to the earlier toy example C_0 shown on Fig. 3 on an extremely small graph, we now illustrate this asymptotical approach on four practical cases for various kinds of constraints.

3.1. Constraint based on oriented and colored triangles

We first suggest a quite fictitious constraint C_1 such that:

- (i) the graph consists of N nodes, equally divided in 3 groups of $N/3$ nodes, which we each denote with a color: red (R), green (G), or blue (B);
- (ii) the graph is made of $N/3$ isolated and oriented cycles of 3 nodes (i.e. N isolated triangles such that each node points to a single other node of the triangle)

Graphs of \mathcal{G}_{C_1} are thus such that each node exactly has an in-degree of 1 and an out-degree of 1. Suppose we want to randomly draw an element of \mathcal{G}_{C_1} using k -switches, starting with an initial graph G_0 such that each triangle is “R-G-B-oriented”, i.e. a red node points to a green one which points to a blue one which points to the red one.

For $k = 2$, the only possible k -switch is identity, so that in the meta-graph it is not possible to leave G_0 . For $k = 3$, possible k -switches reshuffle links within a given triangle, as illustrated on Fig. 5; the associated walk can only lead to “R-G-B-oriented” and “R-B-G-oriented” triangles. For $k = 4$, link exchanges are possible between triangles, so that eventually all

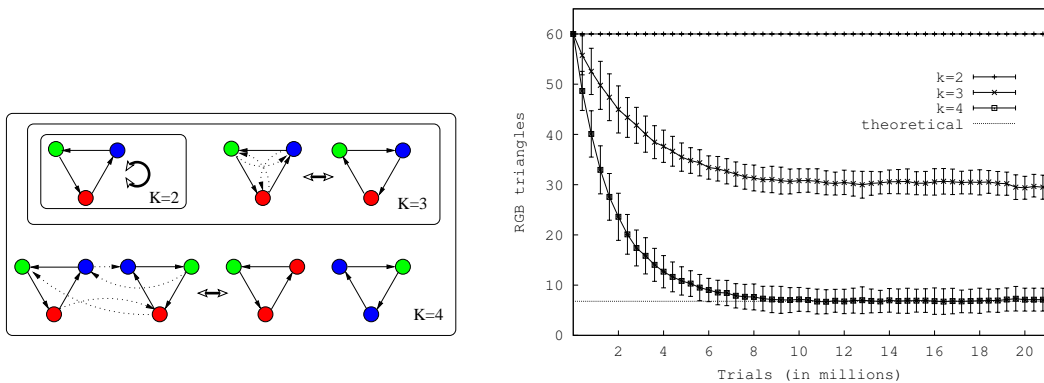


Figure 5: *Left*: Illustration of the increasing possibilities of k -switches for $k \in \{2, 3, 4\}$ in the case of “R-G-B” triangles. *Right*: Number of “R-G-B” triangles with respect to the number of k -switch trials, for $k \in \{2, 3, 4\}$ (averages and corresponding error bars computed over 100 walks for each k).

	$k = 2$	$k = 3$	$k = 4$	$k = 5$	$k = 6$	<i>Theoretical</i> $\langle \mathcal{G}_{C_1} \rangle$
R-R-R	0.	0.	0.034	0.035	0.034	0.036
G-G-G	0.	0.	0.037	0.036	0.034	0.036
B-B-B	0.	0.	0.036	0.038	0.034	0.036
R-G-G	0.	0.	0.112	0.110	0.110	0.111
R-B-B	0.	0.	0.112	0.109	0.116	0.111
G-G-B	0.	0.	0.107	0.112	0.110	0.111
G-B-B	0.	0.	0.109	0.106	0.110	0.111
R-R-B	0.	0.	0.112	0.112	0.115	0.111
R-R-G	0.	0.	0.109	0.110	0.110	0.111
R-B-G	0.	0.510	0.113	0.117	0.115	0.113
R-G-B	1.000	0.490	0.119	0.116	0.112	0.113
<i>Successes</i>	0	1043 ± 80	2626 ± 114	2122 ± 111	972 ± 61	-

Table 1: Proportion of triangles of each type with respect to k , averaged over 100 completed walks consisting of 10^8 trials, including the respective number of effectively successful k -switches. The last column features the theoretical average value over all graphs of \mathcal{G}_{C_1} .

combinations of colored triangles are possible (including non trichromatic triangles “R-R-R”, “R-G-G”, etc.).⁴

Considering a trivial target observable which is the proportion of triangle of a given color-orientation, we now compare the performance of k -switches-based walks for $k \in \{2, 3, 4, 5, 6\}$. Using simulations on graphs of $N = 180$ nodes, we consider the plateauing values of each walk, as shown on Fig. 5. We then gather in Tab. 1 the various averages of such values obtained over 100 walks for each k . We see that average values plateau for $k = 4$ which generally fits well the theoretical values, which can be analytically computed for C_1 (see also Tab. 1). However, values obtained for $k = 2$ (classical *S&H*) and $k = 3$ are significantly unreliable; in particular, the classical *S&H* method obviously fails in the case of C_1 .

3.2. Constraint based on correlations of degrees

We now propose C_2 such that, in addition to the usual fixed distribution of nodes with a given in- and out-degree:

- *the distribution of out-degree correlations between connected nodes is fixed, i.e. C_2 conserves out-degrees of destinations for given out-degrees of sources.*

We start with an initial graph G_0 extracted from the 50,000 first web pages from the network database used in [AJB99]⁵. We carry one billion trials in each walk corresponding to k -switches for $k \in [2, 6]$. We measure the average number of directed triangles (i.e. oriented cycles of length 3) of graphs of \mathcal{G}_{C_2} thereby estimating how much C_2 contributes to this kind of topological patterns. In more qualitative terms, this should help appraising how much correlations in citing activities explain the existence of cyclic citation patterns (directed triangles). Results are gathered on Tab. 2 and Fig. 6.

In spite of their diverse convergence speeds and success rates, $\forall k \in \{2, 3, 4, 5, 6\}$ walks converge to a same average number of such directed triangles. As is usually the case with random graph with constraints, and contrarily to the previous example, we are trying to empirically estimate the theoretical average of this measure on \mathcal{G}_{C_2} . We therefore assume that the plateauing of limit measures for increasing k is a sufficient indication that this empirical estimate can be trusted, which is classical with simulation-based convergence — similarly, it is possible at any moment to push simulations further to higher values of k . These results suggest that the reshuffling process is likely to cover well \mathcal{G}_{C_2} even for $k = 2$, i.e. traditional edge swaps. As such, the k -switch approach provides an increasing confidence in the simulation estimate of this measure.

⁴The corresponding meta-graph is thus connected for $k = 4$, which hence happens much before $k = M$.

⁵ Available from <http://www.barabasilab.com/rs-netdb.php>

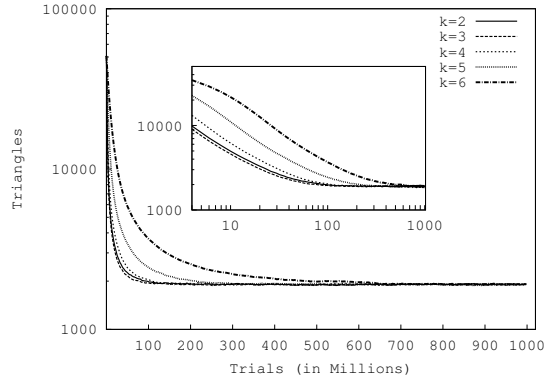


Figure 6: Number of directed triangles with respect to the number of k -switch trials ($k \in [2, 6]$).




Target observables	Starter G_0	$k = 2$	$k = 3$	$k = 4$	$k = 5$	$k = 6$
	$50.77 \cdot 10^3$	$1.92 \cdot 10^3$	$1.91 \cdot 10^3$	$1.91 \cdot 10^3$	$1.92 \cdot 10^3$	$1.91 \cdot 10^3$
	$31.70 \cdot 10^4$	$2.90 \cdot 10^4$	$2.88 \cdot 10^4$	$2.89 \cdot 10^4$	$2.90 \cdot 10^4$	$2.88 \cdot 10^4$
	15,423	59	56	58	58	59
Successes	-	$6.96 \cdot 10^7$	$8.22 \cdot 10^7$	$5.28 \cdot 10^7$	$2.50 \cdot 10^7$	$1.00 \cdot 10^7$

Table 2: Number of directed triangles with respect to k , averaged over 50 completed walks consisting of 1 billion trials, and respective number of effectively successful k -switches. Standard deviation are generally negligible and never exceed 5% of the observed mean.

3.3. Constraint based on triangles

As said above, it is straightforward to apply the method with constraints on undirected graphs. C_3 , and C_4 below, are of this kind.

C_3 is such that:

- the number of (undirected) triangles remains the same.

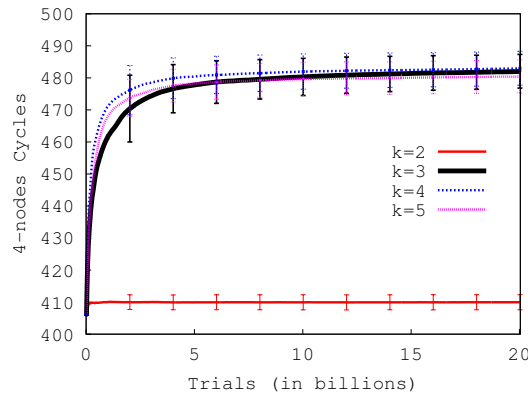
G_0 is an undirected graph of collaborations between scientists extracted from the Anthropological Index Online database.⁶ The dataset we use focuses on a specific subfield consisting of Scandinavian archeology-related papers published over the period 2000–2009: nodes are paper authors, links feature collaborations between authors in these papers. G_0 contains 273 individuals and 280 links. C_3 practically aims at checking whether the size and shape of the close neighborhood of a scientist in this field is related to the very cohesiveness between agents — that is, more precisely, to check how the tendency to do triangular interactions influences the number and connectedness of neighbors at distance 1 and 2. The observables are therefore the number of several motifs of size four.

Results of the corresponding exploration of the random graph space defined by C_3 are gathered on Fig. 7 and Tab. 3 for motifs of size four, for which there is significant variation from G_0 for $k > 2$. More importantly, these diverging results do not appear when using $k = 2$, but only appear from $k > 2$, being then similar for all $k \in \{3, 4, 5, 6\}$. In other words, only by going beyond $k = 2$ makes it possible to show that C_3 is not sufficient to explain the particular shape of the neighborhood of these agents in this empirical network.

3.4. Constraint based on connected components

Finally, C_4 addresses the issue of connected components such that:

⁶Available from <http://aio.anthropology.org.uk/aiosearch>

Figure 7: Cumulative mean number of 4-nodes cycles for C_3 .

Target observables	Starter G_0	$k = 2$	$k = 3$	$k = 4$	$k = 5$	$k = 6$
\triangleleft	2794	2799 ± 4	2907 ± 53	2933 ± 32	2942 ± 64	2894 ± 42
\diamond	406	410 ± 3	483 ± 6	483 ± 5	481 ± 5	482 ± 6
\triangleleft	730	734 ± 3	843 ± 9	841 ± 10	841 ± 6	840 ± 8
\diamond	108	108 ± 0	120 ± 2	120 ± 2	120 ± 2	119 ± 2
Successes (in millions)	-	79	166	96	34	8

Table 3: Mean number of motifs of size four after 20 simulations of 10 billion trials on G_0 from the AIO database.

- *distribution of the sizes of connected components remains the same.*

G_0 is an undirected graph of proteins participating in a same human metabolic pathway from all pathways listed in the “Biocyc” database.⁷ It features 679 nodes and 11 030 links. C_4 aims at checking whether the existence of islands of pathways, as represented by connected components, is correlated with the presence of particular local, small-sized “interaction” patterns between specific proteins.

Simulation results are featured on Tab. 4: averages of statistical variables obtained over corresponding explorations of \mathcal{G}_{C_4} do not match those of G_0 . This suggests that C_4 is not a possible explanation for the presence of 3- and 4-sized local patterns in this metabolic pathway network.

In this case, going beyond $k = 2$ did not yield any particular improvement on the random mixing process results, yet provided a stronger confidence on the random exploration of \mathcal{G}_{C_4} .

Target observables	Starter G_0	$k = 2$	$k = 3$	$k = 4$	$k = 5$	$k = 6$	$k = 7$
\triangle	$161.3 \cdot 10^3$	$51.7 \cdot 10^3$	$51.7 \cdot 10^3$	$51.7 \cdot 10^3$	$51.7 \cdot 10^3$	$51.7 \cdot 10^3$	$51.7 \cdot 10^3$
\diamond	$2070 \cdot 10^3$	$178 \cdot 10^3$	$178 \cdot 10^3$	$178 \cdot 10^3$	$178 \cdot 10^3$	$178 \cdot 10^3$	$177 \cdot 10^3$
\triangleleft	$34.5 \cdot 10^6$	$31.1 \cdot 10^6$	$31.1 \cdot 10^6$	$31.1 \cdot 10^6$	$31.1 \cdot 10^6$	$31.1 \cdot 10^6$	$31.1 \cdot 10^6$
Successes	-	42,300	60,400	52,800	38,100	25,500	20,400

Table 4: Mean number of patterns of size 3 and 4 on 50 simulations involving 200 000 trials on G_0 for ‘Pathways’.

⁷<http://www.biocyc.org>

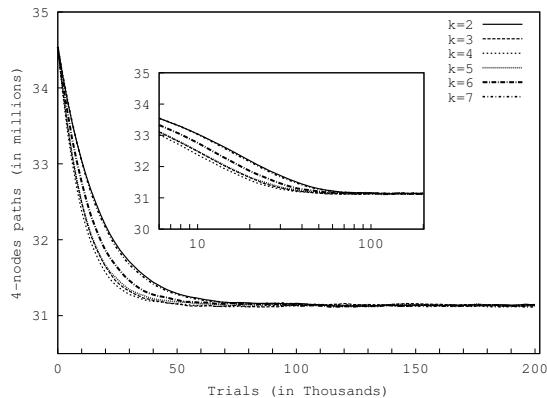


Figure 8: Number of undirected 4-nodes paths with respect to the number of k -switch trials ($k \in [2, 7]$) for C_4 .

Conclusion

Pairwise edge swapping methods, such as *S&H*, are relevant to generate uniformly random samples of graphs in some simple cases, such as degree distributions. As constraints get stronger than just degree distributions, pairwise edge swaps may not be appropriate since the corresponding metagraph is likely to be disconnected. We therefore proposed higher-order switching method, denoted “ k -edge switching”, which makes it possible to relieve this issue by improving progressively the connectedness of the metagraph of the corresponding walk.

While this approach guarantees that it is theoretically possible to navigate uniformly throughout the whole metagraph for some value of k , for high values of k the process is likely to be empirically less and less practicable. As such, this approach nonetheless constitutes an easily implementable method to incrementally explore larger portions of the metagraph; thereby obtaining an increasing, asymptotically certain confidence on the representativeness of the obtained sample. In particular, this method potentially generates random graphs for any type of constraint preserving degree distributions. It also makes it possible to incrementally check the robustness of results obtained using traditional edge swaps with $k = 2$ (which have no reason to yield valid results as such), thereby improving the confidence on the metagraph exploration achieved by 2-switches.

Put simply, when average measurements on the reshuffled graphs tend to plateau for some successive values of k , we suggest that it is empirically sensible to assume that the walk covers a reasonably representative portion of the graph set \mathcal{G}_C — as such constituting a useful extension of edge swapping random graph generation approaches. In this respect, an interesting perspective for the present work would be to find classes of constraints C for which some low values of k guarantee the connectedness of the k -switch metagraph.

Acknowledgements. We are grateful to Clémence Magnien and Fernando Peruani for interesting discussions and acknowledge useful comments from Hugues Chaté and Niloy Ganguly.

References

- [AJB99] R. Albert, H. Jeong, and A.-L. Barabasi. Diameter of the world wide web. *Nature*, 401:130–131, 1999.
- [AS05] Y. Artzy-Randrup and L. Stone. Generating uniformly distributed random networks. *PRE*, 72(5):056708, 2005.

- [BC78] E.A. Bender and E.R. Canfield. The asymptotic number of labeled graphs with given degree sequences. *J. Combin. Theory Ser. A*, 24(3):296–307, 1978.
- [BKM08] S. Bansal, S. Khandelwal, and L.A. Meyers. Evolving Clustered Random Networks. *Arxiv preprint cs.DM/0808.0509*, 2008.
- [CDG06] C. Cooper, M. Dyer, and C. Greenhill. Sampling regular graphs and a peer-to-peer network. *Combinatorics, Probability and Computing*, 16(04):557–593, 2006.
- [Col77] C.J. Colbourn. *Graph generation*. University of Waterloo, 1977.
- [Egg73] R.B. Eggleton. Graphic sequences and graphic polynomials: a report. *Infinite and Finite Sets*, 1:385–392, 1973.
- [FGMS06] T. Feder, A. Guetz, M. Mihail, and A. Saberi. A local switch Markov chain on given degree graphs with application in connectivity of peer-to-peer networks. In *Proc. of FOCS*, volume 6, pages 69–76, 2006.
- [GMZ03] C. Gkantsidis, M. Mihail, and E.W. Zegura. The markov chain simulation method for generating connected power law random graphs. In *Proc. 5th Workshop on Algorithm Engineering and Experiments (ALENEX)*, 2003.
- [Gur00] V. Guruswami. Rapidly mixing markov chains: A comparison of techniques. MIT Laboratory for Computer Science, 2000. Available on cs.washington.edu/homes/venkat/pubs/papers.html.
- [KTV97] R. Kannan, P. Tetali, and S. Vempala. Simple Markov-chain algorithms for generating bipartite graphs and tournaments. In *Proceedings of the eighth annual ACM-SIAM symposium on Discrete algorithms*, pages 193–200. Society for Industrial and Applied Mathematics Philadelphia, PA, USA, 1997.
- [MKFV06] P. Mahadevan, D. Krioukov, K. Fall, and A. Vahdat. Systematic topology analysis and generation using degree correlations. In *Proc. SIGCOMM'06*. ACM, 2006.
- [MKI⁺03] R. Milo, N. Kashtan, S. Itzkovitz, M.E.J. Newman, and U. Alon. On the uniform generation of random graphs with prescribed degree sequences. *Arxiv preprint cond-mat/0312.028*, 2003.
- [MP04] I. Miklós and J. Podani. Randomization of presence-absence matrices: comments and new algorithms. *Ecology Archives*, 85(1):86–92, 2004. Appendix A available on <http://esapubs.org/archive/ecol/E085/001/appendix-A.htm>.
- [RJB96] A.R. Rao, R. Jana, and S. Bandyopadhyay. A Markov chain Monte Carlo method for generating random (0, 1)-matrices with given marginals. *Sankhyā: The Indian Journal of Statistics, Series A*, pages 225–242, 1996.
- [Rob00] J.M. Roberts. Simple methods for simulating sociomatrices with given marginal totals. *Social Networks*, 22(3):273–283, 2000.
- [SB05] A.O. Stauffer and V.C. Barbosa. A study of the edge-switching Markov-chain method for the generation of random graphs. *Arxiv preprint cs.DM/0512.105*, 2005.
- [Sin93] A. Sinclair. *Algorithms for random generation and counting: a Markov chain approach*. Springer, 1993.
- [Tay80] R. Taylor. Constrained switchings in graphs. *Combinatorial Mathematics*, 8:314–336, 1980.
- [Tay82] R. Taylor. Switchings constrained to 2-connectivity in simple graphs. *SIAM Journal on Algebraic and Discrete Methods*, 3:114, 1982.
- [VL05] F. Viger and M. Latapy. Efficient and simple generation of random simple connected graphs with prescribed degree sequence. *Lecture Notes in Computer Science*, 3595:440, 2005.