

Properties of Supergiant Fast X-ray Transients as observed by *Swift*

P. Romano, S. Vercellone

INAF-IASF Palermo, Via Ugo La Malfa 153, Palermo, Italy

H.A. Krimm

NASA/Goddard Space Flight Center, Greenbelt, MD 20771, USA

P. Esposito

INAF-OA Cagliari, località Poggio dei Pini, Strada 54, I-09012 Capoterra, Italy

G. Cusumano, V. La Parola, V. Mangano

INAF-IASF Palermo, Via Ugo La Malfa 153, Palermo, Italy

J.A. Kennea, D.N. Burrows

Department of Astronomy and Astrophysics, Pennsylvania State University, University Park, PA 16802, USA

C. Pagani

Department of Physics & Astronomy, University of Leicester, LE1 7RH, UK

N. Gehrels

NASA/Goddard Space Flight Center, Greenbelt, MD 20771, USA

We present the most recent results from our investigation on Supergiant Fast X-ray Transients, a class of High-Mass X-ray Binaries, with a possible counterpart in the gamma-ray energy band. Since 2007 *Swift* has contributed to this new field by detecting outbursts from these fast transients with the BAT and by following them for days with the XRT. Thus, we demonstrated that while the brightest phase of the outburst only lasts a few hours, further activity is observed at lower fluxes for a remarkably longer time, up to weeks. Furthermore, we have performed several campaigns of intense monitoring with the XRT, assessing the fraction of the time these sources spend in each phase, and their duty cycle of inactivity.

1. INTRODUCTION

High mass X-ray binaries (HMXBs) are stellar systems composed of a compact object (CO) and an early-type massive star which are traditionally divided in two subclasses, depending on the nature of the high mass primary and the different mass-transfer and accretion mechanisms involved. The Be-HMXBs, are transient systems with main sequence Be primaries, in generally wide ($P_{\text{orb}} \gtrsim 10$ d) eccentric ($e \sim 0.3-0.5$) orbits; in such systems the primaries are not filling their Roche lobes, and accretion onto the compact object occurs from the equatorial region of the rapidly rotating Be star. The X-ray emission from such systems is highly variable and mostly transient (with a dynamic range of several orders of magnitude), often with recurrent outbursts caused by an enhanced accretion rate when the compact star is close to periastron. OB supergiant HMXBs (sg-HMXBs), on the other hand, are systems with an evolved OB supergiant primary with smaller ($P_{\text{orb}} \lesssim 10$ d), more circular orbits than in Be-HMXBs. They are powered either by a geometrically thin accretion disc or by the strong radiation-driven stellar winds, depending on whether the primary fills its Roche lobe or not, and their X-ray emission is bright and persistent.

Recently, a third class of HMXBs was added, the supergiant fast X-ray transients (SFXTs), which share characteristics with both of the above classes. SFXTs are associated with an O or B supergiant, but are not persistent sources, as they display outbursts characterized by bright flares lasting a few hours (as

seen by INTEGRAL) with peak luminosities of $10^{36}-10^{37}$ erg s $^{-1}$ [1; 2; 3], and a dynamic range of 3–5 orders of magnitude. These flares are significantly shorter than those of typical Be-HMXBs. Their hard X-ray spectra resemble those of HMXBs hosting X-ray pulsars, a hard power law below 10 keV, with a high energy cut-off at $\sim 15-30$ keV, sometimes strongly absorbed at soft energies [4]. Hence, it is generally assumed that all members of this class are HMXBs hosting a neutron star (NS), although pulse periods are measured only for half the sample, currently consisting of 10 confirmed members. About 20 more candidates are known which showed short transient flaring, but which have no confirmed association with an OB supergiant companion. Given the current interest in this class of sources, this number is bound to increase rapidly. The actual causes of the bright outbursts are still being investigated, and they are probably related to either the properties of the wind from the supergiant companion [5; 6; 7; 8] or to the presence of a centrifugal or magnetic barrier [9; 10]. The appeal of SFXTs originates from the properties they share with both classes in which HMXBs are traditionally divided, as they may represent an evolutionary connection between them. Recently, [11; 12] proposed that the hard X-ray counterparts of a few MeV unidentified EGRET, AGILE and *Fermi* transient sources lasting only a few days, 3EG J1837–0423/HESS J1841–055, and EGR J1122–5946, AGL J2022+3622 may be associated with the SFXTs (or candidate) sources AX J1841.0–0536, IGR J11215–5952, and IGR J20188+3647, respectively.

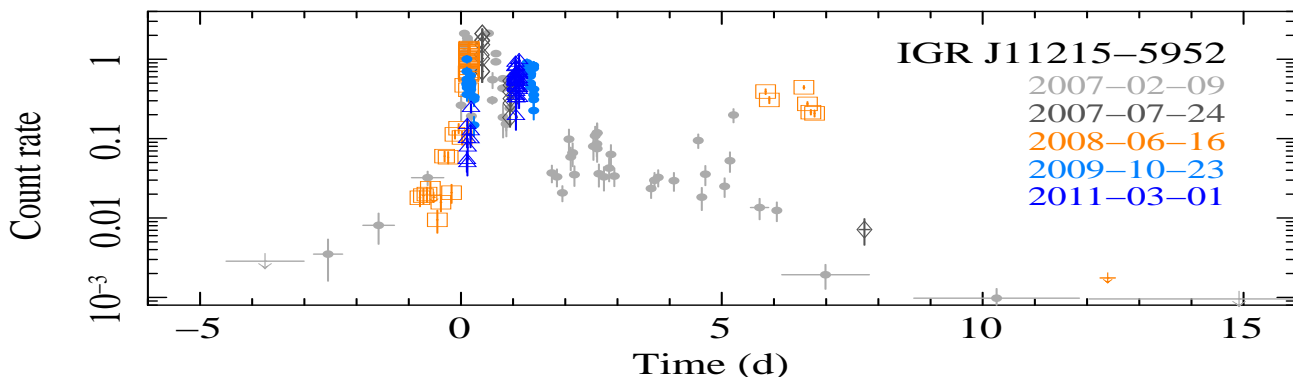


Figure 1: *Swift*/XRT light curves of the 2007 Feb 9 outbursts (light grey filled circles), 2007 July 24 (dark grey empty diamonds), 2008 June 16 (orange empty squares), 2009 November 23 (cyan filled circles), and 2011 March 1 (blue empty triangle) folded with a period of 164.6 days, relative to the peak of the first outburst. Data from [8; 13; 14; 15; 16].

Name	Campaign Dates	Obs.	Expo.	ΔT_{Σ}	P_{short}	IDC	Rate $_{\Delta T_{\Sigma}}$
			(ks)	(ks)	(%)	(%)	($10^{-3}\text{counts s}^{-1}$)
IGR J16479–4514	2007-10-26 2009-11-01	144	161	29.7	3	19	3.1 ± 0.5
XTE J1739–302	2007-10-27 2009-11-01	184	206	71.5	10	39	4.0 ± 0.3
IGR J17544–2619	2007-10-28 2009-11-03	142	143	69.3	10	55	2.2 ± 0.2
AX J1841.0–0536	2007-10-26 2008-11-15	88	96	26.6	3	28	2.4 ± 0.4
Total		558	606				

Table I The *Swift* long-term monitoring campaign (Figure 3a–d). ΔT_{Σ} is sum of the exposures accumulated in all observations (exposure > 900 s) where only a $3\text{-}\sigma$ upper limit was achieved; P_{short} is the percentage of time lost to short observations; IDC is the duty cycle of inactivity, i.e., the time each source spends undetected down to a flux limit of $(1\text{--}3)\times 10^{-12}$ erg cm^{-2} s^{-1} ; Rate $_{\Delta T_{\Sigma}}$ is the cumulative count rate (0.2–10 keV). Adapted from [19; 20].

2. IGR J11215–5952

The hard X-ray transient source IGR J11215–5952 was discovered in April 2005 with INTEGRAL and is a confirmed SFXT. In 2007, archival INTEGRAL and RXTE observations had shown that the outbursts occurred with a periodicity of ~ 330 days [17], thus making IGR J11215–5952 the first SFXT displaying periodic outbursts, probably related to the orbital period. Taking advantage of this unprecedented property, we performed a target of opportunity (TOO) observation with *Swift*/XRT [18] to monitor the source around the time of the next predicted outburst, on 2007 Feb 9. We observed the source twice a day (2ks/day) from 2007 Feb 4 until Feb 9, and then for ~ 5 ks a day afterwards, during a monitoring campaign that lasted 23 days for a total on-source exposure of ~ 73 ks. Figure 1 shows how we could follow the source for three orders of magnitude in flux, from non-detection up to the peak of the outburst at 10^{36} erg s^{-1} , and back down until it went below our detection limits. It also shows that the X-ray light curve is composed of several bright flares so that, while the bright outburst does last only a few hours, further significant activity (hence accretion onto the compact object) is seen at lower fluxes for a considerably longer (weeks) time.

The brightest part of the outburst lasted less than a day, on Feb 9, and would have been the only flaring activity seen with less sensitive instruments. Furthermore, *Swift* allowed the determination of the orbital period of ~ 164.6 d [8; 14], a rare instance, as orbital periods are generally found from all-sky monitor data.

3. SWIFT'S SYSTEMATIC INVESTIGATION OF SFXTS

Since 2007, we have dedicated considerable *Swift* time to thoroughly and systematically investigate the properties of SFXTs, with a strategy that combines monitoring programs with outburst follow-up observations. The most outstanding manifestation of the SFXT activity is indeed their outbursts, which *Swift* can catch and study broad band (0.3–150 keV) in their early stages, thanks to its fast slewing and panchromatic capabilities. Furthermore, thanks to the flexible scheduling and low overheads, that make monitoring efforts cost-effective, we could give the first non-serendipitous attention to these objects with a high sensitivity X-ray telescope, thus assessing spectroscopic and timing properties of SFXTs.

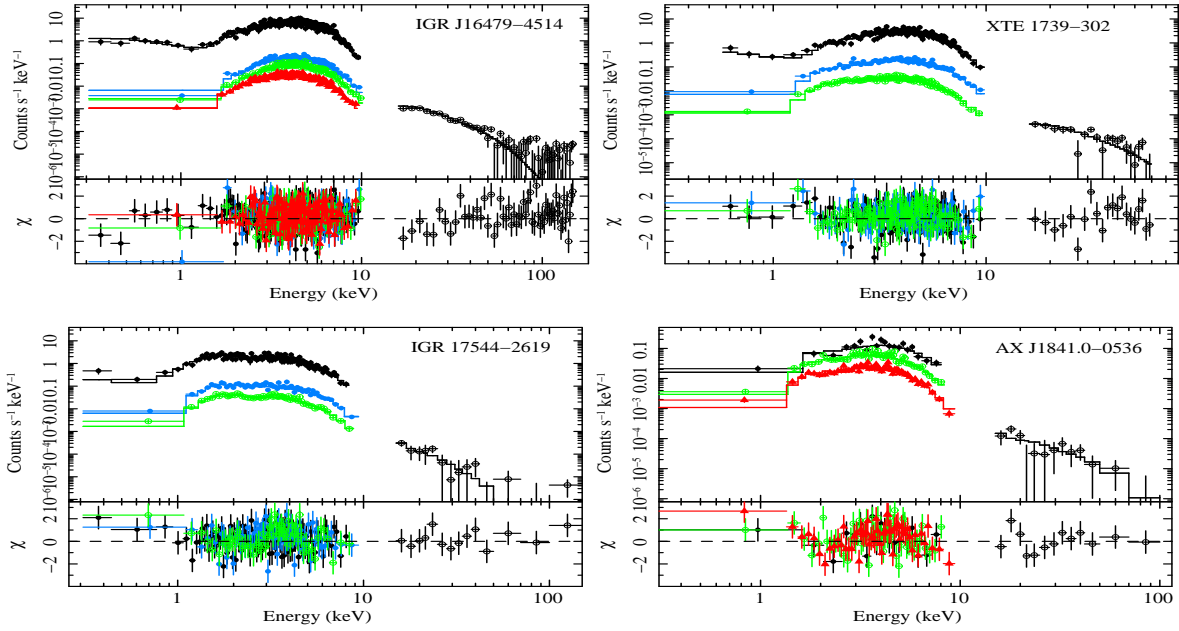


Figure 2: Spectra of one representative outburst (black) of each of the four SFXTs monitored by *Swift*, fit with an absorbed power-law model with a high energy cut-off: filled circles and empty circles denote XRT and BAT data, respectively (see Table II, Sec. 3.1). Data from [20; 22; 24; 25]. Intensity-selected spectra of out-of-outburst emission, fit with simple absorbed power-law models: Filled blue circles, green empty circles, and red filled triangles mark high, medium, and low states, respectively (see Table II, Sec. 3.1). Data from [19; 20].

The four targets we chose to monitor, IGR J16479–4514, XTE J1739–302, IGR J17544–2619, and AX J1841.0–0536, are all confirmed SFXTs, and include a source that had already triggered the BAT once, the two prototypes of the SFXT class, and a pulsar, respectively. Starting from 2007 October 26, we obtained 2–3 observations week⁻¹ object⁻¹, each 1 ks long (see Table I), with XRT in AUTO mode, to best exploit XRT automatic mode switching [21] in response to changes in the observed fluxes.

3.1. SPECTROSCOPIC PROPERTIES

Outbursts. Since 2008, simultaneous observations with XRT and BAT allowed us to perform broad band spectroscopy of SFXT outbursts [20; 22; 24; 25; 26]. Given the shape of the SFXT spectrum (power law with an exponential cut-off at 15–30 keV), the large (0.3–150 keV) *Swift* energy range allows us to both constrain the hard-X spectral properties to compare with popular accreting neutron star models and to obtain a measure of the absorption. Figure 2 shows the spectrum of one outburst of each of the four SFXTs monitored, while Table II reports homogenized values of the spectral parameters (‘outburst’ spectra).

Out of outburst. To characterize the out-of-outburst spectral properties, in each observation we

accumulated events when the source was not in outburst and a detection was achieved [19; 20]. We considered several intensity levels (‘high’, ‘medium’, ‘low’). We also extracted spectra from the event lists accumulated from all observations for which no detections were obtained as single exposures (‘very low’). We performed fits in the 0.3–10 keV energy band with simple models such as an absorbed power law or a blackbody as more complex models were not required by the data (Table II, ‘high’, ‘medium’, ‘low’, and ‘very low’ spectra; see Figure 2).

3.2. TIMING PROPERTIES

Outbursts. Our systematic investigation with *Swift* (see Figure 3f–l for the best examples of XRT outburst lightcurves) has shown that the common X-ray characteristics of this class include outburst lengths well in excess of hours, with a multiple-peaked structure, and a dynamic range (including bright outbursts) up to ~ 3 orders of magnitude.

Out of outburst. Our monitoring campaigns with *Swift* (Figure 3a–d) have investigated all phases of the SFXT life by assessing long each source spends in each state using a systematic monitoring with a sensitive instrument. The overall dynamic range reaches then ~ 4 orders of magnitude [19; 20]. We discovered that X-ray emission from SFXTs is still present outside the

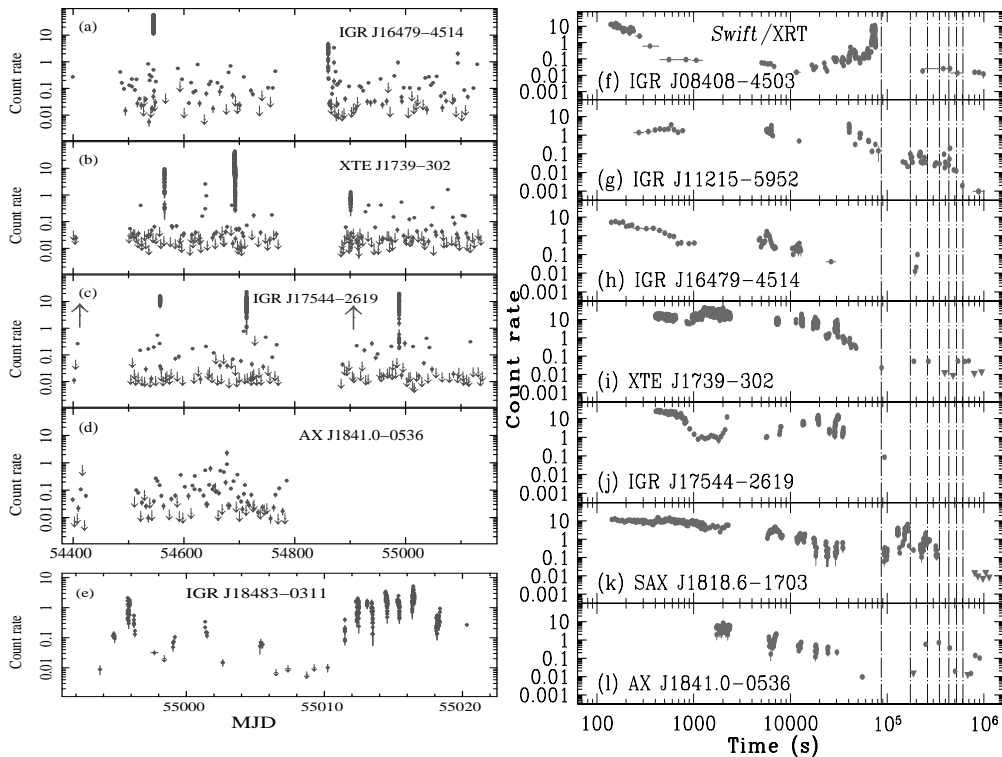


Figure 3: **Left (a–d):** *Swift*/XRT 0.2–10 keV light curves of our sample for a **long-term monitoring program** (Table I, 2007 October 26 to 2009 November 3). Each point refers to the average flux observed during each observation performed with XRT, except for outbursts where the data were binned to include at least 20 counts bin^{-1} to best represent the dynamical range. Downward-pointing arrows are 3σ upper limits, upward pointing arrows mark either outbursts that XRT could not observe because the source was Sun-constrained, or BAT Transient Monitor bright flares. AX J1841.0–0536 was only observed during the first year. Data from [19; 20].

left: (e) *Swift*/XRT 0.2–10 keV light curve of IGR J18483–0311 during our monitoring program along **one orbital period** (2009 June 11 to 2009 July 9) at a binning of at least 20 counts bin^{-1} . Data from [27].

Right: *Swift*/XRT light curves of the most representative **outbursts** of SFXTs followed by *Swift*/XRT, referred to their respective BAT triggers (IGR J11215–5952 did not trigger the BAT, so it is referred to MJD 54139.94). Points denote detections (binning of at least 20 counts bin^{-1}), triangles 3σ upper limits. Vertical dashed lines mark time intervals equal to 1 day, up to a week. References: (f) IGR J08408–4503 (2008-07-05, [28]); (g) IGR J11215–5952 (2007-02-09, [13]); (h) IGR J16479–4514 (2005-08-30, [29]); (i) XTE J1739–302 (2008-08-13, [26]); (j) IGR J17544–2619 (2010-03-04, [24]); (k) SAX J1818.6–1703 (2009-05-06, [30]); (l) AX J1841.0–0536 (2010-06-05, [24]). Adapted from [24].

bright outbursts [29, see Figure 3a–d], that only account for 3–5% of the total lifetime [20]. Figure 4 reports the histograms of the XRT count rates, peaking at about 0.1 counts s^{-1} , which implies that the most probable X-ray flux is $F_{2-10\text{keV}} \sim (1-2) \times 10^{-11}$ erg cm^{-2} s^{-1} (unabsorbed), corresponding to luminosities in the order of a few 10^{33} – 10^{34} erg s^{-1} , ~ 100 times lower than the bright outbursts [20]. Finally, we calculated that the duty-cycle of **inactivity** is in the range ~ 19 – 55% [Table I; 19; 20], so that true quiescence is a relatively rare state, at variance with what previously estimated using less sensitive instruments. *Swift* data thus demonstrated that these transients accrete matter through all their life.

Further monitoring programs involved follow-

ing SFXTs with known orbital period. In 2009 we performed the first complete monitoring of the X-ray activity along an entire orbital period ($P_{\text{orb}} \sim 18.5$ d) of the SFXT IGR J18483–0311 [27] with a sensitive instrument (23 daily observations, ~ 2 ks each, spread over 28 d for a total of 44 ks, see Fig 3e). This unique dataset allowed us to constrain the different mechanisms proposed to explain the SFXT nature. In particular, we applied the clumpy wind model for blue supergiants [31] to the observed X-ray light curve. By assuming an eccentricity of $e = 0.4$, we could explain the X-ray emission in terms of the accretion from a spherically symmetric clumpy wind, composed of clumps with different masses, ranging from 10^{18} to $\times 10^{21}$ g.

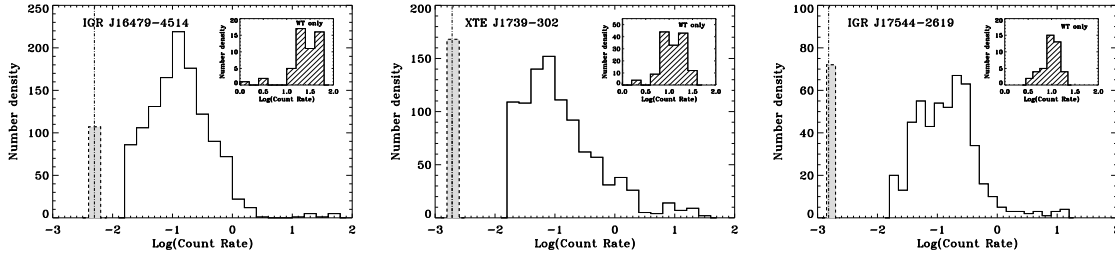


Figure 4: Distribution of the count rates when the XRT light curves are binned at 100 s, for the three sources monitored for two years. The vertical lines correspond to the background. The hashed histograms are points which are consistent with a zero count rate. The insets show the subset of WT data only, binned at 20 s.

Name	Spectrum	Date/Rate (count s ⁻¹)	N_{H} (10^{22} cm ⁻²)	Γ	E_{cut} (keV)	E_{fold} (keV)	Flux ^a (2–10 keV)	Luminosity ^b (2–10 keV)	Reference
IGR J16479–4514	outburst	2008-03-19	$6.2^{+0.6}_{-0.5}$	$1.2^{+0.2}_{-0.1}$	6^{+1}_{-1}	15^{+3}_{-2}	600	240	[22, This work]
	high	>0.55	$8.2^{+0.8}_{-0.7}$	$1.1^{+0.2}_{-0.2}$			12	5	[20]
	medium	[0.22–0.55[$8.6^{+0.8}_{-0.8}$	$1.3^{+0.2}_{-0.2}$			5.3	2	[20]
	low	[0.06–0.22[$7.1^{+0.6}_{-0.6}$	$1.4^{+0.2}_{-0.1}$			1.7	0.7	[20]
	very low ^c	<0.06	$3.3^{+0.4}_{-0.0}$	$1.8^{+0.3}_{-0.2}$			0.13	0.04	[20]
XTE J1739–302	outburst	2008-08-13	$4.8^{+1.3}_{-0.6}$	$0.8^{+0.4}_{-0.2}$	5^{+2}_{-1}	12^{+8}_{-3}	170	18	[23, This work]
	high	>0.405	$3.7^{+0.5}_{-0.4}$	$0.8^{+0.2}_{-0.1}$			12	1	[20]
	medium	[0.07–0.405[$3.8^{+0.4}_{-0.4}$	$1.4^{+0.1}_{-0.1}$			1.8	0.2	[20]
	very low ^c	<0.07	$1.7^{+0.1}_{-0.0}$	$1.4^{+0.2}_{-0.2}$			0.05	0.004	[20]
IGR J17544–2619	outburst	2009-06-06	$1.0^{+0.2}_{-0.3}$	$0.6^{+0.2}_{-0.4}$	3^{+1}_{-1}	8^{+4}_{-3}	83	14	[20, This work]
	high	>0.25	$1.9^{+0.3}_{-0.2}$	$1.3^{+0.1}_{-0.1}$			4.6	0.8	[20]
	medium	[0.07–0.25[$2.3^{+0.3}_{-0.3}$	$1.7^{+0.2}_{-0.2}$			1.4	0.3	[20]
	very low ^c	<0.07	$1.1^{+0.1}_{-0.0}$	$2.1^{+0.2}_{-0.2}$			0.02	0.003	[20]
AX J1841.0–0536	outburst	2010-06-05	$1.9^{+1.7}_{-1.0}$	$0.2^{+0.4}_{-0.5}$	4^{+12}_{-4}	16^{+10}_{-9}	60	18	[24]
	high	>0.4	$2.5^{+0.3}_{-0.3}$	$1.1^{+0.1}_{-0.1}$			8	3	[19]
	medium	[0.18–0.4[$3.5^{+0.5}_{-0.5}$	$1.3^{+0.2}_{-0.2}$			3.4	1	[19]
	low	[0.05–0.18[$3.5^{+0.5}_{-0.5}$	$1.5^{+0.2}_{-0.2}$			1.1	0.4	[19]
	very low ^c	<0.05	$0.3^{+0.3}_{-0.3}$	$0.6^{+0.4}_{-0.4}$			0.06	0.02	[19]

Table II Spectral parameters of (i) the outbursts shown in Figure 2 (fit with an absorbed power-law model with a high energy cut-off) and (ii) of the out of outburst states (fit with a simple absorbed power-law model).

^a Average observed 2–10 keV fluxes in units of 10^{-11} erg cm⁻² s⁻¹.

^b Average 2–10 keV luminosities in units of 10^{35} erg s⁻¹.

^c Fit performed with constrained column density.

4. CONCLUSIONS

Thanks to *Swift*, we have investigated the properties of SFTXs on timescales ranging from minutes to years and in several intensity states (bright flares, intermediate intensity states, and down to almost quiescence). We also performed broad-band spectroscopy of outbursts, and intensity selected spectroscopy outside outbursts. In light of their possible emission in the *Fermi* energy bands SFTXs are certainly worthy of attention at the high energies, especially now that *Fermi* has accumulated a long baseline of data and

has an improved model of the Galactic diffuse emission. The spectroscopic and, most importantly, timing properties of SFTXs we have uncovered with *Swift* could therefore serve as a guide in search for the high energy emission from these enigmatic objects.

Acknowledgments

We acknowledge financial contribution from the agreement ASI-INAF I/009/10/0.

References

- [1] V. Sguera, E. J. Barlow, A. J. Bird, et al., *Astron. & Astrophys.* **444**, 221–231 (2005).
- [2] V. Sguera, A. Bazzano, A. J. Bird, et al., *Astrophys. J.* **646**, 452–463 (2006).
- [3] I. Negueruela, D. M. Smith, P. Reig, et al., **604**, 165 (2006).
- [4] R. Walter, J. Zurita Heras, L. Bassani, et al., *Astron. & Astrophys.* **453**, 133–143 (2006).
- [5] J. J. M. in't Zand, *Astron. & Astrophys.* **441**, L1–L4 (2005).
- [6] R. Walter, and J. Zurita Heras, *Astron. & Astrophys.* **476**, 335–340 (2007).
- [7] I. Negueruela, J. M. Torrejón, P. Reig, et al., **1010**, 252–256 (2008).
- [8] L. Sidoli, P. Romano, S. Mereghetti, et al., *Astron. & Astrophys.* **476**, 1307–1315 (2007).
- [9] S. A. Grebenev, and R. A. Sunyaev, *Astronomy Letters* **33**, 149–158 (2007).
- [10] E. Bozzo, M. Falanga, and L. Stella, *Astrophys. J.* **683**, 1031–1044 (2008).
- [11] V. Sguera, “Hard fast X-ray transients as possible counterparts of unidentified MeV/TeV sources,” in *Proceedings of the 7th INTEGRAL Workshop. 8 - 11 September 2008 Copenhagen, Denmark. Online at <http://pos.sissa.it/cgi-bin/reader/conf.cgi?confid=67>, p.82*, 2008.
- [12] V. Sguera, G. E. Romero, A. Bazzano, et al., *Astrophys. J.* **697**, 1194–1205 (2009).
- [13] P. Romano, L. Sidoli, V. Mangano, et al., *Astron. & Astrophys.* **469**, L5–L8 (2007).
- [14] P. Romano, L. Sidoli, G. Cusumano, et al., *Astrophys. J.* **696**, 2068–2074 (2009).
- [15] P. Esposito, P. Romano, L. Sidoli, et al., *ATel* # **2257** (2009).
- [16] P. Romano, P. Esposito, S. Vercellone, et al., *ATel* # **3200** (2011).
- [17] L. Sidoli, A. Paizis, and S. Mereghetti, *Astron. & Astrophys.* **450**, L9–L12 (2006).
- [18] D. N. Burrows, J. E. Hill, J. A. Nousek, et al., *Space Science Reviews* **120**, 165–195 (2005).
- [19] P. Romano, L. Sidoli, G. Cusumano, et al., *Mon. Not. R. Astron. Soc.* **399**, 2021–2032 (2009).
- [20] P. Romano, V. La Parola, S. Vercellone, et al., *Mon. Not. R. Astron. Soc.* **410**, 1825–1836 (2011).
- [21] J. E. Hill, D. N. Burrows, J. A. Nousek, et al., “Readout modes and automated operation of the Swift X-ray Telescope,” in *X-Ray and Gamma-Ray Instrumentation for Astronomy XIII. Edited by Flanagan, Kathryn A.; Siegmund, Oswald H. W. Proceedings of the SPIE, Volume 5165, pp. 217-231 (2004).*, edited by K. A. Flanagan, and O. H. W. Siegmund, 2004, pp. 217–231.
- [22] P. Romano, L. Sidoli, V. Mangano, et al., *Astrophys. J. Letters* **680**, L137–L140 (2008).
- [23] P. Romano, V. Vercellone, S. La Parola, et al., “The Swift Supergiant Fast X-ray Transients Project: recent results,” in *Proceedings of the 25th Texas Symposium on Relativistic Astrophysics, Online at <http://pos.sissa.it/cgi-bin/reader/conf.cgi?confid=123>*, 2010, p. 117.
- [24] P. Romano, V. Mangano, G. Cusumano, et al., *Mon. Not. R. Astron. Soc.* **412**, L30–L34 (2011).
- [25] L. Sidoli, P. Romano, V. Mangano, et al., *Astrophys. J.* **690**, 120–127 (2009).
- [26] L. Sidoli, P. Romano, L. Ducci, et al., *Mon. Not. R. Astron. Soc.* **397**, 1528–1538 (2009).
- [27] P. Romano, L. Sidoli, L. Ducci, et al., *Mon. Not. R. Astron. Soc.* **401**, 1564–1569 (2010).
- [28] P. Romano, L. Sidoli, G. Cusumano, et al., *Mon. Not. R. Astron. Soc.* **392**, 45–51 (2009).
- [29] L. Sidoli, P. Romano, V. Mangano, et al., *Astrophys. J.* **687**, 1230–1235 (2008).
- [30] L. Sidoli, P. Romano, P. Esposito, et al., *Mon. Not. R. Astron. Soc.* **400**, 258–262 (2009).
- [31] L. Ducci, L. Sidoli, S. Mereghetti, et al., *Mon. Not. R. Astron. Soc.* **398**, 2152–2165 (2009).