

# Hierarchic Power Allocation for Spectrum Sharing in OFDM-Based Cognitive Radio Networks

Tian Zhang, Wei Chen, *Member, IEEE*, Zhu Han, *Senior Member, IEEE*,  
and Zhigang Cao, *Senior Member, IEEE*

## Abstract

In this paper, a Stackelberg game is built to model the hierarchic power allocation of primary user (PU) network and secondary user (SU) network in OFDM-based cognitive radio (CR) networks. We formulate the PU and the SUs as the leader and the followers, respectively. We consider two constraints: the total power constraint and the interference-to-signal ratio (ISR) constraint, in which the ratio between the accumulated interference and the received signal power at each PU should not exceed certain threshold. Firstly, we focus on the single-PU and multi-SU scenario. Based on the analysis of the Stackelberg Equilibrium (SE) for the proposed Stackelberg game, an analytical hierarchic power allocation method is proposed when the PU can acquire the additional information to anticipate

This work is partially supported by the National Basic Research Program of China (973 Program) under Grant 2012CB316001, the National Nature Science Foundation of China (NSFC) under Grants 60832008 and 60902001, US NSF CNS-1117560, CNS-0953377, ECCS-1028782, CNS-0905556, and Qatar National Research Fund.

T. Zhang is with the School of Information Science and Engineering, Shandong University, Jinan 250100, China. He is also with the State Key Laboratory on Microwave and Digital Communications, Department of Electronic Engineering, Tsinghua National Laboratory for Information Science and Technology (TNList), Tsinghua University. E-mail: tianzhang.ee@gmail.com

W. Chen and Z. Cao are with the State Key Laboratory on Microwave and Digital Communications, Department of Electronic Engineering, Tsinghua National Laboratory for Information Science and Technology (TNList), Tsinghua University, Beijing 100084, China. E-mail: {wchen, czg-dee}@tsinghua.edu.cn

Z. Han is with the Department of Electrical and Computer Engineering, University of Houston, Houston, TX 77004, USA. E-mail: zhan2@mail.uh.edu

SUs' reaction. The analytical algorithm has two steps: 1) The PU optimizes its power allocation with considering the reaction of SUs to its action. In the power optimization of the PU, there is a sub-game for power allocation of SUs given fixed transmit power of the PU. The existence and uniqueness for the Nash Equilibrium (NE) of the sub-game are investigated. We also propose an iterative algorithm to obtain the NE, and derive the closed-form solutions of NE for the perfectly symmetric channel. 2) The SUs allocate the power according to the NE of the sub-game given PU's optimal power allocation. Furthermore, we design two distributed iterative algorithms for the general channel even when private information of the SUs is unavailable at the PU. The first iterative algorithm has a guaranteed convergence performance, and the second iterative algorithm employs asynchronous power update to improve time efficiency. Finally, we extend to the multi-PU and multi-SU scenario, and a distributed iterative algorithm is presented.

### **Index Terms**

Cognitive radio, hierarchic power allocation, distributed iterative algorithm, Stackelberg game.

## I. INTRODUCTION

Cognitive radio (CR) technology has gained much attention because of its capability of improving the spectrum utilization efficiency [1]. In CR networks, the CRs transmit in an opportunistic way or coexist with the primary systems simultaneously under the constraints that the primary systems will not be harmed.

Due to scarcity of power and hostile characteristics of wireless channels, efficient power allocation schemes are necessary for design of high-performance CR networks. Meanwhile, as the game theory is suitable for analyzing conflict and cooperation among rational decision makers, it has emerged as a very powerful tool for power allocation in CR networks [2], [3]. In the game theory based power allocation frameworks, the nodes are modeled as self-interested or group-rational players, and compete or cooperate with each other to maximize their utilities by viewing the power as the strategies. The cooperative game theoretic approach of optimal power control for secondary users (SUs) in CR networks has been proposed in [4]; the authors transformed

the coupled interference constraints into a pricing function in the objective utility, and then the Kalai-Smorodinsky (KS) bargaining solution and the Nash bargaining solution (NBS) of the reformulated game were investigated. In [5], a fair local bargaining framework was proposed for spectrum allocation, and two bargaining strategies named as one-to-one fairness bargaining and feed poverty bargaining were presented. The opportunistic spectrum access problem was addressed by utilizing the cooperative game theory in [6], three bargaining solutions were compared and analyzed, and a distributed algorithm that can achieve the NBS for the spectrum sharing game was presented. In [7], the authors investigated the resource allocation in CR networks by using the coalitional game theory, and a distributed dynamic coalition formation algorithm was proposed. A distributed power control protocol for the secondary network based on non-cooperative game was studied in [8]. Utilizing the best response, a distributed algorithm to obtain the Nash Equilibrium (NE) of the game was developed. Furthermore, based on the distributed algorithm, a network protocol for power control was presented. Dynamic spectrum sharing with multiple strategic primary users (PUs) and SUs was investigated by using the noncooperative game in [9], two cases under complete and incomplete information assumptions were discussed. The dynamic power control problem with interference constraints in CR networks was studied in [10]. By enforcing the interference constraint through pricing, a non-cooperative game model was developed. A kind of Generalized Nash Equilibrium (GNE) with the shared constraints, named as the interference equilibrium, was investigated.

The Stackelberg game, which is also referred to as the leader-follower game, is a game in which the leader moves first and then the followers move sequentially. The problem is then transformed to find an optimal strategy for the leader, assuming that the followers react in such a rational way that they optimize their objective functions given the leader's actions [11]. In [12], [13], [14]<sup>1</sup>, the Stackelberg game was applied for the multi-user power control problem in interference channels.

<sup>1</sup>In [14], the Stackelberg equilibrium is a special case of the conjectural equilibrium.

The Stackelberg game was used for power control in a decentralized multiple access channel in [15]. Moreover, in [16], it has been proved that compared to the standard non-cooperative power control game, the utilization of the Stackelberg game achieves performance improvement for both the individual and the global system. Distributed relay selection and power control for multiuser cooperative communication networks were addressed in [17]. In [18], the Stackelberg game was utilized to study the hierarchical competition in cellular networks that is comprised of the macrocells overlaid with femtocells.

As the Stackelberg game is defined for the cases in which a hierarchy of actions exists between players, it is a natural fit for the CR scenario. The Stackelberg game was employed to CR networks in [19], [20]. A Stackelberg game model was proposed for frequency bands in which a licensed user has priority over opportunistic cognitive radios. In [21], the Stackelberg game was applied for the utility-based cooperative CR networks. In [22], the resource allocation in CR networks was studied by using the Stackelberg game to characterize the asymmetry of PUs and SUs. Allocation of under-utilized spectrum resources from PUs to multiple SUs was modeled as the seller-buyer game. Similar work can also be found in [23] though the authors did not claim the use of Stackelberg game explicitly. A decentralized Stackelberg game formulation for power allocation was developed in [24]. Distributed optimization for CR networks using the Stackelberg game was considered in [25]. Distributed power control method for SUs and optimal pricing for PU were obtained, and the algorithm for finding the optimal price was proposed. In [26], the authors focused on how the SU chooses its power level to obtain maximal cognitive network capacity with guaranteeing the performance of the PU. Power allocation in the down-link of the secondary system was considered by using the Stackelberg game in [27]. Constraints such as protecting PUs and maximum power limitations of base stations (BSs) were considered. Distributed power control for spectrum-sharing femtocell networks was investigated by using the Stackelberg game in [28]. The Stackelberg equilibrium (SE) was studied, and an effective distributed interference price bargaining algorithm with guaranteed convergency was presented

to achieve the equilibrium.

Recently, orthogonal frequency division multiplexing (OFDM) has been recognized as an attractive modulation candidate for CR systems. In practice, the efficient algorithm of allocating power to sub-carriers in OFDM-based PU network is also important. However, most above mentioned works focus on the power control of the SU network, the hierarchic power allocation for OFDM-based PU network and SU network by using the Stackelberg game has not been extensively studied yet. When the power control for the PU network and SU network are jointly considered, we should consider not only the interference among SUs, but also the interference among PUs as well as the mutual interference between the PU network and the SU network. To meet quality of service (QoS) requirement of the PU precisely, the interference-to-signal ratio (ISR), which is defined as the ratio between the accumulated interference and the received signal power, should be less than a constant at the PU. Then the power allocation of both PU network and SU network are tightly coupled. In addition, the transmission from the primary transmitter to its receiver needs to be analyzed. The utility function of the PU takes the transmission merit, such as rate, into consideration. Due to the above reasons, the hierarchic power allocation algorithm is challenging especially when the PU network cannot acquire private information of the SU network. Even when the private information is available, it is difficult to design the time-efficient algorithm because of complexity of the game.

In this paper, the main contributions are summarized as follows:

- A Stackelberg game is formulated to describe the priority of the power allocation for the PU network. We analyze the mutual effect between power allocation for the PU network and that of the SU network in two aspects: ISR constraint and mutual interference between the PUs and SUs. The former impacts the feasible power allocation set, and the latter influences the utility.
- When there is only one PU, the Stackelberg game can be written as an optimization problem that contains a non-cooperative sub-game. The sub-game can be viewed as the power game

of the SU network given the PU's power. We analyze existence for the NE of the subgame, and give a sufficient condition of uniqueness. Moreover, an iterative algorithm, which converges to the NE, is presented for the general channel condition, and the closed-form solutions for the NE are derived in the perfectly symmetric channel.

- Based on the Stackelberg game analysis, the hierarchic power allocation algorithms for the PU network and SU network are proposed. Considering availability of the private information for the SUs at the PU, two scenarios are investigated. When the private information is available and the perfectly symmetric channel conditions can be satisfied, the PU can allocate power by solving a specific optimization problem and the SU can allocate power analytically. Otherwise, the iterative distributed power allocation algorithms are presented. We also investigate convergence and effectiveness of the proposed iterative algorithms.
- The extension to the multi-PU and multi-SU scenario is discussed, and we present an iterative distributed algorithm for the hierarchic power allocation.

The remainder of the paper is structured as follows. In Section II, we introduce the system model under consideration, and formulate the Stackelberg game. In Section III, the game analysis is performed. In Section IV, the hierarchic power allocation methods for PU and SUs are proposed. Next, the numerical results are presented in Section V. We also discuss the extension to the multi-PU scenario in Section VI. Finally, we conclude the paper in Section VII.

## II. SYSTEM MODEL AND PROBLEM FORMULATION

### A. System model

We consider a spectrum-sharing scenario in which a PU system coexists with a SU system. The PU system consists of a transceiver pair (i.e., PU) using OFDM. The SU system is an OFDM-based ad hoc network in which CR transceiver pairs (i.e., SUs) can simultaneously transmit with the PU. The PU is denoted as user 1 and the SUs are denoted as user 2,  $\dots$ , user  $L$ , respectively, i.e., the PU set  $\mathbb{P} = \{1\}$  and the SU set  $\mathbb{S} = \{2, \dots, L\}$ . It is assumed that the total number

of OFDM sub-channels is  $N$ , and each sub-channel experiences flat fading. The sampled signal on the  $f$ -th sub-channel at user  $j$  is  $y_j^f = \sqrt{P_j^f h_{j,j}^f} x_j^f + \sum_{i \neq j \in \mathbb{P} \cup \mathbb{S}} \sqrt{P_i^f h_{i,j}^f} x_i^f + w_i^f$ , where  $P_j^f$  and  $h_{i,j}^f$  denote the transmitted power of user  $j$  and the channel coefficient between transmitter of user  $i$  and receiver of user  $j$  on the  $f$ -th sub-channel, respectively.  $x_j^f$  is the transmitted symbol of user  $j$  at sub-channel  $f$  and is assumed to have unit energy.  $w_i^f$  is the additive white Gaussian noise (AWGN) with  $w_i^f \sim \mathcal{CN}(0, N_i^f)$ . Each user has a limited power budget, i.e.,  $\sum_{f=1}^N P_j^f \leq P_j^{\max}$ ,  $\forall j \in \mathbb{P} \cup \mathbb{S}$ . Treating the interference as noise and assuming Gaussian signalling, the maximum rate that user  $j$  can obtain on the  $f$ -th sub-channel can be expressed as  $R_j^f = \log \left( 1 + \frac{P_j^f |h_{j,j}^f|^2}{\sum_{i \neq j \in \mathbb{P} \cup \mathbb{S}} P_i^f |h_{i,j}^f|^2 + N_j^f} \right)$  (nats/s/Hz).

### B. Stackelberg game formulation

We formulate the PU as the leader and the SUs as followers. The PU first selects its transmission power by maximization of its utility, in which it tries to anticipate the SUs' reactions to its action. And then, based on the PU's power, the SUs compete with each other to maximize its own rate by adjusting transmit power. The ISR constraint,  $\frac{\sum_{i \in \Omega} P_i^f |h_{i,1}^f|^2}{P_1^f |h_{1,1}^f|^2} \leq \rho$  with  $\rho$  being the ISR threshold, needs to be satisfied to guarantee primary service<sup>2</sup>.

Given the PU's transmit power, the SUs' non-cooperative sub-game can be mathematically formulated as  $\{\Omega, \{\mathcal{S}_i\}_{i \in \Omega}, \{u_i\}_{i \in \Omega}\}$ , where  $\Omega = \mathbb{S}$  is the set of active players. The set of admissible power allocation strategies for user  $i$  is given by  $\mathcal{S}_i = \{\mathbf{P}_i = (P_i^1, P_i^2, \dots, P_i^N) : \sum_{f=1}^N P_i^f \leq P_i^{\max}; \forall f \in \{1, 2, \dots, N\}, P_i^f \geq 0\}$ . The utility function of user  $i$  is defined as  $u_i(\mathbf{P}_i, \mathbf{P}_{-i}) = \sum_{f=1}^N R_i^f$ ,<sup>3</sup> where  $\mathbf{P}_{-i} := \{\mathbf{P}_k\}_{k \in \Omega / \{i\}}$ .

<sup>2</sup> We only need to guarantee that the power allocation in the stable state, i.e., the Stackelberg equilibrium (its definition will be given in the following) or the convergent outcomes of the iterative algorithm, should satisfy the ISR constraint.

<sup>3</sup>The utility function can be defined in other forms, i.e., the proposed framework is general enough to allow different definitions of the utility function. concerning the obtained conclusions, some are independent on the utility function definition and others can be adapted easily for new definitions of the utility function.

For the PU, if it can anticipate SUs' reactions to its action, we have the following problem

$$\begin{aligned} \max_{\mathbf{P}_1} u_1 &= \sum_{f=1}^N \log \left( 1 + \frac{P_1^f |h_{1,1}^f|^2}{\sum_{i \in \Omega} P_i^{f*} |h_{i,1}^f|^2 + N_1^f} \right) \\ \text{s.t. } \sum_{f=1}^N P_1^f &\leq P_1^{\max}, P_1^f \geq 0, \frac{\sum_{i \in \Omega} P_i^{f*} |h_{i,1}^f|^2}{P_1^f |h_{1,1}^f|^2} \leq \rho, \end{aligned} \quad (1)$$

where  $\mathbf{P}_1 = (P_1^1, P_1^2, \dots, P_1^N)$ ,  $\mathbf{P}_i^* = (P_i^{1*}, P_i^{2*}, \dots, P_i^{N*})$  with  $i \in \Omega$ , and  $(\mathbf{P}_i^*, \mathbf{P}_{-i}^*)$  is the NE of  $\mathcal{G}$  when  $\mathbf{P}_1$  is given<sup>4</sup>.

### III. GAME ANALYSIS

In this section, the existence, uniqueness, and solution for the NE of the sub-game  $\mathcal{G}$  are analyzed. An iterative algorithm to obtain the NE of the sub-game is given. We also investigate the convergence of the iterative algorithm. Furthermore, the closed-form solutions for the NE are derived for the perfectly symmetric channel.

First, for sub-game  $\mathcal{G}$ , its NE is defined as as follows:

**Definition 1.**  $(\mathbf{P}_i^*, \mathbf{P}_{-i}^*)$  is the NE if  $u_i(\mathbf{P}_i^*, \mathbf{P}_{-i}^*) \geq u_i(\mathbf{P}_i, \mathbf{P}_{-i}^*)$  for all  $\mathbf{P}_i \in \mathcal{S}_i$  and  $i \in \Omega$ .

With respect to the existence of the NE for  $\mathcal{G}$ , we have the following proposition.

**Proposition 1.** The sub-game  $\mathcal{G}$  has at least one pure NE.

*Proof:* Due to the page limitation, we give the sketch of proof. First,  $\forall \mathbf{P}, \mathbf{P}' \in \mathcal{S}_i$ , we have  $\alpha \mathbf{P} + (1 - \alpha) \mathbf{P}' \in \mathcal{S}_i$  ( $\alpha \in [0, 1]$ ), i.e.,  $\mathcal{S}_i$  is a convex set. Meanwhile, as  $P_i^{\max} < \infty$ ,  $\mathcal{S}_i \subseteq \mathbb{E}^N$  is closed and bounded, so it is compact. Next,  $u_i(\mathbf{P}_i, \mathbf{P}_{-i})$  is continuous in  $\mathbf{P}_{-i}$ .  $\forall \tau \in \mathbb{R}$ , we can prove that the upper contour set  $\mathcal{U}_\tau = \{\mathbf{P}_i \in \mathcal{S}_i, u_i(\mathbf{P}_i, \mathbf{P}_{-i}) \geq \tau\}$  is convex. Consequently,

<sup>4</sup>The definition of NE will be given in the following Section. (1) is the formulated Stackelberg game, where it contains the sub-game  $\mathcal{G}$ . We should observe that the ISR constraint is not considered in  $\mathcal{G}$ . But as the ISR constraint is considered in (1), the solutions of the Stackelberg game comply with the ISR constraint.



$u_i(\mathbf{P}_i, \mathbf{P}_{-i})$  is quasi-concave in  $\mathbf{P}_i$ . Using the Debreu-Fan-Glicksberg theorem [29], the lemma can be proved. ■

The uniqueness of the NE can be given by

**Proposition 2.** Define

$$\mathbf{M}_{i,j} = \begin{cases} -\max_{f \in [1, N]} \left\{ \frac{|h_{ij}^f|^2 N_i^f + P_1^f |h_{1i}^f|^2 + \sum_{l \in \Omega} |h_{li}^f|^2 P_l^{\max}}{|h_{ii}^f|^2} \right\}, & i \neq j; \\ 1, & i = j. \end{cases} \quad (2)$$

If  $\mathbf{M}$  is a positive definite matrix,  $\mathcal{G}$  has a unique NE.

*Proof:* Define  $\Lambda_i(\mathbf{P}) = -\nabla_{\mathbf{P}_i} u_i(\mathbf{P}_i, \mathbf{P}_{-i})$  with  $\nabla_{\mathbf{P}_i}(\cdot)$  being the gradient vector with respect to  $\mathbf{P}_i$ , and denote  $\mathcal{S} = \mathcal{S}_2 \times \cdots \times \mathcal{S}_{|\Omega|+1}$  with a Cartesian structure. When  $\mathbf{M}$  is a positive definite matrix,  $\forall \mathbf{P} = (\mathbf{P}_2, \cdots, \mathbf{P}_{|\Omega|+1})$ ,  $\mathbf{P}' = (\mathbf{P}'_2, \cdots, \mathbf{P}'_{|\Omega|+1}) \in \mathcal{S}$ ,  $\exists \alpha > 0$  such that  $\max_{i \in \Omega} \{(\mathbf{P}_i - \mathbf{P}'_i) [\Lambda_i(\mathbf{P}) - \Lambda_i(\mathbf{P}')] \} \geq \alpha \|\mathbf{P} - \mathbf{P}'\|_2^2$ , where  $\|\cdot\|_2$  is the spectral norm. Consequently,  $\mathcal{G}$  has a unique NE [30], [31]. ■

*Remark:* The conditions in Proposition 2 can be viewed as the weak interference condition since  $\frac{|h_{ij}^f|^2}{N_j^f + P_1^f |h_{1j}^f|^2}$  and  $\frac{N_i^f + P_1^f |h_{1i}^f|^2 + \sum_{l \in \Omega} |h_{li}^f|^2 P_l^{\max}}{|h_{ii}^f|^2}$  denote the interference level.

In the following, we give an iterative algorithm to obtain the NE. The best response for user  $i$  ( $i \in \Omega$ ) can be expressed as

$$P_i^f = BR_i(P_1^f, P_{-i}^f) = \left( \frac{1}{\mu_i} - \frac{P_1^f |h_{1i}^f|^2 + \sum_{j \in \Omega/i} P_j^f |h_{ji}^f|^2 + N_i^f}{|h_{ii}^f|^2} \right)^+, \quad (3)$$

where  $P_{-i}^f(k) = \left\{ P_j^f(k) \right\}_{j \in \Omega/i}$ ,  $(\cdot)^+ = \max(\cdot, 0)$ ,  $\mu_i$  is a constant satisfying  $\sum_{f=1}^N P_i^f \leq P_i^{\max}$ . Based on (3), an iterative distributed algorithm (Algorithm 1), which can converge to the NE, can be given.

In the algorithm, SU  $i$  only has to obtain its own channel state,  $h_{ii}$ , and measure the aggregated interference it received,  $P_1^f |h_{1i}^f|^2 + \sum_{j \in \Omega/i} P_j^f(k) |h_{ji}^f|^2$ , therefore it can be implemented distributively.

Following the existing literature (such as [10], [33]), sufficient conditions for the convergence of Algorithm 1 can be given by the following proposition.

**Proposition 3.** Define  $c_{i,j}^f = |h_{i,j}^f|^2/|h_{j,j}^f|^2$ ,  $[\mathbf{C}^f]_{i-1,j-1} = c_{i,j}^f$ ,  $i \neq j \in \Omega$ , and  $[\mathbf{C}^f]_{i,i} = 0$ . If  $\forall f \in [1, \dots, N]$ ,  $\|\mathbf{C}^f\| < 1$ , where  $\|\cdot\|$  is any induced matrix norm with its corresponding vector norm being monotone, Algorithm 1 converges.

*Proof:* Please refer to [10], [33]. The proof is omitted due to the page limitation. ■

Under a special circumstance, i.e., perfectly symmetric channel, we derive the closed-form solutions of NE.

**Proposition 4.** When  $|h_{i,j}^f|/|h_{j,j}^f| = |h_{j,i}^{f'}|/|h_{i,i}^{f'}| < 1$ ,  $N_i^f/|h_{ii}^f|^2 = N_j^f/|h_{jj}^f|^2$  and  $|h_{1i}^f|/|h_{ii}^f| = |h_{1j}^{f'}|/|h_{jj}^{f'}|$  for  $f, f' = 1, \dots, N$  and  $i \neq j \in \Omega$ , the perfectly symmetric channel conditions hold. Then, for  $L = 3$ , the NE of  $\mathcal{G}$  has the following closed-form solutions<sup>5</sup>.

$$P_2^{f*} = \begin{cases} t_1^* - \frac{ct_2^* + \sigma_f}{1+c}, & f \in [1, k_2]; \\ t_1^* - \sigma_f, & f \in [k_2 + 1, k_1]; \\ 0, & f \in [k_1 + 1, N], \end{cases} \quad (4)$$

$$P_3^{f*} = \begin{cases} \frac{t_2^* - \sigma_f}{1+c}, & f \in [1, k_2]; \\ 0, & f \in [k_2 + 1, N], \end{cases} \quad (5)$$

where  $c = |h_{j,i}^f|^2|h_{i,i}^f|^{-2}$ ,  $\sigma_f = (N_i^f + P_1^f|h_{1i}^f|^2)|h_{ii}^f|^{-2}$ ,  $t_2^* = k_2^{-1} \left[ (1+c)P_3^{\max} + \sum_{i=1}^{k_2} \sigma_i \right]$ ,

<sup>5</sup>Without loss of generality, we assume  $P_2^{\max} > P_3^{\max}$ .  $\sigma_f$  is only distinguished by the number of sub-channels in perfectly symmetric channel, the sub-channels can be re-numbered according to the strength of received PU interference plus noise. Thus, it is also assumed that  $\sigma_1 \leq \sigma_2 \leq \dots \leq \sigma_N$ . Sub-carriers should be re-numbered at the beginning, and we need to recover the number of sub-carriers in the final.

where  $k_2$  can be found from  $\varphi_{k_2}^2 < P_3^{\max} \leq \varphi_{k_2+1}^2$  with

$$\varphi_k^2 = \begin{cases} \frac{1}{1+c} \sum_{i=1}^k (\sigma_k - \sigma_i), & 1 \leq k \leq N; \\ \infty, & k = N + 1. \end{cases} \quad (6)$$

$t_1^* = \frac{P_2^{\max} + \sum_{i=k_2+1}^{k_1} \sigma_i + \frac{1}{1+c} \sum_{i=1}^{k_2} (ct_2^* + \sigma_i)}{k_1}$ , where  $k_1 = k_2$  when  $P_2^{\max} \leq \varphi_{k_2+1}^1$ ; Otherwise,  $k_1$  is the solution of  $\varphi_{k_1}^1 < P_2^{\max} \leq \varphi_{k_1+1}^1$  and  $\varphi_k^1$  is defined as

$$\varphi_k^1 = \begin{cases} \sum_{i=k_2+1}^k (\sigma_k - \sigma_i) + \frac{1}{1+c} \sum_{i=1}^{k_2} ((1+c)\sigma_k - \sigma_i - ct_2^*), & k \in [k_2 + 1, N]; \\ \infty, & k = N + 1. \end{cases} \quad (7)$$

*Proof:* Let  $|\Omega|$  be the cardinality of the set  $\Omega$ . Since  $u_i(\mathbf{P}_i, \mathbf{P}_{-i})$  is concave on  $\mathbf{P}_i$ , using the KKT conditions [32],  $(\mathbf{P}_2, \dots, \mathbf{P}_{|\Omega|+1})$  is the NE if and only if there are non-negative  $\{\mu_i\}$  satisfying

$$\frac{\partial u_i(\mathbf{P}_i, \mathbf{P}_{-i})}{\partial P_i^f} = \left[ P_i^f + \frac{N_i^f + P_1^f |h_{1i}^f|^2}{|h_{ii}^f|^2} + \frac{\sum_{j \neq i \in \Omega} P_j^f |h_{ji}^f|^2}{|h_{ii}^f|^2} \right]^{-1} \quad (8)$$

$$= \left[ P_i^f + \sigma^f + c \sum_{j \neq i \in \Omega} P_j^f \right]^{-1} \begin{cases} = \mu_i, & P_i^f > 0; \\ \leq \mu_i, & P_i^f = 0. \end{cases} \quad (9)$$

Consequently, let  $\tau_r^k = \frac{1}{1-c} \left( \frac{1+(|\Omega|-1-r+k)c}{\lambda_k} - c \sum_{j=1}^{|\Omega|-r+k} \frac{1}{\lambda_j} \right)$  with  $\lambda_1 \leq \dots \leq \lambda_{|\Omega|}$ , each NE is of the form as

$$P_{k+1}^f = \begin{cases} \frac{1}{1+(|\Omega|-1)c} (\tau_k^k - \sigma_f), & \sigma_f < \tau_{|\Omega|}^k; \\ \frac{1}{1+(|\Omega|-1-r+k)c} (\tau_r^k - \sigma_f), & \tau_{|\Omega|}^{|\Omega|+k+1-r} \leq \sigma_f < \tau_{|\Omega|}^{|\Omega|+k-r}, r \in [k+1, |\Omega|]; \\ 0, & \tau_{|\Omega|}^k \leq \sigma_f. \end{cases} \quad (10)$$

For user  $(|\Omega| + 1)$ , we have

$$\begin{aligned} \sum_{f=1}^N P_{|\Omega|+1}^f &= \sum_{\sigma_f < \tau_{|\Omega|}^{|\Omega|}} P_{|\Omega|+1}^f \\ &= \frac{1}{1 + (|\Omega| - 1)c} \sum_{\sigma_f < \tau_{|\Omega|}^{|\Omega|}} \left( \tau_{|\Omega|}^{|\Omega|} - \sigma_f \right) \leq P_{|\Omega|+1}^{\max}. \end{aligned} \quad (11)$$

When the equality holds, we have  $\tau_{|\Omega|}^{|\Omega|*} = \frac{(1+(|\Omega|-1)c)P_{|\Omega|+1}^{\max} + \sum_{f=1}^{k_{|\Omega|}} \sigma_f}{k_{|\Omega|}}$ , where  $k_{|\Omega|}$  is given by  $\phi_{k_{|\Omega|}}^{|\Omega|} < P_{|\Omega|+1}^{\max} \leq \phi_{k_{|\Omega|+1}}^{|\Omega|}$  and  $\phi_k^{|\Omega|} = \frac{1}{1+(|\Omega|-1)c} \sum_{f=1}^k (\sigma_k - \sigma_f)$ . Consequently, the equilibrium power allocation for user  $(|\Omega| + 1)$  is given by

$$P_{|\Omega|+1}^{f*} = \begin{cases} \frac{\tau_{|\Omega|}^{|\Omega|*} - \sigma_f}{1+(|\Omega|-1)c}, & f \in [1, k_{|\Omega|}]; \\ 0, & f \in [k_{|\Omega|} + 1, N]. \end{cases} \quad (12)$$

$\tau_{|\Omega|-1}^{|\Omega|-1} = \frac{1+(|\Omega|-1)c}{1+(|\Omega|-2)c} \tau_{|\Omega|}^{|\Omega|-1} - \frac{c}{1+(|\Omega|-2)c} \tau_{|\Omega|}^{|\Omega|}$ , then regarding user  $|\Omega|$ ,

$$\begin{aligned} \sum_{f=1}^N P_{|\Omega|}^f &= \frac{1}{1 + (|\Omega| - 1)c} \sum_{\sigma_f < \tau_{|\Omega|}^{|\Omega|}} \left( \tau_{|\Omega|}^{|\Omega|} - \sigma_f \right) \\ &+ \frac{1}{1 + (|\Omega| - 2)c} \sum_{\tau_{|\Omega|}^{|\Omega|} \leq \sigma_f < \tau_{|\Omega|}^{|\Omega|-1}} \left( \tau_{|\Omega|}^{|\Omega|-1} - \sigma_f \right) \leq P_{|\Omega|}^{\max}. \end{aligned} \quad (13)$$

Utilizing the equality, we get  $\tau_{|\Omega|}^{(|\Omega|-1)*} = \left( P_{|\Omega|}^{\max} + \frac{\sum_{f=k_{|\Omega|}-1}^{k_{|\Omega|}-1} \sigma_f}{1+(|\Omega|-2)c} + \frac{\sum_{f=1}^{k_{|\Omega|}} \left( \frac{c\tau_{|\Omega|}^{|\Omega|*}}{1+(|\Omega|-2)c} + \sigma_f \right)}{1+(|\Omega|-1)c} \right) \left( \frac{1+(|\Omega|-2)c}{k_{|\Omega|-1}} \right)$ , where  $k_{|\Omega|-1}$  is derived by

$$\begin{cases} k_{|\Omega|-1} = k_{|\Omega|}, & P_{|\Omega|}^{\max} \leq \phi_{k_{|\Omega|+1}}^{|\Omega|-1}; \\ \phi_{k_{|\Omega|-1}}^{|\Omega|-1} < P_{|\Omega|}^{\max} \leq \phi_{k_{|\Omega|-1}+1}^{|\Omega|-1}, & \text{otherwise.} \end{cases} \quad (14)$$

with

$$\begin{aligned} \phi_k^{|\Omega|-1} &= \sum_{f=k_{|\Omega|}+1}^k \frac{\sigma_k - \sigma_f}{1 + (|\Omega| - 2)c} + \sum_{f=1}^{k_{|\Omega|}} \frac{1}{1 + (|\Omega| - 2)c} \\ &\times \left( \frac{1 + (|\Omega| - 1)c}{1 + (|\Omega| - 2)c} \sigma_k - \sigma_f + \frac{c}{1 + (|\Omega| - 2)c} \tau_{|\Omega|}^{|\Omega|*} \right). \end{aligned} \quad (15)$$

Then

$$P_{|\Omega|}^{f*} = \begin{cases} \frac{\tau_{|\Omega|}^{(|\Omega|-1)*}}{1+(|\Omega|-2)c} - \frac{c\tau_{|\Omega|}^{|\Omega|*}}{1+(|\Omega|-2)c + \sigma_f}, & f \in [1, k_{|\Omega|}]; \\ \frac{\tau_{|\Omega|}^{(|\Omega|-1)*} - \sigma_f}{1+(|\Omega|-2)c}, & f \in [k_{|\Omega|} + 1, k_{|\Omega|-1}]; \\ 0, & f \in [k_{|\Omega|-1} + 1, N]. \end{cases} \quad (16)$$

As  $|\Omega| = 2$ , we arrive at the proposition, which completes the proof.  $\blacksquare$

*Remark: The above proposition is for the 2-SU scenario, however, following the proof of this proposition, the closed-form solutions for the multi-SU scenario can be obtained similarly. Using Proposition 4, the power for SUs in the perfectly symmetric channel can be allocated analytically with simple computation. Moreover, if we suppose that  $\{P_i^{\max}\}_{i \in \Omega}$  is known at user  $i$  ( $i \in \Omega$ ), user  $i$  ( $i \in \Omega$ ) only needs to obtain  $c$  (i.e.  $h_{j,i}^f$  and  $h_{i,i}^f$ ) and measure the received interference from PU,  $P_1^f |h_{1i}|^2$ . Thus Proposition 4 can be distributively applied.*

Equations (4) and (5) as well as Algorithm 1 can be used to obtain the NE of  $\mathcal{G}$  in the 2-SU scenario. When the perfectly symmetric channel conditions hold, the analytical solutions are given in (4) and (5); Otherwise, Algorithm 1 can find the solution for the general case.

#### IV. POWER ALLOCATION ALGORITHM

In this section, we consider the hierarchic power allocation for the PU and SUs. If the PU can acquire the additional information about the SUs to anticipate SUs' reactions to its action, we propose an analytical power allocation algorithm. Otherwise, the iterative power allocation algorithms are developed.

##### A. Analytical power allocation algorithm

The definition of the SE is given by

**Definition 2.**  $(\mathbf{P}_1^*, \hat{\mathbf{P}}_i^*, \hat{\mathbf{P}}_{-i}^*)$  is a SE for the proposed Stackelberg game when it satisfies

$$1) u_i(\mathbf{P}_1^*, \hat{\mathbf{P}}_i^*, \hat{\mathbf{P}}_{-i}^*) \geq u_i(\mathbf{P}_1^*, \mathbf{P}_i, \hat{\mathbf{P}}_{-i}^*), \forall i \in \Omega, \mathbf{P}_i \in \mathcal{S}_i.$$

$$2) u_1 \left( \mathbf{P}_1^*, \hat{\mathbf{P}}_i^*, \hat{\mathbf{P}}_{-i}^* \right) \geq u_1 \left( \mathbf{P}_1, \mathbf{P}_i^*, \mathbf{P}_{-i}^* \right) \text{ for any feasible } \mathbf{P}_1.$$

*Remark:* In the definition, inequality 1) implies that  $(\hat{\mathbf{P}}_i^*, \hat{\mathbf{P}}_{-i}^*)$  is the NE of  $\mathcal{G}$  given  $\mathbf{P}_1^*$ . As  $(\mathbf{P}_i^*, \mathbf{P}_{-i}^*)$  denotes the NE of  $\mathcal{G}$  given  $\mathbf{P}_1$ , we have an equivalent definition:  $(\mathbf{P}_1^*, Ne(\mathbf{P}_1^*))$  is a SE if  $u_1(\mathbf{P}_1^*, Ne(\mathbf{P}_1^*)) \geq u_1(\mathbf{P}_1, Ne(\mathbf{P}_1))$  for any feasible  $\mathbf{P}_1$ , where  $Ne(x)$  denotes the NE of  $\mathcal{G}$  given  $\mathbf{P}_1 = x$ .

The following lemma gives the solution of the SE for the proposed Stackelberg game.

**Lemma 1.** The SE of the proposed Stackelberg game can be obtained as follows: 1) Solving (1) to obtain  $\mathbf{P}_1^*$ . 2) Let  $\mathbf{P}_1 = \mathbf{P}_1^*$ , solving the NE of  $\mathcal{G}$ ,  $(\hat{\mathbf{P}}_i^*, \hat{\mathbf{P}}_{-i}^*)$ . Then,  $(\mathbf{P}_1^*, \hat{\mathbf{P}}_i^*, \hat{\mathbf{P}}_{-i}^*)$  is a SE.

*Proof:*  $(\hat{\mathbf{P}}_i^*, \hat{\mathbf{P}}_{-i}^*)$  is the NE solutions of  $\mathcal{G}$  given  $\mathbf{P}_1^*$ , so we have

$$u_i \left( \mathbf{P}_1^*, \hat{\mathbf{P}}_i^*, \hat{\mathbf{P}}_{-i}^* \right) \geq u_i \left( \mathbf{P}_1^*, \mathbf{P}_i, \hat{\mathbf{P}}_{-i}^* \right), \forall i \in \Omega, \mathbf{P}_i \in \mathcal{S}_i. \quad (17)$$

Furthermore, since  $\mathbf{P}_1^*$  is the optimal solution of (1), then

$$u_1 \left( \mathbf{P}_1^*, \hat{\mathbf{P}}_i^*, \hat{\mathbf{P}}_{-i}^* \right) = u_1 \left( \mathbf{P}_1^*, Ne(\mathbf{P}_1^*) \right) \geq u_1 \left( \mathbf{P}_1, Ne(\mathbf{P}_1) \right) = u_1 \left( \mathbf{P}_1, \mathbf{P}_i^*, \mathbf{P}_{-i}^* \right) \quad (18)$$

for any feasible  $\mathbf{P}_1$ . Combing (17) and (18), we claim that  $(\mathbf{P}_1^*, \hat{\mathbf{P}}_i^*, \hat{\mathbf{P}}_{-i}^*)$  is a SE, which completes the proof. ■

Based on Lemma 1, we get the analytical power allocation method. First, the PU obtains the optimal power allocation,  $\mathbf{P}_1^*$ , by solving (1). Then, SUs allocate the power according to the NE of  $\mathcal{G}$ ,  $(\hat{\mathbf{P}}_i^*, \hat{\mathbf{P}}_{-i}^*)$ , given  $\mathbf{P}_1 = \mathbf{P}_1^*$ . For the 2-SU scenario with perfectly symmetric channels, substituting (4) and (5) into (1), the PU problem becomes a conventional non-convex optimization problem. By solving the problem<sup>6</sup>, we obtain the optimal power allocation strategy of PU,  $\mathbf{P}_1^*$ . Replacing  $\mathbf{P}_1$  by  $\mathbf{P}_1^*$  in (4) and (5), we get the NE of  $\mathcal{G}$  given the optimal power allocation of

<sup>6</sup>The PU should know  $c, h_{1i}^f, h_{ii}^f, h_{i1}^f, P_i^{\max}$  ( $i \in \Omega, f = 1, \dots, N$ ) and its own channel state  $h_{11}^f$  to solve the problem numerically.

PU, denoted by  $(\hat{\mathbf{P}}_2^*, \hat{\mathbf{P}}_3^*)$ . Then, SUs allocate the power according to  $\hat{\mathbf{P}}_2^*$  and  $\hat{\mathbf{P}}_3^*$ , respectively. Observe that  $(\mathbf{P}_1^*, \hat{\mathbf{P}}_2^*, \hat{\mathbf{P}}_3^*)$  is the SE of the Stackelberg game according to Lemma 1.

### B. Iterative power allocation algorithm

If the private information of the SUs is unknown to the PU, the PU cannot set an optimal power level by solving the non-convex optimization problem even under the perfectly channel conditions in Proposition 4. Alternatively, the iterative algorithms are needed to identify the power level.

The outcomes of the iterative algorithms are not the SE solution. To play SE, the PU must have the ability to anticipate the SUs' reactions to its action. However, it is impossible to exactly anticipate the SUs' reactions to the PU's action when the PU cannot obtain the private information about the SUs. The PU should know the SUs' private information such as the strategy set (please refer to footnote 6 to find the exact information needed) to anticipate the SUs' reactions to its action. Although SE can be viewed as a special case of conjectural equilibrium (CE) [14], CE assumes that the foresighted user knows its stationary interference and the first derivatives with respect to the allocated power (ISR constraint is not considered in [14]). Hence, no algorithms can derive the SE solution in the case that the PU cannot obtain the private information about the SUs, especially when the ISR constraint is considered.

The PU sets an initial power level in Step 1. In each iteration, based on PU's power allocation in the former iteration, SUs allocate their power levels  $\{\mathbf{P}_i(n) = (P_i^1(n), \dots, P_i^N(n))\}_{i \in \mathbb{S}}$  according to the NE of the SUs' sub-game by using Proposition 4 or Algorithm 1. Given the novel power levels of the SUs, the PU updates its power by maximizing its utility under total power and interference constraints<sup>7</sup>, i.e.,  $P_1^f(n+1)$  is the solution of the following convex optimization

<sup>7</sup>Please refer to (1). To some extent, the ISR constraint is imposed on PU network in the iterative algorithm. In [28], the interference constraint has been imposed on PU to decrease the complexity of the power allocation algorithms. Here we impose ISR constraint on PU network for the similar reason.

problem,

$$\begin{aligned} \max_{\mathbf{P}_1} u_1 &= \sum_{f=1}^N \log \left( 1 + \frac{P_1^f |h_{1,1}^f|^2}{I^f(n) + N_1^f} \right) \\ \text{s.t. } \sum_{f=1}^N P_1^f &\leq P_1^{\max}, P_1^f \geq 0, \frac{I^f(n)}{P_1^f |h_{1,1}^f|^2} \leq \rho, \end{aligned} \quad (19)$$

where  $I^f(n) = \sum_{i \in \mathbb{S}} P_i^f(n) |h_{i,1}^f|^2$  is the received interference at the PU. The ISR constraint  $\frac{I^f(n)}{P_1^f |h_{1,1}^f|^2} \leq \rho$  in (19) is equivalent to a minimal power constraint  $\frac{I^f(n)}{\rho |h_{1,1}^f|^2} \leq P_1^f$ . Consequently, it can be solved by a 2-step algorithm. The minimal power to meet the ISR constraint is first allocated to each sub-channel, i.e., we allocate  $\frac{I^f(n)}{\rho |h_{1,1}^f|^2}$  for sub-channel  $f$ ; Then, subtracting the allocated power from  $P_1^{\max}$  and allocating the remaining power to the sub-channels by using water-filling method. The iteration continues until convergence. We observe that the PU only needs to know its own channel information,  $h_{1,1}^f$ , and the received interference,  $I^f(n)$ . The specific distributed power allocation algorithm is described in Algorithm 2.

*Remark: When the private information of the SUs (followers) cannot be acquired by the PU (leader), the PU has no information at the beginning and it cannot anticipate the interference from the SUs with respect to its own power allocation, the only thing it can do is to randomly set an initial feasible power allocation. Then according to the PU's power allocation, the SUs play their sub-game to obtain the power allocations. Next, define the  $n$ -th ( $n = 1, 2, \dots$ ) round as "the PU allocates its power  $\mathbf{P}_1(n)$ , and the SUs allocate the power  $\{\mathbf{P}_i(n) | i \in \Omega\}$  subsequently". In the  $n$ -th round, the PU can only know the interference of the SUs with respect to the PU's former power allocation (power allocation in the former round), i.e.,  $I^f(n-1)$  (history information of the interference and can be obtained by measuring the total interference it received), it cannot exactly anticipate the interference of the SUs with respect to the PU's allocation in the same round, i.e.,  $I^f(n)$  (future information of the interference), so it can only allocate the power by utilizing the history information  $I^f(n-1)$ . Then, based on the PU's power allocation, the SUs play their sub-game to obtain the power allocations in the same round. In addition, the ISR*



constraint should be considered in the power allocation.

Due to the condition that the PU cannot obtain the private information about the SUs, the PU cannot exactly anticipate the future information of the interference<sup>8</sup> and it can only utilize the history information of the interference. In conclusion, the unavailability of the private information and the ISR constraint lead to Algorithm 2. There are many methods to utilize the history information, we choose the simplest one in our algorithm.

Regarding the convergence of Algorithm 2, we have the following lemma.

**Lemma 2.** When  $P_i^{\max}$ ,  $h_{ij}$ , and  $N_i$  ( $i, j \in \mathbb{S} \cup \mathbb{P}$ ) are fixed, there exists a constant  $\xi > 0$ , and when  $\eta < \xi$ , Algorithm 2 converges.

*Proof:* Denote

$$\chi(\mathbf{P}_1(n)) = \left[ \frac{I^f(n)}{\rho|h_{1,1}^f|^2} + \left( \lambda - \frac{I^f(n) + N_1^f}{|h_{11}|^2} \right)^+ \right]_{f=1}^N,$$

where  $\left[ x_i \right]_{i=1}^n = (x_1, \dots, x_n)$ . Then

$$\mathbf{P}_1(n+1) = (1-\eta)\mathbf{P}_1(n) + \eta\chi(\mathbf{P}_1(n)) := F(\mathbf{P}_1(n)). \quad (20)$$

First,  $\forall \mathbf{P}_1^{(1)} \neq \mathbf{P}_1^{(2)}$  in PU's feasible power set, as  $\sum_{f=1}^N P_i^f \leq P_i^{\max}$  for  $i \in \mathbb{P} \cup \mathbb{S}$ ,  $\exists \beta > 0$  satisfies

$$\left( \mathbf{P}_1^{(1)} - \mathbf{P}_1^{(2)} \right) \left[ \chi(\mathbf{P}_1^{(1)}) - \chi(\mathbf{P}_1^{(2)}) \right]^T \geq -\beta \|\mathbf{P}_1^{(1)} - \mathbf{P}_1^{(2)}\|_2^2. \quad (21)$$

<sup>8</sup>Based on the history information of the interference, the PU may predict the future information of the interference by using prediction methods, but it is not exact prediction.

Next, from (20), we get

$$\begin{aligned} & \left(\mathbf{P}_1^{(1)} - \mathbf{P}_1^{(2)}\right) \left[F\left(\mathbf{P}_1^{(1)}\right) - F\left(\mathbf{P}_1^{(2)}\right)\right]^T = (1 - \eta) \left(\mathbf{P}_1^{(1)} - \mathbf{P}_1^{(2)}\right) \left(\mathbf{P}_1^{(1)} - \mathbf{P}_1^{(2)}\right)^T \\ & + \eta \left(\mathbf{P}_1^{(1)} - \mathbf{P}_1^{(2)}\right) \left[\chi\left(\mathbf{P}_1^{(1)}\right) - \chi\left(\mathbf{P}_1^{(2)}\right)\right]^T \stackrel{(a)}{\geq} [1 - (1 + \beta)\eta] \|\mathbf{P}_1^{(1)} - \mathbf{P}_1^{(2)}\|_2^2, \end{aligned} \quad (22)$$

where (a) holds since (21). On the other hand,  $\exists \theta > 0$ ,  $\|\chi(\mathbf{P}_1^{(1)}) - \chi(\mathbf{P}_1^{(2)})\|_2 \leq \theta \|\mathbf{P}_1^{(1)} - \mathbf{P}_1^{(2)}\|_2$ .

Consequently, we derive

$$\begin{aligned} & \left(\mathbf{P}_1^{(1)} - \mathbf{P}_1^{(2)}\right) \left[F\left(\mathbf{P}_1^{(1)}\right) - F\left(\mathbf{P}_1^{(2)}\right)\right]^T \\ & \geq (1 - (1 + \beta)\eta)\theta^{-2} \|\chi(\mathbf{P}_1^{(1)}) - \chi(\mathbf{P}_1^{(2)})\|_2^2. \end{aligned} \quad (23)$$

When  $\eta < (1 + \beta)^{-1}$ ,  $F(\cdot)$  is co-coercive with constant  $[1 - (1 + \beta)\eta]\theta^{-2}$ . Then, applying Th. 12.1.8 in [30], if  $\eta < 2[1 - (1 + \beta)\eta]\theta^{-2}$ , i.e.,  $\eta < 2[2(1 + \beta) - \theta^2]^{-1}$ , the iterative algorithm converges. In conclusion if  $\eta < \min\{(1 + \beta)^{-1}, 2[2(1 + \beta) - \theta^2]^{-1}\} = (1 + \beta)^{-1} := \xi$ , the iterative algorithm converges, which completes the proof.  $\blacksquare$

*Remark: The upper bound of convergent step-size for Algorithm 2 is fixed. If the algorithm does not converge with a certain step-size, we can choose smaller step-size to make the algorithm converge. Lemma 2 guarantees the existence of such convergent step-size.*

In [14], conjecture-based rate maximization (CRM) algorithms are developed even if the foresighted user has no a priori knowledge of its competitors' private information. The CRM algorithm can achieve better performance than NE<sup>9</sup>. However, there are shortcomings of CRM algorithm: 1) It is not guaranteed to converge to a CE. 2) It cannot be utilized for the scenarios in which multiple foresighted users coexist. 3) The number of frequency bins should be sufficiently large. In contrast, there are no constraints on the number of frequency bins in our proposed algorithm, and it has guaranteed convergence performance. Moreover, our proposed algorithm can be extended to the multi-leader case (see Section VI). Finally, no ISR constraints are

<sup>9</sup>Observe that the CRM algorithm cannot derive the SE.

considered in [14]<sup>10</sup>. As explained in the paper, the ISR constraint will greatly couple the power allocations of the PU (leader) with the power allocations of the SUs (followers). That is to say, the CRM algorithm cannot be applied under our system model, where the ISR constraint should be considered. In a word, we deal with a more complicated problem in this paper.

In Algorithm 2, the PU waits for the convergence of the power profiles of the SUs (Step 2), it then updates its power. It will be time-consuming especially when the number of SUs is large. For the purpose of further improving time efficiency, we propose the asynchronous algorithm in Algorithm 3.

*Remark: The PU asynchronously updates its power allocation in Algorithm 3. It does not need to wait for the convergence of SUs' power allocation. Consequently, it is more time-efficient.*

## V. NUMERICAL RESULTS

In this section, we perform simulations to verify our analysis. The convergence of the iterative algorithm as well as the rate performance for analytical and iterative algorithms are given numerically in this section. In the simulation, the channel coefficients are modeled as independently circular symmetric Gaussian distributed random variables for the convenience of illustration. We also assume that the channels do not change during one implementation of the algorithm and “average”(e.g., average power, average rate) is taken over  $10^4$  channel realizations.

First, we compare the analytical solutions (4) and (5) with Algorithm 1 in the perfectly symmetric channel case. In the simulations, we set  $N = 3$ ,  $P_1 = [7 \ 1 \ 3]$ ,  $P_2^{\max} = 5$ ,  $P_3^{\max} = 1$ ,  $N_2 = N_3 = [0.5 \ 0.5 \ 0.5]$ ,  $h_{22} = h_{33} \sim \mathcal{CN}(0, [1 \ 1 \ 1])$ ,  $h_{12} = h_{13} \sim \mathcal{CN}(0, [\sqrt{0.2} \ \sqrt{0.3} \ \sqrt{0.4}])$ , and  $h_{23} = h_{32} = 0.5 \times h_{22}$  (i.e.,  $c = 0.25$ ). Using (4) and (5)<sup>11</sup>, we obtain the average NE power  $\mathbf{P}_2^* = [1.4242 \ 2.0709 \ 1.5049]$ ,  $\mathbf{P}_3^* = [0.2676 \ 0.4432 \ 0.2892]$ . Fig. 1 shows the results

<sup>10</sup>The system model considered in [14] is the interference channel.

<sup>11</sup>Sub-carriers should be re-numbered before using (4) and (5), and we need to recover the number of sub-carriers in the final.

of Algorithm 1. Observe that Algorithm 1 converges to the same results as analytical solutions since the 5-th iteration.

Next, we evaluate the convergence performance of the iterative hierarchic power allocation algorithms. The inner iteration for Algorithm 2 (iteration for Algorithm 1) is set to be 10. Iteration denotes the number of the outer iterations in Algorithm 2. In Algorithm 3, we let  $\tau_k = 3 \times k$ .

On one hand, we evaluate the convergence performance in different channel states with the same ISR constraint, the same total power constraints and the same step-size. In the simulations, we set  $N = 3$ ,  $N_1 = N_2 = N_3 = [1 \ 1 \ 1]$ ,  $\rho = 0.2$ ,  $P_1^{\max} = 15$ ,  $P_2^{\max} = 5$ ,  $P_3^{\max} = 6$ , and step-size  $\delta = \eta = 0.1$ . Fig. 2 plots the convergence performance of Algorithm 2 and Algorithm 3 with different channel parameters. The PU and SUs are uniformly located in a square area of  $10 \times 10$ . The channel gains are generated as  $h_{i,j} = d_{i,j}^{-\alpha} \tilde{h}_{i,j}$ , where  $d_{i,j}$  represents the distance between the transmitter of User  $i$  and the receiver of User  $j$ , and  $\alpha = 2$  is the path loss<sup>12</sup>. It is observed that both Algorithm 2 and Algorithm 3 converge to the same results with the channel parameters 1 and channel parameters 2, respectively. Algorithm 2 converges since about the 50-th iteration, and Algorithm 3 converges since the 100-th iteration. We should notice that there are 10 inner iterations in each iteration of Algorithm 2, then Algorithm 3 is more time-efficient. Moreover, we can see that the rate performance with the channel parameters 2 is better. This can be explained as follows: Comparing the channel parameters used in the simulations, there is stronger interference in the channel parameters 1. Then the performance with the channel parameters 2 will be better.

On the other hand, we evaluate the convergence performance in the same channel state with different step-sizes. Parameters are chosen as follows:  $N = 3$ ,  $N_1 = N_2 = N_3 = [1 \ 1 \ 1]$ ,  $\rho = 0.1$ ,  $P_1^{\max} = 25$ ,  $P_2^{\max} = 3$ ,  $P_3^{\max} = 4$ ,  $h_{12} \sim \mathcal{CN}(0, [0.4 \ 0.5 \ 0.6])$ ,  $h_{13} \sim \mathcal{CN}(0, [0.5 \ 0.5 \ 0.3])$ ,  $h_{21} \sim \mathcal{CN}(0, [0.6 \ 0.5 \ 0.6])$ ,  $h_{31} \sim \mathcal{CN}(0, [0.7 \ 0.5 \ 0.4])$ ,  $h_{23} \sim \mathcal{CN}(0, [0.5 \ 0.5 \ 0.5])$ ,  $h_{32} \sim$

<sup>12</sup> $\alpha = 2$  corresponds to free-space propagation.

$\mathcal{CN}(0, [0.5 \ 0.5 \ 0.5])$ ,  $h_{11} \sim \mathcal{CN}(0, [1 \ 1 \ 1])$ ,  $h_{22} \sim \mathcal{CN}(0, [1 \ 1 \ 1])$ ,  $h_{33} \sim \mathcal{CN}(0, [1 \ 1 \ 1])$ . Fig. 3 and Fig. 4 demonstrate the convergence performance of Algorithm 2 with different step-sizes. We can observe that the algorithm converges with step-size  $\eta = 0.1$ . However, when  $\eta = 0.9$ , the algorithm does not converge, it oscillates. It can be interpreted by using Lemma 2. The upper bound for convergent step-size for all channel realizations lies between 0.1 and 0.9, i.e.,  $0.1 < \min \xi < 0.9$ , so when  $\eta = 0.1$ , the condition in Lemma 2 can be satisfied, then the algorithm converges for all channel realizations and the average rate converges. When  $\eta = 0.9$ ,  $\eta < \xi$  does not hold, the convergence cannot be guaranteed. Fig. 5 and Fig. 6 illustrate the convergence performance of Algorithm 3 with different step-sizes. Similarly, we observe that the algorithm converges when the step-size is set to be 0.1, and it oscillates when the step-size equals to 0.9.

In the perfectly symmetric channel, both analytical and iterative power allocation for PU and SU can be applied<sup>13</sup>. Fig. 7 shows the rate performance of the analytical hierarchic power allocation and iterative power allocation for the PU and SUs with different power constraint for the PU,  $P_1^{\max}$ . We can observe that the rate performance of the PU decreases slightly in the iterative power allocation because of the unavailability of SUs' private information, but the rate performance of the SUs is almost the same as the analytical algorithm. This verifies effectiveness of the iterative power allocation.

## VI. EXTENSION TO THE MULTI-PU AND MULTI-SU SCENARIO

When considering the multi-PU scenario, there are multiple leaders in the Stackelberg game, they compete with each other to maximize their individual utility. Each PU considers not only the power allocation of other PUs, but also the rational reaction of SU network to the power allocation of the PU network. And we need to guarantee all PUs' ISR constraints. By minor adjustments, the proposed algorithms can be applied in the multi-PU and multi-SU scenario.

<sup>13</sup>Analytical method is applied when private information is available, and iterative method is used otherwise.

In Algorithm 1, SU  $i$  still measure the aggregated received interference, but the interference is generated by all PUs and other SUs in this scenario. In Algorithm 2 and Algorithm 3, the update of each PU's power can still utilize the former method. But the received interference should take other PUs' power allocation into consideration. In Algorithm 2, the convergence of PUs' power allocation should be achieved before the next iteration in multi-PU case. A renewed algorithm of Algorithm 2 for multi-PU is outlined as Algorithm 4.

Fig. 8 plots the rate performance when there are 2 PUs (user 1 and user 2) and 2 SUs (user 3 and user 4). In the simulation, the parameters are chosen as follows:  $N = 3$ ,  $\rho = 0.1$ ,  $P_1^{\max} = P_2^{\max} = 15$ ,  $P_3^{\max} = 2$ ,  $P_4^{\max} = 6$ ,  $N_1 = N_2 = N_3 = N_4 = [1 \ 1 \ 1]$ ,  $h_{12} \sim \mathcal{CN}(0, [0.5 \ 0.2 \ 0.1])$ ,  $h_{13} \sim \mathcal{CN}(0, [0.5 \ 0.5 \ 0.3])$ ,  $h_{14} \sim \mathcal{CN}(0, [0.4 \ 0.5 \ 0.6])$ ,  $h_{21} \sim \mathcal{CN}(0, [0.1 \ 0.6 \ 0.1])$ ,  $h_{23} \sim \mathcal{CN}(0, [0.5 \ 0.6 \ 0.3])$ ,  $h_{24} \sim \mathcal{CN}(0, [0.6 \ 0.6 \ 0.5])$ ,  $h_{31} \sim \mathcal{CN}(0, [0.3 \ 0.7 \ 0.2])$ ,  $h_{32} \sim \mathcal{CN}(0, [0.2 \ 0.1 \ 0.5])$ ,  $h_{34} \sim \mathcal{CN}(0, [0.6 \ 0.8 \ 0.6])$ ,  $h_{41} \sim \mathcal{CN}(0, [0.4 \ 0.3 \ 0.2])$ ,  $h_{42} \sim \mathcal{CN}(0, [0.2 \ 0.3 \ 0.3])$ ,  $h_{43} \sim \mathcal{CN}(0, [0.5 \ 0.6 \ 0.7])$ ,  $h_{44} \sim \mathcal{CN}(0, [0.5 \ 0.5 \ 0.5])$  and the step-size  $\eta_i = 0.001$  for  $i \in \mathbb{P}$ . The average rate is averaged over  $10^5$  channel realizations. From Fig. 8, we can see that the algorithm converges from the 60-th iteration.

## VII. CONCLUSION

We consider the power allocation for the PU network and SU network jointly by using the Stackelberg game to describe the hierarchy. The PU network is considered as the leader, and the SU network acts as the follower. We consider the ISR constraint to guarantee the primary service in the Stackelberg game. Based on the analysis of the Stackelberg game, the hierarchic power allocation algorithms are given. Analytical method is presented when PU can obtain the information for SU. Once PU cannot obtain the information for SU, distributed iterative methods are proposed.

## REFERENCES

- [1] J. Mitola, and G. Q. Maguire, "Cognitive radio: making software radios more personal," *IEEE Pers. Commun.*, vol. 6, no. 4, pp. 13-18, Aug. 1999.
- [2] J. W. Huang and V. Krishnamurthy, "Game theoretic issues in cognitive radio systems," *Journal of Communications*, vol. 4, no. 10, pp. 790-802, Nov. 2009.
- [3] Z. Han, D. Niyato, W. Saad, T. Basar, and A. Hjørunnes, *Game Theory in Wireless and Communication Networks: Theory, Models, and Applications*, Cambridge, U.K.: Cambridge Univ. Press, 2011.
- [4] C. -G. Yang, J. -D. Li, and Z. Tian, "Optimal power control for cognitive radio networks under coupled interference constraints: A cooperative game-theoretic perspective," *IEEE Trans. Veh. Technol.*, vol. 59, no. 4, pp. 1696-1706, May 2010.
- [5] L. Cao and H. Zheng, "Distributed spectrum allocation via local bargaining," *Proc. IEEE SECON*, Santa Clara, 2005.
- [6] J. Suris, L. A. DaSilva, Z. Han, A. B. MacKenzie, and R. S. Komali, "Asymptotic optimality for distributed spectrum sharing using bargaining solutions," *IEEE Trans. Wireless Commun.*, vol. 8, no. 10, pp. 5225-5237, Oct. 2009.
- [7] O. N. Gharehshiran, A. Attar, and V. Krishnamurthy, "Dynamic coalition formation for resource allocation in cognitive radio networks," *Proc. IEEE ICC'10*, Cape town, South Africa, May 2010.
- [8] Y.-E. Lin., K.-H. Liu. and H.-Y. Hsieh, "Design of power control protocols for spectrum sharing in cognitive radio networks: A game-theoretic perspective," *Proc. IEEE ICC'10*, Cape town, South Africa, May 2010.
- [9] P. Lin, J. Jia, Q. Zhang, and M. Hamdi, "Dynamic spectrum sharing with multiple primary and secondary users," *IEEE Trans. Veh. Technol.*, vol. 60, no. 4, pp. 1756-1765, May 2011.
- [10] M. Hong and A. Garcia, "Equilibrium pricing of interference in cognitive radio networks," *IEEE Trans. on Signal Process.*, vol. 59, no. 12, pp. 6058-6072, Dec. 2011.
- [11] R. Ilies, F. P. Morgeson, and J. D. Nahrgang, "Authentic leadership and eudaemonic well-being: Understanding leader-follower outcomes," *Leadership Quarterly*, vol. 16, no. 3, pp. 373-394, 2005.
- [12] M. Bennis, M. Le Treust, S. Lasaulce, M. Debbah, and J. Lilleberg, "Spectrum sharing games on the interference channel," *Proc. GameNets'09*, Istanbul, Turkey, May 2009.
- [13] Y. Su and M. van der Schaar, "A new perspective on multi-user power control games in interference channels," *IEEE Trans. Wireless Commun.*, vol. 8, no. 6, pp. 2910-2919, Jun. 2009.
- [14] —, "Conjectural equilibrium in multi-user power control games," *IEEE Trans. Signal Process.*, vol. 57, no. 9, pp. 3638-3650, Sept. 2009.
- [15] S. Lasaulce, Y. Hayel, R. El Azouzi, and M. Debbah, "Introducing hierarchy in energy games," *IEEE Trans. Wireless Commun.*, vol. 8, no. 7, pp. 3833-3843, Jul. 2009.
- [16] G. He, S. Lasaulce, and Y. Hayel, "Stackelberg games for energy-efficient power control in wireless networks," *Proc. IEEE INFOCOM'11*, Shanghai, China, Apr. 2011.
- [17] B. Wang, Z. Han, and K. J. R. Liu, "Distributed relay selection and power control for multiuser cooperative communication networks using stackelberg game," *IEEE Trans. on Mobile Comput.*, vol. 8, no. 7, pp. 975-990, Jul. 2009.
- [18] S. Guruacharya, D. Niyato, E. Hossain, and D.I. Kim, "Hierarchical competition in femtocell-based cellular networks," *Proc. IEEE GLOBECOM'10*, Miami, Florida, Dec. 2010.
- [19] M. Bloem, T. Alpcan, and T. Basar, "A Stackelberg game for power control and channel allocation in cognitive radio networks," *Proc. GameComm'07*, Nantes, France, Article No. 4.
- [20] A. A. Daoud, T. Alpcan, S. Agarwal, M. Alanyali, "A stackelberg game for pricing uplink power in wide-band cognitive radio networks," *Proc. IEEE CDC'08*, Cancun, Mexico, Dec. 2008.
- [21] J. Zhang and Q. Zhang, "Stackelberg game for utility-based cooperative cognitive radio networks," *Proc. ACM MobiHoc'09*, New Orleans, Louisiana, May 2009, pp. 23-31.
- [22] Y. Li, X. Wang, and M. Guizani, "Resource pricing with primary service guarantees in cognitive radio networks: a Stackelberg game approach," *Proc. IEEE GLOBECOM'09*, Honolulu, Hawaii, Dec. 2009.
- [23] D. Niyato and E. Hossain, "Competitive pricing for spectrum sharing in cognitive radio networks: dynamic game, inefficiency of Nash equilibrium, and collusion," *IEEE J. Sel. Areas Commun.*, vol. 26, no. 1, pp. 192-202, Jan. 2008.
- [24] M. Razaviyayn, Y. Morin, and Z.-Q. Luo, "A stackelberg game approach to distributed spectrum management," *Proc. IEEE ICASSP'10*, Dallas, TX, Mar. 2010.
- [25] Y. Xiao, G. Bi, and D. Niyato, "Distributed optimization for cognitive radio networks using Stackelberg game," *Proc. IEEE ICCS'10*, San Francisco, USA, Oct. 2010.
- [26] C. Yang and J. Li, "Capacity maximization in cognitive networks: A Stackelberg game-theoretic perspective," *Proc. IEEE ICC'10*, Cape Town, South Africa, May 2010.
- [27] N. Omidvar and B. H. Khalaj, "A game theoretic approach for power allocation in the downlink of cognitive radio networks," *Proc. IEEE CAMAD'11*, Kyoto, Japan, Jun. 2011.
- [28] X. Kang, Y.-C. Liang, and H. K. Garg, "Distributed power control for spectrum-sharing femtocell networks using Stackelberg game," *Proc. IEEE ICC'11*, Kyoto, Japan, Jun. 2011.
- [29] D. Fudenberg and J. Tirole, *Game Theory*. Cambridge, MA: MIT Press, 1991.
- [30] F. Facchinei and J.-S. Pang, *Finite-Dimensional Variational Inequalities and Complementarity Problem*. New York: Springer-Verlag, 2003.

---

**Algorithm 1: Iterative Distributed Algorithm  
for Obtaining NE**

---

Step 1:  $k = 0$ ,  
 initialize feasible  $\{\mathbf{P}_i(0) = (P_i^1(0), \dots, P_i^N(0))\}_{i \in \Omega}$ .  
 Step 2:  $P_i^f(k+1) = BR_i(P_1^f, P_{-i}^f(k))$   
 for every  $i \in \Omega$  and  $f = 1, \dots, N$ .  
 Step 3:  $k = k + 1$ , go to Step 2 until convergence.

---



---

**Algorithm 2: Joint Iterative Distributed Power Allocation  
Algorithm for PU and SUs (single-PU and multi-SU)**

---

Step 1:  $n = 0$ , initialize  $\mathbf{P}_1(0) = (P_1^1(0), \dots, P_1^N(0))$ .  
 Step 2: Given  $\mathbf{P}_1(n)$ , the SUs allocate the NE power according to (4) and (5) when the perfectly symmetric conditions can be satisfied in the 2-SU scenario. Otherwise, the SUs apply Algorithm 1 in the general scenario. Denote the allocated power for SUs as  $\{\mathbf{P}_i(n) = (P_i^1(n), \dots, P_i^N(n))\}_{i \in \mathcal{S}}$ .  
 Step 3: Update PU's power by using  $P_1^f(n+1) = (1 - \eta)P_1^f(n) + \eta \left[ \frac{I^f(n)}{\rho|h_{1,1}^f|^2} + \left( \lambda - \frac{I^f(n) + N_1^f}{|h_{11}|^2} \right)^+ \right]$ ,  
 where  $\lambda$  is a constant to meet  

$$\sum_{f=1}^N \left[ \frac{I^f(n)}{\rho|h_{1,1}^f|^2} + \left( \lambda - \frac{I^f(n) + N_1^f}{|h_{11}|^2} \right)^+ \right] \leq P_1^{\max}, \text{ i.e.,}$$

$$\sum_{f=1}^N \left( \lambda - \frac{I^f(n) + N_1^f}{|h_{11}^f|^2} \right)^+ \leq P_1^{\max} - \sum_{f=1}^N \frac{I^f(n)}{\rho|h_{1,1}^f|^2},$$
 and  $\eta \in (0, 1)$  is a fixed step-size.  
 Step 4:  $n = n + 1$ , go to Step 2 until convergence.

---

- [31] T. Alpcan, T. Basar, R. Srikant, and E. Altman, "CDMA uplink power control as a noncooperative game," *Wireless Networks*, vol. 8, no. 6, pp.659-670, 2002
- [32] S. Boyd and L. Vandenberghe, *Convex Optimization*. Cambridge, U.K.: Cambridge Univ. Press, 2004.
- [33] K. W. Shum, K.-K. Leung, and C. Sung, "Convergence of iterative waterfilling algorithm for Gaussian interference channels," *IEEE J. Sel. Areas Commun.*, vol. 25, no. 6, pp. 1091-1100, Aug. 2007.

<sup>14</sup>  $P_1^{\max} \geq \sum_{f=1}^N \frac{I^f(n)}{\rho|h_{1,1}^f|^2}$  is assumed in this paper.



---

**Algorithm 3: Asynchronous Joint Iterative Distributed Power Allocation Algorithm for PU and SUs (single-PU multi-SU)**

---

Step 1:  $n = 0, k = 1$ , initialize  $\mathbf{P}_1(0) = (P_1^1(0), \dots, P_1^N(0))$  and  $\{\mathbf{P}_i(0) = (P_i^1(0), \dots, P_i^N(0))\}_{i \in \mathbb{S}}$ ,  $\mathbf{P}_1(0)$  and  $\{\mathbf{P}_i(0)\}_{i \in \mathbb{S}}$  satisfy their respective total power constraints and the ISR constraint.

Step 2: Given  $\mathbf{P}_1(n)$ , the SUs update power allocation  $\{\mathbf{P}_i(n+1) = (P_i^1(n+1), \dots, P_i^N(n+1))\}_{i \in \mathbb{S}}$  according to (4) and (5) in the 2-SU scenario when the perfectly symmetric conditions can be satisfied. Otherwise

$$P_i^f(n+1) = BR_i(P_1^f(n), P_{-i}^f(n))$$

for every  $i \in \mathbb{S}$  and  $f = 1, \dots, N$ .

Step 3: Let  $\{\tau_k\}_{k=1}^{\infty}$  be a subsequence of  $\{n\}_{n=0}^{\infty}$  with  $\tau_{k+1} - \tau_k < \infty$  for finite  $k$ .

The PU updates its power asynchronously by

$$P_1^f(n+1) = \begin{cases} (1 - \delta)P_1^f(n) + \delta \left[ \frac{I^f(n+1)}{\rho|h_{1,1}^f|^2} + \left( \lambda - \frac{I^f(n+1) + N_1^f}{|h_{11}|^2} \right)^+ \right], \\ n = \tau_k; \\ P_1^f(n), \text{ otherwise.} \end{cases}$$

$f = 1, 2, \dots, N$ , where  $\delta \in (0, 1)$  is the fixed step size.

If  $n = \tau_k, k = k + 1$ .

Step 4:  $n = n + 1$ , go to Step 2 until convergence or  $n = N_{max}$ .

---

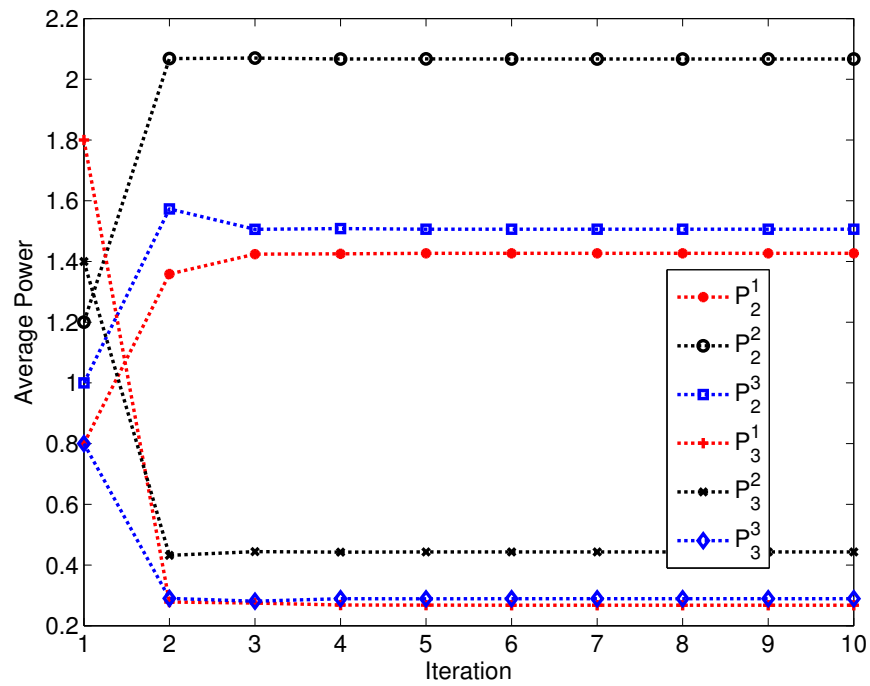


Fig. 1. Power allocation of the SUs by using Algorithm 1 in the perfectly symmetric channel case, there are 3 sub-carriers and PU's power is  $P_1 = [7 \ 1 \ 3]$ .

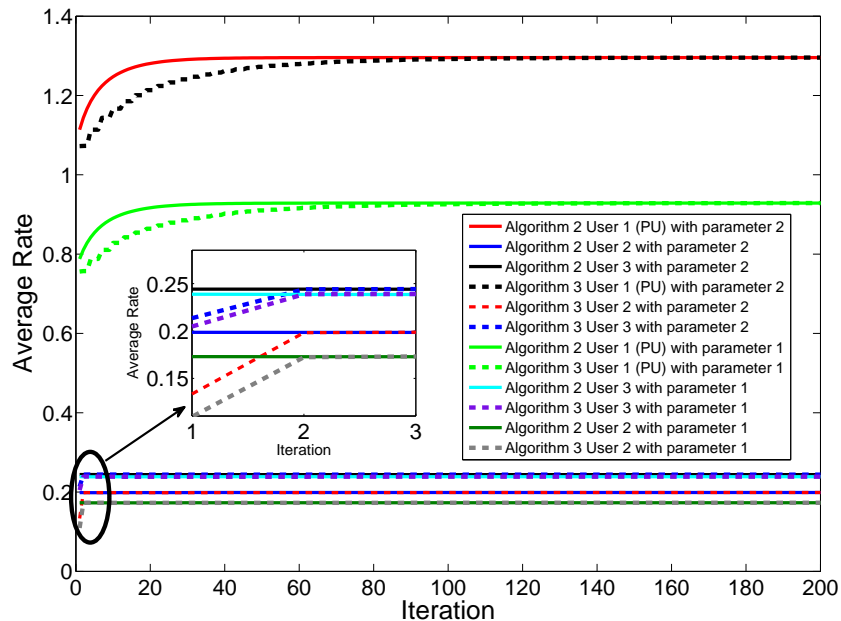


Fig. 2. Convergence performance of Algorithm 2 and Algorithm 3 with convergence performance of Algorithm 2 and Algorithm 3 with different channel parameters. Channel parameters 1:  $\tilde{h}_{12} \sim \mathcal{CN}(0, [0.7 \ 0.5 \ 0.6])$ ,  $\tilde{h}_{13} \sim \mathcal{CN}(0, [0.5 \ 0.5 \ 0.7])$ ,  $\tilde{h}_{21} \sim \mathcal{CN}(0, [0.4 \ 0.5 \ 0.6])$ ,  $\tilde{h}_{31} \sim \mathcal{CN}(0, [0.5 \ 0.5 \ 0.4])$ ,  $\tilde{h}_{23} \sim \mathcal{CN}(0, [0.5 \ 0.5 \ 0.5])$ ,  $\tilde{h}_{32} \sim \mathcal{CN}(0, [0.5 \ 0.5 \ 0.5])$ ,  $\tilde{h}_{11} \sim \mathcal{CN}(0, [1 \ 1 \ 1])$ ,  $\tilde{h}_{22} \sim \mathcal{CN}(0, [1 \ 1 \ 1])$ ,  $\tilde{h}_{33} \sim \mathcal{CN}(0, [1 \ 1 \ 1])$ . Channel parameters 2:  $\tilde{h}_{12} \sim \mathcal{CN}(0, [0.4 \ 0.5 \ 0.6])$ ,  $\tilde{h}_{13} \sim \mathcal{CN}(0, [0.5 \ 0.5 \ 0.3])$ ,  $\tilde{h}_{21} \sim \mathcal{CN}(0, [0.6 \ 0.5 \ 0.6])$ ,  $\tilde{h}_{31} \sim \mathcal{CN}(0, [0.7 \ 0.5 \ 0.4])$ ,  $\tilde{h}_{23} \sim \mathcal{CN}(0, [0.5 \ 0.3 \ 0.9])$ ,  $\tilde{h}_{32} \sim \mathcal{CN}(0, [0.4 \ 0.5 \ 0.6])$ ,  $\tilde{h}_{11} \sim \mathcal{CN}(0, [2 \ 2 \ 2])$ ,  $\tilde{h}_{22} \sim \mathcal{CN}(0, [1 \ 1 \ 1])$ ,  $\tilde{h}_{33} \sim \mathcal{CN}(0, [1 \ 1 \ 1])$ .

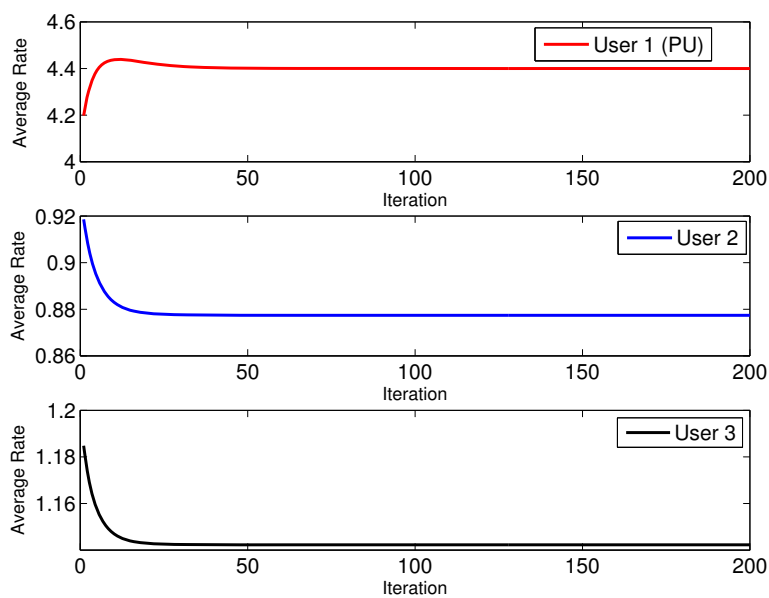


Fig. 3. Convergence performance of Algorithm 2 with step-size  $\eta = 0.1$

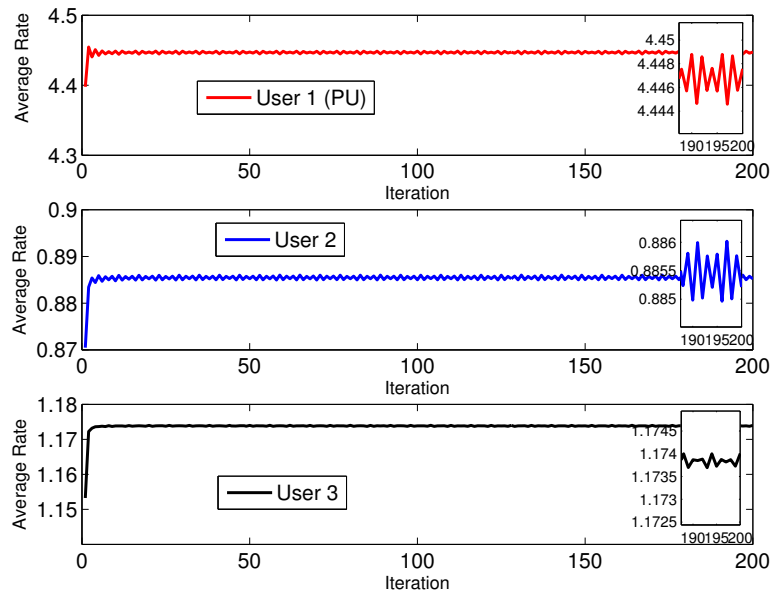


Fig. 4. Convergence performance of Algorithm 2 with step-size  $\eta = 0.9$

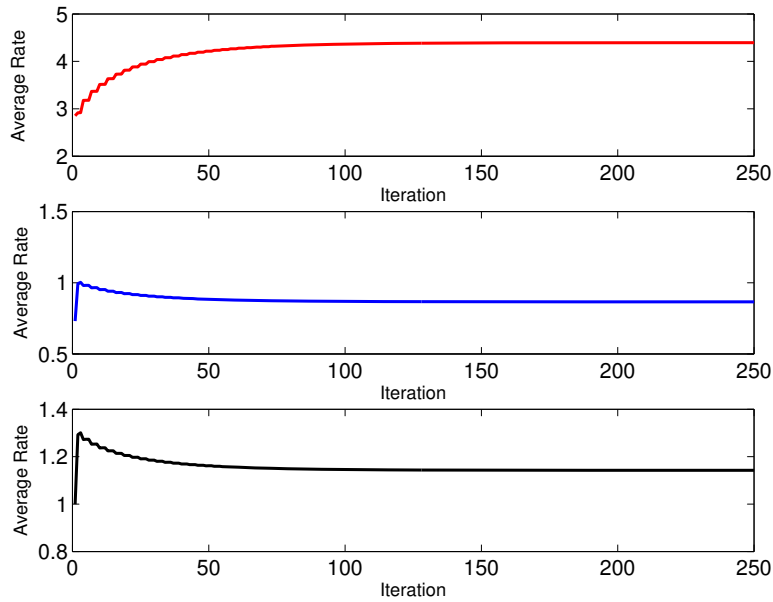


Fig. 5. Convergence performance of Algorithm 3 with step-size  $\delta = 0.1$

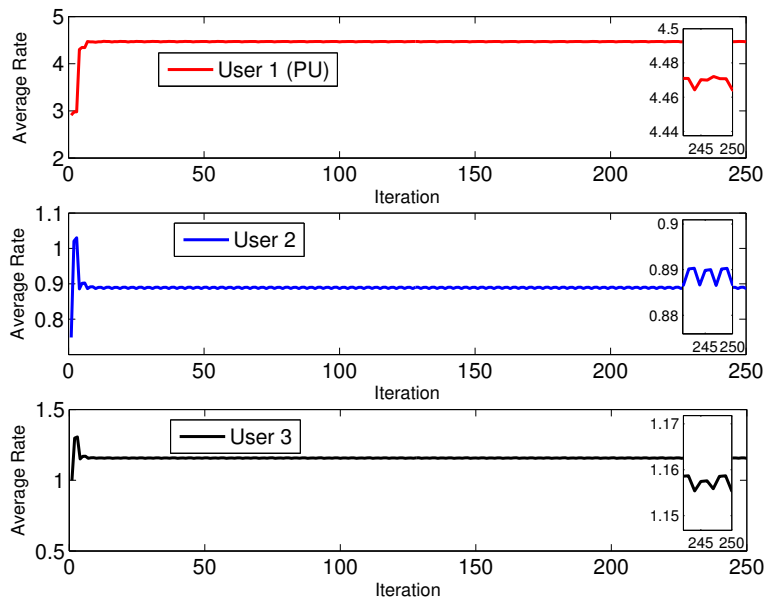


Fig. 6. Convergence performance of Algorithm 3 with step-size  $\delta = 0.9$

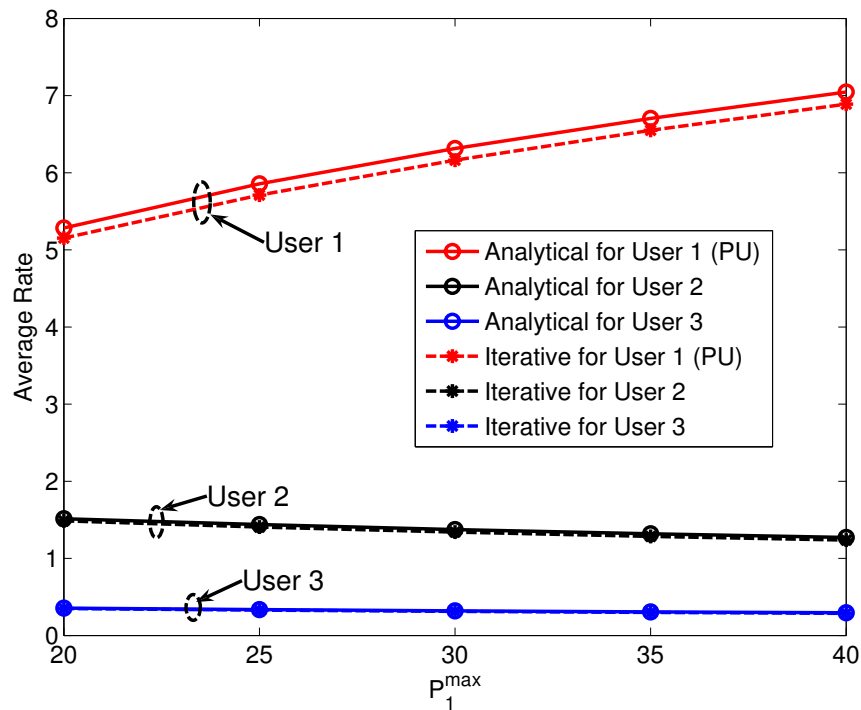


Fig. 7. The rate performance of the analytical power allocation and iterative power allocation in the perfectly symmetric channel with different  $P_1^{\max}$ . The other parameters are:  $N = 3$ ,  $N_1 = N_2 = N_3 = [0.5 \ 0.5 \ 0.5]$ ,  $\rho = 0.1$ ,  $P_2^{\max} = 5$ ,  $P_3^{\max} = 1$ ,  $h_{11} \sim \mathcal{CN}(0, [1 \ 1 \ 1])$ ,  $h_{22} = h_{33} \sim \mathcal{CN}(0, [1 \ 1 \ 1])$ ,  $h_{12} = h_{13} \sim \mathcal{CN}(0, [\sqrt{0.2} \ \sqrt{0.3} \ \sqrt{0.4}])$ ,  $h_{21} \sim \mathcal{CN}(0, [0.3 \ 0.6 \ 0.5])$ ,  $h_{31} \sim \mathcal{CN}(0, [0.4 \ 0.5 \ 0.4])$ ,  $h_{23} = h_{32} = 0.5 \times h_{22}$  (i.e.,  $c = 0.25$ ).

---

**Algorithm 4: Joint Iterative Distributed Power Allocation  
Algorithm for PUs and SUs (multi-PU and multi-SU)**

---

Step 1:

$n = 0$ , initialize  $\mathbf{P}_i(0) = (P_1^1(0), \dots, P_1^N(0))$ ,  $i \in \mathbb{P}$ .

Step 2:

Given  $\{\mathbf{P}_i(n)\}_{i \in \mathbb{P}}$ , the SUs allocate the NE power according to (4) and (5) when the perfectly symmetric conditions can be satisfied in the 2-SU scenario. Otherwise, the SUs apply Algorithm 1 in the general scenario (Observe that  $P_1^f |h_{1,i}^f|^2$  should be replaced by  $\sum_{l \in \mathbb{P}} P_l^f(n) |h_{l,i}^f|^2$ ).

Denote the allocated power for SUs as

$\{\mathbf{P}_i(n) = (P_i^1(n), \dots, P_i^N(n))\}_{i \in \mathbb{S}}$ .

Step 3:

Sub-step 3.1:  $k = 0$ ,  $\mathbf{P}_i(k) = \mathbf{P}_i(n)$  for all  $i \in \mathbb{P}$ .

Sub-step 3.2: For every  $i \in \mathbb{P}$ , PU  $i$  updates its power by using  $P_i^f(k+1)$

$$= (1 - \eta_i) P_i^f(k) + \eta_i \left[ \frac{I_i^f(k)}{\rho |h_{i,i}^f|^2} + \left( \lambda_i - \frac{I_i^f(k) + N_i^f}{|h_{ii}^f|^2} \right)^+ \right],$$

where  $I_i^f(k) = \sum_{l \neq i \in \mathbb{P}} P_l^f(k) |h_{l,i}^f|^2 + \sum_{j \in \mathbb{S}} P_j^f(n) |h_{j,i}^f|^2$  is the total received interference,  $\lambda_i$  is a constant to meet

$$\sum_{f=1}^N \left[ \frac{I_i^f(k)}{\rho |h_{i,i}^f|^2} + \left( \lambda_i - \frac{I_i^f(k) + N_i^f}{|h_{ii}^f|^2} \right)^+ \right] \leq P_i^{\max}, \text{ i.e.,}$$

$$\sum_{f=1}^N \left( \lambda_i - \frac{I_i^f(k) + N_i^f}{|h_{ii}^f|^2} \right)^+ \leq P_i^{\max} - \sum_{f=1}^N \frac{I_i^f(k)}{\rho |h_{i,i}^f|^2},$$

and  $\eta_i \in (0, 1)$  is a fixed step-size.

Sub-step 3.3:  $k = k + 1$ , go to Sub-step 3.2 until convergence.

Sub-step 3.4:  $\mathbf{P}_i(n+1) = \mathbf{P}_i(k)$  for  $i \in \mathbb{P}$ .

Step 4:

$n = n + 1$ , go to Step 2 until convergence or  $n = N_{\max}$ .

---

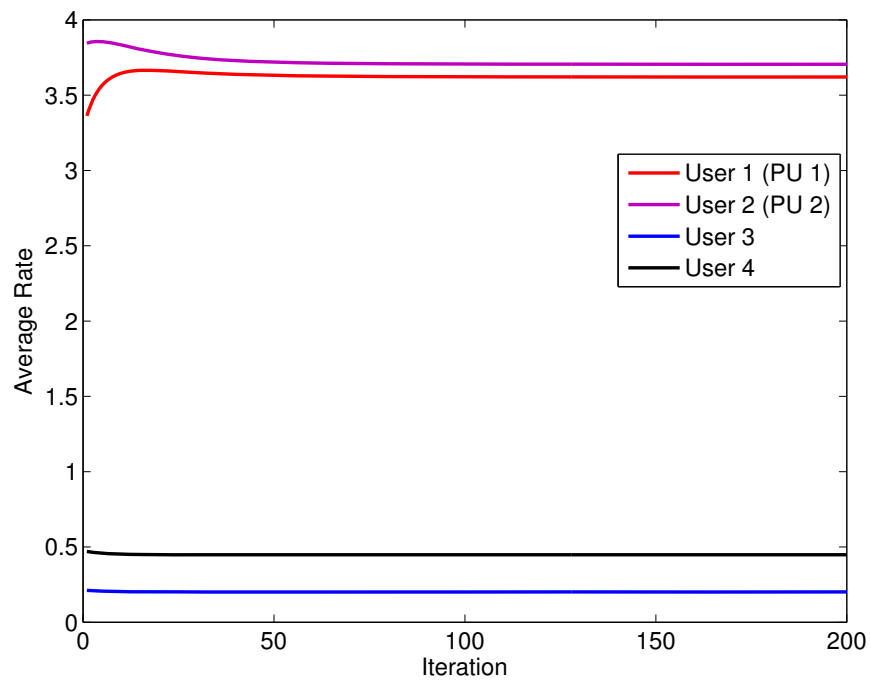


Fig. 8. Rate performance of the distributed iterative algorithm (Algorithm 4) for the multi-PU and multi-SU scenario