

Landau-Zener transitions in the presence of harmonic noise

Matthias Kraft^{1,2}, Stephan Burkhardt¹, Riccardo Mannella³, and Sandro Wimberger¹

¹*Institut für theoretische Physik, Universität Heidelberg, Philosophenweg 19, 69120 Heidelberg, Germany*

²*Blackett Laboratory, Imperial College London, South Kensington Campus, SW7 2AZ London, UK*

³*Dipartimento di Fisica E. Fermi, Università di Pisa, Largo Pontecorvo 3, 56127 Pisa, Italy*

October 29, 2018

We study the influence of off-diagonal harmonic noise on transitions in a Landau-Zener model. We demonstrate that the harmonic noise can change the transition probabilities substantially and that its impact depends strongly on the characteristic frequency of the noise. In the underdamped regime of the noise process, its effect is compared with the one of a deterministic sinusoidally oscillating function. While altering the properties of the noise process allows one to engineer the transitions probabilities, driving the system with a deterministic sinusoidal function can result in larger and more controlled changes of the transition probability. This may be relevant for realistic implementations of our model with Bose-Einstein condensates in noise-driven optical lattices.

1 Introduction

The Landau-Zener model is one of the simplest, yet non-trivial time-dependent problems in quantum mechanics. Originally solved in 1932 [1–4], it has since provided a valuable tool in the study of two state quantum systems [5, 6]. In recent years it experienced a renaissance amongst both, theorists and experimentalists. On the experimental side, new techniques allowed to test theoretical predictions with improved precision [7–11]. On the theoretical side, in-depth studies on finite time effects in Landau-Zener transitions [12, 13] and on “noisy” Landau-Zener transitions [14–16] were conducted.

Applications of the Landau-Zener model are versatile; it can provide a tool to model and manipulate “qubits” in circuit QED [17], to calculate transitions in semiconductor quantum dots [18, 19] or enhance the experimental control over Bose-Einstein condensates in optical lattices [20]. Along those lines, substantial effort has been made to find new ways to control Landau-Zener transitions by, for example, developing new experimental protocols [21]. Another approach to control the transitions, which we will also follow in this letter, is the introduction of noise into the model [22]. A different approach to the role of noise in bistable quantum system can be found in [23].

In this letter, we present a modified version of the Landau-Zener model containing harmonic noise that directly originates from studying the behavior of Bose-Einstein condensates in noise-driven optical lattices (see [24] as well as [25]). We demonstrate that in this model, the transition rates can be effectively controlled by changing the noise properties and that this control can be even enhanced by replacing the noise process by a deterministically oscillating phase.

This letter is organized as follows: first we present our modified Landau-Zener model, then we introduce harmonic noise and discuss its most important properties. In section 3, we give numerical results for the diabatic transition probabilities. We conclude with further perspectives on experimental realizations in section 4.

2 “Noisy” Landau-Zener model and Harmonic Noise

2.1 Landau-Zener model with off-diagonal noise

In this section, we will briefly introduce our modified “noisy” Landau-Zener model. The Hamiltonian of our model, motivated by studies of BECs in optical lattices, reads

$$\hat{H}_{N,LZ} = \begin{pmatrix} -\frac{F_0 t}{2} & \frac{V_0}{2}(1 + e^{i\phi}) \\ \frac{V_0}{2}(1 + e^{-i\phi}) & \frac{F_0 t}{2} \end{pmatrix}. \quad (1)$$

Here, the main difference to the standard Landau-Zener model [1–4] is the appearance of a complex phase on the off-diagonal. As ϕ represents our noise variable (more details in section 2.2), this is also the term responsible for the stochastic nature of our model. The main difference to commonly studied “noisy” Landau-Zener models [14, 15] is that the coupling term on the off-diagonal is composed of a constant, as well as a noise-driven term. Physically, this model can be used to analyze Bose-Einstein condensates in tilted optical lattices. In this case, each of the two terms on the off-diagonal represents a sinusoidal optical lattice. While the constant term stands for a static lattice, the complex phase term stands for a second optical lattice of the same wavelength [24], shifted by a phase ϕ .

The states $|0\rangle_d = (1, 0)^T$ and $|1\rangle_d = (0, 1)^T$ are called the *diabatic* basis of the system (eigenstates of (1) with $V_0 = 0$), while the time-dependent energy eigenstates $|0\rangle_a(t), |1\rangle_a(t)$ are called the *adiabatic* basis of the system [13]. The diabatic and the adiabatic eigenstates are identical in the limit $t = \pm\infty$. However, around $t = 0$ the adiabatic eigenstates go through an avoided crossing, whereas the diabatic eigenstates

cross each other. Thus the correspondence between the two bases “switches” such that $|1\rangle_a(t = -\infty) = |1\rangle_d$, whereas $|1\rangle_a(t = +\infty) = |0\rangle_d$. The instantaneous stochastic eigenvalues (adiabatic states) of this model can be found by diagonalizing the Hamiltonian (1); we then define an effective band gap¹ at $t = 0$ by averaging over the stochastic phase ϕ [24]. This yields,

$$\Delta E_{\text{eff}} = V_0 \langle \sqrt{2(\cos(\phi(0)) + 1)} \rangle, \quad (2)$$

where $\langle \dots \rangle$ denotes an average over the equilibrium distribution of ϕ (see (4)).

The most interesting property of this system are the diabatic and adiabatic transition probabilities. The diabatic transition probability ($P_{\text{d,tra}}$) is the probability to end up in $|1\rangle_d$ at $t = +\infty$ if the system was initially prepared in the opposite state $|0\rangle_d$ at $t = -\infty$, or vice versa. The adiabatic transition probabilities accordingly refer to changes of the adiabatic state. Since the diabatic and adiabatic eigenstates are identical at $t = -\infty$ but are “swapped” at $t = +\infty$, the adiabatic transition probability is just $P_{\text{a,tra}} = 1 - P_{\text{d,tra}}$. These transition probabilities can be computed exactly for the original Landau-Zener problem ($\phi(t) = 0$ in equation (1)) [1–4]. The diabatic transition probability reads $P_{\text{d,tra}} = 1 - \exp(-\frac{\pi V_0^2}{2F_0})$, with V_0 being the band gap at $t = 0$. Using the bandgap given in (2), the formula can also give an estimate of the diabatic transition probability for the Hamiltonian (1) by replacing V_0^2 with ΔE_{eff}^2 , i.e. $P_{\text{est}} = 1 - \exp(-\frac{\pi \Delta E_{\text{eff}}^2}{2F_0})$.

2.2 Harmonic Noise

Previous studies of noise-driven Landau-Zener problems were mainly concerned with the influence of white [14] or exponentially correlated noise [15, 16]. To better understand the interplay between noise and the timescales of the system itself, in this letter the effect of a noise process with a characteristic frequency is investigated. Here, we will give a short overview over this so-called *harmonic noise process*.

The Langevin equation defining harmonic noise can be written as [26, 27]

$$\begin{aligned} \dot{\phi} &= \nu \\ \dot{\nu} &= -2\Gamma\nu - \omega_0^2\phi + \sqrt{4\Gamma T}\xi(t). \end{aligned} \quad (3)$$

From these equations, we can see that the harmonic noise process is nothing but a damped harmonic oscillator driven by a white noise process $\xi(t)$. The properties of this white noise process are determined by $\langle \xi(t) \rangle = 0$ and $\langle \xi(t)\xi(t') \rangle = \delta(t - t')$. The equilibrium distributions of the two noise variables ϕ and ν are independent and of a gaussian shape with [26]

$$\langle \phi(t) \rangle = 0 \qquad \langle \phi(t)^2 \rangle = \frac{T}{\omega_0^2} \quad (4)$$

$$\langle \nu(t) \rangle = 0 \qquad \langle \nu(t)^2 \rangle = T. \quad (5)$$

¹The band gap is defined as the minimal difference between the two instantaneous eigenvalues of Hamiltonian (1) and thus a function of the stochastic phase $\phi(t)$.

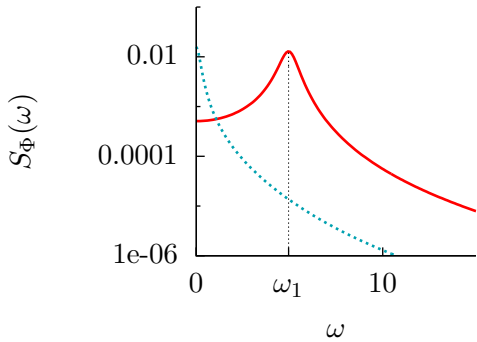


Figure 1: Power spectrum of a harmonic noise process in the under-damped (red solid line) and over-damped case (dotted blue line). Noise parameters are: $T = 1.0, \Gamma = 0.5, \omega_0 = 5.0$ (under-damped case) and $T = 0.01, \Gamma = 2.5, \omega_0 = 1.0$ (over-damped case).

At first it might seem counterintuitive that these distributions do not depend on the damping coefficient Γ . The reason for this is the form of the noise term in (3), which is scaled with $\sqrt{\Gamma}$ and thus compensates the damping.

Many properties of the harmonic noise process can be understood through the analogy to the damped harmonic oscillator. Just as its non-stochastic counterpart, the behavior of the harmonic noise can be separated into two different regimes: the oscillating (under-damped) and non-oscillating (over-damped) one. If $\omega_0^2 > 2\Gamma^2$, the process shows oscillations, while for the opposite case, its behavior is closer to an exponentially correlated noise process.

The difference between these two regimes becomes evident when looking at the power spectrum of the noise variable $\phi(t)$. This power spectrum is given by

$$S_\phi(\omega) = \frac{2\Gamma T}{\pi(4\Gamma^2\omega^2 + (\omega^2 - \omega_0^2)^2)}, \quad (6)$$

and can be seen in figure 1. For the oscillating case, we can see that this response function does have a clear maximum at $\omega_1 = \sqrt{\omega_0^2 - 2\Gamma^2}$, while for the non-oscillating case, the maximum is assumed at $\omega = 0$. For small damping coefficients, the width of the maximum is proportional to 2Γ . This power spectrum is very similar to the response function of a damped harmonic oscillator driven with the frequency ω .

Without damping ($\Gamma = 0$), (3) turns into the differential equation of a harmonic oscillator and the power spectrum (6) correspondingly turns into a delta distribution $\delta(\omega - \omega_0)$. If the damping time $1/\Gamma$ is very small compared to the timescale of the system, the noise process is approximated by a simple harmonic oscillation. In order to conserve the total power (integral over the power spectrum) of the process, this approximation should take the following form [28]:

$$\phi(t)_{det} = 2\sqrt{\frac{T}{\omega_0^2}} \sin(\omega_0 t + \phi_0) = 2\sqrt{\text{Var}(\phi)} \sin(\omega_0 t + \phi_0). \quad (7)$$

3 Numerical Results

In this section, we present numerical results for the diabatic transition probability in dependence of the characteristic frequency of harmonic noise. The results have been obtained by numerically integrating the time-dependent Schrödinger equation corresponding to the Hamiltonian (1); the initial state was chosen to be the diabatic ground state of the model. The integration time was long compared to the transition time [12, 13] such that finite time effects were minimal. We averaged the diabatic transition probability over the last ten percent of the integration time to estimate its asymptotic value at $t = \infty$. For details see [28]. In the following “transition probability” will always refer to the diabatic transition probability.

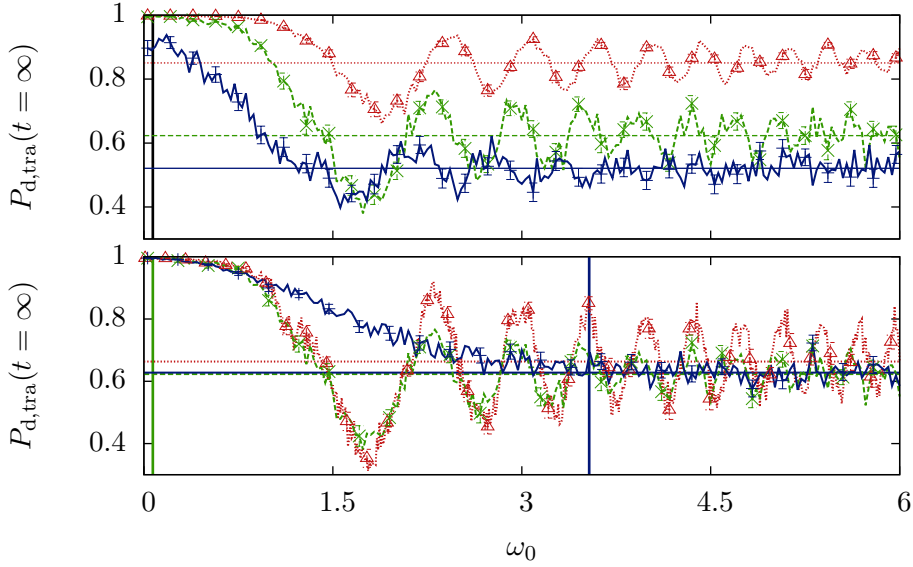


Figure 2: Diabatic transition probability versus the dimensionless noise frequency ω_0 . The top figure shows results for $\text{Var}(\phi) = 0.1$ (red dotted, triangles), $\text{Var}(\phi) = 0.5$ (green dashed, crosses) and $\text{Var}(\phi) = 2$ (blue solid, lines). The other parameters are $F_0 = 0.5$, $\Gamma = 0.05$, and $V_0 = 0.75$. The vertical solid black line at $\omega_0 = 0.07$ marks the point after which the noise shows oscillatory behavior. The horizontal lines give the saturation value around which the transition probability oscillates.

The bottom figure shows results for $\Gamma = 0.0$ (red dotted, triangles), $\Gamma = 0.05$ (green dashed, crosses) and $\Gamma = 2.5$ (blue solid, lines). The other parameters are $F_0 = 0.5$, $\text{Var}(\phi) = 0.5$, and $V_0 = 0.75$. The vertical lines (solid green at $\omega_0 = 0.07$ for $\Gamma = 0.05$ and solid blue at $\omega_0 = 3.53$ for $\Gamma = 2.5$) mark the points after which the noise shows oscillatory behavior. The horizontal lines again give the saturation value of the transition probability.

The error bars are only shown for every 8th point and give the error of the expectation value.

Figure 2 shows the transition probability versus the dimensionless noise frequency ω_0 for different variances (top) and damping coefficients Γ (bottom). The transition probability strongly depends on the noise frequency. Comparison with the transition probability $P_{\text{est}} \approx 0.989 - 0.999$ (for all graphs) estimated using the effective band gap from (2), reveals that harmonic noise strongly reduces the diabatic transition probability, i.e. it increases the adiabatic transition probability ($P_{\text{a,tra}} = 1 - P_{\text{d,tra}}$) to the upper band. This opens up the possibility to influence the transition probability by changing the noise parameters (see also [22]).

Taking a more detailed look at figure 2, we see that for all six data sets the influence of the noise is small for small frequencies, but the transition probabilities strongly decrease between $\omega_0 \approx 0.5 - 1.5$ leading to clear local minima (apart from the data with $\Gamma = 2.5$). The positions of those minima depend linearly on the effective band gap; this effect is studied in detail in [24].

Disregarding the data for $\Gamma = 2.5$, the transition probability oscillates around a saturation value for increasing ω_0 . Figure 2 (top) shows that this saturation value depends on the variance of the noise process, i.e. on the noise strength. For small variances the noise influence is relatively small; increasing the variance enhances the noise influence, until the saturation value drops to $\approx 1/2$ for $\text{Var}(\phi) = 2$. Strong noise thus leads to an incoherent superposition of the two energy states, a fact already discovered by Kayanuma [14, 15] for similar LZ models. This supports the intuitive notion that strong noise leads to a complete mixing of the energy levels where the band gap is minimal.

Figure 2 (bottom) shows that changing the damping coefficient Γ does not change the saturation value as much. However, it can be seen that changing the damping coefficient controls the sharpness and height of the oscillations around the saturation value (they are completely damped out for $\Gamma = 2.5$).

Analyzing the two extremes, $\Gamma = 0$ (ϕ describes sinusoidal motion and we average over amplitude and phase according to (4)) and $\Gamma = 2.5$, we can see that the transition probability for $\Gamma = 0$ still shows the same characteristic decrease and oscillations. The transition probability for $\Gamma = 2.5$ does not show those oscillations and the initial decrease happens at a slower rate. Nevertheless, the saturation value is almost the same as for $\Gamma = 0.05$. We can thus conclude that the existence of this saturation value is a general feature of harmonic noise, independent of the noise parameters we are working with. On the other hand, the *rapid* initial decrease in the transition probability and the oscillations around a saturation value are due to the sinusoidal nature of harmonic noise. This leads us to the next figure, in which we compare harmonic noise with a deterministically oscillating phase.

Figure 3 shows the transition probability versus the dimensionless frequency ω_0 for a harmonic noise process and a deterministically oscillating phase as given in Eq. (7) (we give both an average over ϕ_0 and a single realization with $\phi_0 = 0$). It can be seen that there is a good qualitative agreement between the data obtained with harmonic noise and with a deterministic phase. The LZ model with a deterministic phase nicely reproduces the initial decrease in the transition probability and the frequency of the oscillations around the saturation value. However, the oscillations are much more prominent for the deterministic phase and the positions of the first few minima/maxima seem slightly

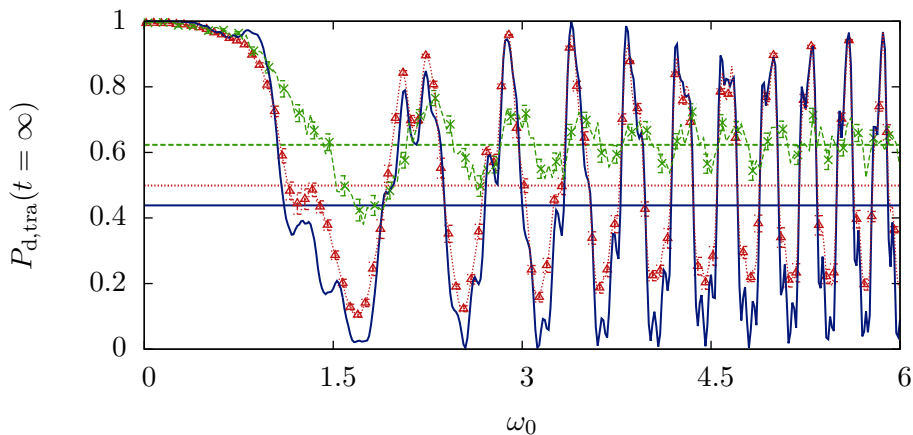


Figure 3: Diabatic transition probability versus the dimensionless noise frequency ω_0 . We show data for the “noisy” LZ-model with harmonic noise ($\Gamma = 0.05, \text{Var}(\phi) = 0.5$) (green dashed line, crosses), with a deterministic phase $\phi = \sqrt{2} \sin(\omega_0 t + \phi_0)$ averaged over ϕ_0 (red dotted line, triangles) and a single realization of the deterministic phase noise with $\phi_0 = 0.0$ (blue solid line). The horizontal lines give the saturation value (dashed green line for the noisy LZ model with harmonic noise, red dotted line for the deterministic phase and blue solid line for the single realization of the deterministic phase). For all three, $V_0 = 0.75$ and $F_0 = 0.5$. ϕ_0 has been chosen from a flat distribution between 0 and 2π . We averaged over 100 realizations. Error bars as in fig.2.

shifted to lower values of the frequency.

A possible explanation for this shift and why it vanishes at high frequencies could be that the noise does not behave oscillatory at those minima yet and that our model thus breaks down. However, the noise already shows oscillatory behaviour for $\omega_0 > \sqrt{2}\Gamma = 0.07$, so it will clearly be highly oscillatory at frequencies where the minima/maxima occur (first minimum is at $\omega_0 \approx 1.6$). One will reach the same conclusion by looking at the power spectrum of the harmonic noise (6). For the parameters in figure 3 and with $\omega_0 = 1.6$, the power spectrum is very narrowly peaked at $\omega_1 = \sqrt{\omega_0^2 - 2\Gamma^2} = 1.5992$ and almost completely symmetric, thus comparing very well with the “delta peaked power” spectrum of the deterministic phase. This can, therefore, not be the reason for the discrepancies.

The real shortcoming of our model is a different one, namely that the amplitude of harmonic noise varies, whereas the one of the deterministic phase stays constant. Preliminary numerical calculations have shown that different amplitudes of the deterministic phase lead to slightly different transition probabilities, even though the overall oscillatory behaviour and the approximate position of the minima/maxima stays intact. Harmonic noise should, in the highly oscillatory regime, thus be more accurately described by a harmonic oscillator with a randomly distributed amplitude that follows a gaussian distribution. However, for the sake of simplicity of our model, we refrained from introducing

a stochastic amplitude.

Amplitude and sharpness of the oscillations render the deterministic phase model even more suited to control the transition probability in the “noisy” LZ model than harmonic noise. Focussing on the transition probability around $\omega_0 \approx 3$, we see that a slight change in the frequency results in a huge amplification (reduction) of the transition probability. In numbers, the transition probability rises from 0.153 at $\omega_0 = 3.12$ to 0.958 at $\omega_0 = 3.39$ for the deterministic phase model averaged over the random phase ϕ_0 . This effect will be greatly enhanced if one is furthermore able to control the random phase ϕ_0 . In this case, the transition probability rises from 0.005 at $\omega_0 = 3.12$ to 0.997 at $\omega_0 = 3.39$ (about 200 times the value at $\omega_0 = 3.12$). Even though the difference in the transition probability between subsequent minima and maxima is not always as prominent, it is still obvious that one can adjust the transition probability over orders of magnitude by only slightly changing the frequency of the deterministic phase. It should be noted that we obtained these graphs without any optimization to find the “best” parameters that maximize the impact of the harmonic noise or the deterministic phase.

4 Conclusions

In this letter, we have shown that the here proposed Landau-Zener type model allows for greater control of the transition probabilities between the two energy states when compared to the standard Landau-Zener model [1–4]. Driving the system with harmonic noise, we were able to change the transition probabilities while keeping the coupling term V_0 as well as the driving F_0 constant and only changing the properties of the noise. Compared to previous studies of noise-driven Landau-Zener problems [14–16], we were able to observe a wide range of behavior, as seen in figure 2. We demonstrated that the effects most relevant for controlling the transitions, such as the dependence of the transition probability on noise frequency, are due to the sinusoidal nature of the harmonic noise process (see figure 3).

While the system under the influence of harmonic noise allows to change the transition probability by tuning the properties of the noise process, this can be done even more efficiently by using a deterministically oscillating phase (see Eq. (7)). Our numerical simulations revealed that using this deterministic phase, even small changes in the frequency cause the diabatic transition probability to change over orders of magnitude. This, of course, provides the chance to develop new experimental protocols (see also [21]) that allow for an excellent control over the system parameters. An ideal playground to implement such protocols is given by optical realizations [7, 11] or Bose-Einstein condensates in optical lattices [9, 10, 20, 21].

Acknowledgments

We are grateful for the support of the Excellence Initiative through the Heidelberg Graduate School of Fundamental Physics (Grant No. GSC 129/1), the DFG FOR760, the

Heidelberg Center for Quantum Dynamics and the Alliance Program of the Helmholtz Association (HA216/EMMI).

References

- [1] C. Zener, “Non-adiabatic crossing of energy levels”, *Proc. of the Roy. Soc. London A* **137** (1932) 696–702.
- [2] L. Landau, “Zur Theorie der Energieübertragung. II”, *Physics of the Soviet Union* **2** (1932) 46–51.
- [3] E. Majorana, “Atomi orientati in campo magnetico variabile”, *Nuovo Cimento* **2** (1932) 43–50.
- [4] E. Stückelberg, “Theorie der unelastischen Stösse zwischen Atomen”, *Helvet. Phys. Acta* **5** (1932) 369–422.
- [5] E. Nikitin, “Nonadiabatic transitions: What we learned from old masters and how much we owe them”, *Annual Review of Physical Chemistry* **50** (1999) 1–21.
- [6] W. Wernsdorfer and R. Sessoli, “Quantum phase interference and parity effects in magnetic molecular clusters”, *Science* **284** (1999) 133–135.
- [7] F. Dreisow, A. Szameit, M. Heinrich, T. Pertsch, S. Nolte, A. Tünnermann and S. Longhi, “Bloch-Zener oscillations in binary superlattices”, *Phys. Rev. Lett.* **102** (2009) 076802.
- [8] S. Longhi, “Landau-Zener dynamics in a curved optical directional coupler”, *Journal of Optics B: Quantum and Semiclassical Optics* **7** (2005) L9–L12.
- [9] A. Zenesini, H. Lignier, G. Tayebirad, J. Radogostowicz, D. Ciampini, R. Mannella, S. Wimberger, O. Morsch and E. Arimondo, “Time-resolved measurement of Landau-Zener tunneling in periodic potentials”, *Phys. Rev. Lett.* **103** (2009) 090403.
- [10] G. Tayebirad, A. Zenesini, D. Ciampini, R. Mannella, O. Morsch, E. Arimondo, N. Lörch and S. Wimberger, “Time-resolved measurement of Landau-Zener tunneling in different bases”, *Phys. Rev. A* **82** (2010) 013633.
- [11] A. Regensburger, C. Bersch, M.-A. Miri, G. Onishchukov, D. N. Christodoulides and U. Peschel, “Parity-time synthetic photonic lattices”, *Nature* **488** (2012) 167–171.
- [12] N. Vitanov and B. Garraway, “Landau-Zener model: Effects of finite coupling duration”, *Phys. Rev. A* **53** (1996) 4288–4304.
- [13] N. Vitanov, “Transition times in the Landau-Zener model”, *Phys. Rev. A* **59** (1999) 988–994.

- [14] Y. Kayanuma, “Nonadiabatic transitions in level crossings with energy fluctuation”, *Journ. of the Phys. Soc. of Japan* **53** (1983) 108–122.
- [15] Y. Kayanuma, “Stochastic theory for nonadiabatic level crossing with fluctuating off-diagonal coupling”, *Journ. of the Phys. Soc. of Japan* **54** (1984) 2037–2046.
- [16] V. Pokrovsky and N. Sinitsyn, “Fast noise in the Landau-Zener theory”, *Phys. Rev. B* **67** (2003) 1–11.
- [17] K. Saito, M. Wubs, S. Kohler, P. Hänggi and Y. Kayanuma, “Quantum state preparation in circuit QED via Landau-Zener tunneling”, *EPL (Europhysics Letters)* **76** (2006) 22.
- [18] G. E. Murgida, D. A. Wisniacki, and P. I. Tamborenea “Coherent control of interacting electrons in quantum dots via navigation in the energy spectrum”, *Phys. Rev. Lett.* **99** (2007) 036806.
- [19] G. E. Murgida, D. A. Wisniacki, and P. I. Tamborenea “Landau-Zener transitions in a semiconductor quantum dot”, *Journ. of Mod. Optics* **56** (2009) 799-804.
- [20] G. Tayebirad, R. Mannella and S. Wimberger, “Engineering of Landau-Zener tunneling”, *Applied Physics B: Lasers and Optics* **102** (2011) 489–495.
- [21] M. G. Bason, M. Viteau, N. Malossi, P. Huillery, E. Arimondo, D. Ciampini, R. Fazio, V. Giovannetti, R. Mannella and O. Morsch, “High-fidelity quantum driving”, *Nature Physics* **8** (2012) 147–152.
- [22] G. Tayebirad, R. Mannella and S. Wimberger, “Engineering interband transport by time-dependent disorder”, *Phys. Rev. A* **84** (2011) 031605.
- [23] P. Caldara, A. La Cognata, D. Valenti, B. Spagnolo, M. Berritta, E. Paladino and G. Falci, “Dynamics of a quantum particle in asymmetric bistable potential with environmental noise”, *Intern. Jour. of Quan. Inf.* **09** (2011) 119-127.
- [24] S. Burkhardt, M. Kraft, R. Mannella and S. Wimberger, “Noise assisted transport in the Wannier-Stark system”, *New Journal of Physics* Submitted.
- [25] N. Lörch, F. Pepe, H. Lignier, D. Ciampini, R. Mannella, O. Morsch, E. Arimondo, P. Facchi, G. Florio, S. Pascazio and S. Wimberger, “Wave-function-renormalization effects in resonantly enhanced tunneling”, *Phys. Rev. A* **85** (2012) 053602.
- [26] L. Schimansky-Geier and C. Zülicke, “Harmonic noise: Effect on bistable systems”, *Zeit. für Phys. B Condensed Matter* **79** (1990) 451–460.
- [27] M. I. Dykman, R. Mannella, P. V. E. McClintock, N. D. Stein and N. G. Stocks, “Probability distributions and escape rates for systems driven by quasimonochromatic noise”, *Phys. Rev. E* **47** (1993) 3996–4009.

- [28] M. Kraft, “Noise effects on Landau-Zener transitions of Bose-Einstein condensates”, MSci Thesis, Faculty of Physics and Astronomy, University of Heidelberg and Department of Physics, Imperial College London, Heidelberg, 2012.