

DEFORMATIONS OF SYMMETRIC CMC SURFACES IN THE 3-SPHERE

SEBASTIAN HELLER AND NICHOLAS SCHMITT

ABSTRACT. We numerically construct CMC deformations of the Lawson minimal surfaces $\xi_{g,1}$ using a DPW approach to CMC surfaces in spaceforms.

INTRODUCTION

The study of minimal surfaces in 3-dimensional space forms is among the oldest subjects in differential geometry. While minimal surfaces in euclidean 3-space are never compact, there exist compact minimal surfaces in \mathbb{S}^3 . In fact, Lawson [22] has shown that there exist embedded closed minimal surfaces in the 3-sphere, known as the Lawson surfaces $\xi_{p,q}$ of genus $g = pq$ for $p, q \in \mathbb{N}$. A slightly more general surface class is that of constant mean curvature (CMC) surfaces. Due to the Lawson correspondence, the partial differential equations describing minimal and CMC surfaces in \mathbb{S}^3 and \mathbb{R}^3 can be treated in a uniform way. Compact minimal and CMC surfaces in \mathbb{S}^3 of genus 0 and 1 are well understood: because CMC spheres have vanishing Hopf differential they must be totally umbilic; similarly, CMC tori have constant Hopf differential and thus cannot have umbilic points. Brendle [5] recently proved the Lawson conjecture, that the only embedded minimal torus in the 3-sphere is the Clifford torus. Using Brendle's ideas, Andrews and Li [1] have classified all embedded CMC tori in \mathbb{S}^3 . Additionally, all CMC immersions from a torus into a 3-dimensional spaceform are given rather explicitly in terms of algebro-geometric data of their associated spectral curves [24, 12, 4]. These integrable system methods also apply to the study of the moduli space of all CMC tori, see for example [18, 19].

Besides the Lawson surfaces, there also exist other embedded (minimal) examples in \mathbb{S}^3 [16] as well as immersed CMC examples in \mathbb{R}^3 [14, 15] for all genera, constructed by implicit methods from geometric analysis. Methods from geometric analysis have also been applied to the study of the moduli space of CMC surfaces of higher genus. For example, it follows from the work of Kusner, Mazzeo and Pollack [21] that the moduli space of embedded CMC surfaces in \mathbb{S}^3 (without fixing the value of the mean curvature) is a real analytic variety of formal dimension 1. Nevertheless, the global structure of the space of embedded CMC surfaces in \mathbb{S}^3 is not well understood. It is also not clear whether there exist higher-dimensional families of compact CMC surfaces of genus $g \geq 2$ (with fixed mean curvature) analogous to the isospectral families of (immersed but not embedded) CMC tori parametrized by the real part of the Jacobian of their spectral curve.

Date: October 29, 2018.

In this paper, we report on the experimental construction of families of compact embedded higher genus CMC surfaces in \mathbb{S}^3 based on recently developed integrable system methods [10, 11, 9]. This approach is based on the associated family of flat $\mathrm{SL}(2, \mathbb{C})$ -connections ∇^λ (1.1) on a fixed hermitian rank 2 bundle [12]. The connections ∇^λ are unitary for $\lambda \in \mathbb{S}^1 \subset \mathbb{C}^\times$ and trivial at two *Sym points* $\lambda_1 \neq \lambda_2 \in \mathbb{S}^1$. The immersion is recovered from ∇^λ as the gauge between ∇^{λ_1} and ∇^{λ_2} , and its mean curvature is $H = i \frac{\lambda_1 + \lambda_2}{\lambda_1 - \lambda_2}$.

The direct construction of the associated family of flat connections of a CMC surface is difficult. Easier is the construction of a related family of flat connections $\tilde{\nabla}^\lambda$ which determines ∇^λ by loop group factorization methods. The family $\tilde{\nabla}^\lambda$ must satisfy weaker conditions only, for example the connections $\tilde{\nabla}^\lambda$ are only unitarizable, that is, unitary with respect to a λ -dependent metric along the unit circle (see theorem 2). The DPW approach to (simply-connected) CMC surfaces [6] employs this insight to construct CMC surfaces in terms of a so-called DPW potential, a loop of meromorphic $\mathfrak{sl}(2, \mathbb{C})$ -valued connection 1-forms. The DPW construction was adapted to compact CMC surfaces of genus $g \geq 2$ in [10, 11].

For compact CMC surfaces of genus $g \geq 2$, the connections $\tilde{\nabla}^\lambda$ must be irreducible for generic $\lambda \in \mathbb{C}^\times$ (see [10]). Hence it not known how to compute the corresponding family of monodromy representations. Note that a flat connection is unitarizable if and only if its monodromy representation is unitary modulo conjugation. Thus it is not known how to construct appropriate families of flat connections $\tilde{\nabla}^\lambda$ which are unitarizable along the unit circle. But this intrinsic closing condition can be tackled numerically: using numerical ODE solvers one can compute the monodromy representation to determine whether a connection is unitarizable. In order to construct compact CMC surfaces numerically we have implemented a minimizer which approximates families of unitarizable DPW potentials. We have carried out the DPW experiments for Lawson symmetric surfaces. These are equipped with a large group of ambient orientation preserving symmetries. One feature of these embeddings is that their curvature lines are closed (figure 1).

In our experiments, we realized the expected 1-dimensional family of CMC deformations of the Lawson surfaces $\xi_{g,1}$ as numerically computed conformal embeddings (figure 2). In the case of $g = 1$ this family consists of the well-known homogeneous CMC tori. The numerical computation of this 1-parameter family of CMC tori via the (non-abelian) DPW method serves as a test for our method. We also observed the bifurcation of the homogeneous CMC tori into the family of 2-lobed Delaunay tori of spectral genus 1 and the continued family of homogeneous CMC tori [19]. For higher genus Lawson symmetric CMC surfaces such bifurcations did not appear; these families continue until they collapse into double coverings of minimal spheres (as do the Delaunay tori) while their conformal types degenerate. In genus 2 we also found a second family of Lawson symmetric CMC surfaces which converges to a necklace of three CMC spheres (figure 3). This second family serves as the analog to the Delaunay family in the case of genus 2 surfaces but it is disjoint from the first family passing through $\xi_{2,1}$. Altogether, our experiments begin to map out the moduli space of Lawson symmetric CMC surface of genus 2 (figure 5). It is worth

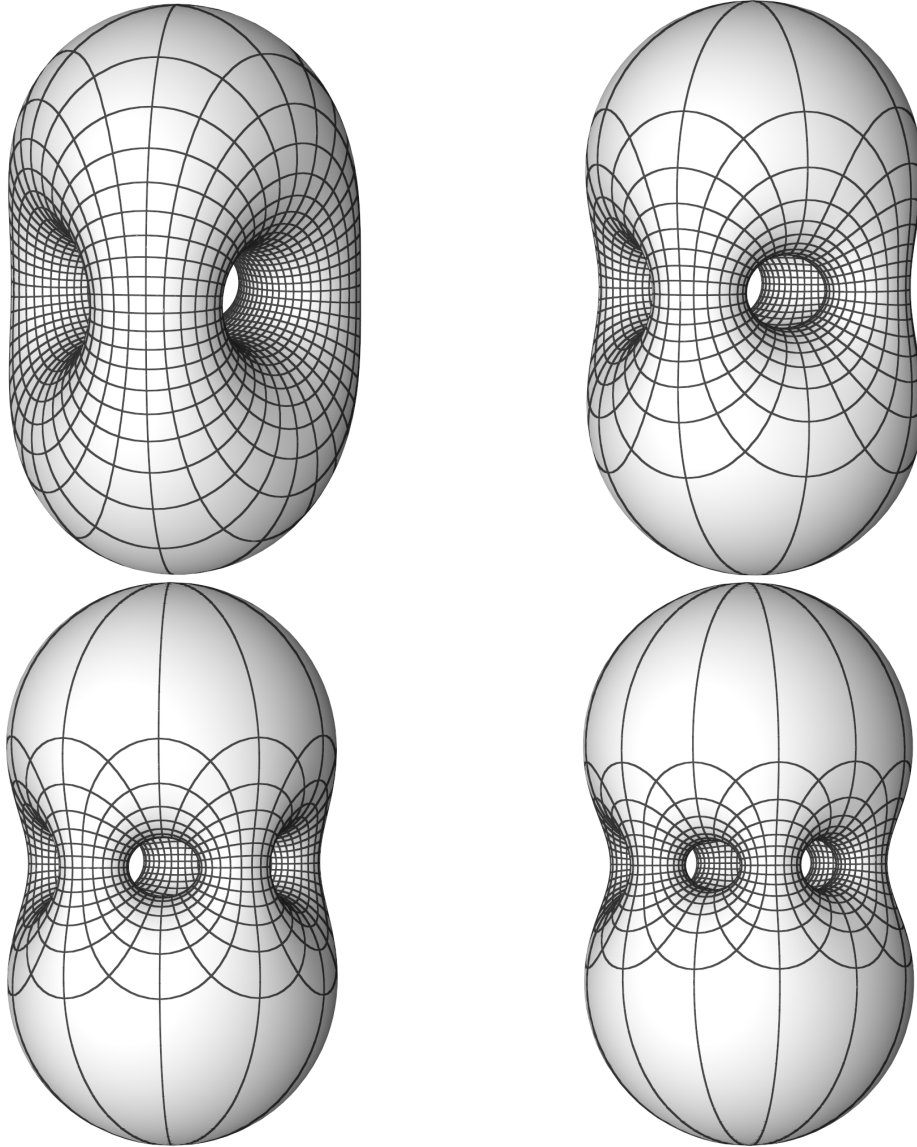


FIGURE 1. The Lawson minimal surfaces $\xi_{g,1}$ in \mathbb{S}^3 of genus $g = 2, 3, 4, 5$. All surfaces are shown are stereographically projected from \mathbb{S}^3 to \mathbb{R}^3 and are depicted with curvature lines.

noting that none of our numerically constructed surfaces, if they indeed exist, would allow for isospectral deformations — deformations of CMC surfaces such that the corresponding flat connections of their associated families are gauge equivalent for generic $\lambda \in \mathbb{C}^\times$ (section 3). We expect that higher-dimensional families of compact CMC surfaces of higher genus are isospectral deformations, as is the case for tori.

As was pointed out to us by the anonymous reviewer, existence of further Lawson symmetric CMC surfaces of genus 2 in \mathbb{S}^3 can be deduced from gluing methods by Kapouleas and related analytic methods. We expect such surfaces to exist for more than one unstable or strictly semi-stable parabolic structure inside the unit disc (see section 3.3). We plan to construct such surfaces by investigating the relationship

between the spectral curve theory for tori [12] and for Lawson symmetric CMC surfaces of genus 2 [9] by implementing a flow between their DPW potentials.

The paper is organized as follows. In section 1 we recall the necessary theory for our experiments. In section 2 we discuss the computational aspects of our studies and report on the experiments concerning Lawson symmetric CMC surfaces. In the last section 3 we give a short theoretical outlook.

The authors would like to thank the anonymous referee for helpful comments. Both authors were supported by the DFG project grants HE 6829/1-1 and PE 1535/6-1.

1. THEORETICAL BACKGROUND

1.1. The associated family of flat connections. We briefly recall the gauge-theoretic description of conformal CMC immersions $f: M \rightarrow \mathbb{S}^3$ from a Riemann surface into the round 3-sphere [12, 4, 10]. Due to the Lawson correspondence, there is a unified treatment for all mean curvatures $H \in \mathbb{R}$:

Theorem 1. *Let $f: M \rightarrow \mathbb{S}^3$ be a conformal CMC immersion. Then there exists an associated family of flat $\mathrm{SL}(2, \mathbb{C})$ connections*

$$(1.1) \quad \lambda \in \mathbb{C}^\times \mapsto \nabla^\lambda = \nabla + \lambda^{-1}\Phi - \lambda\Phi^*$$

on a hermitian rank 2 bundle $V \rightarrow M$. The family ∇^λ is unitary along $\mathbb{S}^1 \subset \mathbb{C}^\times$ and trivial at $\lambda_1 \neq \lambda_2 \in \mathbb{S}^1$. Here, Φ is a nowhere vanishing complex linear 1-form which is nilpotent and Φ^ is its adjoint. Conversely, the immersion f is given as the gauge between ∇^{λ_1} and ∇^{λ_2} where we identify $\mathrm{SU}(2) = \mathbb{S}^3$, and its mean curvature is $H = i\frac{\lambda_1 + \lambda_2}{\lambda_1 - \lambda_2}$. Therefore, every family of flat $\mathrm{SL}(2, \mathbb{C})$ connections satisfying the conditions above determines a conformal CMC immersion.*

It is well known [12] that for compact CMC surfaces which are not totally umbilic the generic connection ∇^λ of the associated family is not trivial. Moreover, for CMC immersions from a compact Riemann surface of genus $g \geq 2$, the generic connection ∇^λ of the associated family is irreducible [10].

Fundamental for our approach to CMC surfaces is the following generalization of theorem 1:

Theorem 2. *Let $U \subset \mathbb{C}$ be an open set containing the disc of radius $1 + \epsilon$ centered at 0. Let $\lambda \in U \setminus \{0\} \mapsto \tilde{\nabla}^\lambda$ be a holomorphic family of flat $\mathrm{SL}(2, \mathbb{C})$ connections on a rank 2 bundle $V \rightarrow M$ over a compact Riemann surface M of genus $g \geq 2$ such that*

- *the asymptotic at $\lambda = 0$ is given by*

$$\tilde{\nabla}^\lambda \sim \lambda^{-1}\Psi + \tilde{\nabla} + \dots$$

where $\Psi \in \Gamma(M, K \mathrm{End}_0(V))$ is nowhere vanishing and nilpotent;

- *the intrinsic closing condition holds: for all $\lambda \in \mathbb{S}^1 \subset U \subset \mathbb{C}$ there is a hermitian metric on V such that $\tilde{\nabla}^\lambda$ is unitary with respect to this metric;*
- *the extrinsic closing condition holds: $\tilde{\nabla}^\lambda$ is trivial for $\lambda_1 \neq \lambda_2 \in \mathbb{S}^1$.*

Then there exists a unique CMC surface $f: M \rightarrow \mathbb{S}^3$ of mean curvature $H = i \frac{\lambda_1 + \lambda_2}{\lambda_1 - \lambda_2}$ such that its associated family of flat connections ∇^λ and the family $\tilde{\nabla}^\lambda$ are gauge equivalent, i.e., there exists a λ -dependent holomorphic family of gauge transformations g which extends through $\lambda = 0$ such that $\nabla^\lambda \cdot g(\lambda) = \tilde{\nabla}^\lambda$ for all $\lambda \in U \setminus \{0\}$.

In the above form, this theorem was proven in [9], but there are earlier variants which are more adapted to the DPW approach to k -noids [25, 7].

Remark 1. Theorem 2 remains true if there exist λ -independent apparent singularities of the connections $\tilde{\nabla}^\lambda$. It also remains true if there are finitely many points on the unit circle at which the monodromy fails to be unitarizable (this situation can occur when the gauge transformation between ∇^λ and $\tilde{\nabla}^\lambda$ has apparent singularities in λ). In both cases, the corresponding singularities (on the Riemann surface in the first case, and on the spectral plane in the second) are captured in the positive part of the Iwasawa decomposition (see the proof of this theorem in [9]). Therefore, the actual associated family of flat connections ∇^λ has no singularities anymore, and the CMC immersion is well-defined.

1.2. Lawson symmetric CMC surfaces. From now on we focus on CMC immersions from compact Riemann surfaces of genus 2 which have the following extrinsic symmetries:

- an involution φ_2 with 6 fixed points which commutes with the other symmetries;
- a \mathbb{Z}_3 symmetry generated by φ_3 with 4 fixed points;
- an involution τ with 2 fixed points;
- optionally, a reflection across a great 2-sphere perpendicular to the surface.

Surfaces with the first three symmetries, which preserve the orientation of \mathbb{S}^3 and the surface, are called *Lawson symmetric CMC surfaces* (of genus 2), and those with all four symmetries are called *rectangular Lawson symmetric surfaces*.

Due to the symmetry breaking of a stereographic projection it is not possible to visualize all symmetries simultaneously in euclidean 3-space. One can see the \mathbb{Z}_3 symmetry of the surfaces in figure 2 and figure 3 and the symmetries φ_2 and τ in figure 4. The Lawson symmetries already fix the Riemann surface structure up to one complex parameter. All Lawson symmetric Riemann surfaces are given by an algebraic equation of the form

$$(1.2) \quad y^3 = \frac{z^2 - z_0^2}{z^2 - z_1^2};$$

see [11] for more details. Lawson symmetric Riemann surfaces corresponding to tuples $(z_0, z_1, -z_0, -z_1)$ with the same cross-ratio are isomorphic. The Riemann surface structure of the Lawson surface $\xi_{2,1}$ is given by $z_0 = 1, z_1 = i$. In terms of the coordinates (y, z) the symmetries of a Lawson symmetric Riemann surface are given by $\varphi_2(y, z) = (y, -z)$, $\varphi_3(y, z) = (e^{\frac{2}{3}\pi i}y, z)$ and $\tau(y, z) = ((\frac{z_0}{z_1})^{\frac{2}{3}}\frac{1}{y}, \frac{z_0 z_1}{z})$. For rectangular Lawson symmetric surfaces, the Riemann surface structure is determined up to one real parameter (see also the corresponding discussion in [11]). In fact, after a Möbius

transformation, the antiholomorphic symmetry of the z -plane corresponding to the reflection of \mathbb{S}^3 can be taken to be $z \mapsto \bar{z}$ (so $z_1 = \bar{z}_0$), and the branch points can be normalized to satisfy $|z_0| = |z_1| = 1$.

1.3. The DPW approach. Dorfmeister, Pedit and Wu [6] developed a loop group factorization approach to CMC surfaces in \mathbb{S}^3 based on λ -dependent holomorphic $\mathfrak{sl}(2, \mathbb{C})$ -valued connection 1-forms η , so called *DPW potentials*. This theory can be seen as a special instance of theorem 2.

In order to construct compact CMC surfaces of higher genus (numerically) we are going to use a global version of the DPW approach as put forward in [10, 11]. Because the monodromy representation of the associated family of flat connections of a compact CMC surface of genus $g \geq 1$ varies non-trivially in λ , the connection 1-forms must have poles: on a compact Riemann surface M the only unitarizable holomorphic connection on the trivial holomorphic bundle $\underline{\mathbb{C}}^2 \rightarrow M$ is the trivial connection d . Thus we need to use meromorphic DPW potentials η in order to find families of flat connections $\hat{\nabla}^\lambda = d + \eta(\lambda)$ satisfying the conditions of theorem 2.

For an arbitrary closed Riemann surface of genus $g \geq 2$ the general form of a DPW potential for CMC surfaces with the given Riemann surface structure is unclear. In the case of the Lawson surface of genus 2, the existence and precise form of a DPW potential up to two unknown functions in λ was determined in [11]. In the slightly more general situation of Lawson symmetric CMC surfaces of genus 2 one can prove by the same methods as in [11] that a DPW potential is given by the pullback via π of

$$(1.3) \quad \eta = \eta_{A,B} = \left(\begin{array}{cc} -\frac{2}{3} \frac{z(2z^2 - z_0^2 - z_1^2)}{(z^2 - z_0^2)(z^2 - z_1^2)} + \frac{A}{z} & \lambda^{-1} - \frac{(A + \frac{2}{3})(A - \frac{1}{3})}{B} z^2 \\ \frac{B}{(z^2 - z_0^2)(z^2 - z_1^2)} - \frac{\lambda A(A+1)z_0^2 z_1^2}{z^2(z^2 - z_0^2)(z^2 - z_1^2)} & \frac{2}{3} \frac{z(2z^2 - z_0^2 - z_1^2)}{(z^2 - z_0^2)(z^2 - z_1^2)} - \frac{A}{z} \end{array} \right) dz.$$

Here, A, B are λ -dependent holomorphic functions on a neighborhood of $\lambda = 0$, the Riemann surface M is determined by (1.2) and $\pi: M \rightarrow \mathbb{CP}^1$ is the 3-fold covering branched over $\pm z_0, \pm z_1$. All poles of $d + \pi^* \eta$ are apparent on M , i.e., the local monodromy around every pole is trivial. On the quotient $M/\mathbb{Z}_3 = \mathbb{CP}^1$ the poles at $z = 0$ and $z = \infty$ are still apparent whereas the conjugacy classes of the monodromies around the branch images $\pm z_0$ and $\pm z_1$ are given by a third root of unity.

1.4. The extrinsic closing condition. The functions A and B in (1.3) need to be chosen in such a way that the intrinsic and extrinsic closing conditions are satisfied for $d + \eta_{A(\lambda), B(\lambda)}$. As was proven in [11], there do not exist finite values for A, B and λ such that the holonomy of $d + \eta_{A,B}$ is trivial. Nevertheless, there exist values for A and B such that the monodromy is upper triangular. This observation yields generalized extrinsic closing conditions:

Proposition 1. *Consider a Lawson symmetric Riemann surface given by $z_0, z_1 \in \mathbb{C}$ and $\lambda_1, \lambda_2 \in \mathbb{S}^1 \subset \mathbb{C}$. Let $A, B: U \rightarrow \mathbb{C}$ be holomorphic functions on an open set U containing the closed unit disc. If the connections $d + \eta_{A(\lambda), B(\lambda)}$ have unitarizable monodromy representation for all $\lambda \in \mathbb{S}^1 \setminus \{\lambda_1, \lambda_2\}$ and if the functions A and B are*

related at the Sym points λ_1 and λ_2 by

$$(1.4) \quad B(\lambda_k) = S_k(\lambda_k) \quad \text{and} \quad B'(\lambda_k) = S'_k(\lambda_k)$$

where $S_k(\lambda) = z_k^2 \lambda R(\lambda)$ with $R(\lambda) = A(\lambda)(A(\lambda) - \frac{1}{3})$, then there exists a closed Lawson symmetric CMC surface in \mathbb{S}^3 such that the flat connections ∇^λ of its associated family are gauge equivalent to $d + \eta_{A(\lambda), B(\lambda)}$ for generic $\lambda \in U \setminus \{0, \lambda_1, \lambda_2\}$.

Proof. Using the methods of the proof of theorem 4.5 in [11] one can verify that a suitable gauge transformation of the flat connection $d + \xi_{A(\lambda_k), B(\lambda_k)}$ is a Fuchsian system of upper triangular form. Moreover, its lower left entry vanishes up to order 2 at $\lambda = \lambda_k$. Such a family of Fuchsian systems can be gauged by a λ -dependent gauge which is singular at λ_k into a family of Fuchsian systems which is diagonal at λ_k . The pullback of this diagonal Fuchsian system to M has trivial monodromy. Hence, by applying a suitable gauge transformation which is singular at the Sym points $\lambda = \lambda_1, \lambda_2$ we obtain from $d + \xi_{A(\lambda), B(\lambda)}$ a family of flat $\text{SL}(2, \mathbb{C})$ connections satisfying the conditions of theorem 2. \square

1.5. The intrinsic closing condition. In contrast to the extrinsic closing condition the intrinsic closing condition cannot be treated algebraically— they require a numerical search. We briefly describe the necessary theory.

Since the DPW potential $d + \eta_{A,B}$ has an apparent singularity at $z = 0$ we apply a lower triangular gauge as in the proof of theorem 4.5 in [11] and obtain a meromorphic potential $d + \tilde{\eta}_{A,B}$ which is smooth at $z = 0$. Moreover, it satisfies

$$\varphi_2^*(d + \tilde{\eta}_{A,B}) = J(d + \tilde{\eta}_{A,B})J^{-1}$$

where φ_2 is given by $z \mapsto -z$ and $J = \text{diag}(i, -i)$ is the diagonal matrix with entries $i, -i$. This implies that at $z = 0$ the monodromy matrices M_1, M_2, M_3 and M_4 around the poles $z_0, z_1 - z_0$ and $-z_1$ with respect to the standard basis of \mathbb{C}^2 satisfy

$$(1.5) \quad M_3 = JM_1J^{-1} \quad \text{and} \quad M_4 = JM_2J^{-1}.$$

All these matrices are in $\text{SL}(2, \mathbb{C})$ and of trace -1 as the eigenvalues of the residues of the connections $d + \tilde{\eta}_{A,B}$ are $\pm \frac{1}{3}$. We denote the half-traces of the products by

$$t_{ij} = \frac{1}{2} \text{tr}(M_i M_j).$$

The following proposition gives a characterization of unitarizable representations for this case:

Proposition 2. *Consider four matrices $M_k \in \text{SL}(2, \mathbb{C})$ with trace $\text{tr}(M_k) = c \in (-2, 2)$ satisfying (1.5) such that they have no common eigenline. Then they are simultaneously unitarizable if and only if $t_{kl} \in [-1, 1]$ for all $k, l \in \{1, \dots, 4\}$.*

Remark 2. We are seeking λ families of flat connections which are unitarizable along the unit circle. In view of Remark 1 one can work with the generalized condition that $t_{kl}(\lambda) \in [-1, 1]$ for all $\lambda \in \mathbb{S}^1$ and for all $k, l \in \{1, \dots, 4\}$ if for generic $\lambda \in \mathbb{S}^1$ we have $t_{kl}(\lambda) \in (-1, 1)$ for all $k \neq l$. Then the four matrices are unitarizable by a diagonal λ -dependent matrix $D(\lambda)$. In general D has (finitely many) singularities along the unit circle. By proposition 1 and its proof this occurs at the Sym points.

2. NUMERICAL CONSTRUCTION OF HIGHER GENUS CMC SURFACES

2.1. Computing surfaces via DPW. The surfaces were computed with XLab, a computer framework for surface theory, experimentation and visualization written in C++ by the second author. XLab implements the DPW construction [6] of CMC surfaces in \mathbb{S}^3 from a potential in the following steps. The holomorphic frame is computed as the numerical solution to an ordinary differential equation. Loops appearing in the DPW construction are infinite dimensional; for computation, they are represented finitely as Laurent polynomials about $\lambda = 0$ by truncation. Next, the unitary frame is computed from the holomorphic frame via loop group Iwasawa factorization. This calculation applies linear methods to matrices of coefficients of the Laurent polynomials representing the holomorphic frame [17]. Next, the CMC immersion is computed by evaluating the unitary frame at the Sym points. Finally, the surface itself is built up by applying its symmetry group to one fundamental piece computed by the DPW construction.

All Lawson symmetric CMC surfaces were constructed using the following DPW potential, which is a generalization of the potential (1.3) to arbitrary genus g :

$$(2.1) \quad \eta = \eta_{A,B} = \left(\begin{array}{c} -\frac{g}{g+1} \frac{z(2z^2 - z_0^2 - z_1^2)}{(z^2 - z_0^2)(z^2 - z_1^2)} + \frac{A}{z} \\ \frac{B}{(z^2 - z_0^2)(z^2 - z_1^2)} - \frac{\lambda A(A+1)z_0^2 z_1^2}{z^2(z^2 - z_0^2)(z^2 - z_1^2)} \end{array} \lambda^{-1} - \frac{\left(A + \frac{2}{g+1}\right) \left(A + \frac{1-g}{1+g}\right)}{B} z^2 \right) dz.$$

The Riemann surface structure of genus g is given by $y^{g+1} = \frac{z^2 - z_0^2}{z^2 - z_1^2}$, while A, B are the accessory parameters. The extrinsic closing condition at the Sym points is similar to that of the case $g = 2$ described in proposition 1, with the function R replaced by $\tilde{R} = A\left(A + \frac{1-g}{1+g}\right)$. For rectangular Lawson symmetric CMC surfaces, the reflection symmetry is imposed by stipulating $\overline{\eta(\lambda, z)} = \eta(\bar{\lambda}, \bar{z})$, or equivalently that A and B are real for real λ , and the Sym points satisfy $\lambda_2 = \bar{\lambda}_1$.

2.2. Computing the accessory parameters. The computationally intensive step in the numerical construction of Lawson symmetric CMC surfaces is the search for the accessory parameters A and B in the DPW potential which satisfy the intrinsic and extrinsic closing conditions, thereby making unitarizable monodromy and trivial monodromy at the Sym points, thereby closing the surface periods. The infinite dimensional space of accessory parameters is approximated by power series truncation. The accessory parameters are computed by optimization (minimization) algorithms. The function to be minimized (objective function) is constructed to measure how far a set of generators of the monodromy group of the DPW potential is from being simultaneously unitarizable. This measure is computed as the average over a set of equally spaced sample points on the unit circle in the spectral plane. To speed up these lengthy calculations, the objective function is computed in parallel over the sample points simultaneously on a multicore computer. Once the accessory parameters in the DPW potential are found, the diagonal unitarizer, computed as in [20], is used as the initial value for the holomorphic frame so that the monodromy is unitary.

The monodromies were computed with an adaptive Runge-Kutta-Fehlberg 4(5) ODE solver with absolute and relative error tolerances set to 10^{-12} , and the minimization was performed with the gradient-free optimization algorithms PRAXIS, BOBYQA and Nelder-Mead, chosen heuristically.

To compute the holomorphic accessory parameters A and B , expand at $\lambda = 0$

$$A = \sum_{k=0}^{\infty} a_k \lambda^k \quad \text{and} \quad B = \sum_{k=0}^{\infty} b_k \lambda^k$$

and for a finite N , approximate by truncation

$$A^N = \sum_{k=0}^N a_k \lambda^k \quad \text{and} \quad B^N = \sum_{k=0}^N b_k \lambda^k.$$

Based on proposition 2, we define the *objective function* \mathcal{F} as a non-negative function measuring how close the monodromy is from being unitarizable and hence how close the surface is to being closed, with $\mathcal{F} = 0$ representing exact unitarizability. More precisely, \mathcal{F} is the root mean square of the imaginary parts of the monodromy half-traces, penalized when their real parts fail to be in $[-1, 1]$. To define \mathcal{F} , consider $\mathcal{F}_1: \mathbb{S}^1 \times \mathbb{C}^N \times \mathbb{C}^N \rightarrow \mathbb{R}$ measuring unitarizability at one point $\mu \in \mathbb{S}^1$

$$\mathcal{F}_1(\mu, a_0, \dots, a_N, b_0, \dots, b_N) = \frac{1}{4} (\chi(t_{12}) + \chi(t_{13}) + \chi(t_{23}) + \chi(t_{24})),$$

where $t_{ij} = \frac{1}{2} \text{tr}(M_i M_j)$ ($i, j \in \{1, \dots, 4\}$) for the monodromy matrices M_i of the connection $\nabla = d + \eta_{A(\mu), B(\mu)}$ on the four-punctured sphere $\mathbb{C}\mathbb{P}^1 \setminus \{\pm z_0, \pm z_1\}$ and $\chi: \mathbb{C} \rightarrow \mathbb{R}$ given by

$$\chi(t) = (\text{Im } t)^2 + (\max(0, |\text{Re } t| - 1))^2$$

is the squared distance from t to the line segment $[-1, 1]$ in the complex plane. Then $\mathcal{F}: \mathbb{C}^N \times \mathbb{C}^N \rightarrow \mathbb{R}$ is defined by

$$\mathcal{F}(a_0, \dots, a_N, b_0, \dots, b_N) = \sqrt{\frac{1}{K} \sum_{k=1}^K \mathcal{F}_1(\mu_k, a_0, \dots, a_N, b_0, \dots, b_N)}$$

where \mathcal{F}_1 is evaluated at a finite number of equally spaced sample points $\mu_1, \dots, \mu_K \in \mathbb{S}^1$. In the case of rectangular Lawson symmetric surfaces, by the antiholomorphic symmetry it suffices to take μ_1, \dots, μ_K along the upper half of \mathbb{S}^1 .

The extrinsic closing conditions (1.4) in proposition 1 for Sym points $\lambda_1, \lambda_2 \in \mathbb{S}^1$, is enforced in the numerical search by replacing B by C via

$$(2.2) \quad B = fR + hC,$$

where R is defined in proposition 1, f is the unique polynomial of degree ≤ 3 satisfying

$$f(\lambda_1) = z_0^2 \lambda_1, \quad f(\lambda_2) = z_1^2 \lambda_2, \quad f'(\lambda_1) = z_0^2, \quad f'(\lambda_2) = z_1^2$$

and

$$h(\lambda) = (\lambda - \lambda_1^2)(\lambda - \lambda_2^2).$$

The coefficients of A and C truncated to

$$C^N = \sum_{k=0}^N c_k \lambda^k$$

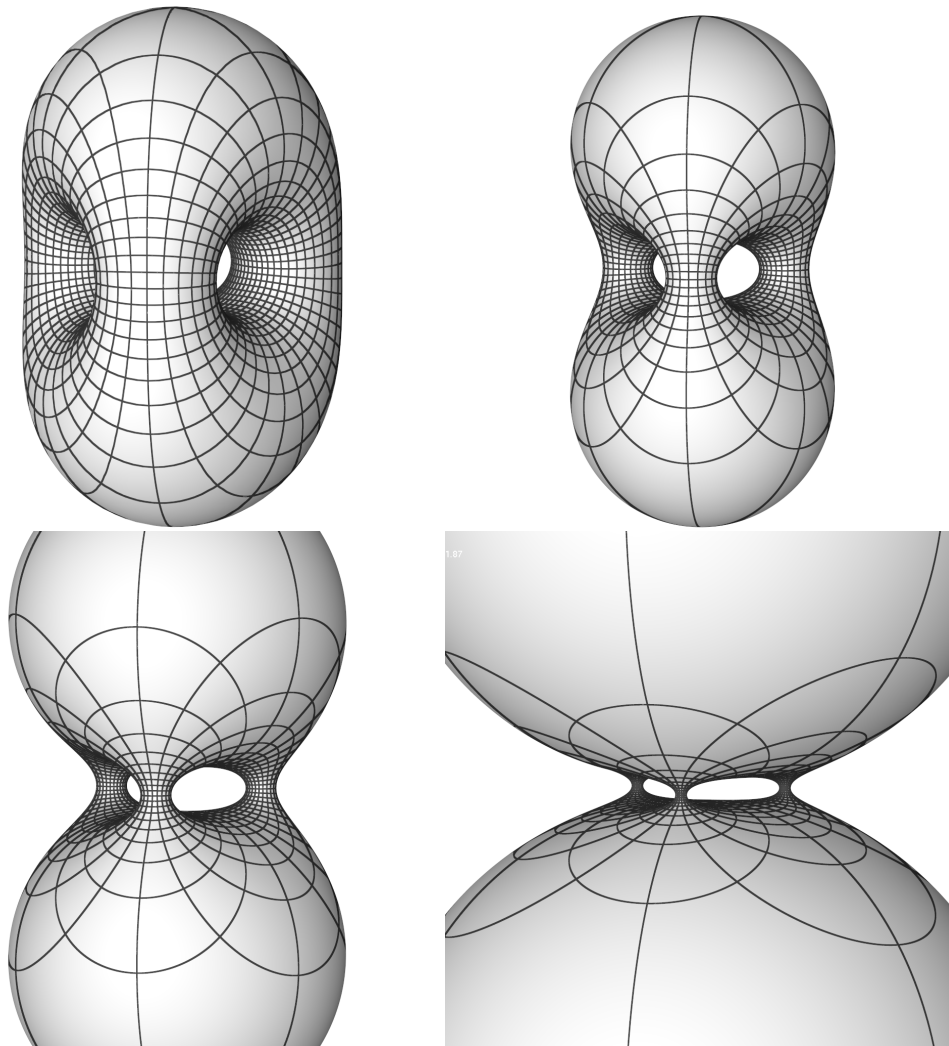


FIGURE 2. Family I of CMC surfaces of genus 2 in \mathbb{S}^3 , starting at the Lawson surface (upper left). As the necks shrink as the lobes expand, the surfaces converge to a double covered minimal sphere as singular limit.

are the free variables in the numerical search.

2.3. The Lawson surfaces $\xi_{g,1}$. An initial test of our experimental setup was to compute the Lawson surfaces $\xi_{g,1}$ for $g = 1, \dots, 6$ (figure 1). The case genus $g = 1$ recovers the Clifford torus. For genus $g = 2$, the numerically computed surface has the symmetries φ_2 , φ_3 and τ . Moreover, it has an additional space orientation reversing and an anti-holomorphic symmetry. The first symmetry is induced by the property that A and B are even functions of λ while the later symmetry follows from the reality of A and B . It then can be deduced that the minimal surface in \mathbb{S}^3 must be the Lawson surface $\xi_{2,1}$. Note that an energy formula (analogous to the energy formula in [9]) applied to our numerical DPW potential yields an area of 21.91, a value which only slightly differs from what has been numerically computed in [13] using the Willmore flow.

2.4. Family I: CMC deformations of the Lawson surfaces $\xi_{g,1}$. In designing deformations from the Lawson surfaces, physical intuition suggests that the pressure differential inside and outside the CMC surface breaks the ambient space orientation-reversing symmetries. In terms of the DPW potential, the accessory parameters $A(\lambda)$ and $B(\lambda)$ are no longer even functions of λ , as can be deduced from the Sym point condition (1.4) in proposition 1.

In the case of genus $g = 1$ we reconstructed via the DPW potential (2.1) the 1-parameter family of homogeneous tori of spectral genus 0, starting at the Clifford torus, and its bifurcations into CMC tori of spectral genus 1 [19]. Along this family are bifurcations to the Delaunay tori of spectral genus 1. The bifurcation appears in our setup as follows. The zero $\lambda_0 > 1$ of B which is closest to the origin is of order 2 for the Clifford torus. As it crosses the unit circle it can continue either as a double zero to the inside or bifurcate to two simple zeros reflected across the unit circle. When it continues as a double zero the CMC tori remain homogeneous whereas in the second case one obtains unduloidal rotational Delaunay tori of spectral genus 1.

In the case of genus $g = 2$, we numerically searched for and found minimizers of \mathcal{F} starting with the initial data of the Lawson surface on a slightly deformed rectangular Lawson symmetric Riemann surface. Repeating, we obtained a family of Lawson symmetric CMC surfaces through the Lawson surface $\xi_{2,1}$. This family of Lawson symmetric CMC surfaces is shown in figure 2.

We further computed the deformation family from $\xi_{3,1}$ and expect that such a 1-parameter deformation of Lawson symmetric CMC surfaces exists for each genus realizing the expected 1-dimensional CMC deformation family of $\xi_{g,1}$ [21].

2.5. Family II: a flow through CMC surfaces of genus 2. We found an additional 1-parameter family of rectangular Lawson symmetric CMC surfaces by modifying the objective function \mathcal{F} to enforce the condition that B and $A + 1$ have a common zero λ_0 inside the unit disk. A detailed discussion of this condition can be found in section 3.

Figure 3 shows a sequence in this family which converges to a singular limit which is a chain of three round CMC spheres in \mathbb{S}^3 . Figure 4 depicts a different stereographic projection of same family, in which the symmetries φ_2 and τ appear as symmetries of Euclidean 3-space. In this view the surfaces appear as 2-lobed Delaunay tori into which a piece of a Delaunay cylinder is glued.

Figure 5 plots the the Riemann surfaces structures and the mean curvature of the numerically computed families I and II of Lawson symmetric CMC surfaces of genus 2.

3. OUTLOOK

In our experiments we have constructed two families of compact genus 2 CMC surfaces in the 3-sphere. While the experiments not only give evidence for surfaces families, but hint toward a notion of a generalized spectral curve for compact CMC surfaces. We propose a notion of spectral genus in terms of the parabolic structures.

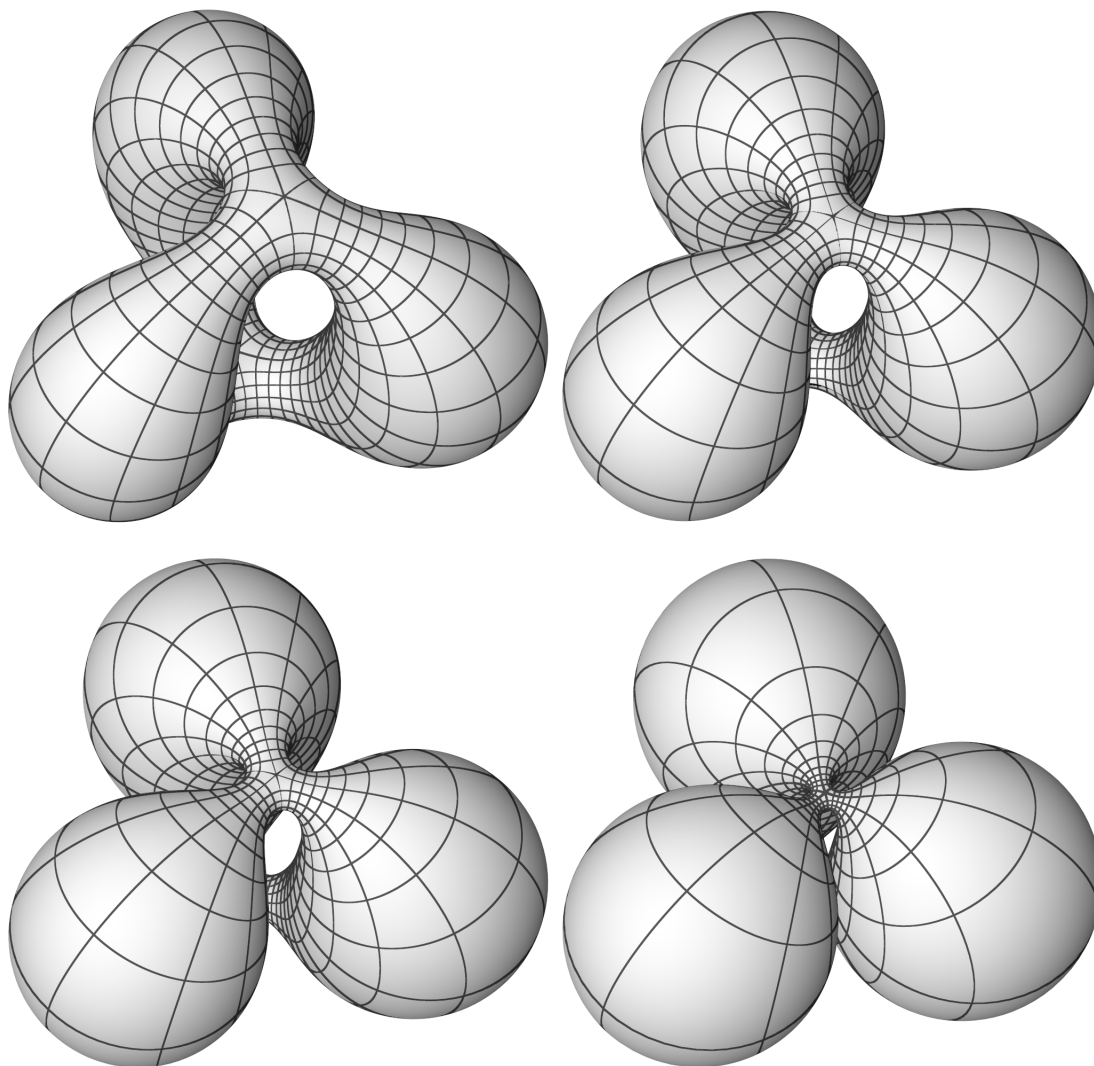


FIGURE 3. Family II of CMC surfaces in \mathbb{S}^3 of genus 2. This stereographic projection exposes their \mathbb{Z}_3 symmetry. Unlike family I, this family is not connected to the Lawson minimal surface $\xi_{2,1}$. The flow is conjectured to limit to a necklace of three CMC spheres (lower right) as the conformal type degenerates.

3.1. Parabolic structures. A parabolic structure, which prescribes boundary data to a flat connection on a punctured Riemann surface, is an analog of the induced holomorphic structure of a flat connection on a compact surface; in fact, there is a strong relationship between the two notions [3]. For our purposes it is enough to consider parabolic structures for Fuchsian systems, that is, meromorphic connections on a punctured \mathbb{P}^1 with first order poles. For details see [23, 3].

The general form of a $\mathfrak{sl}(2, \mathbb{C})$ Fuchsian system is

$$(3.1) \quad \nabla = d + \sum_{i=1}^n A_n \frac{dz}{z - z_n}$$

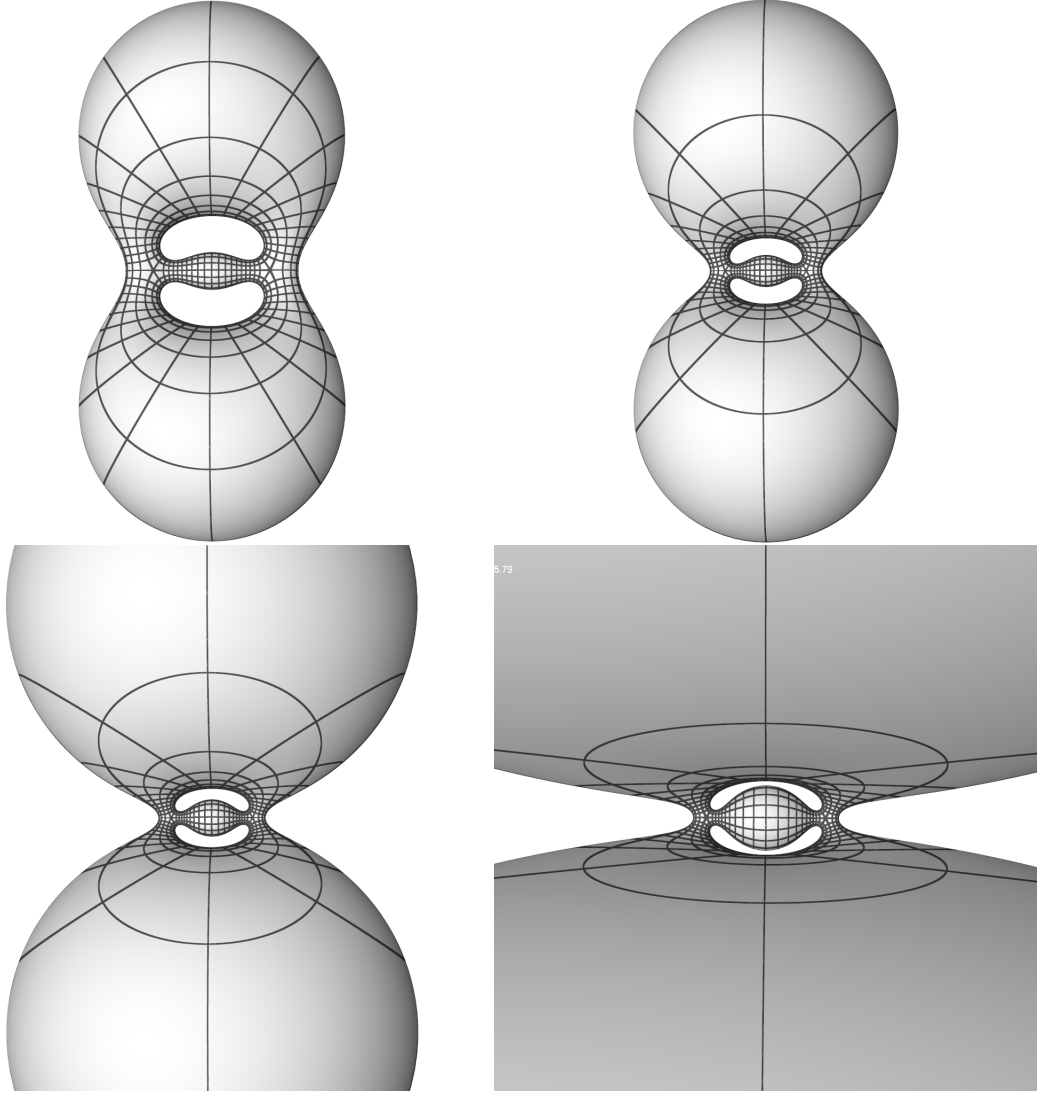


FIGURE 4. A different stereographic projection of genus 2 CMC surfaces of family II. In this view, the flow can be seen to mimic that of the 2-lobe Delaunay tori, but with a piece of a Delaunay cylinder glued in.

with residues $A_1, \dots, A_n \in \mathfrak{sl}(2, \mathbb{C})$, and pairwise distinct singularities $z_1, \dots, z_n \in \mathbb{C}$ of ∇ . We assume $z = \infty$ is not a singularity, so $\sum A_i = 0$, and specialize to the case that each A_i has an eigenvalue $\rho_i \in]0, \frac{1}{2}[$, with corresponding eigenline E_i . The parabolic structure of ∇ is then given by the filtrations

$$0 \subset E_i \subset \mathbb{C}^2$$

over the singularities together with the corresponding weight filtrations $(\rho_i, -\rho_i)$: the line E_i is equipped with the weight ρ_i , while \mathbb{C}^2/E_i is equipped with the weight $-\rho_i$. The parabolic degree of a holomorphic line subbundle $L \subset \underline{\mathbb{C}}^2$ is

$$\text{pdeg } L = \deg L + \sum_i \gamma_i,$$

where γ_i is defined to be ρ_i if $L_{p_i} = E_i$ and $-\rho_i$ otherwise ($i = 1, \dots, n$).

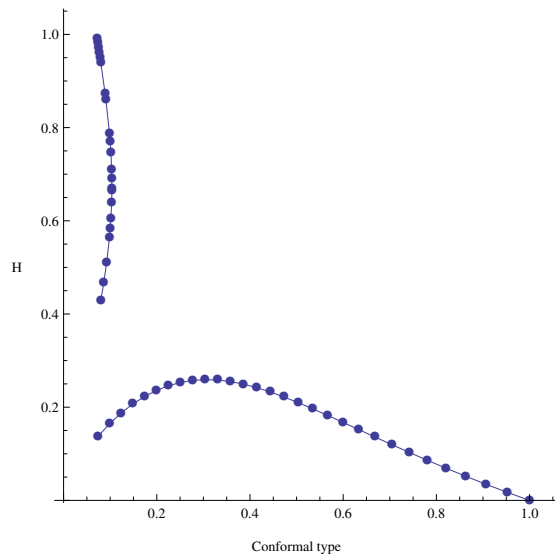


FIGURE 5. The two families I and II of numerically computed CMC surfaces in \mathbb{S}^3 of genus 2, plotting conformal type against mean curvature. The horizontal curve represents Family I, starting at the Lawson surface (lower right) and limiting to a doubly covered minimal 2-sphere at the origin (lower left). The vertical curve is Family II, conjectured to limit to a necklace of three spheres as the mean curvature decreases.

If ∇ has a unitarizable monodromy representation, then the parabolic degree for every holomorphic line subbundle $L \subset \underline{\mathbb{C}}^2$ is non-positive, and is negative if ∇ is irreducible. Parabolic structures satisfying this property are called semi-stable respectively stable. Conversely, by Mehta and Seshadri [23] every stable parabolic structure is determined by a unitary representation of the fundamental group of the punctured Riemann surface. Hence, every stable parabolic structure as defined above admits a Fuchsian system with unitarizable monodromy representation, see also [2] for a more differential-geometric approach.

3.2. Unstable parabolic structures of Lawson symmetric CMC surfaces.

Consider the DPW potential η (1.3) for a genus 2 Lawson symmetric CMC surface. As in [11], η can be gauged to a λ -family of Fuchsian systems. The induced parabolic structures at $\lambda \in \mathbb{C}^\times$ extend holomorphically to $\lambda = 0$. The parabolic structure of a Lawson symmetric CMC surface is stable for generic λ , since the parabolic structures for λ on the unit circle are generically stable, and stability is an open condition. The following proposition characterizes the unstable parabolic structures:

Proposition 3. *The parabolic structure induced by $d + \eta_{A(\lambda_0), B(\lambda_0)}$ for $\lambda_0 \in \mathbb{C}^\times$ is unstable if and only if B and $A + 1$ vanish at λ_0 , with orders satisfying $\text{ord}_{\lambda_0} B \leq \text{ord}_{\lambda_0}(A + 1)$.*

Proof. If $B(\lambda_0) = 0$ and $A(\lambda_0) = -1$ then $d+\eta$ can be gauged to the Fuchsian system

$$d + \left(\begin{array}{cc} \frac{2}{3} \frac{z(2Cz_0^2z_1^2+z_0^2+z_1^2)}{(z^2-z_0^2)(z^2-z_1^2)} & -\frac{16}{9} \frac{z_0^2z_1^2(z^2C+1)}{(z^2-z_0^2)(z^2-z_1^2)} \\ \frac{z^2+Cz_0^2z_1^2}{(z^2-z_0^2)(z^2-z_1^2)} & -\frac{2}{3} \frac{z(2Cz_0^2z_1^2+z_0^2+z_1^2)}{(z^2-z_0^2)(z^2-z_1^2)} \end{array} \right) dz$$

where $C = \frac{A(\lambda_0)+1}{B(\lambda_0)} \in \mathbb{C}$ by assumption. The eigenlines of the residues of this Fuchsian system at the singularities $z = \pm z_0, \pm z_1$ with respect to the eigenvalue $\frac{1}{3}$ are $\mathbb{C} \begin{pmatrix} \frac{4}{3}z \\ 1 \end{pmatrix}$.

Hence they coincide with the fibers of a line subbundle of degree -1 at $z = \pm z_0, \pm z_1$, so the induced parabolic structure is unstable. The converse, the proof of which would lead too far afield, can be deduced from results in [8]. \square

3.3. Generalized spectral genus for Lawson symmetric CMC surfaces of genus 2. Proposition 3 provides a means to distinguish the two experimental Lawson symmetric CMC families. For family I, at the Lawson surface $\xi_{2,1}$ and surfaces nearby, B does not vanish in the unit disk. As the family progresses from the Lawson surface to the doubly covered minimal sphere as singular limit, a first order zero λ_0 of B crosses the unit circle into the unit disk and approaches $\lambda = 0$ (figure 2). Since for this family $A(\lambda_0) = -\frac{2}{3} \neq -1$, the corresponding parabolic structures at λ_0 are stable by proposition 3.

In fact it can be shown that for each member of family I, for spectral parameter λ inside the unit disk the corresponding parabolic structures is stable or strictly semi-stable. The proof of this relies on the fact that within families of Lawson symmetric flat connections, unstable parabolic structures cannot disappear, but a detailed proof of this fact would need a careful treatment of the moduli spaces of flat connections and parabolic structures [9, 8]. On the other hand, for all members of family II, as noted in section 2, B and $A+1$ have a single common zero λ_0 of first order inside the unit disk, so the corresponding parabolic structure at λ_0 is unstable by proposition 3. As unstable parabolic structures do not admit unitarizable flat connections, any λ_0 at which the corresponding parabolic structure is unstable cannot cross the unit circle, where the connections are unitarizable. Hence the number of points λ_0 in the unit disk at which the corresponding parabolic structure is unstable is an invariant of a family of genus 2 Lawson symmetric CMC surfaces.

This shows that the two families can be distinguished by the number of unstable parabolic structures inside the unit disk, 0 for family I and 1 for family II. While this number might be the only integer invariant of (Lawson symmetric) families of CMC surfaces of genus 2, the authors expect that in the study of the moduli space of compact CMC surfaces, the number of strictly semi-stable parabolic structures inside the unit disk will also play a role. In fact, the existence of a pair of isomorphic strictly semi-stable parabolic structures at λ_1 and $1/\overline{\lambda_1}$ reflected across the unit circle would imply the existence of parallel line subbundles at λ_1 and $1/\overline{\lambda_1}$, yielding the existence of a nontrivial isospectral deformation of the CMC surface, see [9] and references therein. For none of our numerically computed surfaces does there exist a parallel line subbundle for a spectral parameter λ away from the unit circle. Therefore, these surfaces cannot have any isospectral deformations.

REFERENCES

- [1] B. Andrews and H. Li, *Embedded constant mean curvature tori in the three-sphere*, arXiv:1204.5007v3.
- [2] O. Biquard, *Fibrés paraboliques stables et connexions singulières plates*, Bull. Soc. Math. France **119** (1991), 231–257.
- [3] I. Biswas, *Parabolic bundles as orbifold bundles*, Duke Math. J. **88** (1997), no. 2, 305–325.
- [4] A. I. Bobenko, *Surfaces of constant mean curvature and integrable equations*, Uspekhi Mat. Nauk **46** (1991), no. 4(280), 3–42, 192.
- [5] S. Brendle, *Embedded minimal tori in S^3 and the Lawson conjecture*, Acta Math. **211** (2013), no. 2, 177–190.
- [6] J. Dorfmeister, F. Pedit, and H. Wu, *Weierstrass type representation of harmonic maps into symmetric spaces*, Comm. Anal. Geom. **6** (1998), no. 4, 633–668.
- [7] J. Dorfmeister and H. Wu, *Unitarization of loop group representations of fundamental groups*, Nagoya Math. J. **187** (2007), 1–33.
- [8] L. Heller and Heller. S., *Abelianization of fuchsian systems on a 4-punctured sphere and applications*, arXiv:1404.7707v2.
- [9] S. Heller, *A spectral curve approach to lawson symmetric cmc surfaces of genus 2*, to appear *Math. Ann.*
- [10] ———, *Higher genus minimal surfaces in S^3 and stable bundles*, J. Reine Angew. Math. **685** (2013), 105–122.
- [11] ———, *Lawson’s genus two surface and meromorphic connections*, Math. Z. **274** (2013), no. 3–4, 745–760.
- [12] N. J. Hitchin, *Harmonic maps from a 2-torus to the 3-sphere*, J. Differential Geom. **31** (1990), no. 3, 627–710.
- [13] L. Hsu, R. Kusner, and J. Sullivan, *Minimizing the squared mean curvature integral for surfaces in space forms*, Experiment. Math. **1** (1992), no. 3, 191–207.
- [14] N. Kapouleas, *Compact constant mean curvature surfaces in Euclidean three-space*, J. Differential Geom. **33** (1991), no. 3, 683–715.
- [15] ———, *Constant mean curvature surfaces constructed by fusing Wente tori*, Invent. Math. **119** (1995), no. 3, 443–518.
- [16] H. Karcher, U. Pinkall, and I. Sterling, *New minimal surfaces in S^3* , J. Differential Geom. **28** (1988), no. 2, 169–185.
- [17] M. Kilian, I. McIntosh, and N. Schmitt, *New constant mean curvature surfaces*, Experiment. Math. **9** (2000), no. 4, 595–611.
- [18] M. Kilian and M. Schmidt, *On the moduli of constant mean curvature cylinders of finite type in the 3-sphere*, arXiv:0712.0108v2, 2008.
- [19] M. Kilian, M. U. Schmidt, and N. Schmitt, *Flows of constant mean curvature tori in the 3-sphere: the equivariant case*, arXiv:1011.2875v2, 2010.
- [20] M. Kilian and N. Schmitt, *Constant mean curvature cylinders with irregular ends*, J. Math. Soc. Japan **65** (2013), no. 3, 775–786.
- [21] R. Kusner, R. Mazzeo, and D. Pollack, *The moduli space of complete embedded constant mean curvature surfaces*, Geom. Funct. Anal. **6** (1996), no. 1, 120–137.
- [22] H. B. Lawson, Jr., *Complete minimal surfaces in S^3* , Ann. of Math. (2) **92** (1970), 335–374.
- [23] V. B. Mehta and C. S. Seshadri, *Moduli of vector bundles on curves with parabolic structures*, Math. Ann. **248** (1980), no. 3, 205–239.
- [24] U. Pinkall and I. Sterling, *On the classification of constant mean curvature tori*, Ann. of Math. (2) **130** (1989), no. 2, 407–451.
- [25] N. Schmitt, M. Kilian, S.-P. Kobayashi, and W. Rossmann, *Unitarization of monodromy representations and constant mean curvature trinoids in 3-dimensional space forms*, J. Lond. Math. Soc. (2) **75** (2007), no. 3, 563–581.

SEBASTIAN HELLER, INSTITUT FÜR MATHEMATIK, UNIVERSITÄT TÜBINGEN, AUF DER MORGENSTELLE 10, 72076 TUBINGEN, GERMANY

NICHOLAS SCHMITT, INSTITUT FÜR MATHEMATIK, UNIVERSITÄT TÜBINGEN, AUF DER MORGENSTELLE 10, 72076 TUBINGEN, GERMANY

E-mail address: `heller@mathematik.uni-tuebingen.de`

E-mail address: `nschmitt@mathematik.uni-tuebingen.de`