

STELLAR DIAMETERS AND TEMPERATURES III. MAIN SEQUENCE A, F, G, & K STARS: ADDITIONAL HIGH-PRECISION MEASUREMENTS AND EMPIRICAL RELATIONS

TABETHA S. BOYAJIAN^{1,2}, KASPAR VON BRAUN^{3,4}, GERARD VAN BELLE⁵,
CHRIS FARRINGTON⁶, GAIL SCHAEFER⁶, JEREMY JONES¹, RUSSEL WHITE¹, HAROLD A. MCALISTER¹, THEO A. TEN
BRUMMELAAR⁶, STEPHEN RIDGWAY⁷, DOUGLAS GIES¹, LASZLO STURMANN⁶, JUDIT STURMANN⁶, NILS H. TURNER⁶, P. J.
GOLDFINGER⁶, NORM VARGAS⁶

Draft version June 14, 2013

ABSTRACT

Based on CHARA Array measurements, we present the angular diameters of 23 nearby, main-sequence stars, ranging from spectral type A7 to K0, five of which are exoplanet host stars. We derive linear radii, effective temperatures, and absolute luminosities of the stars using *HIPPARCOS* parallaxes and measured bolometric fluxes. The new data are combined with previously published values to create an *Angular Diameter Anthology* of measured angular diameters to main-sequence stars (luminosity class V and IV). This compilation consists of 125 stars with diameter uncertainties of less than 5%, ranging in spectral types from A to M. The large quantity of empirical data are used to derive color-temperature relations to an assortment of color indices in the Johnson (*BVR_IJHK*), Cousins (*R_CI_C*), Kron (*R_KI_K*), Sloan (*griz*), and WISE (*W₃W₄*) photometric systems. These relations have an average standard deviation of $\sim 3\%$ and are valid for stars with spectral types A0 to M4. To derive even more accurate relations for Sun-like stars, we also determined these temperature relations omitting early-type stars ($T_{\text{eff}} > 6750$ K) that may have biased luminosity estimates because of rapid rotation; for this subset the dispersion is only $\sim 2.5\%$. We find effective temperatures in agreement within a couple percent for the interferometrically characterized sample of main sequence stars compared to those derived via the infrared-flux method and spectroscopic analysis.

Subject headings: Stars: fundamental parameters, Stars: late-type, Stars: low-mass, Infrared: stars, Techniques: interferometric, Techniques: high angular resolution, Stars: atmospheres, Stars: general, (Stars:) Hertzsprung-Russell and C-M diagrams, (Stars:) planetary systems

1. INTRODUCTION

Aside from our Sun, stars are often-times considered unresolved point sources, with no readily measurable 2-D structure obtainable. However, current technology enables measurements of angular diameters of stars with somewhat large angular sizes ($\theta > \text{a few} \times \sim 0.1$ mas, where θ is the angular diameter) to be spatially resolved via long-baseline optical/infrared interferometry (LBOI) (refer to references in Table 3 for examples). The two general flavors of observable stellar diameters include evolved stars (giants/supergiants), whose extended linear diameter compensates for their relatively large distance from the observer, and main-sequence stars, whose linear size remains non-inflated from stellar evolution and therefore must reside in the observer's close vicinity. It is these nearby stars with known parallaxes and interferometrically measured angular sizes that enable us to

empirically determine the absolute properties of the star, namely the linear radius and effective temperature (e.g. Boyajian et al. 2012a).

Stellar properties can also be indirectly estimated from comparisons of spectral lines and predictions from atmospheric models. Strengths in such stellar atmosphere and evolutionary models as well as less-direct methods of characterizing stellar properties do not just rely upon the input physics; very often it is necessary to calibrate the zero points from direct measurements. The ability to characterize empirically the fundamental properties of stars through interferometry provides us with the critical information needed to constrain and allow improvements for stellar atmosphere and evolutionary models (Andersen 1991; Torres et al. 2010).

General characterization of stars using spectroscopic analysis in combination with evolutionary models (e.g., Valenti & Fischer 2005; Takeda 2007) are dependent on the accuracies of models and uniqueness of solutions obtainable. Such model atmosphere codes used to analyze the stellar spectrum are dependent on many variables such as metallicity, temperature, gravity, and microturbulent velocity, and existing degeneracies between parameters make for difficult analysis given such a large and correlated parameter space. Spectroscopic solutions for effective temperature, surface gravity, and atmospheric abundances are the leading constraints to subsequent analysis using evolutionary models, where the stellar mass and radius may be determined.

¹ Center for High Angular Resolution Astronomy and Department of Physics and Astronomy, Georgia State University, P. O. Box 4106, Atlanta, GA 30302-4106

² Department of Astronomy, Yale University, New Haven, CT 06511

³ NASA Exoplanet Science Institute, California Institute of Technology, MC 100-22, Pasadena, CA 91125

⁴ Max Planck Institute for Astronomy, Königstuhl 17, 69117 Heidelberg

⁵ Lowell Observatory, Flagstaff, AZ 86001

⁶ The CHARA Array, Mount Wilson Observatory, Mount Wilson, CA 91023

⁷ National Optical Astronomy Observatory, P.O. Box 26732, Tucson, AZ 85726-6732

The work in Boyajian et al. (2012a) compares interferometrically determined properties to those using model-dependent methods. They find that the use of spectroscopically or photometrically defined properties tend to overestimate the effective temperatures compared to directly measured values. This discrepancy in temperature is strongly correlated to an offset in spectroscopically measured surface gravities - consequently yielding higher masses and younger ages for the stars studied (see their figures 22 and 23). Offsets in spectroscopic surface gravities have also been noted to be present through spectroscopic analysis alone, as discussed in section 7.4 of Valenti & Fischer (2005). However as they note, the lack of data available to calibrate these properties limits the accuracies of their solutions. Iterative techniques using interferometrically constrained parameters in combination with spectroscopic analysis have proven to yield robust results, such as the one used in Crepp et al. (2012). Unfortunately, however, such targets are scarce, given the observability requirements (brightness and proximity) of LBOI.

Stellar temperatures from the infrared flux method (IRFM), a technique first developed by Blackwell & Shallis (1977), is a popular substitute for defining stellar properties, and the least model dependent behind interferometric measurements. The photometrically based IRFM is advantageous in approach because it may be applied to a large number of stars, spanning a large range in metallicities. Tremendous work has blossomed in the field over the past few decades, however its true validity is somewhat plagued by systematic differences between the temperature scales used in the literature, which can be as large as ~ 100 K (see González Hernández & Bonifacio 2009; Casagrande et al. 2010, and references therein). As many argue, the zero-point calibration of the IRFM lacks the empirical data as a good foundation - always referring to the paucity of interferometric measurements available.

A few years past, we embarked on a interferometric survey of main-sequence stars, as previously reported in the works of Boyajian et al. (2012a,b) (these are papers entitled **Stellar Diameters and Temperatures I** and **II** we hereafter abbreviate as DT1 and DT2, respectively). This work is the third installment of stellar diameters pertaining to this survey (abbreviated DT3), where we continue to populate the literature with accurate stellar parameters of these nearby stars measured with interferometry. In this paper, we report new angular diameters of 18 stars and improved precision on 5 additional stars, with average uncertainty in the angular diameter of 2% (Section 2.1). In Section 2.2, we present an overview of angular diameters, listing all main-sequence stars that have interferometrically measured angular diameters with better than 5% precision. Sections 2.3 and 2.4 describe the radii, temperatures, bolometric fluxes, luminosities, masses, and ages for the entirely interferometrically characterized sample. Finally, in Section 3 we present the results to color - temperature relations calibrated using our empirical data set, and we present our conclusions in Section 4.

2. TARGETS AND ANGULAR DIAMETERS

A census of angular diameter measurements of lower-mass K- and M-dwarfs recently enumerated in DT2 yield a total of 33 stars. In this work, we expand on the DT2 sample to describe fully the current state of measured angular diameters including all A-, F-, and G-type main-sequence stars. We follow the same method and criteria as in DT2, admitting only stars where the angular diameter was measured to better than 5%.

In addition to the collection of literature measurements, in this work we present new angular diameters for 23 stars (Section 2.1). Stars with multiple measurements are also examined in Section 2.2, where we determine mean values for use in the determination of their fundamental properties (Section 2.3) and the analysis of the data (Section 3).

2.1. Observations with the CHARA Array

Akin to the observing outlined in DT1 and DT2, observations for this project were made with the CHARA Array, a long-baseline optical/infrared interferometer located on Mount Wilson Observatory in southern California (see ten Brummelaar et al. 2005 for details). The target stars were selected based on their approximate angular size (a function of their intrinsic linear size and distance to the observer). We limit the selection to stars with angular sizes > 0.45 mas, in order to adequately resolve their sizes to a few percent precision with the selected instrument set-up. Note that all stars that meet this requirement are brighter than the instrumental limits of our detector by several magnitudes. The stars also have no known stellar companion within three arcseconds to avoid contamination of incoherent light in the interferometers field of view. From 2008 to 2012, we used the CHARA Classic beam combiner operating in H -band ($\lambda_H = 1.67\mu\text{m}$) and K' -band ($\lambda_{K'} = 2.14\mu\text{m}$) to collect observations of 23 stars using CHARA's longest baseline combinations. A log of the observations can be found in Table 1.

As is customary, all science targets were observed in bracketed sequences along with calibrator stars. To choose an appropriate calibrator star in the vicinity of the science target, we used the SearchCal tool developed by the JMMC Working Group (Bonneau et al. 2006, 2011). These calibrator stars are listed in Table 1, and the value of the estimated angular diameters θ_{EST} is taken from the SearchCal catalog value for the estimated limb-darkened angular diameter. In order to ensure carefully calibrated observations and to minimize systematics, we employ the same observing directive we initiated and followed in DT1 and DT2: each star must be observed 1) on more than one night 2) using more than one baseline, and 3) with more than one calibrator. Of the 23 stars in Table 1, only HD 136202 did not meet the second requirement of revisiting it on another baseline, but the data give us no reason to reject it only based on this shortcoming, since a sufficient number of observations were collected over time on the nights we did observe this star. All other directive requirements were met by all stars.

In addition to the observing directives mentioned above, we also follow the guidelines described in van Belle & van Belle (2005) for choosing unresolved calibrators in order to alleviate any bias in the measurements introduced with the assumed calibrator diameter. At the CHARA Array, this limit on the calibra-

tor’s estimated angular diameter is $\theta_{EST} < 0.45$ mas, and this criteria is met for 30 of the observed calibrators in this paper. In practice however, we find that some science stars do not have more than one suitably unresolved calibrators available nearby to observe. As such, we must extend this calibrator size limit to slightly larger, $\theta_{EST} < 0.5$ mas sizes, adding an additional 14 additional calibrator stars to our program⁸. While this is less than ideal, it is important to note that any star observed with a slightly larger calibrator star is also observed with a more unresolved calibrator, and calibration tests show no variance in the calibrated visibilities from these objects compared to each other⁹. As a whole, the calibrators observed have average magnitudes of $V = 6.0$, $H = 5.0$, $K = 4.9$ and an average angular diameter of 0.41 ± 0.03 mas.

The calibrated visibilities for each object are fit to the uniform disk θ_{UD} and limb-darkened θ_{LD} angular diameter functions, as defined in Hanbury Brown et al. (1974). We use a non-linear least-squares fitting routine written in IDL to solve for each value of θ_{UD} and θ_{LD} as well as the errors, assuming a reduced $\chi^2 = 1$. In order to correct for limb-darkening, we use the linear limb-darkening coefficients from Claret (2000), calculated from ATLAS models. We employ an iterative procedure to identify the correct limb-darkening coefficients to use since those coefficients are dependent on the assumed atmospheric properties of the source. For main-sequence stars in the range of this sample, we find that only the assumed temperature contributes to a marked change in the limb-darkened value, whereas both surface gravity and metallicity do not provide additional constraints. As such, initial guesses of the object’s temperature are used for the preliminary fit to determine θ_{LD} . This value for θ_{LD} is used with the measured bolometric flux to derive a temperature, as described in Section 2.3. This new temperature, often not so different from the initial guess, is then used to search for a tweaked limb-darkening coefficient, if needed. This procedure is typically repeated only once, for changes within the grid increments are 250 K, and the average correction needed is on the order of only a few percent¹⁰.

A table of the new angular diameters of the target stars can be found in Table 2. In Figures 1, 2, 3, and 4 we show the data and limb-darkened diameter fit for each star.

Of the 23 angular diameters we present in this paper, we measured the diameters of five stars known to host exoplanets: HD 10697, HD 11964, HD 186427, HD 217014, and HD 217107. Each of these stars have directly measured diameters in the literature from previous works, al-

though with the exception of HD 217014, the previously published values have large errors (see Baines et al. 2008, 2009; van Belle & von Braun 2009). Numerous values for indirectly derived angular diameters are cited for these stars as well, spawning from the application of the infrared flux method (IRFM), spectral energy distribution (SED) fitting, and surface-brightness (SB) relations (Ramírez & Meléndez 2005; Casagrande et al. 2010; González Hernández & Bonifacio 2009; van Belle et al. 2008; Lafrasse et al. 2010). Our new measurements of the 5 exoplanet host star diameters are compared to the various literature values in Figure 5. Figure 5 shows that the SB technique (*squares*; Lafrasse et al. 2010) provides the best agreement with our directly measured diameters, where $\theta_{\text{this work}}/\theta_{\text{SB}} = 1.028 \pm 0.047$ is the average and standard deviation of the two methods. This is similar agreement of angular diameters measured in DT2 compared to values by other interferometers of $\theta_{\text{DT2}}/\theta_{\text{Reference}} = 1.008$.

2.2. Angular Diameters in the Literature and Stars with Multiple Measurements: The Anthology

All stars with published angular diameters are listed in Table 3, which includes 94 measurements from 24 papers. Like DT2, this collection only admits stars with diameter errors $< 5\%$. Each star’s respective state of evolution is also considered, and we filter the results to stars on or near the main-sequence stars (luminosity classes V or IV). There are several stars meeting these requirements that have multiple measurements, and we mark them as such in Table 3, reducing the total count from 94 down to 71 unique sources. In the bottom partition of Table 3, we list the weighted mean of these values for each of these sources with multiple measurements. These stars with measurements from multiple sources agree by $< 1\%$ on average, with the exception of two cases: HD 146233 and HD 185395. The reason for the disagreement between these two measurements can only be associated to errors in calibration, and thus these data are omitted in the remainder of the analysis.

We do not include data for the rapidly rotating early-type stars observed by Monnier et al. (2007); van Belle et al. (2001) (Altair; α Aql; HR 7557; HD 187642: A7 Vn), Zhao et al. (2009); van Belle et al. (2006) (Alderamin; α Cep; HR 8162; HD 203280: A8 Vn), Zhao et al. (2009) (Rasalhague; α Oph; HR 6556; HD 159561: A5 IVnn), Che et al. (2011) (Caph; β Cas; HR 21, HD 432: F2 III), and Che et al. (2011); McAlister et al. (2005) (Regulus; α Leo; HR 3982; HD 87901: B8 IVn) in Table 3. Due to their high rotational velocities observed at close to break-up speeds, observations of stars such as these show polar to equatorial temperature gradients on the order of several thousands of Kelvin. These characteristics make the stars unfavorable as calibrators for the relationships we derive in this paper linking color to effective temperature.

Finally, we note that we do not repeat the information in Table 3 for the low-mass K- and M- dwarfs studied in DT2. That selection consists of 33 stars, and their stellar properties are collected in a manner identical to the one followed here. Inclusion of the low-mass stars in DT2 leads to a total of 125 main-sequence stars studied with interferometry (33 from DT2, 69 from literature + 23 from this work that are new).

⁸ We mark stars with $\theta_{EST} > 0.45$ in Table 1

⁹ These calibrator size limits are also maintained when pertaining to the calibrators observed in DT1 and DT2, as described within the observations section of each respective paper.

¹⁰ Although the implementation of this iterative procedure was practiced within DT2, it was not within the analysis of DT1 diameters. Therefore, we performed a complete re-evaluation of the limb-darkened angular diameter fits for all the stars in DT1. We found that in response to the iterative procedure, the limb-darkening coefficient did not change for 19 of the 44 stars, even though the assumed initial temperature stayed the same for only 6 of these 19. Using the modified limb-darkening coefficients changed the diameters of only 11 of the 44 stars by < 0.1 sigma and the other 14 of the 44 stars by 0.1 to 0.3 sigma. This change of much less than 1-sigma using modified coefficients is on the order of what is quoted for the errors in the limb-darkening coefficients themselves.

2.3. Stellar Radii, Effective Temperatures, and Luminosities

Each measurement of the stellar angular diameter is converted to a linear radius using *Hipparcos* distances from van Leeuwen (2007). Errors in distance and interferometrically measured angular diameter are propagated into the uncertainty of the linear radius, however due to the close proximity of the targets to the Sun, the error in angular diameter is the dominant source of error, not the distance.

We present new measurements of the stellar bolometric flux F_{BOL} for all stars with interferometric measurements listed in Table 3. The technique is described in detail in van Belle et al. (2008), and is the same tool we employed in several previous works (for example, see von Braun et al. 2011a,b; Boyajian et al. 2012a,b). This approach involves collecting all broad-band photometric measurements available in the literature and fitting an observed spectral template from the Pickles (1998) spectral atlas, essentially resulting in a model-independent bolometric flux for each star.

We have further expanded upon this technique by adding the spectrophotometric data found in the catalogs of Burnashev (1985), Kharitonov et al. (1988), Alekseeva et al. (1996, 1997), and Glushneva et al. (1998b,a). Once an initial F_{BOL} fit was derived using the established technique, spectrophotometry from these catalogs were included in a second SED fit, which typically resulted in an improvement in the formal error for F_{BOL} dropping from $\sim 0.56\%$ to $\sim 0.14\%$ for 61 of our stars present in these catalogs. This iterative approach allowed us to screen for outlying spectrophotometric data that did not agree with the photometry; the multiple spectrophotometric data sets permitted a further check against each other for those stars present in multiple catalogs. *Note that only statistical uncertainties are taken into account, assuming that photometry from different sources have uncorrelated error bars.* Although our SED fitting code has the option to fit the data for reddening, we fixed $A_V = 0$ for these stars, given their distances were all $d < 40\text{pc}$. For each star, Table 4 lists the input photometry and corresponding reference. The results and description of the iterative SED fitting routine are in Table 5.

The bolometric flux is then used to calculate the temperature of the star through the Stephan-Boltzmann equation:

$$T_{\text{eff}} = 2341(F_{\text{BOL}}/\theta^2)^{0.25} \quad (1)$$

where the units for F_{BOL} are in 10^{-8} erg/s/cm² and the angular diameter θ is the interferometrically measured limb-darkened angular diameter in units of milli-arcseconds. The stellar absolute luminosity is also calculated from the bolometric flux and *Hipparcos* distance. These values are tabulated in Table 3, which includes properties for all new stars presented in this work (Section 2.1), as well as the collection of literature stars described in Section 2.2.

No single publication has metallicity estimates for all the stars in the sample, so instead we use metallicities gathered from the Anderson & Francis (2011) catalog, where the values they quote are averages from numerous available references. The 4 stars that have no metal-

licity data are HD 56537, HD 213558, HD 218396, and HD 222603, as noted in Table 3¹¹. A histogram showing the distribution of the stellar metallicities is plotted in Figure 6. Figure 6 shows that the metallicity distribution of the stars is fairly evenly distributed around $-0.5 < [\text{Fe}/\text{H}] < 0.4$, with a strong peak for stars with solar metallicity.

In Figure 7 and Figure 8 we show H-R diagrams on the temperature - luminosity and temperature-radius planes for all the stars in Table 3 and the stars in table 7 of DT2. In these Figures, the color of the respective data point reflects the metallicity $[\text{Fe}/\text{H}]$ of the star, ranging from -1.26 to $+0.38$ dex, and the size of the respective data point reflects the linear radius R ranging from 0.1869 to $4.517 R_{\odot}$. Temperatures range from 3104 to 9711 K and luminosities range from 0.00338 to $58.457 L_{\odot}$. A representative view of main sequence stellar properties is summarized in Table 6, showing the spectral type, number of stars n , mean color index, and mean effective temperature of each spectral type for the stars in Table 3.

Figure 9 marks the accomplishments of our work in supplying fundamental measurements to main sequence stars over the past few years. Each panel in Figure 9 shows measurements plotted as black open circles, dubbed as *other*. These data are published measurements from works other than those included in DT1, DT2, and DT3 (this work). The *other* measurements also include stars in DT1, DT2, and DT3 that have multiple measurements, and thus are not unique contributions to the ensemble of data (i.e., stars marked with a † in Table 3 and a † or †† in table 7 of DT2). The descending panels add the contributions of DT1, DT2, and DT3, indicated as red, green and blue points within the plot, respectively. A breakdown of the number of stars in each category are as follows. The *other* category totals 52 stars. With the additional measurements presented in this work ($n = 23$), our contributions have more than doubled the number of existing main-sequence diameter measurements, yielding a total of 75 unique sources.

2.4. Estimated Stellar Masses and Ages

The sample of stars with interferometric measurements represents the largest (in linear size, inversely proportional to distance) and brightest (inversely proportional to the square of the distance) population of stars in the local neighborhood. Once we can determine to great accuracy the fundamental properties of these nearby stars, the knowledge may then be used to extend to much broader applications. For stars more massive than $\sim 0.8 M_{\odot}$, their physical properties are likely to have been affected by stellar evolution as they have lived long enough to display observable characteristics marking their journey off the zero age main-sequence.

We derive ages and masses for stars in Table 3 by fitting the measured radii and temperatures to the Yonsei-Yale (Y^2) stellar isochrones (Demarque et al. 2004; Yi et al. 2003; Kim et al. 2002; Yi et al. 2001). Isochrones are generated in increments of 0.1 Gyr steps for each star's metallicity $[\text{Fe}/\text{H}]$ (Table 3), assuming an alpha-element enrichment of $[\alpha/\text{Fe}] = 0$, acceptable for stars with iron

¹¹ Because these stars are A-type stars and are likely to have solar abundances, we assign them a $[\text{Fe}/\text{H}] = 0$ when constructing the color - temperature relations (Section 3).

abundances close to solar. Errors in the age and mass are dependent on the measurement errors in radii and temperature but also in metallicity. However, metallicities for the stars in our sample are averages from numerous available references (Anderson & Francis 2011; see Section 2.3), and thus do not come with uncertainties. Simply assigning a characteristic error on this average metallicity is also not justified, because the stars cover a broad range in spectral type, and metallicities of solar type stars are typically determined to greater accuracy than the stars on the hotter and cooler ends of the sample. Due to the complexity of this aspect, we refrain from quoting errors in the isochrone ages and masses. Representative uncertainty in age and mass can be estimated given a solar type star ($T_{\text{eff}} = 5778$ K and $R = 1 R_{\odot}$, assuming a very conservative 2% and 4% error in T_{eff} and R , respectively), are estimated to be ± 5 Gyr, and 5% in mass. These ages become less reliable for the lowest luminosity stars, as the sensitivity to age from isochrone fitting is minimal. This ultimately leads to unrealistic ages greater than the age of the universe, and thus this region should be regarded with special caution. On the other hand, the ages and masses of the earlier-type stars will be determined to better precision (uncertainty of 20% and 1%, in age and mass, respectively.)

Figures 10 and 11 show the data on the mass - radius and mass - temperature planes, where again the color of the data point reflects the metallicity of the star, and the size of the data point reflects the linear radius¹². Inspection of the Figures 10 and 11 clearly show that for more massive stars, stellar evolution has broadened the correlation between these parameters with stellar age.

On the mass - luminosity plane however, broadening due to evolution is not observed (e.g., see Böhm-Vitense 1989, Chapter 9.6): the data in the top panel of Figure 12 shows the stellar mass versus luminosity, where the size of each data point reflects the linear size of the corresponding star. The bottom panel plots the data without radius information (and thus making the data points smaller), to illustrate more clearly that only the stellar metallicity is a contributing factor in the correlation between the stellar mass and luminosity. Note that the masses for the low-mass stars were derived using empirically-based mass-luminosity relations (as described in DT2), which are currently independent of metallicity, whereas masses for the higher mass stars described here were found by isochrone fitting, with metallicity as a valid input parameter.

3. COLOR - TEMPERATURE RELATIONS

We use the full range of interferometrically characterized stars to determine relations linking color index to effective temperature. This sample consists of luminosity class V and IV stars, ranging from spectral types A0 to M4, having temperatures of ~ 3100 to $10,000$ K, and metallicities of $-0.5 < [\text{Fe}/\text{H}] < 0.4$. The anthology of stellar parameters for the earlier-type stars is presented in Table 3. Data for the later-type stars are taken from DT2 (Boyajian et al. 2012b).

Photometry from various sources was collected to derive the color-temperature relations. There are a total of 125 stars, however some have no measured magnitudes for some of the photometric bandpasses we use. All of the sources have Johnson B and V magnitudes. Near-infrared colors from $2MASS$ in the J , H and K bands are saturated and unreliable due to the fact that these stars are quite bright. Therefore, alternative sources for JHK measurements when possible, keeping to the bandpass of the Johnson system. The cases where alternate Johnson JHK magnitudes are not available, $2MASS$ JHK colors are used, and we discuss the implications of this in Section 3.1. For the stars having only $2MASS$ JHK magnitudes, we convert them to the Johnson system. This is done by combining the transformations in Carpenter (2001) for $2MASS$ to Bessell & Brett with the transformations in Bessell & Brett (1988) for Bessell & Brett to Johnson¹³. Table 7 designates the magnitudes that use the transformation with a superscript c .

Where available, we collect R and I magnitudes from the systems of Johnson R_J, I_J (e.g., Johnson et al. 1966a), Cousins R_C, I_C (e.g., Cousins 1980), and Kron R_K, I_K (e.g., Kron et al. 1957). The most prevalent under sampling of photometric data is within the Cousins system and the Kron system, where of the 125 stars, only 34 and 64 stars have such measurements (for Cousins and Kron, respectively).

Magnitudes from the All-Sky Release Source Catalog from the WISE mission (Wright et al. 2010) are available for most stars with the W4 filter ($22.1 \mu\text{m}$), as it saturates on stars brighter than $W4 = -0.4$ mags. Approximately half of the stars in our sample have unsaturated WISE W3 ($11.6 \mu\text{m}$) magnitudes, where the saturation limit is for stars brighter than $W3 = 3.8$ mags. The WISE W1 and W2 systems have much fainter magnitude limits, and are completely saturated for all stars in this sample¹⁴.

Synthetic Sloan g, r, i, z magnitudes are also available for the majority of stars through the works of Ofek (2008); Pickles & Depagne (2010). Although these synthetic magnitudes are carefully calibrated, we caution that some of the calculations rely on measurements from the $2MASS$ catalog, that are saturated for most stars in this sample (as mentioned above). For our sample of stars, we find no statistically significant differences in the published magnitudes from the two references (the accuracies of these synthetic magnitudes are not tested here), and thus we chose to use the average of the Ofek (2008) and Pickles & Depagne (2010) values when constructing the color - temperature relations. All magnitudes used in the color - temperature relations are listed in Table 7 for each star.

We use MPFIT, a non-linear, least-squares fitting routine in IDL (Markwardt 2009) to fit the observed color index to the measured temperatures of the stars in each bandpass. All stars with available photometry in said bandpass are fit to a 3rd order polynomial in the form of:

¹³ We use the updated Carpenter (2001) transformations available at <http://www.astro.caltech.edu/jmc/2mass/v3/transformations/>

¹⁴ http://wise2.ipac.caltech.edu/docs/release/allsky/expsup/sec6_3d.html

¹² As opposed to isochrone fitting, masses for the low-mass stars studied in DT2 are found using the empirically-based mass - luminosity relation from Henry & McCarthy (1993) (see text in DT2 for details).

$$T_{\text{eff}} = a_0 + a_1X + a_2X^2 + a_3X^3 \quad (2)$$

where the variable X represents the color index and a_0, a_1, a_2, a_3 are each solution's coefficients. In Table 8, we list 33 color-indices and their coefficients derived in this manner. Table 8 also lists the number of points used in the fit (where the total number of points will be < 125 if photometry is not available for stars in some bandpasses), the range in color-index where the relation holds true, and the standard deviation about the fit expressed as a normalized percentage, calculated as $\text{Std.Dev.} \left((T_{i,\text{Obs}} - T_{i,\text{Calc}}) / T_{i,\text{Obs}} \times 100 \right)$. Figures 13, 14, 15, 16, and 17 show the solutions and the data for each of the 33 color indices analyzed. In the discussions that follow, we comment on solutions using varied approaches in detail.

3.1. Slippery Solutions and Crummy Colors

3.1.1. Further Vetting of the Sample

We investigate whether a portion of the scatter about the best fit color - temperature relations is a consequence of slight differences among the stars in the sample. Two possible differences that we consider are (1) distortion of the photosphere caused by rapid rotation, and (2) early post-main sequence evolution. Interferometrically constructed images of rapidly rotating A-stars such as Altair ($v \sin i = 240 \text{ km s}^{-1}$) show it to be distinctively oblate ($R_{\text{pole}} = 1.63 R_{\odot}$ versus $R_{\text{equator}} = 2.03 R_{\odot}$) with severe gravity darkening ($T_{\text{pole}} = 8450 \text{ K}$ versus ($T_{\text{equator}} = 6860 \text{ K}$; Monnier et al. 2007). These effects appear to be common among many early-type stars (see review by van Belle 2012). This compromises interferometrically determined temperatures because the measured radius is orientation-dependent and the strong temperature gradients lead to the apparent luminosity being inclination dependent. For instance, Aufdenberg et al. (2006) calculate that the apparent luminosity of the pole on star Vega is 35% larger than its bolometric luminosity, because of our pole-on line of sight.

Fortunately, these complicating effects are primarily restricted to mid-F and hotter stars. These early-type stars lack a convective zone in their outer atmosphere, and thus the ability to generate a magnetic field that could couple to the stellar wind and magnetically brake the star's rotation. In Section 2.2 we describe the early-type stars that have been omitted from the *Anthology* because of the effects of rapid rotation, as determined from interferometric imaging. The remaining early-type stars included in the *Anthology* may nevertheless have biased radii and apparent luminosities, which could introduce additional scatter into the best fit relations. To eliminate this possible error source, and thus determine even stricter relations for cooler, Sun-like stars, we redo the analysis omitting these early-type stars. Specifically, stars hotter than $T_{\text{eff}} = 6750 \text{ K}$ are excluded, corresponding to spectral type F3, approximately. As can be seen in the H-R diagram plotted in Figure 7, there exists a natural break in the sample at this point. A total of 13 early-type stars are removed for the re-analysis.

We use the same approach of fitting the new subset of data as we did fitting the full sample, described in Section 3. The results are plotted in Figures 13, 14,

15, 16, and 17 as a red dash-dot line. For each color - temperature relation, Table 8 shows the number of points used in the fit, color range where the fit is applicable, coefficients to each polynomial, and the standard deviation (each row is marked with a superscript c to indicate the fit was made omitting the early-type stars). For each color index, we document the maximum difference in temperature predicted using the fits with and without early-type stars in Table 9. Carefully inspecting the differences, we find that most the new fits do not deviate more than a few tenths of a percent from the full AFGKM star solution. Deviations larger than a few percent are manifested at the endpoints of the fit - where the fits omitting the early-type stars better represent the data in most cases. Exceptions are the $(R_J - J)$, $(R_J - H)$, and $(R_J - K)$ color relations, which are subject to poor fitting from lack of sampling on the coolest end of the fits, and use of these three relations in this region should be used with caution. Detailed discussion of the $(B - V)$ - temperature fits follow in Section 3.1.2.

Regarding the latter possible source of error in the color - temperature relations: the *Anthology* is restricted to be 'stars on or near the main-sequence (luminosity classes V or IV)'. However, inspection of the H-R diagram in Figure 7 hints that there is moderate girth in the band of the main-sequence for stars greater than a few tenths of a solar luminosity. While these stars are far off from being giants - and we do not claim to re-classify them as such - their less-than-ZAMS surface gravity could lead to a distinctively different temperature scale than the truly qualified ZAMS population. We do not think that this is a source of error in our analysis for several reasons. The first clue to this not being an issue is that the sample of low-mass stars (i.e., the KM dwarfs from DT2) do not have any less-than-ZAMS surface gravity interlopers, since they are all low-mass enough to be considered un-evolved over the lifetime of the galaxy. Regarding the residuals of the color - temperature relations in this region of low-mass stars, we see that the residuals are of comparable magnitude to the higher-mass stars whom are tainted with evolutionary effects.

We apply a more quantitative approach by inspecting the temperature residuals as a function of surface gravity $\log g$. For this exercise, we derive $\log g$ by the equation $g = GM/R^2$, where G is the gravitational constant, R is the interferometrically measured radius, and M is the mass derived from isochrone fitting. This yields surface gravities for the sample ranging from $\log g = 3.3$ to 5.0, with a mean value of 4.3 and standard deviation of 0.3 dex. By comparing the fractional residuals of the color - temperature fits with surface gravity, we find no evidence that stars with lower $\log g$'s will bias the color - temperature fits.

Although the luminosity classes IV and V do not differentiate the evolutionary state of the stars very well, as pointed out in Section 2.4, we also checked for correlation with luminosity class in the residuals of the color-temperature fits and found none.

3.1.2. Improvement on $(B - V)$ Relations

The robustness of the $(B - V)$ - temperature solution suffers from two artifacts: (1) the need for a higher order polynomial to properly model the data and (2) trends in the residuals with respect to metallicity. Pertaining

to the first issue, the residuals in the $(B - V)$ - temperature relation shown in Figure 13 show that the solution using a 3^{rd} order polynomial does not model the inflection point in the data ($\sim 0.2 < (B - V) < 0.5$; $\sim 6500 < T_{\text{eff}} < 7500$) well, thus yielding temperatures $\sim 5\%$ cooler than observed in this range. In fact, the $(B - V)$ - temperature fit omitting the early-type stars produces temperatures 5% different from the 3^{rd} order polynomial solution (Table 9, Figure 13). Thus, in order to model the full AFGKM sample correctly, we use the approach in DT1 and apply a 6^{th} -order polynomial in order to remove this artifact. The form of this equation is expressed as:

$$T_{\text{eff}} = a_0 + a_1(B - V) + a_2(B - V)^2 + a_3(B - V)^3 + a_4(B - V)^4 + a_5(B - V)^5 + a_6(B - V)^6 \quad (3)$$

where the coefficients are:

$$\begin{aligned} a_0 &= 9552 \pm 19 \\ a_1 &= -17443 \pm 350 \\ a_2 &= 44350 \pm 1762 \\ a_3 &= -68940 \pm 3658 \\ a_4 &= 57338 \pm 3692 \\ a_5 &= -24072 \pm 1793 \\ a_6 &= 4009 \pm 334. \end{aligned}$$

The standard deviation of the fit for Equation 3 is 3.1%, and data are plotted along with the solution and residuals in the top panel of Figure 19. The solution is also displayed in Figure 13 as a dashed line. Although this standard deviation is only slightly smaller than the solution using the 3^{rd} order polynomial fit (3.3%), we note that it maps the region of concern containing the inflection point more accurately. This solution using this 6^{th} -order polynomial fitting the whole sample produces temperatures identical to the solution found by eliminating the early-type stars from the fitting in Section 3.1.1.

With the exception of the $(B - V)$ - temperature relation, the residuals in each color-temperature relation, plotted in Figures 13, 14, 15, 16, 17, and 18, reveal no pattern with respect to the metallicity of the star. Attempts to fit functions dependent on color and metallicity, such as the one developed for the low-mass stars in DT2, were shown not to improve the fits. We note that even within the results of DT2, only mild dependence on metallicity was detected in the multi-variable, color - metallicity - temperature fits, prevalent only for the latest-type stars ($T_{\text{eff}} < 4000$ K, see section 4.1 in DT2). The likely causes for this lack of apparent connection in the data on the color - metallicity - temperature plane are that (1) large photometric errors are prominent throughout the data set and (2) significant errors in the metallicity (especially systematics) may exist. This attribute is complicated further when combined with the fact that the range of metallicity in the sample (roughly $-0.5 < [\text{Fe}/\text{H}] < 0.4$, with two low metallicity outliers) might not be broad enough to detect such an effect observationally.

The metallicity dependence on the $(B - V)$ colors is strongest of all color-indices analyzed. For instance,

both the 3^{rd} and 6^{th} order $(B - V)$ - temperature solutions show residuals correlated with the stellar metallicity (Figures 13 and 19, where stars with higher than solar metallicity have higher temperatures than those with lower metallicities at the same $(B - V)$ color. For this reason, we construct a 2^{nd} order multi-variable function dependent on both the $(B - V)$ color index and metallicity $[\text{Fe}/\text{H}]$ expressed as:

$$T_{\text{eff}} = a_0 + a_1(B - V) + a_2(B - V)^2 + a_3[\text{Fe}/\text{H}] + a_4[\text{Fe}/\text{H}]^2 + a_5(B - V)[\text{Fe}/\text{H}]. \quad (4)$$

We use the sample that omits early-type stars (easily modelled by a lower-order polynomial) in order to remove effects due to metallicity. The fit produces the coefficients:

$$\begin{aligned} a_0 &= 7978 \pm 16 \\ a_1 &= -3811 \pm 36 \\ a_2 &= 636 \pm 17 \\ a_3 &= 479 \pm 26 \\ a_4 &= -126 \pm 19 \\ a_5 &= -150 \pm 22 \end{aligned}$$

The fit uses a total of $n = 111$ points, is valid for $0.32 < (B - V) < 1.73$, and gives a standard deviation about the fit of $\sigma = 2.6\%$, a value now comparable to the best solutions of the other color-indices analyzed. We show the data and solution in Figure 19 plotted for three metallicities $[\text{Fe}/\text{H}] = -0.25, 0.0$, and $+0.25$ (green, black, and red lines, respectively).

The addition of metallicity as a variable to model the $(B - V)$ color - metallicity - temperature connection eliminates the pattern of residuals with respect to metallicity (see bottom panels in Figure 19). Due to the metallicity range of the data, the relation only holds for $-0.25 < [\text{Fe}/\text{H}] < +0.25$, where the data are heavily sampled (Figure 6). For stars with $(B - V) = 0.6$, the calculated temperatures at the high and low metallicity boundaries show a difference of ~ 350 K (or $\sim 5\%$), so therefore a necessary correction is needed for accurate conversions of the stellar temperature from $(B - V)$ colors.

3.1.3. Infrared Colors

As previously mentioned, transformed *2MASS JHK* magnitudes are used for stars that do not have *JHK* magnitudes from an alternate source, and these *2MASS* magnitudes are sketchy due to saturation and have large errors associated with them (e.g., magnitude errors of saturated stars are ~ 0.2 mags). In each color - temperature relation that uses *JHK* magnitudes, we perform an additional fit that includes only stars with alternate *JHK* magnitudes, omitting all stars with saturated *2MASS* colors. Filtering the data in this way decreases the available number of points used in each fit in all cases (up to a 20% drop in sample size).

These solutions are plotted in Figures 13, 14, 15, 16, 17, and 18 as dotted lines along with the relation using the full data set that includes the transformed but saturated

2MASS photometry (solid line). The solutions are shown to be almost identical, deviating to hotter temperatures by only few tens of Kelvin for the earliest type stars. The fractional residuals show in the bottom panel of each relation mark the stars having *2MASS* colors with an \times . These data points comprise the majority of stars with fractional deviations greater than 5% from the solution, especially apparent for stars with temperatures > 6500 K (early F- and A-type stars)¹⁵. The coefficients to the solutions derived omitting any *2MASS* photometry are marked with a superscript *d* in Table 8.

The removal of outliers due to suspected bad photometry improves the standard deviation of the fit by 0.3% to 2.6% (see Table 8). Since the solutions remain almost identical, we estimate that the standard deviations using the modified data sets reflect the true errors of the relations.

3.1.4. Comparison to other works

The infrared flux method (IRFM, Blackwell et al. 1979a) is a semi-empirical method of determining stellar effective temperature, for which the results are always tested and/or calibrated with interferometric data. Here we view from the alternate perspective, and compare our interferometrically derived temperatures to temperatures derived from solutions via the IRFM in the two recent works of Casagrande et al. (2010) and González Hernández & Bonifacio (2009)¹⁶. Figure 20 shows the results of this comparison, displaying side-by-side the effective temperatures using the Casagrande et al. (2010) and González Hernández & Bonifacio (2009) relations (left and right, respectively). For each color index, each panel displays the fractional deviation in temperature for the stars with available photometry, allowing only the effective color ranges for each IRFM reference. Each plot also displays the average offset in the deviation of temperature (expressed in %) as well as the standard deviation of the data, also expressed in %. Note that the IRFM temperature scales in both González Hernández & Bonifacio (2009) and Casagrande et al. (2010) are based off the *2MASS* bandpasses. As such, to make the comparison of the visual to infrared colors ($V - J, V - H, V - K$; bottom six panels in Figure 20), the infrared magnitudes of the *Anthology* stars were transformed to the *2MASS* system by the expressions in Bessell & Brett (1988) and Carpenter (2001).

Agreement is within a couple percent for both references, where the offsets in the González Hernández & Bonifacio (2009) temperature scale are \sim half those from the Casagrande et al. (2010) scale. We find that in all cases, the temperatures derived via the IRFM are higher than those presented here (refer to the $\langle \Delta T/T \rangle$ value in Figure 20).

An effective temperature scale based on the Sloan photometric system was recently evaluated and revised in Pinsonneault et al. (2012). Pinsonneault et al. (2012)

use YREC isochrones in addition to MARCS stellar atmosphere models to derive their temperature relations, adopting a $[\text{Fe}/\text{H}] = -0.2$, and isochrone age on 1 Gyr. We compare the temperatures derived in Pinsonneault et al. (2012) to ours in Figure 21 for the $(g - r)$, $(g - i)$, and $(g - z)$ color indices¹⁷. Similar to the temperature comparisons above of the IRFM, we truncate each panel in color and temperature range to only contain data where the Pinsonneault et al. (2012) relations hold (refer to table caption in their table 2). Within each panel is printed the average offset in the deviation of temperature and the standard deviation of the data. We find agreement of the two temperature scales $< 2\%$, where Pinsonneault et al. (2012) temperatures are systematically higher than interferometric temperatures. This agreement improves to much less than a percent offset in all color - temperature relations if stars with temperatures > 5100 K are compared. On the other hand, if we consider adjusting the temperatures to bring the Pinsonneault et al. (2012) scale (assumed $[\text{Fe}/\text{H}] = -0.2$ dex) to the characteristic metallicity of our sample of close to solar (mean $[\text{Fe}/\text{H}] = -0.02$ dex, median $[\text{Fe}/\text{H}] = -0.01$ dex; in the range that overlaps), the Pinsonneault et al. (2012) model temperatures produce even higher temperature values at a given color index (see their table 3) typically on the order of a few tens of Kelvin. This correction for metallicity would produce a larger offset in temperature, and thus is not a source of the disagreement.

Both the polynomial relations in Casagrande et al. (2010) and González Hernández & Bonifacio (2009) are metallicity dependent, while the Pinsonneault et al. (2012) polynomials take the same form as our own without defining a dependence on metallicity. In each sub-panel for each reference / color index in Figures 20 and 21 we display the residual scatter in comparing our interferometrically determined temperatures to those derived using each polynomial relation. We find that for every instance, this scatter is equivalent to within a couple tenths of a percent to the scatter of our derived relations (Table 8). This supports our approach that the inclusion of metallicity as an additional variable in color - temperature relations is not a necessary factor, with the exception of the $(B - V)$ - temperature relation. While this is true based on the sample employed, it must also be pointed out that the metallicity range encompassed by the interferometric sample is relatively limited. Therefore, any metallicity dependence could still show up in other bands, should the metallicity range be larger.

The Spectroscopic Properties of Cool Stars (SPOCS) catalog (Valenti & Fischer 2005) presents spectroscopic temperature measurements of 68 stars in common with the interferometric sample collected here. In the top panel of Figure 22, we compare the data sets in the same manner as in Figure 20, showing excellent agreement with spectroscopic temperatures as well, with only a 1.7% offset to spectroscopic temperatures preferring higher temperatures compared to interferometric values. The stars at the hot and cool ends of the the plot hint

¹⁵ These stars are also among the brightest in the sample.

¹⁶ Note that the transformations in Casagrande et al. (2010) and González Hernández & Bonifacio (2009) are two-dimensional, 2^{nd} -order polynomials, dependent on both the stellar color index and metallicity $[\text{Fe}/\text{H}]$.

¹⁷ The temperatures are based on the Sloan *griz* filters, and do not apply the zero-point shifts described in Pinsonneault et al. (2012) to transcribing the magnitudes to the Kepler Input Catalog *griz* system.

that a linear trend could arise with an upward slope towards hotter temperatures.

Figure 22 also shows the radii published in the SPOCS catalog versus those with direct interferometric measurements presented here. The radii values for stars in the SPOCS Catalog are computed with the Stephan-Boltzmann law: $R \sim L^{0.5}T^{-2}$. The calculation uses the spectroscopically derived temperature T and the luminosity L , a function of the stellar distance, V -band magnitude, and bolometric correction from VandenBerg & Clem (2003). This comparison is shown in the middle panel of Figure 22, where the average deviation in radii is 3.4%, about double that of the offset in temperature. We find that for stars with radii $< 1.3 R_{\odot}$, the offset averages $\sim 2\%$, whereas most stars larger than this radius are offset in the positive direction, with an average offset of $\sim 5\%$.

The bottom panel in Figure 22 compares the masses we derive M_{Iso} to those in the isochrone masses in the SPOCS Catalog $M_{\text{Iso,SPOCS}}$, which are also derived using the same set of Y^2 isochrones. The SPOCS values are derived by fitting their spectroscopically determined effective temperature, metallicity, alpha element enhancement, and the bolometric correction based luminosity. We find an average offset of -3.9% , where the majority of the low-offset outliers lie between $0.9 M_{\odot}$ and $1.3 M_{\odot}$.

4. CONCLUSION AND SUMMARY OF FUTURE PROSPECTS

Using the CHARA Array, we measure the angular diameters of 23 nearby, main-sequence stars, with an average precision of a couple of percent. Five of these stars were previously measured with LBOI, and our new values show an average of 4.3 times improvement in measurement errors, as well as showing consistency through less direct methods of estimating the stellar angular size. These measurements are added to a collection dubbed as an *Angular Diameter Anthology*, which reports a collection of diameter measurements published in the literature until present time (Table 3). According to our research, the current census totals 125 main-sequence or near main-sequence stars with diameters measured to better than 5%.

We use the interferometrically measured angular diameter in combination with the star’s measured bolometric flux and distance to derive the stellar radius (linear), effective temperature, and absolute luminosity. These absolute quantities are used to derive ages and masses from model isochrones. Using the observed photometric properties of the sample, we are able to build transformations to the stellar effective temperature that are precise to a few percent. The empirical temperatures compared to those derived via models, the IRFM and spectroscopy typically agree within a couple of percent, where the temperatures derived via indirect methods have a tendency to predict higher temperatures compared to those with interferometric observations.

Currently our group is using this interferometric dataset to develop formula to robustly predict stellar angular sizes using broad-band photometry (e.g. see Kervella & Fouqué 2008; van Belle 1999; Barnes & Evans 1976). Such methods of determining stellar sizes are applicable to the interferometry community in search of the perfect calibrator to observe

(Bonneau et al. 2006, 2011). The broader impacts on the astronomical community point to such empirically based calibrations enabling the use of eclipsing binaries as standard candles (Southworth et al. 2005).

Measurements of stellar luminosities and radii are historically among the most difficult fundamental measurements in astronomy. Access to astrometric surveys from space, and availability of optical/infrared facilities on the ground, have provided a break-through in these measurements. The status of such studies for bright, nearby main sequence stars is well represented graphically in Figures 7, 8, 10, 11, and 12. During the last few years, the number of direct measurements of the class as a whole has grown substantially in size and with increased precision. This improvement can be extended to fainter and more distant stars by using these results to improve the calibration of the IRFM or similar methods. We also see that the scatter (presumably astrophysical noise) is now greater than our best estimate of the measurement errors. As shown in Section 3.1, some of this scatter is likely due to metallicity and large photometric errors of such bright and saturated sources. Independent and uniform measures of metallicity will prove to be most informative on the improvement of existing calibrations presented here. Other sources of scatter must exist, but are difficult to allow for in the study of the full ensemble of targets.

The future of interferometric measurements is promising, where appropriate technical improvements (at CHARA this would involve the use of adaptive optics, at VLTI perhaps a new beam combiner) will lead to single target precision of order 1%, extending the observable number of targets with interferometry many fold. While the improvement of diameter precision from 2–3% to $\sim 1\%$ will have great value, it will soon approach the point where the sample is limited by targets that have distance measurements, absolute photometric calibrations, and measurements of metallicities at this level. The ability to learn such absolute properties of stars can open the door to study of essential parameters and phenomena such as age, rotation, and magnetic fields, whose impact on evolution may be important but difficult to detect.

TSB acknowledges support provided through NASA grant ADAP12-0172. STR acknowledges partial support from NASA grant NNH09AK731. We thank the referee for many helpful comments to improve the paper. We thank Mike Bessell for his helpful advice on photometric transformations. We thank Mike Ireland, Tim White, Vincente Maestro, and Daniel Huber for enlightening discussions on precision bolometric flux measurements. The CHARA Array is funded by the National Science Foundation through NSF grants AST-0908253 and AST 1211129, and by Georgia State University through the College of Arts and Sciences. This research has made use of the SIMBAD literature database, operated at CDS, Strasbourg, France, and of NASA’s Astrophysics Data System. This research has made use of the Vizier catalogue access tool, CDS, Strasbourg, France. This publication makes use of data products from the Two Micron All Sky Survey, which is a joint project of the University of Massachusetts and the Infrared Processing and Anal-

ysis Center/California Institute of Technology, funded by the National Aeronautics and Space Administration and the National Science Foundation. This publication makes use of data products from the Wide-field Infrared Survey Explorer, which is a joint project of the University of California, Los Angeles, and the Jet Propulsion Laboratory/California Institute of Technology, funded by the National Aeronautics and Space Administration. This research has made use of the JSDC Jean-Marie Mariotti Center database, available at <http://www.jmmc.fr/jsdc>.

REFERENCES

- Abt, H. A. 1981, *ApJS*, 45, 437
 —. 1985, *ApJS*, 59, 95
 —. 1986, *ApJ*, 309, 260
 —. 2008, *ApJS*, 176, 216
 —. 2009, *ApJS*, 180, 117
- Abt, H. A., & Morrell, N. I. 1995, *ApJS*, 99, 135
- Ahearn, M. F., Dwek, E., & Tokunaga, A. T. 1984, *ApJ*, 282, 803
- Alcaino, G. 1965, *Lowell Observatory Bulletin*, 6, 167
- Alekseeva, G. A. et al. 1996, *Baltic Astronomy*, 5, 603
 —. 1997, *Baltic Astronomy*, 6, 481
- Allen, D. A., & Cragg, T. A. 1983, *MNRAS*, 203, 777
- Alonso, A., Arribas, S., & Martínez-Roger, C. 1994a, *A&A*, 282, 684
 —. 1994b, *A&AS*, 107, 365
 —. 1998, *A&AS*, 131, 209
- Andersen, J. 1991, *A&A Rev.*, 3, 91
- Anderson, E., & Francis, C. 2011, *VizieR Online Data Catalog*, 5137, 0
- Appenzeller, I. 1966, *ZAp*, 64, 269
- Argue, A. N. 1963, *MNRAS*, 125, 557
 —. 1966, *MNRAS*, 133, 475
- Arp, H. C. 1958, *AJ*, 63, 118
- Arribas, S., & Martínez Roger, C. 1987, *A&AS*, 70, 303
 —. 1989a, *A&A*, 215, 305
 —. 1989b, *A&A*, 215, 305
- Aufdenberg, J. P. et al. 2006, *ApJ*, 645, 664
- Aumann, H. H., & Probst, R. G. 1991, *ApJ*, 368, 264
- Baines, E. K., McAlister, H. A., ten Brummelaar, T. A., Sturmman, J., Sturmman, L., Turner, N. H., & Ridgway, S. T. 2009, *ApJ*, 701, 154
- Baines, E. K., McAlister, H. A., ten Brummelaar, T. A., Turner, N. H., Sturmman, J., Sturmman, L., Goldfinger, P. J., & Ridgway, S. T. 2008, *ApJ*, 680, 728
- Baines, E. K. et al. 2012, *ApJ*, 761, 57
- Barnes, T. G., & Evans, D. S. 1976, *MNRAS*, 174, 489
- Barnes, T. G., Evans, D. S., & Moffett, T. J. 1978, *MNRAS*, 183, 285
- Barry, D. C. 1970, *ApJS*, 19, 281
- Baruch, J. E. F., Griffiths, W. K., Nittmann, J., Groote, D., Mountain, C. M., Selby, M. J., & Shallis, M. J. 1983, *MNRAS*, 202, 691
- Bazot, M. et al. 2011, *A&A*, 526, L4
- Beichman, C. A., Neugebauer, G., Habing, H. J., Clegg, P. E., & Chester, T. J., eds. 1988, *Infrared astronomical satellite (IRAS) catalogs and atlases. Volume 1: Explanatory supplement, Vol. 1*
- Belyakina, T. S., & Chugainov, P. F. 1960, *Izvestiya Ordena Trudovogo Krasnogo Znameni Krymskoj Astrofizicheskoj Observatorii*, 22, 257
- Bergeat, J., & Lunel, M. 1980, *A&A*, 87, 139
- Berriman, G., de Campi, W. M., Werner, M. W., & Hatchett, S. P. 1983, *MNRAS*, 205, 859
- Bessell, M. S., & Brett, J. M. 1988, *PASP*, 100, 1134
- Bigot, L., Kervella, P., Thévenin, F., & Ségransan, D. 2006, *A&A*, 446, 635
- Bigot, L. et al. 2011, *A&A*, 534, L3
- Blackwell, D. E., Petford, A. D., Arribas, S., Haddock, D. J., & Selby, M. J. 1990a, *A&A*, 232, 396
 —. 1990b, *A&A*, 232, 396
- Blackwell, D. E., & Shallis, M. J. 1977, *MNRAS*, 180, 177
- Blackwell, D. E., Shallis, M. J., & Selby, M. J. 1979a, *MNRAS*, 188, 847
 —. 1979b, *MNRAS*, 188, 847
- Blanco, C., Marilli, E., & Catalano, S. 1979, *A&AS*, 36, 297
- Böhm-Vitense, E. 1989, *Introduction to Stellar Astrophysics*
- Bok, B. J., Bok, P. F., & Miller, E. W. 1972, *AJ*, 77, 733
- Bonneau, D. et al. 2006, *A&A*, 456, 789
- Bonneau, D., Delfosse, X., Mourard, D., Lafrasse, S., Mella, G., Cetre, S., Clausse, J.-M., & Zins, G. 2011, *A&A*, 535, A53
- Bouchet, P., Slezak, E., Le Bertre, T., Moneti, A., & Manfroid, J. 1989, *A&AS*, 80, 379
- Bouigue, R. 1959, *Annales de l'Observatoire Astron. et Meteo. de Toulouse*, 27, 47
- Bouw, G. D. 1981, *PASP*, 93, 45
- Boyajian, T. S. et al. 2012a, *ApJ*, 746, 101
 —. 2012b, *ApJ*, 757, 112
- Breger, M. 1968, *AJ*, 73, 84
 —. 1974, *ApJ*, 188, 53
- Breger, M., & Kuhl, L. V. 1970, *ApJ*, 160, 1129
- Burnashev, B. I. 1985, *Bulletin Crimean Astrophysical Observatory*, 66, 152
- Caillault, J.-P., & Patterson, J. 1990, *AJ*, 100, 825
- Campins, H., Rieke, G. H., & Lebofsky, M. J. 1985, *AJ*, 90, 896
- Carney, B. W. 1979, *ApJ*, 233, 211
 —. 1983a, *AJ*, 88, 623
 —. 1983b, *AJ*, 88, 610
- Carney, B. W., & Aaronson, M. 1979, *AJ*, 84, 867
- Carpenter, J. M. 2001, *AJ*, 121, 2851
- Carter, B. S. 1990, *MNRAS*, 242, 1
- Casagrande, L., Ramírez, I., Meléndez, J., Bessell, M., & Asplund, M. 2010, *A&A*, 512, A54
- Castor, J. I., & Simon, T. 1983, *ApJ*, 265, 304
- Celis, S., L. 1975, *A&AS*, 22, 9
- Che, X. et al. 2011, *ApJ*, 732, 68
- Chiavassa, A., Bigot, L., Kervella, P., Matter, A., Lopez, B., Collet, R., Magic, Z., & Asplund, M. 2012, *A&A*, 540, A5
- Claret, A. 2000, *A&A*, 363, 1081
- Cohen, M., & Barlow, M. J. 1980, *ApJ*, 238, 585
- Cousins, A. W. J. 1962, *Monthly Notes of the Astronomical Society of South Africa*, 21, 20
 —. 1963a, *Monthly Notes of the Astronomical Society of South Africa*, 22, 58
 —. 1963b, *Monthly Notes of the Astronomical Society of South Africa*, 22, 12
 —. 1964a, *Monthly Notes of the Astronomical Society of South Africa*, 23, 175
 —. 1964b, *Monthly Notes of the Astronomical Society of South Africa*, 23, 10
 —. 1972, *Monthly Notes of the Astronomical Society of South Africa*, 31, 69
 —. 1980, *South African Astronomical Observatory Circular*, 1, 166
 —. 1984, *South African Astronomical Observatory Circular*, 8, 59
- Cousins, A. W. J., & Stoy, R. H. 1962, *Royal Greenwich Observatory Bulletins*, 64, 103
- Cowley, A. P. 1976, *PASP*, 88, 95
- Cowley, A. P., & Bidelman, W. P. 1979, *PASP*, 91, 83
- Cowley, A. P., Hiltner, W. A., & Witt, A. N. 1967, *AJ*, 72, 1334
- Creevey, O. L. et al. 2012, *A&A*, 545, A17
- Crepp, J. R. et al. 2012, *ApJ*, 751, 97
- Cutri, R. M. et al. 2003, *2MASS All Sky Catalog of point sources*
- Danziger, I. J., & Dickens, R. J. 1967, *ApJ*, 149, 55
- Davis, J., Ireland, M. J., North, J. R., Robertson, J. G., Tango, W. J., & Tuthill, P. G. 2011, *Publications of the Astronomical Society of Australia*, 28, 58
- Davis, J., & Tango, W. J. 1986, *Nature*, 323, 234
- de Vaucouleurs, G. 1959, *Planet. Space Sci.*, 2, 26
- Demarque, P., Woo, J.-H., Kim, Y.-C., & Yi, S. K. 2004, *ApJS*, 155, 667
- Di Folco, E., Thévenin, F., Kervella, P., Domiciano de Souza, A., Coudé du Foresto, V., Ségransan, D., & Morel, P. 2004, *A&A*, 426, 601
- Ducati, J. R. 2002, *VizieR Online Data Catalog*, 2237, 0
- Eggen, O. J. 1965, *The Observatory*, 85, 191
- Elias, J. H., Bell, R., Matthews, K., & Neugebauer, G. 1989, *PASP*, 101, 1121
- Elias, J. H., Frogel, J. A., Matthews, K., & Neugebauer, G. 1982, *AJ*, 87, 1029
- Elliott, J. E. 1974, *AJ*, 79, 1082
- Encrenaz, T., Engels, D., & Krautter, J. 1984, *A&A*, 140, L13
- Engels, D., Sherwood, W. A., Wamsteker, W., & Schultz, G. V. 1981, *A&AS*, 45, 5
- Eppe, E. A. 1972, *Royal Greenwich Observatory Bulletins*, 176, 127
- Evans, II, N. J., Levreault, R. M., Beckwith, S., & Skrutskie, M. 1987, *ApJ*, 320, 364
- Feinstein, A. 1974, *AJ*, 79, 1290
- Fernie, J. D. 1969, *JRASC*, 63, 133
 —. 1983, *ApJS*, 52, 7
- Fernie, J. D., Hagen, Jr., J. P., Hagen, G. L., & McClure, L. 1971, *PASP*, 83, 79
- Fitch, W. S. 1955, *ApJ*, 121, 690
- Frank, J., King, A. R., Sherrington, M. R., Jameson, R. F., & Axon, D. J. 1981, *MNRAS*, 195, 505

- Frogel, J. A., Persson, S. E., Matthews, K., & Aaronson, M. 1978, *ApJ*, 220, 75
- Gascoigne, S. C. B. 1962, *MNRAS*, 124, 201
- Gehrz, R. D., Hackwell, J. A., & Jones, T. W. 1974, *ApJ*, 191, 675
- Gehrz, R. D., & Woolf, N. J. 1970, *ApJ*, 161, L213
- . 1971, *ApJ*, 165, 285
- Ghosh, S. K., Iyengar, K. V. K., Tandon, S. N., Verma, R. P., Daniel, R. R., & Rengarajan, T. N. 1984, *MNRAS*, 206, 611
- Gillett, F. C., Low, F. J., & Stein, W. A. 1968, *ApJ*, 154, 677
- Glass, I. S. 1974, *Monthly Notes of the Astronomical Society of South Africa*, 33, 53
- . 1975, *MNRAS*, 171, 19P
- Glushneva, I. N., Doroshenko, V. T., Fetisova, T. S., Khruzina, T. S., Kolotilov, E. A., Mossakovskaya, L. V., Ovchinnikov, S. L., & Voloshina, I. B. 1998a, *VizieR Online Data Catalog*, 3208, 0
- Glushneva, I. N. et al. 1998b, *VizieR Online Data Catalog*, 3207, 0
- González Hernández, J. I., & Bonifacio, P. 2009, *A&A*, 497, 497
- Grant, G. 1959, *ApJ*, 129, 62
- Gray, R. O. 1989, *AJ*, 98, 1049
- Gray, R. O., Corbally, C. J., Garrison, R. F., McFadden, M. T., Bubar, E. J., McGahee, C. E., O'Donoghue, A. A., & Knox, E. R. 2006, *AJ*, 132, 161
- Gray, R. O., Corbally, C. J., Garrison, R. F., McFadden, M. T., & Robinson, P. E. 2003, *AJ*, 126, 2048
- Gray, R. O., & Garrison, R. F. 1989a, *ApJS*, 69, 301
- . 1989b, *ApJS*, 70, 623
- Gray, R. O., Napier, M. G., & Winkler, L. I. 2001, *AJ*, 121, 2148
- Guetter, H. H. 1977, *AJ*, 82, 598
- . 1979, *AJ*, 84, 1846
- Gutierrez-Moreno, A., & et al. 1966, *Publications of the Department of Astronomy University of Chile*, 1, 1
- Gutierrez-Moreno, A., & Moreno, H. 1968, *ApJS*, 15, 459
- Haas, M., & Leinert, C. 1990, *A&A*, 230, 87
- Hagen, G. L., & van den Bergh, S. 1967, *Publications of the David Dunlap Observatory*, 2, 479
- Häggkvist, L., & Oja, T. 1966, *Arkiv for Astronomi*, 4, 137
- . 1969a, *Arkiv for Astronomi*, 5, 303
- . 1969b, *Arkiv for Astronomi*, 5, 125
- . 1970, *A&AS*, 1, 199
- Häggkvist, L., & Oja, T. 1970, *Private Communication*, 0
- Hanbury Brown, R. H., Davis, J., Lake, R. J. W., & Thompson, R. J. 1974, *MNRAS*, 167, 475
- Harlan, E. A. 1974, *AJ*, 79, 682
- Harris, III, D. L., & Upgren, A. R. 1964, *ApJ*, 140, 151
- Henry, J. P., Becklin, E. E., & Telesco, C. M. 1984, *ApJ*, 280, 98
- Henry, T. J., & McCarthy, Jr., D. W. 1993, *AJ*, 106, 773
- Hogg, A. R. 1958, *Mount Stromlo Observatory Mimeographs*, 2, 1
- Houk, N., & Cowley, A. P. 1975, *University of Michigan Catalogue of two-dimensional spectral types for the HD stars. Volume I*.
- Huber, D. et al. 2012, *ApJ*, 760, 32
- Humphreys, R. M., Strecker, D. W., & Ney, E. P. 1971, *ApJ*, 167, L35
- . 1972, *ApJ*, 172, 75
- Imagawa, F. 1967, *Memoirs Faculty of Sciences University of Kyoto*, 31, 93
- Iriarte, B., Johnson, H. L., Mitchell, R. I., & Wisniewski, W. K. 1965, *S&T*, 30, 21
- Irvine, W. M., Simon, T., Menzel, D. H., Charon, J., Leconte, G., Griboval, P., & Young, A. T. 1968a, *AJ*, 73, 251
- Irvine, W. M., Simon, T., Menzel, D. H., Pikoos, C., & Young, A. T. 1968b, *AJ*, 73, 807
- Irwin, J. B. 1961, *ApJS*, 6, 253
- Jennens, P. A., & Helfer, H. L. 1975, *MNRAS*, 172, 667
- Jensen, K. S. 1981, *A&AS*, 45, 455
- Jerzykiewicz, M., & Serkowski, K. 1966, *PASP*, 78, 546
- Johnson, H. L. 1953, *ApJ*, 117, 361
- . 1964, *Boletin de los Observatorios Tonantzintla y Tacubaya*, 3, 305
- . 1965, *Communications of the Lunar and Planetary Laboratory*, 3, 73
- . 1967, *ApJ*, 149, 345
- Johnson, H. L., & Harris, D. L. 1954, *ApJ*, 120, 196
- Johnson, H. L., & Knuckles, C. F. 1957, *ApJ*, 126, 113
- Johnson, H. L., MacArthur, J. W., & Mitchell, R. I. 1968, *ApJ*, 152, 465
- Johnson, H. L., & Mitchell, R. I. 1975, *Revista Mexicana de Astronomia y Astrofisica*, 1, 299
- Johnson, H. L., Mitchell, R. I., Iriarte, B., & Wisniewski, W. Z. 1966a, *Communications of the Lunar and Planetary Laboratory*, 4, 99
- . 1966b, *Communications of the Lunar and Planetary Laboratory*, 4, 99
- Johnson, H. L., & Morgan, W. W. 1953, *ApJ*, 117, 313
- Jones, R. V., Carney, B. W., & Latham, D. W. 1988, *ApJ*, 332, 206
- Kakaras, G., Straizys, V., Sudzius, J., & Zdanavicius, K. 1968, *Vilnius Astronomijos Observatorijos Biuletėnis*, 22, 3
- Katz, J. I., Wright, E. L., & Lawrence, C. R. 1984, *AJ*, 89, 1604
- Keenan, P. C., & McNeil, R. C. 1989, *ApJS*, 71, 245
- Kenyon, S. J. 1988, *AJ*, 96, 337
- Kenyon, S. J., & Gallagher, J. S. 1983, *AJ*, 88, 666
- Kervella, P., & Fouqué, P. 2008, *A&A*, 491, 855
- Kervella, P., Thévenin, F., Morel, P., Berthomieu, G., Bordé, P., & Provost, J. 2004, *A&A*, 413, 251
- Kervella, P., Thévenin, F., Morel, P., Bordé, P., & Di Folco, E. 2003a, *A&A*, 408, 681
- Kervella, P., Thévenin, F., Ségransan, D., Berthomieu, G., Lopez, B., Morel, P., & Provost, J. 2003b, *A&A*, 404, 1087
- Kharitonov, A. V., Tereshchenko, V. M., & Knyazeva, L. N. 1988, *The spectrophotometric catalogue of stars. Book of reference. (The spectrophotometric catalogue of stars. Book of reference., by Kharitonov, A. V.; Tereshchenko, V. M.; Knyazeva, L. N.. Nauka, Alma-Ata (USSR), 1988, 478 p., ISBN 5-628-00165-1, Price 4 Rbl. 80 Kop.)*
- Kim, Y.-C., Demarque, P., Yi, S. K., & Alexander, D. R. 2002, *ApJS*, 143, 499
- Kornilov, V. G., Volkov, I. M., Zakharov, A. I., Kozyreva, L. N., Kornilova, L. N., & et al. 1991, *Trudy Gosudarstvennogo Astronomicheskogo Instituta*, 63, 4
- Kozok, J. R. 1985, *A&AS*, 61, 387
- Kron, G. E., Gascoigne, S. C. B., & White, H. S. 1957, *AJ*, 62, 205
- Lafrasse, S., Mella, G., Bonneau, D., Duvert, G., Delfosse, X., Chesneau, O., & Chelli, A. 2010, in *Society of Photo-Optical Instrumentation Engineers (SPIE) Conference Series*, Vol. 7734, *Society of Photo-Optical Instrumentation Engineers (SPIE) Conference Series*
- Lake, R. 1962, *Monthly Notes of the Astronomical Society of South Africa*, 21, 191
- . 1964a, *Monthly Notes of the Astronomical Society of South Africa*, 23, 14
- . 1964b, *Monthly Notes of the Astronomical Society of South Africa*, 23, 136
- . 1965, *Monthly Notes of the Astronomical Society of South Africa*, 24, 41
- Leggett, S. K., Bartholomew, M., Mountain, C. M., & Selby, M. J. 1986, *MNRAS*, 223, 443
- Leitherer, C., Hefele, H., Stahl, O., & Wolf, B. 1982, *A&A*, 108, 102
- Leitherer, C., & Wolf, B. 1984, *A&A*, 132, 151
- Levato, H., & Abt, H. A. 1978, *PASP*, 90, 429
- Ligi, R. et al. 2012, *A&A*, 545, A5
- Little-Marenin, I. R., Simon, T., Ayres, T. R., Cohen, N. L., Feldman, P. A., Linsky, J. L., Little, S. J., & Lyons, R. 1986, *ApJ*, 303, 780
- Ljunggren, B., & Oja, T. 1961, *Uppsala Astronomical Observatory Annals*, 4, 1
- Lonsdale, C. J., Becklin, E. E., Lee, T. J., & Stewart, J. M. 1982, *AJ*, 87, 1819
- Low, F. J., & Johnson, H. L. 1964, *ApJ*, 139, 1130
- Lutz, T. E. 1971, *PASP*, 83, 488
- Macrae, D. A. 1952, *ApJ*, 116, 592
- Markwardt, C. B. 2009, in *Astronomical Society of the Pacific Conference Series*, Vol. 411, *Astronomical Data Analysis Software and Systems XVIII*, ed. D. A. Bohlender, D. Durand, & P. Dowler, 251+–
- Marlborough, J. M. 1964, *AJ*, 69, 215
- McAlister, H. A. et al. 2005, *ApJ*, 628, 439
- McClure, R. D. 1970, *AJ*, 75, 41
- . 1976, *AJ*, 81, 182
- Mendoza, E. E. 1967, *Boletin de los Observatorios Tonantzintla y Tacubaya*, 4, 149
- . 1968, *Publications of the Observatoire Astronomie Nacional Cerro Calan*, 1, 106
- Mendoza, E. E., Gomez, V. T., & Gonzalez, S. 1978, *AJ*, 83, 606

- Mendoza, E. E., & Gonzalez, S. F. 1974, *Revista Mexicana de Astronomia y Astrofisica*, 1, 67
- Mermilliod, J.-C. 1986, *Catalogue of Eggen's UBV data.*, 0 (1986), 0
- Mermilliod, J. C. 1997, *VizieR Online Data Catalog*, 2168, 0
- Miczaika, G. R. 1954, *AJ*, 59, 233
- Mitchell, R. I., & Schuster, W. J. 1985, *AJ*, 90, 2116
- Moffett, T. J., & Barnes, III, T. G. 1979, *PASP*, 91, 180
- . 1980, *ApJS*, 44, 427
- Monnier, J. D. et al. 2007, *Science*, 317, 342
- Moreno, H. 1971, *A&A*, 12, 442
- Morgan, W. W., & Keenan, P. C. 1973, *ARA&A*, 11, 29
- Mozurkewich, D. et al. 2003, *AJ*, 126, 2502
- Nakagiri, M., & Yamashita, Y. 1979, *Annals of the Tokyo Astronomical Observatory*, 17, 221
- Naur, P. 1955, *ApJ*, 122, 182
- Neckel, H. 1974, *A&AS*, 18, 169
- Neugebauer, G., & Leighton, R. B. 1969a, *NASA Special Publication*, 3047
- . 1969b, *Two-micron sky survey. A preliminary catalogue (NASA SP, Washington: NASA, 1969)*
- Nicolet, B. 1978, *A&AS*, 34, 1
- Niconov, V. B., Nekrasova, S. V., Polosuina, N. S., Rachkovsky, N. D., & Chuvajev, W. K. 1957, *Izvestiya Ordena Trudovogo Krasnogo Znameni Krymskoj Astrofizicheskoj Observatorii*, 17, 42
- Nikrasova, V., Nikonov, V. B., Polosukhina, N. S., & Rybka, E. 1962, *Izvestiya Ordena Trudovogo Krasnogo Znameni Krymskoj Astrofizicheskoj Observatorii*, 27, 228
- Noguchi, K., Kawara, K., Kobayashi, Y., Okuda, H., Sato, S., & Oishi, M. 1981, *PASJ*, 33, 373
- Noguchi, K., Maihara, T., Okuda, H., Sato, S., & Mukai, T. 1977, *PASJ*, 29, 511
- Nordgren, T. E. et al. 1999, *AJ*, 118, 3032
- Nordgren, T. E., Sudol, J. J., & Mozurkewich, D. 2001, *AJ*, 122, 2707
- O'Connell, D. J. K. 1964, *Ricerche Astronomiche*, 6, 523
- Ofek, E. O. 2008, *PASP*, 120, 1128
- Oja, T. 1963, *Arkiv for Astronomi*, 3, 273
- . 1970, *Private Communication*, 0
- . 1983, *A&AS*, 52, 131
- . 1984, *A&AS*, 57, 357
- . 1985a, *A&AS*, 61, 331
- . 1985b, *A&AS*, 59, 461
- . 1986, *A&AS*, 65, 405
- Oosterhoff, P. T. 1960, *Bull. Astron. Inst. Netherlands*, 15, 199
- Osawa, K. 1959, *ApJ*, 130, 159
- Osawa, K., & Hata, S. 1962, *Annals of the Tokyo Astronomical Observatory*, 7, 209
- Penston, M. J. 1973, *MNRAS*, 164, 133
- Persson, S. E., Aaronson, M., & Frogel, J. A. 1977, *AJ*, 82, 729
- Pfleiderer, J., Dachs, J., & Haug, U. 1966, *ZAp*, 64, 116
- Pickles, A., & Depagne, É. 2010, *PASP*, 122, 1437
- Pickles, A. J. 1998, *PASP*, 110, 863
- Pirola, V. 1976, *Observatory and Astrophysics Laboratory University of Helsinki Report*, 1, 0
- Pinsonneault, M. H., An, D., Molenda-Żakowicz, J., Chaplin, W. J., Metcalfe, T. S., & Bruntt, H. 2012, *ApJS*, 199, 30
- Popper, D. M. 1959, *ApJ*, 129, 647
- Price, S. D., & Murdock, T. L. 1983, *AFGL-TR-0208 Environmental Research papers*, 161, 0
- Rakos, K. D. et al. 1982, *A&AS*, 47, 221
- Ramírez, I., & Meléndez, J. 2005, *ApJ*, 626, 465
- Roman, N. G. 1955, *ApJS*, 2, 195
- Roth, M., Echevarria, J., Tapia, M., Carrasco, L., Costero, R., & Rodriguez, L. F. 1984, *A&A*, 137, L9
- Rucinski, S. M. 1983, *Information Bulletin on Variable Stars*, 2277, 1
- Rybka, E. 1969, *Acta Astron*, 19, 229
- Rydgren, A. E., & Vrba, F. J. 1983, *AJ*, 88, 1017
- Sadler, D. H. 1961, *XIth General Assembly - Transactions of the IAU Vol. XI B*, International Astronomical Union, 11, 251
- Sandage, A., & Kowal, C. 1986, *AJ*, 91, 1140
- Sandage, A., & Smith, L. L. 1963, *ApJ*, 137, 1057
- Sanwal, N. B., Parthasarathy, M., & Abhyankar, K. D. 1973, *The Observatory*, 93, 30
- Schild, R. E. 1973, *AJ*, 78, 37
- Schmidt, E. G. 1971, *ApJ*, 165, 335
- Schmitt, J. L. 1971, *ApJ*, 163, 75
- Scoville, N. Z., Gezari, D. Y., Joyce, R. R., & Chin, G. 1979, *AJ*, 84, 1571
- Selby, M. J., Hepburn, I., Blackwell, D. E., Booth, A. J., Haddock, D. J., Arribas, S., Leggett, S. K., & Mountain, C. M. 1988, *A&AS*, 74, 127
- Sellgren, K. 1981, *ApJ*, 245, 138
- Serkowski, K. 1961, *Lowell Observatory Bulletin*, 5, 157
- Shao, C. Y. 1964, *AJ*, 69, 858
- Sharov, A. S. 1958, *Trudy Gosudarstvennogo Astronomicheskogo Instituta*, 29, 3
- Sharpless, S. 1952, *ApJ*, 116, 251
- Sjögren, U. 1964, *Arkiv for Astronomi*, 3, 339
- Southworth, J., Maxted, P. F. L., & Smalley, B. 2005, *A&A*, 429, 645
- Strecker, D. W., Erickson, E. F., & Witteborn, F. C. 1979, *ApJS*, 41, 501
- Sylvester, R. J., Skinner, C. J., Barlow, M. J., & Mannings, V. 1996, *MNRAS*, 279, 915
- Szabados, L. 1980, *Communications of the Konkoly Observatory Hungary*, 76, 1
- . 1981, *Communications of the Konkoly Observatory Hungary*, 77, 1
- Takeda, Y. 2007, *PASJ*, 59, 335
- Tapia, M., Roth, M., Costero, R., & Navarro, S. 1984, *Revista Mexicana de Astronomia y Astrofisica*, 9, 65
- Telesco, C. M., Decher, R., & Gatley, I. 1985, *ApJ*, 299, 896
- . 1986, *ApJ*, 302, 632
- Telesco, C. M., & Gatley, I. 1984, *ApJ*, 284, 557
- ten Brummelaar, T. A. et al. 2005, *ApJ*, 628, 453
- The, P. S., Wesselius, P. R., & Janssen, I. M. H. H. 1986, *A&AS*, 66, 63
- Thévenin, F., Kervella, P., Pichon, B., Morel, P., di Folco, E., & Lebreton, Y. 2005, *A&A*, 436, 253
- Thomas, J. A., Hyland, A. R., & Robinson, G. 1973, *MNRAS*, 165, 201
- Tift, W. G. 1963, *MNRAS*, 125, 199
- Tolbert, C. R. 1964, *ApJ*, 139, 1105
- Torres, G., Andersen, J., & Giménez, A. 2010, *A&A Rev.*, 18, 67
- Valenti, J. A., & Fischer, D. A. 2005, *ApJS*, 159, 141
- van Belle, G. T. 1999, *PASP*, 111, 1515
- . 2012, *A&A Rev.*, 20, 51
- van Belle, G. T. et al. 2006, *ApJ*, 637, 494
- van Belle, G. T., Ciardi, D. R., Thompson, R. R., Akeson, R. L., & Lada, E. A. 2001, *ApJ*, 559, 1155
- van Belle, G. T., & van Belle, G. 2005, *PASP*, 117, 1263
- van Belle, G. T. et al. 2008, *ApJS*, 176, 276
- van Belle, G. T., & von Braun, K. 2009, *ApJ*, 694, 1085
- van den Bergh, S. 1967, *AJ*, 72, 70
- van Leeuwen, F. 2007, *A&A*, 474, 653
- VandenBerg, D. A., & Clem, J. L. 2003, *AJ*, 126, 778
- Veeder, G. J. 1974, *AJ*, 79, 1056
- Veeder, G. J., Matson, D. L., & Smith, J. C. 1978, *AJ*, 83, 651
- Vilhu, O., Gustafsson, B., & Edvardsson, B. 1987, *ApJ*, 320, 850
- Voelcker, K. 1975, *A&AS*, 22, 1
- von Braun, K. et al. 2011a, *ApJ*, 729, L26+
- . 2011b, *ApJ*, 740, 49
- Walker, R. L. 1983, *Information Bulletin on Variable Stars*, 2319, 1
- Wallerstein, G., & Carlson, M. 1960, *ApJ*, 132, 276
- Wallerstein, G., & Helfer, H. L. 1961, *ApJ*, 133, 562
- Wamsteker, W. 1981, *A&A*, 97, 329
- Wright, E. L. et al. 2010, *AJ*, 140, 1868
- Yi, S., Demarque, P., Kim, Y.-C., Lee, Y.-W., Ree, C. H., Lejeune, T., & Barnes, S. 2001, *ApJS*, 136, 417
- Yi, S. K., Kim, Y.-C., & Demarque, P. 2003, *ApJS*, 144, 259
- Zhao, M. et al. 2009, *ApJ*, 701, 209
- Zorec, J., Cidale, L., Arias, M. L., Frémat, Y., Muratore, M. F., Torres, A. F., & Martayan, C. 2009, *A&A*, 501, 297

TABLE 1
OBSERVATION LOG

Object	UT Date	Baseline	Filter	# of Brackets	Calibrator HD
HD 166	2010/09/17	E1/W1	<i>H</i>	4	HD 1404
	2010/09/19	S1/E1	<i>H</i>	6	HD 2628 [†]
	2011/08/16	S1/E1	<i>H</i>	7	HD 112 [†] , HD 2628 [†]
	2011/08/20	E1/W1	<i>H</i>	3	HD 2628 [†]
HD 6210	2010/09/20	S1/E1	<i>H</i>	12	HD 3283, HD 9407
	2012/11/12	E1/W1	<i>H</i>	3	HD 3283
	2012/11/14	E1/W1	<i>K'</i>	5	HD 3283
HD 10476	2012/09/13	E1/W1	<i>H</i>	5	HD 8941, HD 9780
	2012/09/14	E1/W1	<i>H</i>	2	HD 8941, HD 9780
	2012/11/02	S1/E1	<i>H</i>	5	HD 8941, HD 9780
HD 10697	2012/11/02	S1/E1	<i>H</i>	5	HD 8941, HD 9780
	2012/11/03	S1/E1	<i>H</i>	3	HD 8941, HD 9780
	2012/11/14	E1/W1	<i>H</i>	2	HD 8941, HD 9780
HD 11964	2012/11/03	S1/E1	<i>H</i>	5	HD 11131, HD 13456
	2012/11/04	S1/E1	<i>H</i>	5	HD 11131, HD 13456
	2012/11/12	E1/W1	<i>H</i>	2	HD 11131, HD 13456
HD 16765	2011/10/02	S1/E1	<i>H</i>	6	HD 14690 [†] , HD 18331
	2011/10/03	S1/E1	<i>H</i>	10	HD 14690 [†] , HD 18331
	2012/11/12	E1/W1	<i>H</i>	3	HD 14690 [†] , HD 18331
HD 21019	2012/09/13	E1/W1	<i>H</i>	3	HD 19107, HD 20395
	2012/09/14	E1/W1	<i>H</i>	5	HD 19107, HD 20395
	2012/09/26	S1/E1	<i>H</i>	5	HD 19107, HD 20395
HD 38858	2011/10/02	S1/E1	<i>H</i>	8	HD 37594, HD 37788
	2011/10/03	S1/E1	<i>H</i>	11	HD 37594, HD 37788
	2012/11/14	E1/W1	<i>H</i>	4	HD 37594, HD 37788
HD 69897	2010/04/08	S1/E1	<i>H</i>	5	HD 74198
	2010/04/09	S1/E1	<i>H</i>	5	HD 74198
	2010/04/10	S1/E1	<i>K'</i>	4	HD 74198
	2012/11/12	E1/W1	<i>H</i>	2	HD 74198, HD 74669 [†]
HD 130948	2010/04/08	S1/E1	<i>H</i>	6	HD 135502, HD 137510 [†]
	2010/04/09	S1/E1	<i>H</i>	6	HD 137510 [†]
	2011/04/11	E1/W1	<i>H</i>	4	HD 137510 [†]
HD 136202	2012/04/09	S1/E1	<i>H</i>	5	HD 135599 [†] , HD 137898
	2012/04/10	S1/E1	<i>H</i>	5	HD 135599 [†] , HD 137898
HD 140538	2010/04/10	S1/E1	<i>H</i>	2	HD 135204
	2011/04/13	E1/W1	<i>H</i>	7	HD 135204, HD 147449 [†]
	2012/04/10	S1/E1	<i>H</i>	5	HD 135204, HD 147449 [†]
HD 157214	2012/09/13	E1/W1	<i>H</i>	4	HD 155524 [†] , HD 159222
	2012/09/14	E1/W1	<i>H</i>	5	HD 154029, HD 155524 [†]
	2012/09/26	S1/E1	<i>H</i>	5	HD 154029, HD 155524 [†]
HD 158633	2010/09/20	S1/E1	<i>H</i>	8	HD 182564
	2011/08/01	E1/W1	<i>H</i>	6	HD 156295, HD 160933 [†]
HD 168151	2008/07/21	S1/W1	<i>K'</i>	3	HD 159633
	2010/09/20	S1/E1	<i>H</i>	8	HD 182564
HD 186408	2011/08/16	S1/E1	<i>H</i>	8	HD 185414, HD 191195 [†]
	2011/08/19	E1/W1	<i>H</i>	3	HD 191096, HD 191195 [†]
	2011/08/20	E1/W1	<i>H</i>	7	HD 185414, HD 191195 [†]
	2011/08/21	W1/S1	<i>H</i>	5	HD 185414, HD 191096
HD 186427	2011/08/16	S1/E1	<i>H</i>	8	HD 185414, HD 191195
	2011/08/19	E1/W1	<i>H</i>	4	HD 191096, HD 191195
	2011/08/20	E1/W1	<i>H</i>	7	HD 185414, HD 191195
	2011/08/21	W1/S1	<i>H</i>	5	HD 185414, HD 191096
HD 195564	2008/06/20	W1/S1	<i>K'</i>	3	HD 195838 [†]
	2008/06/27	S1/E1	<i>K'</i>	11	HD 193555, HD 195838 [†]
	2012/09/14	E1/W1	<i>H</i>	4	HD 195838 [†] , HD 196692

TABLE 1 — CONTINUED

Object	UT Date	Baseline	Filter	# of Brackets	Calibrator HD
HD 206860	2011/08/17	S1/E1	<i>H</i>	10	HD 206043, HD 209166 [†] HD 206043
	2012/11/12	E1/W1	<i>H</i>	2	
HD 217014	2012/11/02	S1/E1	<i>H</i>	5	HD 215361 [†] , HD 218235 HD 215361 [†] , HD 218235 HD 215361 [†] , HD 218235
	2012/11/03	S1/E1	<i>H</i>	4	
	2012/11/12	E1/W1	<i>H</i>	3	
HD 217107	2012/09/13	E1/W1	<i>H</i>	6	HD 217131, HD 217877 HD 217131, HD 217877 HD 217131, HD 217877
	2012/09/14	E1/W1	<i>H</i>	3	
	2012/11/04	S1/E1	<i>H</i>	5	
HD 219623	2010/09/16	E1/W1	<i>H</i>	5	HD 221354 HD 221354 HD 218470 [†] , HD 221354
	2010/09/18	E1/W1	<i>H</i>	3	
	2011/08/16	S1/E1	<i>H</i>	9	
HD 222603	2011/10/02	S1/E1	<i>H</i>	8	HD 220825, HD 223438 HD 220825, HD 223438 HD 220825, HD 223438
	2012/09/13	W1/E1	<i>H</i>	3	
	2012/09/14	W1/E1	<i>H</i>	2	

NOTE. — Stars marked with a dagger [†] have estimated angular sizes > 0.45 mas. Refer to Section 2.1 for details.

TABLE 2
NEW ANGULAR DIAMETERS

Star Name	# of Obs.	Reduced χ^2	$\theta_{\text{UD}} \pm \sigma$ (mas)	μ_λ	$\theta_{\text{LD}} \pm \sigma$ (mas)	θ_{LD} % err
HD 166	20	0.27	0.604 ± 0.009	0.386	0.624 ± 0.009	1.5
HD 6210	20	0.14	0.508 ± 0.006	0.307	0.520 ± 0.006	1.2
HD 10476	12	0.65	0.963 ± 0.004	0.410	1.000 ± 0.004	0.4
HD 10697	10	0.29	0.531 ± 0.012	0.362	0.547 ± 0.013	2.3
HD 11964	12	0.05	0.589 ± 0.015	0.362	0.607 ± 0.015	2.5
HD 16765	14	0.06	0.486 ± 0.007	0.307	0.497 ± 0.007	1.4
HD 21019	13	0.23	0.588 ± 0.015	0.382	0.606 ± 0.015	2.5
HD 38858	22	0.50	0.556 ± 0.009	0.349	0.572 ± 0.009	1.6
HD 69897	15	0.26	0.689 ± 0.013	0.307	0.706 ± 0.013	1.9
HD 130948	23	0.32	0.553 ± 0.011	0.347	0.569 ± 0.011	2.0
HD 136202	10	0.24	0.766 ± 0.023	0.307	0.785 ± 0.024	3.0
HD 140538	22	0.64	0.581 ± 0.015	0.347	0.597 ± 0.015	2.5
HD 157214	14	0.71	0.704 ± 0.012	0.347	0.725 ± 0.012	1.7
HD 158633	14	0.25	0.555 ± 0.010	0.386	0.573 ± 0.010	1.8
HD 168151	19	0.25	0.696 ± 0.008	0.307	0.713 ± 0.009	1.2
HD 186408	23	0.48	0.539 ± 0.011	0.347	0.554 ± 0.011	2.0
HD 186427	24	0.33	0.499 ± 0.011	0.347	0.513 ± 0.012	2.3
HD 195564	18	0.89	0.691 ± 0.030	0.362	0.712 ± 0.031	4.4
HD 206860	12	0.32	0.515 ± 0.014	0.347	0.530 ± 0.015	2.7
HD 217014	12	0.06	0.666 ± 0.011	0.342	0.685 ± 0.011	1.6
HD 217107	14	0.06	0.550 ± 0.008	0.382	0.567 ± 0.008	1.4
HD 219623	17	0.56	0.529 ± 0.016	0.312	0.542 ± 0.016	3.0
HD 222603	12	0.23	0.570 ± 0.012	0.242	0.581 ± 0.012	2.1

NOTE. — Refer to Section 2.1 for details.

TABLE 3
ANGULAR DIAMETER ANTHOLOGY

Star HD	Spectral Type	Metallicity [Fe/H]	Radius (R_{\odot})	Radius Reference	F_{BOL} ($10^{-8} \text{ erg s}^{-1} \text{ cm}^{-2}$)	L (L_{\odot})	T_{eff} (K)	Age (Gyr) ^b	Mass (M_{\odot}) ^b
166	G8V	0.08	0.9172 ± 0.0090	this work	10.4400 ± 0.0600	0.6078 ± 0.0099	5327 ± 39	9.6	0.889
3651	K0V	0.15	0.9470 ± 0.0320	1	13.4700 ± 0.0600	0.5131 ± 0.0043	5046 ± 86	14.9	0.839
4614	F9V	-0.28	1.0386 ± 0.0038	2	111.6000 ± 0.1940	1.2321 ± 0.0074	5973 ± 8	5.9	0.967
5015	F8V	0.04	1.7426 ± 0.0233	2	31.5400 ± 0.0590	3.4521 ± 0.0432	5965 ± 35	5.3	1.194
6210	F6V ^c	-0.01	4.5170 ± 0.1522	this work	12.3800 ± 0.0227	25.1634 ± 1.5861	6089 ± 35	1.3	1.953
9826 [†]	F8V	0.08	1.6310 ± 0.0140	1	60.1500 ± 0.1260	3.4089 ± 0.0189	6177 ± 25	3.3	1.304
9826 [†]	F8V	0.08	1.7000 ± 0.0200	3	60.1500 ± 0.1260	3.4089 ± 0.0189	6027 ± 26	3.8	1.297
10476	K0V	-0.02	0.8101 ± 0.0045	this work	25.1400 ± 0.1100	0.4443 ± 0.0039	5242 ± 12	5.3	0.862
10697	G3Va	0.12	1.9155 ± 0.0521	this work	8.7400 ± 0.0600	2.8888 ± 0.0833	5442 ± 65	7.4	1.138
10700	G8.5V	-0.48	0.8154 ± 0.0122	4	112.6000 ± 0.0787	0.4674 ± 0.0007	5290 ± 39	14.9	0.733
11964	G9V CN+1	0.14	2.1425 ± 0.0687	this work	7.7500 ± 0.0500	2.6056 ± 0.1041	5013 ± 62	7.8	1.133
16765	F7V	-0.15	1.2080 ± 0.0288	this work	13.4200 ± 0.1000	2.1332 ± 0.0825	6356 ± 46	2.1	1.168
16895	F7V	0.00	1.3190 ± 0.0109	2	58.0500 ± 0.0796	2.2390 ± 0.0114	6153 ± 25	3.5	1.177
19373 [†]	G0IV-V	0.08	1.4124 ± 0.0092	2	60.0400 ± 0.0523	2.0781 ± 0.0102	5838 ± 19	6.8	1.097
19373 [†]	G0IV-V	0.08	1.5090 ± 0.0580	5	60.0400 ± 0.0523	2.0781 ± 0.0102	5648 ± 106	9.1	1.049
19994	F8.5V	0.17	1.9300 ± 0.0670	1	25.3200 ± 0.0458	4.0229 ± 0.0514	5916 ± 98	4.8	1.275
20630	G5V	0.05	0.9193 ± 0.0247	2	31.3000 ± 0.0443	0.8146 ± 0.0042	5723 ± 76	0.2	1.037
21019	G2V m-0.25	-0.41	2.4214 ± 0.0764	this work	9.3700 ± 0.0200	4.0279 ± 0.1529	5261 ± 65	7.2	1.056
22484	F9IV-V	-0.09	1.6219 ± 0.0242	2	50.3600 ± 0.0448	3.0585 ± 0.0462	5998 ± 39	5.7	1.140
23249	K1IV	0.12	2.3267 ± 0.0286	6	115.0000 ± 0.0815	2.9282 ± 0.0118	4955 ± 30	7.4	1.149
30652 [†]	F6IV-V	0.00	1.3233 ± 0.0042	2	133.3000 ± 0.0092	2.7033 ± 0.0074	6439 ± 8	1.8	1.262
30652 [†]	F6IV-V	0.00	1.2170 ± 0.0430	5	133.3000 ± 0.0092	2.7033 ± 0.0074	6701 ± 114	0.3	1.326
34411	G1V	0.05	1.3314 ± 0.0211	2	35.6200 ± 0.0442	1.7704 ± 0.0127	5774 ± 44	7.8	1.049
38858	G2V	-0.22	0.9331 ± 0.0162	this work	11.0700 ± 0.0300	0.7943 ± 0.0101	5646 ± 45	8.6	0.886
39587	G0IV-V	-0.04	0.9791 ± 0.0091	2	44.5100 ± 0.0764	1.0407 ± 0.0052	5898 ± 25	1.5	1.052
48737	F5IV-V	0.14	2.7098 ± 0.0206	2	115.1000 ± 0.1540	11.6156 ± 0.0809	6478 ± 21	1.6	1.746
48915 [†]	A0mA1Va	0.36	1.7130 ± 0.0090	7	10780.0000 ± 0.2160	23.3533 ± 0.1946	9705 ± 14	0.1	2.281
48915 [†]	A0mA1Va	0.36	1.6714 ± 0.0221	8	10780.0000 ± 0.2160	23.3533 ± 0.1946	9824 ± 62	0.1	2.283
48915 [†]	A0mA1Va	0.36	1.6805 ± 0.0248	9	10780.0000 ± 0.2160	23.3533 ± 0.1946	9797 ± 69	0.1	2.283
48915 [†]	A0mA1Va	0.36	1.7120 ± 0.0089	10	10780.0000 ± 0.2160	23.3533 ± 0.1946	9707 ± 15	0.1	2.281
48915 [†]	A0mA1Va	0.36	1.6989 ± 0.0314	11	10780.0000 ± 0.2160	23.3533 ± 0.1946	9744 ± 88	0.1	2.283
49933	F2V ^c	-0.39	1.4200 ± 0.0400	12	12.7800 ± 0.0800	3.5077 ± 0.0902	6635 ± 90	3.1	1.189
56537	A3V ^c	...	2.7773 ± 0.0469	2	91.9000 ± 0.1440	27.3901 ± 0.3416	7932 ± 62	0.8	2.098
58946	F0V ^c	-0.25	1.6553 ± 0.0275	2	49.9500 ± 0.1030	5.0681 ± 0.0451	6738 ± 55	2.3	1.344
61421 [†]	F5IV-V	-0.02	2.0362 ± 0.0145	13	1832.0000 ± 2.1100	7.0480 ± 0.0629	6597 ± 18	2.1	1.510
61421 [†]	F5IV-V	-0.02	2.0513 ± 0.0280	14	1832.0000 ± 2.1100	7.0480 ± 0.0629	6573 ± 42	2.1	1.510
61421 [†]	F5IV-V	-0.02	2.0574 ± 0.0223	11	1832.0000 ± 2.1100	7.0480 ± 0.0629	6563 ± 33	2.1	1.510
61421 [†]	F5IV-V	-0.02	2.0581 ± 0.0220	15	1832.0000 ± 2.1100	7.0480 ± 0.0629	6562 ± 32	2.1	1.510
69897	F6V	-0.26	1.3870 ± 0.0276	this work	23.4400 ± 0.1800	2.4378 ± 0.0341	6130 ± 58	5.8	1.070
75732	K0IV-V	0.35	0.9434 ± 0.0101	16	12.0400 ± 0.1000	0.5712 ± 0.0116	5172 ± 18	10.2	0.904
81937	F0IV ^c	0.17	2.9018 ± 0.0262	2	83.6200 ± 0.1070	14.7743 ± 0.1142	6651 ± 27	1.3	1.862
82328	F5.5IV-V	-0.16	2.3653 ± 0.0082	2	134.3000 ± 0.1090	7.6011 ± 0.0293	6238 ± 10	3.3	1.374
82885	G8+V	0.32	1.0029 ± 0.0158	2	18.7500 ± 0.0190	0.7550 ± 0.0055	5376 ± 43	7.9	0.964
86728	G4V	0.19	1.2466 ± 0.0205	2	19.7300 ± 0.0344	1.3915 ± 0.0136	5619 ± 44	8.9	1.026
90839	F8V	-0.11	1.0912 ± 0.0200	2	31.0700 ± 0.2400	1.5807 ± 0.0166	6203 ± 56	1.4	1.128
95418	A1IV	-0.03	3.0210 ± 0.0383	2	313.9000 ± 0.5780	58.4567 ± 0.4699	9193 ± 56	0.5	2.513
97603 [†]	A5IV(n)	-0.18	2.5569 ± 0.0203	2	226.5000 ± 0.2990	22.6453 ± 0.2050	7881 ± 27	1.0	1.924
97603 [†]	A5IV(n)	-0.18	2.2810 ± 0.1060	5	226.5000 ± 0.2990	22.6453 ± 0.2050	8297 ± 184	0.8	1.958
101501	G8V	-0.03	0.9400 ± 0.0100	2	21.9100 ± 0.0900	0.6306 ± 0.0041	5309 ± 27	14.2	0.841
102647 [†]	A3Va	0.07	1.6570 ± 0.0600	5	351.6000 ± 0.6490	13.2530 ± 0.1536	8604 ± 152	0.1	1.926
102647 [†]	A3Va	0.07	1.7134 ± 0.0334	4	351.6000 ± 0.6490	13.2530 ± 0.1536	8421 ± 79	0.3	1.911
102870	F8.5IV-V	0.12	1.6807 ± 0.0079	2	91.5600 ± 0.1120	3.4068 ± 0.0169	6054 ± 13	3.6	1.310

TABLE 3 — CONTINUED

Star HD	Spectral Type	Metallicity [Fe/H]	Radius (R_{\odot})	Radius Reference	F_{BOL} ($10^{-8} \text{ erg s}^{-1} \text{ cm}^{-2}$)	L (L_{\odot})	T_{eff} (K)	Age (Gyr) ^b	Mass (M_{\odot}) ^b
103095 [†]	K1V	-1.26	0.6805 ± 0.0057	2	8.3600 ± 0.0300	0.2153 ± 0.0018	4771 ± 18	14.9	0.611
103095 [†]	K1V	-1.26	0.6640 ± 0.0150	17	8.3600 ± 0.0300	0.2153 ± 0.0018	4831 ± 25	14.9	0.611
109358 [†]	G0V	-0.19	1.1229 ± 0.0277	2	52.1600 ± 0.2100	1.1573 ± 0.0061	5654 ± 69	12.3	0.894
109358 [†]	G0V	-0.19	1.0250 ± 0.0500	5	52.1600 ± 0.2100	1.1573 ± 0.0061	5897 ± 143	5.8	0.977
114710	G0V	0.02	1.1056 ± 0.0109	2	53.2700 ± 0.0876	1.3830 ± 0.0049	5957 ± 29	3.7	1.079
117176	G5V	-0.06	1.9680 ± 0.0470	1	28.9600 ± 0.0489	2.9194 ± 0.0257	5406 ± 64	7.9	1.091
118098	A2Van	-0.26	2.0791 ± 0.0248	2	103.9000 ± 0.2000	16.6958 ± 0.1476	8097 ± 43	1.0	1.785
120136	F7IV-V	0.24	1.3310 ± 0.0270	1	39.5100 ± 0.0355	3.0021 ± 0.0189	6620 ± 67	0.3	1.403
121370 [†]	G0IV	0.25	2.7932 ± 0.0944	14	219.4000 ± 0.3670	8.8763 ± 0.2513	5967 ± 92	2.3	1.649
121370 [†]	G0IV	0.25	2.7797 ± 0.0498	11	219.4000 ± 0.3670	8.8763 ± 0.2513	5981 ± 33	2.3	1.649
121370 [†]	G0IV	0.25	2.6952 ± 0.0538	6	219.4000 ± 0.3670	8.8763 ± 0.2513	6074 ± 43	2.2	1.658
126660 [†]	F7V	-0.02	1.7330 ± 0.0113	2	60.9700 ± 0.0537	4.0103 ± 0.0167	6212 ± 20	3.4	1.314
126660 [†]	F7V	-0.02	1.7720 ± 0.0870	5	60.9700 ± 0.0537	4.0103 ± 0.0167	6154 ± 150	3.8	1.294
128167	F4Vkf2mF1	-0.32	1.4307 ± 0.0228	2	40.3900 ± 0.0496	3.1541 ± 0.0253	6435 ± 50	4.1	1.143
128620	G2V	0.20	1.2329 ± 0.0037	18	2716.0000 ± 2.6700	1.5159 ± 0.0051	5793 ± 7	5.2	1.106
128621 [†]	K2IV C2+1**	0.21	0.8691 ± 0.0035	19	898.3000 ± 1.1200	0.5014 ± 0.0017	5232 ± 9	4.5	0.921
128621 [†]	K2IV C2+1**	0.21	0.8630 ± 0.0050	18	898.3000 ± 1.1200	0.5014 ± 0.0017	5232 ± 15	4.5	0.921
130948	F9IV-V	-0.05	1.1119 ± 0.0229	this work	12.0900 ± 0.0800	1.2437 ± 0.0174	5787 ± 57	7.5	0.989
131156	G7V	-0.14	0.8627 ± 0.0107	2	43.0400 ± 0.0739	0.6041 ± 0.0040	5483 ± 32	6.5	0.881
136202	F8IV	-0.04	2.1427 ± 0.0670	this work	21.0700 ± 0.0228	4.2283 ± 0.0624	5661 ± 87	5.3	1.217
140538	G5V	0.05	0.9410 ± 0.0254	this work	12.4600 ± 0.1800	0.8340 ± 0.0201	5692 ± 74	2.1	1.014
141795	kA2hA5mA7V	0.38	1.7834 ± 0.0403	2	77.5700 ± 0.0927	11.2725 ± 0.0935	7928 ± 88	0.1	1.917
142860 [†]	F6V	-0.17	1.4723 ± 0.0065	2	73.8500 ± 0.1080	2.9136 ± 0.0125	6221 ± 13	4.4	1.164
142860 [†]	F6V	-0.17	1.3890 ± 0.0650	5	73.8500 ± 0.1080	2.9136 ± 0.0125	6369 ± 148	3.3	1.200
146233 ^{†,d}	G2V	0.02	1.1656 ± 0.0264	2	17.3400 ± 0.0900	1.0438 ± 0.0120	5409 ± 59	14.9	0.892
146233 ^{†,d}	G2V	0.02	1.0100 ± 0.0090	20	17.3400 ± 0.0900	1.0438 ± 0.0120	5811 ± 28	3.5	1.031
150680 [†]	G2IV	0.02	2.7267 ± 0.0603	11	196.2000 ± 0.1680	7.0184 ± 0.0710	5695 ± 61	3.3	1.438
150680 [†]	G2IV	0.02	2.8684 ± 0.1047	14	196.2000 ± 0.1680	7.0184 ± 0.0710	5552 ± 100	3.1	1.469
157214	G0V	-0.37	1.1159 ± 0.0191	this work	18.9700 ± 0.0971	1.2130 ± 0.0107	5738 ± 48	13.7	0.847
158633	K0V ^c	-0.41	0.7891 ± 0.0144	this work	8.0100 ± 0.0500	0.4090 ± 0.0040	5203 ± 46	14.9	0.729
161797	G5IV	0.23	1.7448 ± 0.0349	11	116.4000 ± 0.1240	2.5043 ± 0.0072	5502 ± 55	8.0	1.118
162003	F5IV-V	-0.03	2.3289 ± 0.0671	2	37.0400 ± 0.0418	6.0174 ± 0.1239	5928 ± 81	3.8	1.349
164259	F2V	-0.03	1.9614 ± 0.0713	2	34.6900 ± 0.1600	5.9942 ± 0.0999	6454 ± 113	2.4	1.450
168151	F5V ^c	-0.28	1.7577 ± 0.0225	this work	25.3500 ± 0.0231	4.1486 ± 0.0325	6221 ± 39	5.0	1.156
173667	F5.5IV-V	-0.03	2.0644 ± 0.0166	2	52.3100 ± 0.0798	6.0126 ± 0.0585	6296 ± 19	2.7	1.443
173701	K0V	0.24	0.9520 ± 0.0210	21	2.8900 ± 0.0500 ^a	0.6412 ± 0.0112	5297 ± 53	9.0	0.922
175726	G5V	-0.09	0.9870 ± 0.0230	21	5.4000 ± 0.1000 ^a	1.1817 ± 0.0387	6067 ± 67	0.2	1.097
177153	G0V	-0.06	1.2890 ± 0.0370	21	3.3900 ± 0.0700 ^a	1.8167 ± 0.0762	5909 ± 69	6.8	1.051
177724	A0IV-Vnm	-0.52	2.4487 ± 0.0464	2	181.1000 ± 0.3110	36.5649 ± 0.3044	9078 ± 86	0.8	2.006
181420	F2V	-0.03	1.7300 ± 0.0840	21	6.0000 ± 0.2000 ^a	4.2183 ± 0.2383	6283 ± 106	3.1	1.334
182572	G8IV ^c	0.34	1.3785 ± 0.0418	2	24.1000 ± 0.0409	1.7293 ± 0.0140	5643 ± 84	5.9	1.147
182736	G0IV	-0.06	2.7030 ± 0.0710	21	4.7700 ± 0.0800 ^a	4.9364 ± 0.2476	5239 ± 37	3.8	1.353
185395 ^{†,d}	F3+V	0.02	1.6965 ± 0.0301	2	39.2000 ± 0.0366	4.1053 ± 0.0229	6313 ± 55	2.9	1.344
185395 ^{†,d}	F3+V	0.02	1.5030 ± 0.0070	3	39.2000 ± 0.0366	4.1053 ± 0.0229	6719 ± 13	1.3	1.395
186408	G1.5V	0.05	1.2551 ± 0.0261	this work	11.2500 ± 0.0187	1.5572 ± 0.0179	5760 ± 57	7.9	1.032
186427	G3V	0.04	1.1689 ± 0.0274	this work	9.1080 ± 0.0145	1.2768 ± 0.0148	5678 ± 66	8.9	0.989
187637	F5V	-0.09	1.3060 ± 0.0470	21	2.5500 ± 0.0500 ^a	2.1936 ± 0.1144	6155 ± 85	3.9	1.144
188512	G8IV-V	-0.14	3.2103 ± 0.1328	22	92.7100 ± 0.0797	5.4196 ± 0.0301	4920 ± 102	7.3	1.114
190360	G7IV-V	0.21	1.2000 ± 0.0330	1	14.4300 ± 0.0800	1.1301 ± 0.0137	5461 ± 75	11.3	0.971
190406	G0V	0.03	1.1153 ± 0.0211	23	12.5300 ± 0.0159	1.2323 ± 0.0154	5763 ± 49	6.9	1.010
195564	G2V	0.06	1.8673 ± 0.0833	this work	14.5800 ± 0.0900	2.7046 ± 0.0466	5421 ± 118	8.2	1.097
198149	K0IV	-0.11	4.0638 ± 0.0617	22	127.8000 ± 0.1020	8.1018 ± 0.0262	4835 ± 37	8.4	1.083

TABLE 3 — CONTINUED

Star HD	Spectral Type	Metallicity [Fe/H]	Radius (R_{\odot})	Radius Reference	F_{BOL} ($1e-8 \text{ erg s}^{-1} \text{ cm}^{-2}$)	L (L_{\odot})	T_{eff} (K)	Age (Gyr) ^b	Mass (M_{\odot}) ^b
206860	G0IV-V	-0.16	1.0189 ± 0.0291	this work	11.0300 ± 0.0700	1.0992 ± 0.0190	5860 ± 83	5.8	0.975
210027	F5V	-0.13	1.5260 ± 0.0680	5	77.4600 ± 0.0702	3.3180 ± 0.0491	6324 ± 139	3.4	1.238
210418	A2V ^c	-0.38	2.6225 ± 0.0829	2	95.0200 ± 0.2470	23.7012 ± 1.1418	7872 ± 82	1.1	1.848
213558	A1V ^c	...	2.1432 ± 0.0737	2	89.7800 ± 0.1470	27.6750 ± 0.2138	9050 ± 157	0.4	2.194
215648	F6V	-0.26	1.9117 ± 0.0160	2	54.5300 ± 0.0684	4.5118 ± 0.0285	6090 ± 22	5.2	1.164
216956	A4V	0.20	1.8451 ± 0.0202	4	846.3000 ± 1.0600	15.6458 ± 0.1150	8459 ± 44	0.2	2.025
217014 [†]	G3V	0.17	1.2660 ± 0.0460	1	17.0800 ± 0.0313	1.2954 ± 0.0155	5503 ± 99	11.3	0.980
217014 [†]	G3V	0.17	1.1501 ± 0.0195	this work	17.0800 ± 0.0313	1.2962 ± 0.0156	5750 ± 46	5.6	1.064
217107	G8IV-V	0.31	1.2104 ± 0.0195	this work	9.0400 ± 0.0800	1.0951 ± 0.0338	5391 ± 40	11.9	0.969
218396	F0+ (lambda Boo)	...	1.4400 ± 0.0600	24	10.2500 ± 0.0500	4.9571 ± 0.2745	7163 ± 84	0.2	1.507
219623	F8V	0.04	1.1950 ± 0.0359	this work	15.2600 ± 0.1200	1.9987 ± 0.0265	6285 ± 94	1.2	1.215
222368	F7V	-0.14	1.5949 ± 0.0137	2	57.3100 ± 0.0798	3.3576 ± 0.0146	6192 ± 26	4.6	1.184
222603	A7V	...	2.0403 ± 0.0451	this work	40.2200 ± 0.0933	13.3897 ± 0.1692	7734 ± 80	0.9	1.806
Star [†]			$\langle R \rangle \pm \sigma (R_{\odot})$				$\langle T_{\text{eff}} \rangle \pm \sigma (K)$	$\langle \text{Mass} \rangle (M_{\odot})$	$\langle \text{Age} \rangle (Gyr)$
9826			1.6537 ± 0.0324				6104 ± 75	3.6	1.300
19373			1.4148 ± 0.0149				5832 ± 33	6.9	1.094
30652			1.3223 ± 0.0103				6441 ± 19	1.8	1.262
48915			1.7074 ± 0.0124				9711 ± 23	0.1	2.281
61421			2.0468 ± 0.0102				6582 ± 16	2.1	1.510
97603			2.5471 ± 0.0510				7889 ± 60	1.0	1.924
103095			0.6784 ± 0.0055				4791 ± 28	14.9	0.611
109358			1.0999 ± 0.0415				5700 ± 95	11.3	0.906
121370			2.7475 ± 0.0431				6012 ± 45	2.3	1.648
126660			1.7336 ± 0.0112				6211 ± 19	3.4	1.314
128621			0.8671 ± 0.0029				5232 ± 8	4.5	0.921
142860			1.4715 ± 0.0082				6222 ± 13	4.3	1.168
150680			2.7620 ± 0.0613				5656 ± 63	3.3	1.438
217014			1.1678 ± 0.0416				5706 ± 95	6.4	1.054

NOTE. — All measurements of stellar radii found in the literature, with precision of better than 5%. Stars with multiple measurements are marked with a [†]. Metallicities are from Anderson & Francis (2011), and parallaxes are from van Leeuwen (2007). The bottom portion of the table lists the stars with multiple measurements, and the weighted mean for their radii and temperatures (all other parameters remain unaffected when combining the multiple sources for measured radii). All bolometric flux, luminosity, and temperature values are computed/measured in this work. Refer to Sections 2.2, 2.3, and 2.4 for details.

References. (1) Baines et al. (2008), (2) Boyajian et al. (2012a), (3) Ligi et al. (2012), (4) Di Folco et al. (2004), (5) van Belle & von Braun (2009), (6) Thévenin et al. (2005), (7) Davis et al. (2011), (8) Hanbury Brown et al. (1974), (9) Davis & Tango (1986), (10) Kervella et al. (2003a), (11) Mozurkewich et al. (2003), (12) Bigot et al. (2011), (13) Chiavassa et al. (2012), (14) Nordgren et al. (2001), (15) Kervella et al. (2004), (16) von Braun et al. (2011b), (17) Creevey et al. (2012), (18) Kervella et al. (2003b), (19) Bigot et al. (2006), (20) Bazot et al. (2011), (21) Huber et al. (2012), (22) Nordgren et al. (1999), (23) Crepp et al. (2012), (24) Baines et al. (2012)

^a Bolometric flux from Huber et al. (2012).

^b Stellar mass and age determined by interpolating the Υ^2 isochrones to match the measured stellar radii, effective temperature, and metallicity.

^c Spectral type from Simbad.

^d The measurements and associated errors are incommensurate for the two stars HD 146233 and HD 185395, likely caused from calibration errors. No measurement averages are taken due to this.

TABLE 4
OBJECT PHOTOMETRY USED IN SED FITS

Star ID	System / Wavelength	Bandpass / Bandwidth	Value	Error	Reference
HD166	DDO	m35	8.43	0.05	McClure (1976)
HD166	WBVR	W	7.00	0.05	Kornilov et al. (1991)
HD166	Johnson	U	7.22	0.05	Johnson & Knuckles (1957)
HD166	Johnson	U	7.22	0.05	Johnson et al. (1966b)
HD166	Johnson	U	7.22	0.05	Argue (1966)
HD166	Johnson	U	7.15	0.05	Mermilliod (1986)
HD166	DDO	m38	7.54	0.05	McClure (1976)
HD166	DDO	m41	8.20	0.05	McClure (1976)
HD166	DDO	m42	8.18	0.05	McClure (1976)
HD166	WBVR	B	6.85	0.05	Kornilov et al. (1991)
HD166	Johnson	B	6.89	0.05	Johnson & Knuckles (1957)
HD166	Johnson	B	6.84	0.05	Niconov et al. (1957)
HD166	Johnson	B	6.89	0.05	Johnson et al. (1966b)
HD166	Johnson	B	6.87	0.05	Argue (1966)
HD166	Johnson	B	6.85	0.05	Mermilliod (1986)
HD166	DDO	m45	7.43	0.05	McClure (1976)
HD166	DDO	m48	6.37	0.05	McClure (1976)
HD166	WBVR	V	6.09	0.05	Kornilov et al. (1991)
HD166	Johnson	V	6.14	0.05	Johnson & Knuckles (1957)
HD166	Johnson	V	6.09	0.05	Niconov et al. (1957)
HD166	Johnson	V	6.14	0.05	Johnson et al. (1966b)
HD166	Johnson	V	6.11	0.05	Argue (1966)
HD166	Johnson	V	6.09	0.05	Mermilliod (1986)
HD166	WBVR	R	5.49	0.05	Kornilov et al. (1991)
HD166	2Mass	J	4.73	0.01	Cutri et al. (2003)
HD166	2Mass	H	4.63	0.14	Cutri et al. (2003)
HD166	2Mass	Ks	4.31	0.04	Cutri et al. (2003)
HD166	12000	2000	0.79	0.08	Beichman et al. (1988)
HD3651	Vilnius	U	9.01	0.05	Kakaras et al. (1968)
HD3651	DDO	m35	8.56	0.05	McClure (1976)
HD3651	WBVR	W	7.15	0.05	Kornilov et al. (1991)
HD3651	Johnson	U	7.26	0.05	Johnson & Morgan (1953)
HD3651	Johnson	U	7.31	0.05	Oosterhoff (1960)
HD3651	Johnson	U	7.28	0.05	Johnson et al. (1966b)
HD3651	Johnson	U	7.29	0.05	Johnson et al. (1966b)
HD3651	Johnson	U	7.29	0.05	Johnson et al. (1966b)
HD3651	Johnson	U	7.28	0.05	Argue (1966)
HD3651	Johnson	U	7.34	0.05	Gutierrez-Moreno & et al. (1966)
HD3651	Johnson	U	7.33	0.05	Cowley et al. (1967)
HD3651	Johnson	U	7.24	0.05	Mermilliod (1986)
HD3651	Vilnius	P	8.55	0.05	Kakaras et al. (1968)
HD3651	DDO	m38	7.64	0.05	McClure (1976)
HD3651	Vilnius	X	7.65	0.05	Kakaras et al. (1968)
HD3651	DDO	m41	8.18	0.05	McClure (1976)
HD3651	Oja	m41	7.74	0.05	Häggkvist & Oja (1970)
HD3651	DDO	m42	8.12	0.05	McClure (1976)
HD3651	Oja	m42	7.70	0.05	Häggkvist & Oja (1970)
HD3651	WBVR	B	6.75	0.05	Kornilov et al. (1991)
HD3651	Johnson	B	6.70	0.05	Johnson & Morgan (1953)
HD3651	Johnson	B	6.73	0.05	Niconov et al. (1957)
HD3651	Johnson	B	6.74	0.05	Oosterhoff (1960)
HD3651	Johnson	B	6.73	0.05	Oja (1963)
HD3651	Johnson	B	6.72	0.05	Sjögren (1964)
HD3651	Johnson	B	6.71	0.05	Johnson et al. (1966b)
HD3651	Johnson	B	6.71	0.05	Johnson et al. (1966b)
HD3651	Johnson	B	6.72	0.05	Argue (1966)
HD3651	Johnson	B	6.78	0.05	Gutierrez-Moreno & et al. (1966)
HD3651	Johnson	B	6.74	0.05	Cowley et al. (1967)
HD3651	Johnson	B	6.68	0.05	Mermilliod (1986)
HD3651	Oja	m45	6.44	0.05	Häggkvist & Oja (1970)
HD3651	DDO	m45	7.26	0.05	McClure (1976)
HD3651	Vilnius	Y	6.52	0.05	Kakaras et al. (1968)
HD3651	DDO	m48	6.17	0.05	McClure (1976)
HD3651	Vilnius	Z	6.17	0.05	Kakaras et al. (1968)
HD3651	WBVR	V	5.89	0.05	Kornilov et al. (1991)
HD3651	Vilnius	V	5.86	0.05	Kakaras et al. (1968)
HD3651	Johnson	V	5.84	0.05	Johnson & Morgan (1953)
HD3651	Johnson	V	5.88	0.05	Niconov et al. (1957)
HD3651	Johnson	V	5.88	0.05	Oosterhoff (1960)
HD3651	Johnson	V	5.88	0.05	Oja (1963)
HD3651	Johnson	V	5.89	0.05	Sjögren (1964)
HD3651	Johnson	V	5.86	0.05	Johnson et al. (1966b)
HD3651	Johnson	V	5.86	0.05	Johnson et al. (1966b)
HD3651	Johnson	V	5.88	0.05	Argue (1966)

TABLE 4 — CONTINUED

Star ID	System / Wavelength	Bandpass / Bandwidth	Value	Error	Reference
HD3651	Johnson	V	5.91	0.05	Gutierrez-Moreno & et al. (1966)
HD3651	Johnson	V	5.90	0.05	Cowley et al. (1967)
HD3651	Johnson	V	5.83	0.05	Mermilliod (1986)
HD3651	Vilnius	S	5.19	0.05	Kakaras et al. (1968)
HD3651	WBVR	R	5.23	0.05	Kornilov et al. (1991)
HD3651	Johnson	R	5.21	0.05	Johnson et al. (1966b)
HD3651	Johnson	I	4.82	0.05	Johnson et al. (1966b)
HD3651	Johnson	J	4.46	0.05	Johnson et al. (1966b)
HD3651	1250	250	4.46	0.05	Johnson et al. (1966b)
HD3651	Johnson	J	4.48	0.05	Johnson et al. (1968)
HD3651	1250	250	4.48	0.05	Johnson et al. (1968)
HD3651	2Mass	J	4.55	0.21	Cutri et al. (2003)
HD3651	Johnson	H	4.03	0.05	Johnson et al. (1968)
HD3651	1650	330	4.03	0.05	Johnson et al. (1968)
HD3651	2Mass	H	4.06	0.24	Cutri et al. (2003)
HD3651	2Mass	Ks	4.00	0.03	Cutri et al. (2003)
HD3651	Johnson	K	3.97	0.05	Johnson et al. (1966b)
HD3651	2200	440	3.97	0.05	Johnson et al. (1966b)
HD3651	Johnson	K	3.97	0.05	Johnson et al. (1968)
HD3651	2200	440	3.97	0.05	Johnson et al. (1968)
HD3651	Johnson	L	3.83	0.05	Johnson et al. (1968)
HD3651	3500	700	3.83	0.05	Johnson et al. (1968)
HD3651	12000	2000	1.08	0.11	Beichman et al. (1988)
HD4614	13color	m33	3.89	0.05	Johnson & Mitchell (1975)
HD4614	Vilnius	U	5.71	0.05	Kakaras et al. (1968)
HD4614	Vilnius	U	5.76	0.05	Kakaras et al. (1968)
HD4614	13color	m35	3.79	0.05	Johnson & Mitchell (1975)
HD4614	WBVR	W	3.88	0.05	Kornilov et al. (1991)
HD4614	Johnson	U	4.03	0.05	Johnson & Morgan (1953)
HD4614	Johnson	U	4.04	0.05	Johnson (1964)
HD4614	Johnson	U	4.04	0.05	Johnson (1965)
HD4614	Johnson	U	4.04	0.05	Johnson et al. (1966b)
HD4614	Johnson	U	4.04	0.05	Johnson et al. (1966b)
HD4614	Johnson	U	4.04	0.05	Argue (1966)
HD4614	Johnson	U	4.00	0.05	Imagawa (1967)
HD4614	Johnson	U	4.00	0.05	Mermilliod (1986)
HD4614	Vilnius	P	5.28	0.05	Kakaras et al. (1968)
HD4614	Vilnius	P	5.32	0.05	Kakaras et al. (1968)
HD4614	13color	m37	4.02	0.05	Johnson & Mitchell (1975)
HD4614	13color	m40	4.24	0.05	Johnson & Mitchell (1975)
HD4614	Vilnius	X	4.72	0.05	Kakaras et al. (1968)
HD4614	Vilnius	X	4.75	0.05	Kakaras et al. (1968)
HD4614	Oja	m41	4.81	0.05	Häggkvist & Oja (1970)
HD4614	Oja	m42	4.84	0.05	Häggkvist & Oja (1970)
HD4614	WBVR	B	4.03	0.05	Kornilov et al. (1991)
HD4614	Johnson	B	4.03	0.05	Johnson & Morgan (1953)
HD4614	Johnson	B	3.99	0.05	Niconov et al. (1957)
HD4614	Johnson	B	3.99	0.05	Oja (1963)
HD4614	Johnson	B	4.03	0.05	Sjögren (1964)
HD4614	Johnson	B	4.02	0.05	Johnson (1964)
HD4614	Johnson	B	4.02	0.05	Johnson (1965)
HD4614	Johnson	B	4.02	0.05	Häggkvist & Oja (1966)
HD4614	Johnson	B	4.02	0.05	Johnson et al. (1966b)
HD4614	Johnson	B	4.02	0.05	Johnson et al. (1966b)
HD4614	Johnson	B	4.02	0.05	Argue (1966)
HD4614	Johnson	B	4.01	0.05	Imagawa (1967)
HD4614	Johnson	B	4.01	0.05	Häggkvist & Oja (1969a)
HD4614	Johnson	B	4.01	0.05	Häggkvist & Oja (1970)
HD4614	Johnson	B	4.01	0.05	Mermilliod (1986)
HD4614	Oja	m45	3.86	0.05	Oja (1970)
HD4614	13color	m45	3.86	0.05	Johnson & Mitchell (1975)
HD4614	Vilnius	Y	3.97	0.05	Kakaras et al. (1968)
HD4614	Vilnius	Y	3.99	0.05	Kakaras et al. (1968)
HD4614	Vilnius	Z	3.66	0.05	Kakaras et al. (1968)
HD4614	13color	m52	3.59	0.05	Johnson & Mitchell (1975)
HD4614	WBVR	V	3.44	0.05	Kornilov et al. (1991)
HD4614	Vilnius	V	3.44	0.05	Kakaras et al. (1968)
HD4614	Johnson	V	3.45	0.05	Johnson & Morgan (1953)
HD4614	Johnson	V	3.39	0.05	Niconov et al. (1957)
HD4614	Johnson	V	3.44	0.05	Oja (1963)
HD4614	Johnson	V	3.46	0.05	Sjögren (1964)
HD4614	Johnson	V	3.44	0.05	Johnson (1964)
HD4614	Johnson	V	3.44	0.05	Johnson (1965)
HD4614	Johnson	V	3.45	0.05	Häggkvist & Oja (1966)
HD4614	Johnson	V	3.44	0.05	Johnson et al. (1966b)

TABLE 4 — CONTINUED

Star ID	System / Wavelength	Bandpass / Bandwidth	Value	Error	Reference
HD4614	Johnson	V	3.44	0.05	Johnson et al. (1966b)
HD4614	Johnson	V	3.44	0.05	Argue (1966)
HD4614	Johnson	V	3.44	0.05	Imagawa (1967)
HD4614	Johnson	V	3.45	0.05	Häggkvist & Oja (1969a)
HD4614	Johnson	V	3.44	0.05	Häggkvist & Oja (1970)
HD4614	Johnson	V	3.43	0.05	Mermilliod (1986)
HD4614	13color	m58	3.29	0.05	Johnson & Mitchell (1975)
HD4614	13color	m63	3.07	0.05	Johnson & Mitchell (1975)
HD4614	Vilnius	S	2.87	0.05	Kakaras et al. (1968)
HD4614	Vilnius	S	2.89	0.05	Kakaras et al. (1968)
HD4614	WBVR	R	2.93	0.05	Kornilov et al. (1991)
HD4614	Johnson	R	2.94	0.05	Johnson et al. (1966b)
HD4614	13color	m72	2.90	0.05	Johnson & Mitchell (1975)
HD4614	13color	m80	2.74	0.05	Johnson & Mitchell (1975)
HD4614	13color	m86	2.69	0.05	Johnson & Mitchell (1975)
HD4614	Johnson	I	2.58	0.05	Johnson et al. (1966b)
HD4614	Johnson	I	2.94	0.05	Neugebauer & Leighton (1969b)
HD4614	13color	m99	2.60	0.05	Johnson & Mitchell (1975)
HD4614	13color	m110	2.45	0.05	Johnson & Mitchell (1975)
HD4614	1240	248	2.41	0.05	Selby et al. (1988)
HD4614	1250	250	2.36	0.05	Johnson (1965)
HD4614	Johnson	J	2.36	0.05	Johnson et al. (1966b)
HD4614	1250	250	2.36	0.05	Johnson et al. (1966b)
HD4614	Johnson	J	2.35	0.05	Johnson et al. (1968)
HD4614	1250	250	2.35	0.05	Johnson et al. (1968)
HD4614	1250	250	2.35	0.05	Voelcker (1975)
HD4614	1250	250	2.41	0.05	Blackwell et al. (1990a)
HD4614	2Mass	J	2.11	0.57	Cutri et al. (2003)
HD4614	1270	254	2.35	0.05	Bergeat & Lunel (1980)
HD4614	Johnson	H	2.02	0.05	Johnson et al. (1968)
HD4614	1620	324	2.02	0.05	Bergeat & Lunel (1980)
HD4614	1650	330	2.02	0.05	Johnson et al. (1968)
HD4614	1650	330	2.02	0.05	Voelcker (1975)
HD4614	2Mass	H	2.09	0.50	Cutri et al. (2003)
HD4614	2Mass	Ks	1.99	10.00	Cutri et al. (2003)
HD4614	2200	440	1.97	0.05	Johnson (1965)
HD4614	Johnson	K	1.97	0.05	Johnson et al. (1966b)
HD4614	2200	440	1.97	0.05	Johnson et al. (1966b)
HD4614	Johnson	K	1.96	0.05	Johnson et al. (1968)
HD4614	2200	440	1.96	0.05	Johnson et al. (1968)
HD4614	Johnson	K	1.84	0.06	Neugebauer & Leighton (1969b)
HD4614	2200	440	1.84	0.05	Neugebauer & Leighton (1969a)
HD4614	2200	440	1.97	0.05	Voelcker (1975)
HD4614	2200	440	2.05	0.05	Selby et al. (1988)
HD4614	2210	442	2.05	0.05	Blackwell et al. (1990a)
HD4614	2250	450	1.96	0.05	Bergeat & Lunel (1980)
HD4614	Johnson	L	1.90	0.05	Johnson et al. (1968)
HD4614	3500	700	1.90	0.05	Johnson et al. (1968)
HD4614	3500	700	1.79	0.05	Voelcker (1975)
HD4614	12000	2000	7.61	0.76	Beichman et al. (1988)
HD4614	25000	8000	1.75	0.18	Beichman et al. (1988)
HD5015	13color	m33	5.32	0.05	Johnson & Mitchell (1975)
HD5015	13color	m35	5.24	0.05	Johnson & Mitchell (1975)
HD5015	WBVR	W	5.27	0.05	Kornilov et al. (1991)
HD5015	Johnson	U	5.47	0.05	Johnson et al. (1966b)
HD5015	Johnson	U	5.47	0.05	Johnson et al. (1966b)
HD5015	Johnson	U	5.42	0.05	Moreno (1971)
HD5015	Johnson	U	5.42	0.05	Moreno (1971)
HD5015	Johnson	U	5.38	0.05	Breger (1974)
HD5015	Johnson	U	5.40	0.05	Mermilliod (1986)
HD5015	13color	m37	5.40	0.05	Johnson & Mitchell (1975)
HD5015	13color	m40	5.58	0.05	Johnson & Mitchell (1975)
HD5015	WBVR	B	5.35	0.05	Kornilov et al. (1991)
HD5015	Johnson	B	5.31	0.05	Sjögren (1964)
HD5015	Johnson	B	5.32	0.05	Sjögren (1964)
HD5015	Johnson	B	5.35	0.05	Johnson et al. (1966b)
HD5015	Johnson	B	5.35	0.05	Johnson et al. (1966b)
HD5015	Johnson	B	5.32	0.05	Moreno (1971)
HD5015	Johnson	B	5.32	0.05	Moreno (1971)
HD5015	Johnson	B	5.32	0.05	Breger (1974)
HD5015	Johnson	B	5.34	0.05	Moffett & Barnes (1979)
HD5015	Johnson	B	5.36	0.05	Mermilliod (1986)
HD5015	13color	m45	5.21	0.05	Johnson & Mitchell (1975)
HD5015	13color	m52	4.93	0.05	Johnson & Mitchell (1975)
HD5015	WBVR	V	4.80	0.05	Kornilov et al. (1991)

TABLE 4 — CONTINUED

Star ID	System / Wavelength	Bandpass / Bandwidth	Value	Error	Reference
HD5015	Johnson	V	4.79	0.05	Sjögren (1964)
HD5015	Johnson	V	4.79	0.05	Sjögren (1964)
HD5015	Johnson	V	4.82	0.05	Johnson et al. (1966b)
HD5015	Johnson	V	4.82	0.05	Johnson et al. (1966b)
HD5015	Johnson	V	4.78	0.05	Moreno (1971)
HD5015	Johnson	V	4.78	0.05	Moreno (1971)
HD5015	Johnson	V	4.78	0.05	Breger (1974)
HD5015	Johnson	V	4.80	0.05	Moffett & Barnes (1979)
HD5015	Johnson	V	4.80	0.05	Mermilliod (1986)
HD5015	13color	m58	4.66	0.05	Johnson & Mitchell (1975)
HD5015	13color	m63	4.47	0.05	Johnson & Mitchell (1975)
HD5015	WBVR	R	4.34	0.05	Kornilov et al. (1991)
HD5015	Johnson	R	4.34	0.05	Johnson et al. (1966b)
HD5015	Johnson	R	4.30	0.05	Moreno (1971)
HD5015	13color	m72	4.31	0.05	Johnson & Mitchell (1975)
HD5015	13color	m80	4.16	0.05	Johnson & Mitchell (1975)
HD5015	13color	m86	4.14	0.05	Johnson & Mitchell (1975)
HD5015	Johnson	I	4.04	0.05	Johnson et al. (1966b)
HD5015	13color	m99	4.07	0.05	Johnson & Mitchell (1975)
HD5015	13color	m110	3.95	0.05	Johnson & Mitchell (1975)
HD5015	Johnson	J	3.85	0.05	Johnson et al. (1968)
HD5015	1250	250	3.85	0.05	Johnson et al. (1968)
HD5015	1250	250	3.85	0.05	Voelcker (1975)
HD5015	2Mass	J	3.94	0.25	Cutri et al. (2003)
HD5015	Johnson	H	3.56	0.05	Johnson et al. (1968)
HD5015	1650	330	3.56	0.05	Johnson et al. (1968)
HD5015	1650	330	3.56	0.05	Voelcker (1975)
HD5015	2Mass	H	3.68	0.22	Cutri et al. (2003)
HD5015	2Mass	Ks	3.64	0.25	Cutri et al. (2003)
HD5015	Johnson	K	3.54	0.05	Johnson et al. (1968)
HD5015	2200	440	3.54	0.05	Johnson et al. (1968)
HD5015	2200	440	3.54	0.05	Voelcker (1975)
HD5015	Johnson	L	3.40	0.05	Johnson et al. (1968)
HD5015	3500	700	3.40	0.05	Johnson et al. (1968)
HD5015	3500	700	3.40	0.05	Voelcker (1975)
HD5015	12000	2000	1.77	0.18	Beichman et al. (1988)
HD5015	25000	8000	0.37	0.04	Beichman et al. (1988)
HD6210	WBVR	W	6.39	0.05	Kornilov et al. (1991)
HD6210	Johnson	U	6.51	0.05	Breger (1974)
HD6210	WBVR	B	6.42	0.05	Kornilov et al. (1991)
HD6210	Johnson	B	6.37	0.05	Sjögren (1964)
HD6210	Johnson	B	6.38	0.05	Sjögren (1964)
HD6210	Johnson	B	6.40	0.05	Breger (1974)
HD6210	WBVR	V	5.85	0.05	Kornilov et al. (1991)
HD6210	Johnson	V	5.83	0.05	Sjögren (1964)
HD6210	Johnson	V	5.84	0.05	Sjögren (1964)
HD6210	Johnson	V	5.84	0.05	Breger (1974)
HD6210	WBVR	R	5.37	0.05	Kornilov et al. (1991)
HD6210	2Mass	J	4.76	0.03	Cutri et al. (2003)
HD6210	2Mass	H	4.79	0.21	Cutri et al. (2003)
HD6210	2Mass	Ks	4.45	0.01	Cutri et al. (2003)
HD6210	12000	2000	0.75	0.08	Beichman et al. (1988)
HD9826	13color	m33	4.53	0.05	Johnson & Mitchell (1975)
HD9826	Vilnius	U	6.43	0.05	Kakaras et al. (1968)
HD9826	DDO	m35	5.99	0.05	McClure (1976)
HD9826	13color	m35	4.44	0.05	Johnson & Mitchell (1975)
HD9826	WBVR	W	4.55	0.05	Kornilov et al. (1991)
HD9826	Johnson	U	4.68	0.05	Johnson & Morgan (1953)
HD9826	Johnson	U	4.69	0.05	Johnson (1964)
HD9826	Johnson	U	4.70	0.05	Johnson (1965)
HD9826	Johnson	U	4.70	0.05	Johnson et al. (1966b)
HD9826	Johnson	U	4.70	0.05	Johnson et al. (1966b)
HD9826	Johnson	U	4.66	0.05	Argue (1966)
HD9826	Johnson	U	4.68	0.05	Mermilliod (1986)
HD9826	Vilnius	P	5.95	0.05	Kakaras et al. (1968)
HD9826	13color	m37	4.60	0.05	Johnson & Mitchell (1975)
HD9826	DDO	m38	5.02	0.05	McClure (1976)
HD9826	13color	m40	4.82	0.05	Johnson & Mitchell (1975)
HD9826	Vilnius	X	5.33	0.05	Kakaras et al. (1968)
HD9826	DDO	m41	5.86	0.05	McClure (1976)
HD9826	DDO	m42	5.83	0.05	McClure (1976)
HD9826	WBVR	B	4.64	0.05	Kornilov et al. (1991)
HD9826	Johnson	B	4.64	0.05	Sharpless (1952)
HD9826	Johnson	B	4.62	0.05	Johnson & Morgan (1953)
HD9826	Johnson	B	4.61	0.05	Niconov et al. (1957)

TABLE 4 — CONTINUED

Star ID	System / Wavelength	Bandpass / Bandwidth	Value	Error	Reference
HD9826	Johnson	B	4.63	0.05	Nikrasova et al. (1962)
HD9826	Johnson	B	4.61	0.05	Oja (1963)
HD9826	Johnson	B	4.63	0.05	Johnson (1964)
HD9826	Johnson	B	4.64	0.05	Johnson (1965)
HD9826	Johnson	B	4.61	0.05	Häggkvist & Oja (1966)
HD9826	Johnson	B	4.64	0.05	Johnson et al. (1966b)
HD9826	Johnson	B	4.64	0.05	Johnson et al. (1966b)
HD9826	Johnson	B	4.60	0.05	Argue (1966)
HD9826	Johnson	B	4.63	0.05	Moffett & Barnes (1979)
HD9826	Johnson	B	4.62	0.05	Mermilliod (1986)
HD9826	DDO	m45	5.28	0.05	McClure (1976)
HD9826	13color	m45	4.48	0.05	Johnson & Mitchell (1975)
HD9826	Vilnius	Y	4.62	0.05	Kakaras et al. (1968)
HD9826	DDO	m48	4.30	0.05	McClure (1976)
HD9826	Vilnius	Z	4.31	0.05	Kakaras et al. (1968)
HD9826	13color	m52	4.23	0.05	Johnson & Mitchell (1975)
HD9826	WBVR	V	4.10	0.05	Kornilov et al. (1991)
HD9826	Vilnius	V	4.09	0.05	Kakaras et al. (1968)
HD9826	Johnson	V	4.10	0.05	Sharpless (1952)
HD9826	Johnson	V	4.08	0.05	Johnson & Morgan (1953)
HD9826	Johnson	V	4.07	0.05	Niconov et al. (1957)
HD9826	Johnson	V	4.09	0.05	Nikrasova et al. (1962)
HD9826	Johnson	V	4.07	0.05	Oja (1963)
HD9826	Johnson	V	4.10	0.05	Johnson (1964)
HD9826	Johnson	V	4.10	0.05	Johnson (1965)
HD9826	Johnson	V	4.09	0.05	Häggkvist & Oja (1966)
HD9826	Johnson	V	4.10	0.05	Johnson et al. (1966b)
HD9826	Johnson	V	4.10	0.05	Johnson et al. (1966b)
HD9826	Johnson	V	4.08	0.05	Argue (1966)
HD9826	Johnson	V	4.10	0.05	Moffett & Barnes (1979)
HD9826	Johnson	V	4.09	0.05	Mermilliod (1986)
HD9826	13color	m58	3.95	0.05	Johnson & Mitchell (1975)
HD9826	13color	m63	3.78	0.05	Johnson & Mitchell (1975)
HD9826	Vilnius	S	3.61	0.05	Kakaras et al. (1968)
HD9826	WBVR	R	3.66	0.05	Kornilov et al. (1991)
HD9826	Johnson	R	3.64	0.05	Johnson et al. (1966b)
HD9826	13color	m72	3.60	0.05	Johnson & Mitchell (1975)
HD9826	13color	m80	3.46	0.05	Johnson & Mitchell (1975)
HD9826	13color	m86	3.43	0.05	Johnson & Mitchell (1975)
HD9826	Johnson	I	3.35	0.05	Johnson et al. (1966b)
HD9826	13color	m99	3.38	0.05	Johnson & Mitchell (1975)
HD9826	1000	200	3.22	0.05	Noguchi et al. (1981)
HD9826	13color	m110	3.28	0.05	Johnson & Mitchell (1975)
HD9826	1240	248	3.11	0.05	Selby et al. (1988)
HD9826	1250	250	3.17	0.05	Johnson (1965)
HD9826	Johnson	J	3.17	0.05	Johnson et al. (1966b)
HD9826	1250	250	3.17	0.05	Johnson et al. (1966b)
HD9826	1250	250	3.17	0.05	Johnson et al. (1968)
HD9826	1250	250	3.03	0.05	Noguchi et al. (1981)
HD9826	1250	250	3.11	0.05	Blackwell et al. (1990a)
HD9826	2Mass	J	3.18	0.21	Cutri et al. (2003)
HD9826	1650	330	2.99	0.05	Noguchi et al. (1981)
HD9826	2Mass	H	2.96	0.18	Cutri et al. (2003)
HD9826	2Mass	Ks	2.86	0.27	Cutri et al. (2003)
HD9826	2200	440	2.85	0.05	Johnson (1965)
HD9826	Johnson	K	2.85	0.05	Johnson et al. (1966b)
HD9826	2200	440	2.85	0.05	Johnson et al. (1966b)
HD9826	2200	440	2.85	0.05	Johnson et al. (1968)
HD9826	2200	440	2.84	0.05	Selby et al. (1988)
HD9826	2210	442	2.84	0.05	Blackwell et al. (1990a)
HD9826	2250	450	2.81	0.05	Noguchi et al. (1981)
HD9826	3120	624	2.88	0.05	Noguchi et al. (1981)
HD9826	3400	680	2.78	0.05	Johnson (1965)
HD9826	Johnson	L	2.79	0.05	Johnson et al. (1966b)
HD9826	3400	680	2.79	0.05	Johnson et al. (1966b)
HD9826	3500	700	2.79	0.05	Johnson et al. (1968)
HD9826	12000	2000	3.17	0.32	Beichman et al. (1988)
HD9826	25000	8000	0.76	0.08	Beichman et al. (1988)
HD10700	13color	m33	4.38	0.05	Johnson & Mitchell (1975)
HD10700	Vilnius	U	6.09	0.05	Kakaras et al. (1968)
HD10700	DDO	m35	5.68	0.05	McClure (1976)
HD10700	13color	m35	4.25	0.05	Johnson & Mitchell (1975)
HD10700	WBVR	W	4.25	0.05	Kornilov et al. (1991)
HD10700	Johnson	U	4.39	0.05	Johnson & Morgan (1953)
HD10700	Johnson	U	4.42	0.05	Johnson & Harris (1954)

TABLE 4 — CONTINUED

Star ID	System / Wavelength	Bandpass / Bandwidth	Value	Error	Reference
HD10700	Johnson	U	4.47	0.05	Hogg (1958)
HD10700	Johnson	U	4.42	0.05	Cousins & Stoy (1962)
HD10700	Johnson	U	4.42	0.05	Johnson (1964)
HD10700	Johnson	U	4.43	0.05	Johnson et al. (1966b)
HD10700	Johnson	U	4.43	0.05	Johnson et al. (1966b)
HD10700	Johnson	U	4.45	0.05	Gutierrez-Moreno & et al. (1966)
HD10700	Johnson	U	4.42	0.05	Cowley et al. (1967)
HD10700	Johnson	U	4.43	0.05	Oja (1970)
HD10700	Johnson	U	4.44	0.05	Cousins (1984)
HD10700	Johnson	U	4.44	0.05	Mermilliod (1986)
HD10700	Vilnius	P	5.66	0.05	Kakaras et al. (1968)
HD10700	13color	m37	4.51	0.05	Johnson & Mitchell (1975)
HD10700	DDO	m38	4.83	0.05	McClure (1976)
HD10700	DDO	m38	4.84	0.05	McClure (1976)
HD10700	13color	m40	4.58	0.05	Johnson & Mitchell (1975)
HD10700	Vilnius	X	4.98	0.05	Kakaras et al. (1968)
HD10700	DDO	m41	5.54	0.05	McClure (1976)
HD10700	DDO	m41	5.54	0.05	McClure (1976)
HD10700	Oja	m41	5.06	0.05	Häggkvist & Oja (1970)
HD10700	DDO	m42	5.56	0.05	McClure (1976)
HD10700	DDO	m42	5.56	0.05	McClure (1976)
HD10700	Oja	m42	5.13	0.05	Häggkvist & Oja (1970)
HD10700	WBVR	B	4.23	0.05	Kornilov et al. (1991)
HD10700	Johnson	B	4.21	0.05	Johnson & Morgan (1953)
HD10700	Johnson	B	4.22	0.05	Johnson & Harris (1954)
HD10700	Johnson	B	4.25	0.05	Niconov et al. (1957)
HD10700	Johnson	B	4.21	0.05	Arp (1958)
HD10700	Johnson	B	4.25	0.05	Hogg (1958)
HD10700	Johnson	B	4.22	0.05	Sadler (1961)
HD10700	Johnson	B	4.21	0.05	Cousins & Stoy (1962)
HD10700	Johnson	B	4.22	0.05	Cousins & Stoy (1962)
HD10700	Johnson	B	4.22	0.05	Johnson (1964)
HD10700	Johnson	B	4.22	0.05	Johnson et al. (1966b)
HD10700	Johnson	B	4.22	0.05	Johnson et al. (1966b)
HD10700	Johnson	B	4.22	0.05	Gutierrez-Moreno & et al. (1966)
HD10700	Johnson	B	4.18	0.05	Cowley et al. (1967)
HD10700	Johnson	B	4.23	0.05	Oja (1970)
HD10700	Johnson	B	4.26	0.05	Moffett & Barnes (1979)
HD10700	Johnson	B	4.24	0.05	Cousins (1984)
HD10700	Johnson	B	4.22	0.05	Mermilliod (1986)
HD10700	Oja	m45	4.01	0.05	Häggkvist & Oja (1970)
HD10700	DDO	m45	4.83	0.05	McClure (1976)
HD10700	DDO	m45	4.83	0.05	McClure (1976)
HD10700	13color	m45	4.06	0.05	Johnson & Mitchell (1975)
HD10700	Vilnius	Y	4.08	0.05	Kakaras et al. (1968)
HD10700	DDO	m48	3.76	0.05	McClure (1976)
HD10700	DDO	m48	3.77	0.05	McClure (1976)
HD10700	Vilnius	Z	3.75	0.05	Kakaras et al. (1968)
HD10700	13color	m52	3.73	0.05	Johnson & Mitchell (1975)
HD10700	WBVR	V	3.50	0.05	Kornilov et al. (1991)
HD10700	Vilnius	V	3.50	0.05	Kakaras et al. (1968)
HD10700	Johnson	V	3.49	0.05	Johnson & Morgan (1953)
HD10700	Johnson	V	3.50	0.05	Johnson & Harris (1954)
HD10700	Johnson	V	3.51	0.05	Niconov et al. (1957)
HD10700	Johnson	V	3.49	0.05	Arp (1958)
HD10700	Johnson	V	3.52	0.05	Hogg (1958)
HD10700	Johnson	V	3.49	0.05	Sadler (1961)
HD10700	Johnson	V	3.48	0.05	Cousins & Stoy (1962)
HD10700	Johnson	V	3.50	0.05	Johnson (1964)
HD10700	Johnson	V	3.50	0.05	Johnson et al. (1966b)
HD10700	Johnson	V	3.50	0.05	Johnson et al. (1966b)
HD10700	Johnson	V	3.49	0.05	Gutierrez-Moreno & et al. (1966)
HD10700	Johnson	V	3.45	0.05	Cowley et al. (1967)
HD10700	Johnson	V	3.50	0.05	Oja (1970)
HD10700	Johnson	V	3.53	0.05	Moffett & Barnes (1979)
HD10700	Johnson	V	3.51	0.05	Cousins (1984)
HD10700	Johnson	V	3.50	0.05	Mermilliod (1986)
HD10700	13color	m58	3.34	0.05	Johnson & Mitchell (1975)
HD10700	13color	m63	3.09	0.05	Johnson & Mitchell (1975)
HD10700	Vilnius	S	2.89	0.05	Kakaras et al. (1968)
HD10700	WBVR	R	2.89	0.05	Kornilov et al. (1991)
HD10700	Johnson	R	2.88	0.05	Johnson et al. (1966b)
HD10700	13color	m72	2.90	0.05	Johnson & Mitchell (1975)
HD10700	13color	m80	2.70	0.05	Johnson & Mitchell (1975)
HD10700	13color	m86	2.62	0.05	Johnson & Mitchell (1975)

TABLE 4 — CONTINUED

Star ID	System / Wavelength	Bandpass / Bandwidth	Value	Error	Reference
HD10700	Johnson	I	2.41	0.05	Johnson et al. (1966b)
HD10700	13color	m99	2.53	0.05	Johnson & Mitchell (1975)
HD10700	13color	m110	2.35	0.05	Johnson & Mitchell (1975)
HD10700	1240	248	2.13	0.05	Selby et al. (1988)
HD10700	Johnson	J	2.16	0.05	Johnson et al. (1966b)
HD10700	1250	250	2.16	0.05	Johnson et al. (1966b)
HD10700	1250	250	2.16	0.05	Johnson et al. (1968)
HD10700	1250	250	2.14	0.05	Arribas & Martinez Roger (1987)
HD10700	1250	250	2.16	0.05	Arribas & Martinez Roger (1989a)
HD10700	1250	250	2.13	0.05	Blackwell et al. (1990a)
HD10700	1250	250	2.07	0.05	Alonso et al. (1994a)
HD10700	2Mass	J	2.15	0.31	Cutri et al. (2003)
HD10700	1280	256	2.14	0.05	Alonso et al. (1994b)
HD10700	1280	256	2.08	0.05	Alonso et al. (1998)
HD10700	1650	330	1.76	0.05	Arribas & Martinez Roger (1987)
HD10700	1650	330	1.68	0.05	Arribas & Martinez Roger (1989a)
HD10700	1650	330	1.72	0.05	Alonso et al. (1994a)
HD10700	1650	330	1.78	0.05	Alonso et al. (1994b)
HD10700	1650	330	1.69	0.05	Alonso et al. (1998)
HD10700	2Mass	H	1.80	0.23	Cutri et al. (2003)
HD10700	2Mass	Ks	1.79	0.27	Cutri et al. (2003)
HD10700	2190	438	1.69	0.05	Alonso et al. (1994b)
HD10700	2190	438	1.64	0.05	Alonso et al. (1998)
HD10700	Johnson	K	1.68	0.05	Johnson et al. (1966b)
HD10700	2200	440	1.68	0.05	Johnson et al. (1966b)
HD10700	2200	440	1.68	0.05	Johnson et al. (1968)
HD10700	2200	440	1.71	0.05	Arribas & Martinez Roger (1987)
HD10700	2200	440	1.68	0.05	Selby et al. (1988)
HD10700	2200	440	1.70	0.05	Arribas & Martinez Roger (1989a)
HD10700	2200	440	1.64	0.05	Alonso et al. (1994a)
HD10700	2210	442	1.68	0.05	Blackwell et al. (1990a)
HD10700	3400	680	1.64	0.05	Arribas & Martinez Roger (1987)
HD10700	3400	680	1.65	0.05	Arribas & Martinez Roger (1989a)
HD10700	12000	2000	9.56	0.96	Beichman et al. (1988)
HD10700	25000	8000	2.16	0.22	Beichman et al. (1988)
HD10700	60000	12000	0.51	0.05	Beichman et al. (1988)
HD16765	WBVR	W	6.07	0.05	Kornilov et al. (1991)
HD16765	Johnson	U	6.18	0.05	Cousins (1963b)
HD16765	Johnson	U	6.21	0.05	Johnson et al. (1966b)
HD16765	Johnson	U	6.28	0.05	Imagawa (1967)
HD16765	Johnson	U	6.18	0.05	Rakos et al. (1982)
HD16765	Johnson	U	6.21	0.05	Walker (1983)
HD16765	WBVR	B	6.23	0.05	Kornilov et al. (1991)
HD16765	Johnson	B	6.22	0.05	Cousins (1963b)
HD16765	Johnson	B	6.23	0.05	Johnson et al. (1966b)
HD16765	Johnson	B	6.31	0.05	Imagawa (1967)
HD16765	Johnson	B	6.23	0.05	Rakos et al. (1982)
HD16765	Johnson	B	6.22	0.05	Walker (1983)
HD16765	WBVR	V	5.73	0.05	Kornilov et al. (1991)
HD16765	Johnson	V	5.70	0.05	Cousins (1963b)
HD16765	Johnson	V	5.71	0.05	Johnson et al. (1966b)
HD16765	Johnson	V	5.80	0.05	Imagawa (1967)
HD16765	Johnson	V	5.71	0.05	Rakos et al. (1982)
HD16765	Johnson	V	5.72	0.05	Walker (1983)
HD16765	WBVR	R	5.28	0.05	Kornilov et al. (1991)
HD16765	2Mass	J	4.72	0.30	Cutri et al. (2003)
HD16765	2Mass	H	4.64	0.12	Cutri et al. (2003)
HD16765	2Mass	Ks	4.51	0.01	Cutri et al. (2003)
HD16765	12000	2000	0.65	0.07	Beichman et al. (1988)
HD16895	13color	m33	4.48	0.05	Johnson & Mitchell (1975)
HD16895	13color	m35	4.41	0.05	Johnson & Mitchell (1975)
HD16895	WBVR	W	4.46	0.05	Kornilov et al. (1991)
HD16895	Johnson	U	4.59	0.05	Johnson & Morgan (1953)
HD16895	Johnson	U	4.62	0.05	Johnson (1964)
HD16895	Johnson	U	4.62	0.05	Johnson et al. (1966b)
HD16895	Johnson	U	4.62	0.05	Johnson et al. (1966b)
HD16895	Johnson	U	4.58	0.05	Argue (1966)
HD16895	Johnson	U	4.59	0.05	Mermilliod (1986)
HD16895	13color	m37	4.59	0.05	Johnson & Mitchell (1975)
HD16895	13color	m40	4.81	0.05	Johnson & Mitchell (1975)
HD16895	WBVR	B	4.61	0.05	Kornilov et al. (1991)
HD16895	Johnson	B	4.60	0.05	Johnson & Morgan (1953)
HD16895	Johnson	B	4.58	0.05	Niconov et al. (1957)
HD16895	Johnson	B	4.57	0.05	Oja (1963)
HD16895	Johnson	B	4.60	0.05	Johnson (1964)

TABLE 4 — CONTINUED

Star ID	System / Wavelength	Bandpass / Bandwidth	Value	Error	Reference
HD16895	Johnson	B	4.62	0.05	Johnson et al. (1966b)
HD16895	Johnson	B	4.62	0.05	Johnson et al. (1966b)
HD16895	Johnson	B	4.59	0.05	Argue (1966)
HD16895	Johnson	B	0.45	0.05	Imagawa (1967)
HD16895	Johnson	B	4.60	0.05	Mermilliod (1986)
HD16895	13color	m45	4.49	0.05	Johnson & Mitchell (1975)
HD16895	13color	m52	4.25	0.05	Johnson & Mitchell (1975)
HD16895	WBVR	V	4.11	0.05	Kornilov et al. (1991)
HD16895	Johnson	V	4.12	0.05	Johnson & Morgan (1953)
HD16895	Johnson	V	4.10	0.05	Niconov et al. (1957)
HD16895	Johnson	V	4.09	0.05	Oja (1963)
HD16895	Johnson	V	4.12	0.05	Johnson (1964)
HD16895	Johnson	V	4.13	0.05	Johnson et al. (1966b)
HD16895	Johnson	V	4.13	0.05	Johnson et al. (1966b)
HD16895	Johnson	V	4.09	0.05	Argue (1966)
HD16895	Johnson	V	0.48	0.05	Imagawa (1967)
HD16895	Johnson	V	4.12	0.05	Mermilliod (1986)
HD16895	13color	m58	4.00	0.05	Johnson & Mitchell (1975)
HD16895	13color	m63	3.82	0.05	Johnson & Mitchell (1975)
HD16895	WBVR	R	3.69	0.05	Kornilov et al. (1991)
HD16895	Johnson	R	3.67	0.05	Johnson et al. (1966b)
HD16895	13color	m72	3.70	0.05	Johnson & Mitchell (1975)
HD16895	13color	m80	3.54	0.05	Johnson & Mitchell (1975)
HD16895	13color	m86	3.52	0.05	Johnson & Mitchell (1975)
HD16895	Johnson	I	3.37	0.05	Johnson et al. (1966b)
HD16895	Johnson	I	3.81	0.07	Neugebauer & Leighton (1969b)
HD16895	13color	m99	3.44	0.05	Johnson & Mitchell (1975)
HD16895	13color	m110	3.34	0.05	Johnson & Mitchell (1975)
HD16895	Johnson	J	3.34	0.05	Johnson et al. (1968)
HD16895	1250	250	3.34	0.05	Johnson et al. (1968)
HD16895	1250	250	3.34	0.05	Voelcker (1975)
HD16895	2Mass	J	3.03	0.24	Cutri et al. (2003)
HD16895	Johnson	H	3.07	0.05	Johnson et al. (1968)
HD16895	1650	330	3.07	0.05	Johnson et al. (1968)
HD16895	1650	330	3.07	0.05	Voelcker (1975)
HD16895	2Mass	H	2.86	0.21	Cutri et al. (2003)
HD16895	2Mass	Ks	2.70	0.29	Cutri et al. (2003)
HD16895	Johnson	K	2.98	0.05	Johnson et al. (1968)
HD16895	2200	440	2.98	0.05	Johnson et al. (1968)
HD16895	Johnson	K	2.78	0.09	Neugebauer & Leighton (1969b)
HD16895	2200	440	2.98	0.05	Voelcker (1975)
HD16895	Johnson	L	2.96	0.05	Johnson et al. (1968)
HD16895	3500	700	2.96	0.05	Johnson et al. (1968)
HD16895	3500	700	2.96	0.05	Voelcker (1975)
HD19373	Vilnius	U	6.49	0.05	Kakaras et al. (1968)
HD19373	Johnson	U	4.74	0.05	Johnson & Morgan (1953)
HD19373	Johnson	U	4.77	0.05	Naur (1955)
HD19373	Johnson	U	4.76	0.05	de Vaucouleurs (1959)
HD19373	Johnson	U	4.79	0.05	Johnson (1964)
HD19373	Johnson	U	4.78	0.05	Johnson (1965)
HD19373	Johnson	U	4.76	0.05	Johnson et al. (1966b)
HD19373	Johnson	U	4.76	0.05	Johnson et al. (1966b)
HD19373	Johnson	U	4.77	0.05	Johnson et al. (1966b)
HD19373	Johnson	U	4.75	0.05	Argue (1966)
HD19373	Johnson	U	4.80	0.05	Cowley et al. (1967)
HD19373	Johnson	U	4.78	0.05	Jennens & Helfer (1975)
HD19373	Johnson	U	4.76	0.05	Mermilliod (1986)
HD19373	Vilnius	P	6.01	0.05	Kakaras et al. (1968)
HD19373	Vilnius	X	5.38	0.05	Kakaras et al. (1968)
HD19373	Johnson	B	4.65	0.05	Sharpless (1952)
HD19373	Johnson	B	4.64	0.05	Johnson & Morgan (1953)
HD19373	Johnson	B	4.65	0.05	Naur (1955)
HD19373	Johnson	B	4.62	0.05	Niconov et al. (1957)
HD19373	Johnson	B	4.66	0.05	de Vaucouleurs (1959)
HD19373	Johnson	B	4.63	0.05	Oja (1963)
HD19373	Johnson	B	4.64	0.05	Johnson (1964)
HD19373	Johnson	B	4.65	0.05	Johnson (1965)
HD19373	Johnson	B	4.63	0.05	Häggkvist & Oja (1966)
HD19373	Johnson	B	4.65	0.05	Johnson et al. (1966b)
HD19373	Johnson	B	4.65	0.05	Johnson et al. (1966b)
HD19373	Johnson	B	4.63	0.05	Argue (1966)
HD19373	Johnson	B	4.66	0.05	Cowley et al. (1967)
HD19373	Johnson	B	4.66	0.05	Jennens & Helfer (1975)
HD19373	Johnson	B	4.65	0.05	Mermilliod (1986)
HD19373	Vilnius	Y	4.59	0.05	Kakaras et al. (1968)

TABLE 4 — CONTINUED

Star ID	System / Wavelength	Bandpass / Bandwidth	Value	Error	Reference
HD19373	Vilnius	Z	4.26	0.05	Kakaras et al. (1968)
HD19373	Vilnius	V	4.05	0.05	Kakaras et al. (1968)
HD19373	Johnson	V	4.05	0.05	Sharpless (1952)
HD19373	Johnson	V	4.04	0.05	Johnson & Morgan (1953)
HD19373	Johnson	V	4.04	0.05	Naur (1955)
HD19373	Johnson	V	4.04	0.05	Niconov et al. (1957)
HD19373	Johnson	V	4.05	0.05	de Vaucouleurs (1959)
HD19373	Johnson	V	4.05	0.05	Oja (1963)
HD19373	Johnson	V	4.05	0.05	Johnson (1964)
HD19373	Johnson	V	4.05	0.05	Johnson (1965)
HD19373	Johnson	V	4.05	0.05	Häggkvist & Oja (1966)
HD19373	Johnson	V	4.05	0.05	Johnson et al. (1966b)
HD19373	Johnson	V	4.05	0.05	Johnson et al. (1966b)
HD19373	Johnson	V	4.04	0.05	Argue (1966)
HD19373	Johnson	V	4.07	0.05	Cowley et al. (1967)
HD19373	Johnson	V	4.06	0.05	Jennens & Helfer (1975)
HD19373	Johnson	V	4.05	0.05	Mermilliod (1986)
HD19373	Vilnius	S	3.52	0.05	Kakaras et al. (1968)
HD19373	Johnson	R	3.52	0.05	Johnson et al. (1966b)
HD19373	Johnson	I	3.23	0.05	Johnson et al. (1966b)
HD19373	1240	248	2.97	0.05	Selby et al. (1988)
HD19373	1250	250	3.05	0.05	Johnson (1965)
HD19373	Johnson	J	3.05	0.05	Johnson et al. (1966b)
HD19373	1250	250	3.05	0.05	Johnson et al. (1966b)
HD19373	Johnson	J	3.06	0.05	Johnson et al. (1968)
HD19373	1250	250	3.06	0.05	Johnson et al. (1968)
HD19373	1250	250	3.06	0.05	Voelcker (1975)
HD19373	1250	250	2.97	0.05	Blackwell et al. (1990a)
HD19373	2Mass	J	3.14	0.25	Cutri et al. (2003)
HD19373	Johnson	H	2.73	0.05	Johnson et al. (1968)
HD19373	1650	330	2.73	0.05	Johnson et al. (1968)
HD19373	1650	330	2.73	0.05	Voelcker (1975)
HD19373	2Mass	H	2.88	0.21	Cutri et al. (2003)
HD19373	2Mass	Ks	2.72	0.27	Cutri et al. (2003)
HD19373	2200	440	2.71	0.05	Johnson (1965)
HD19373	Johnson	K	2.71	0.05	Johnson et al. (1966b)
HD19373	2200	440	2.71	0.05	Johnson et al. (1966b)
HD19373	Johnson	K	2.69	0.05	Johnson et al. (1968)
HD19373	2200	440	2.69	0.05	Johnson et al. (1968)
HD19373	2200	440	2.71	0.05	Voelcker (1975)
HD19373	2200	440	2.66	0.05	Selby et al. (1988)
HD19373	2210	442	2.66	0.05	Blackwell et al. (1990a)
HD19373	Johnson	L	2.66	0.05	Johnson et al. (1968)
HD19373	3500	700	2.66	0.05	Johnson et al. (1968)
HD19373	3500	700	2.53	0.05	Voelcker (1975)
HD19994	WBVR	W	5.59	0.05	Kornilov et al. (1991)
HD19994	Johnson	U	5.73	0.05	Cousins (1963b)
HD19994	Johnson	U	5.75	0.05	Johnson et al. (1966b)
HD19994	Johnson	U	5.85	0.05	Imagawa (1967)
HD19994	Johnson	U	5.74	0.05	Mermilliod (1986)
HD19994	DDO	m38	6.09	0.05	McClure (1976)
HD19994	DDO	m41	6.89	0.05	McClure (1976)
HD19994	Oja	m41	6.42	0.05	Häggkvist & Oja (1970)
HD19994	DDO	m42	6.85	0.05	McClure (1976)
HD19994	Oja	m42	6.42	0.05	Häggkvist & Oja (1970)
HD19994	WBVR	B	5.63	0.05	Kornilov et al. (1991)
HD19994	Johnson	B	5.66	0.05	Niconov et al. (1957)
HD19994	Johnson	B	5.62	0.05	Cousins (1963b)
HD19994	Johnson	B	5.63	0.05	Johnson et al. (1966b)
HD19994	Johnson	B	5.73	0.05	Imagawa (1967)
HD19994	Johnson	B	5.65	0.05	Mermilliod (1986)
HD19994	Oja	m45	5.45	0.05	Häggkvist & Oja (1970)
HD19994	DDO	m45	6.28	0.05	McClure (1976)
HD19994	DDO	m48	5.29	0.05	McClure (1976)
HD19994	WBVR	V	5.07	0.05	Kornilov et al. (1991)
HD19994	Johnson	V	5.06	0.05	Niconov et al. (1957)
HD19994	Johnson	V	5.05	0.05	Cousins (1963b)
HD19994	Johnson	V	5.06	0.05	Johnson et al. (1966b)
HD19994	Johnson	V	5.19	0.05	Imagawa (1967)
HD19994	Johnson	V	5.08	0.05	Mermilliod (1986)
HD19994	WBVR	R	4.60	0.05	Kornilov et al. (1991)
HD19994	2Mass	J	4.17	0.28	Cutri et al. (2003)
HD19994	2Mass	H	3.77	0.24	Cutri et al. (2003)
HD19994	2Mass	Ks	3.75	0.24	Cutri et al. (2003)
HD19994	12000	2000	1.46	0.15	Beichman et al. (1988)

TABLE 4 — CONTINUED

Star ID	System / Wavelength	Bandpass / Bandwidth	Value	Error	Reference
HD20630	13color	m33	5.55	0.05	Johnson & Mitchell (1975)
HD20630	DDO	m35	6.98	0.05	McClure (1976)
HD20630	DDO	m35	7.01	0.05	McClure (1976)
HD20630	13color	m35	5.47	0.05	Johnson & Mitchell (1975)
HD20630	WBVR	W	5.54	0.05	Kornilov et al. (1991)
HD20630	Johnson	U	5.68	0.05	Johnson & Morgan (1953)
HD20630	Johnson	U	5.68	0.05	Johnson & Harris (1954)
HD20630	Johnson	U	5.71	0.05	Hogg (1958)
HD20630	Johnson	U	5.68	0.05	de Vaucouleurs (1959)
HD20630	Johnson	U	5.72	0.05	Cousins & Stoy (1962)
HD20630	Johnson	U	5.72	0.05	Tift (1963)
HD20630	Johnson	U	5.71	0.05	Johnson et al. (1966b)
HD20630	Johnson	U	5.71	0.05	Johnson et al. (1966b)
HD20630	Johnson	U	5.67	0.05	Argue (1966)
HD20630	Johnson	U	5.68	0.05	Argue (1966)
HD20630	Johnson	U	5.73	0.05	Gutierrez-Moreno & et al. (1966)
HD20630	Johnson	U	5.69	0.05	Pfleiderer et al. (1966)
HD20630	Johnson	U	5.70	0.05	Oja (1970)
HD20630	Johnson	U	5.69	0.05	Cousins (1984)
HD20630	Johnson	U	5.70	0.05	Mermilliod (1986)
HD20630	13color	m37	5.69	0.05	Johnson & Mitchell (1975)
HD20630	DDO	m38	6.09	0.05	McClure (1976)
HD20630	DDO	m38	6.10	0.05	McClure (1976)
HD20630	13color	m40	5.81	0.05	Johnson & Mitchell (1975)
HD20630	DDO	m41	6.83	0.05	McClure (1976)
HD20630	DDO	m41	6.83	0.05	McClure (1976)
HD20630	Oja	m41	6.36	0.05	Häggkvist & Oja (1970)
HD20630	DDO	m42	6.81	0.05	McClure (1976)
HD20630	DDO	m42	6.82	0.05	McClure (1976)
HD20630	Oja	m42	6.39	0.05	Häggkvist & Oja (1970)
HD20630	WBVR	B	5.52	0.05	Kornilov et al. (1991)
HD20630	Johnson	B	5.51	0.05	Sharpless (1952)
HD20630	Johnson	B	5.50	0.05	Johnson & Morgan (1953)
HD20630	Johnson	B	5.50	0.05	Johnson & Harris (1954)
HD20630	Johnson	B	5.54	0.05	Niconov et al. (1957)
HD20630	Johnson	B	5.49	0.05	Arp (1958)
HD20630	Johnson	B	5.53	0.05	Hogg (1958)
HD20630	Johnson	B	5.51	0.05	de Vaucouleurs (1959)
HD20630	Johnson	B	5.51	0.05	Sadler (1961)
HD20630	Johnson	B	5.53	0.05	Nikrasova et al. (1962)
HD20630	Johnson	B	5.52	0.05	Cousins & Stoy (1962)
HD20630	Johnson	B	5.52	0.05	Tift (1963)
HD20630	Johnson	B	5.53	0.05	Häggkvist & Oja (1966)
HD20630	Johnson	B	5.52	0.05	Johnson et al. (1966b)
HD20630	Johnson	B	5.52	0.05	Johnson et al. (1966b)
HD20630	Johnson	B	5.49	0.05	Argue (1966)
HD20630	Johnson	B	5.50	0.05	Argue (1966)
HD20630	Johnson	B	5.53	0.05	Gutierrez-Moreno & et al. (1966)
HD20630	Johnson	B	5.50	0.05	Pfleiderer et al. (1966)
HD20630	Johnson	B	5.54	0.05	Oja (1970)
HD20630	Johnson	B	5.50	0.05	Cousins (1984)
HD20630	Johnson	B	5.50	0.05	Mermilliod (1986)
HD20630	Oja	m45	5.32	0.05	Häggkvist & Oja (1970)
HD20630	DDO	m45	6.13	0.05	McClure (1976)
HD20630	DDO	m45	6.14	0.05	McClure (1976)
HD20630	13color	m45	5.32	0.05	Johnson & Mitchell (1975)
HD20630	DDO	m48	5.10	0.05	McClure (1976)
HD20630	DDO	m48	5.10	0.05	McClure (1976)
HD20630	13color	m52	5.01	0.05	Johnson & Mitchell (1975)
HD20630	WBVR	V	4.84	0.05	Kornilov et al. (1991)
HD20630	Johnson	V	4.83	0.05	Sharpless (1952)
HD20630	Johnson	V	4.82	0.05	Johnson & Morgan (1953)
HD20630	Johnson	V	4.82	0.05	Johnson & Harris (1954)
HD20630	Johnson	V	4.84	0.05	Niconov et al. (1957)
HD20630	Johnson	V	4.82	0.05	Arp (1958)
HD20630	Johnson	V	4.86	0.05	Hogg (1958)
HD20630	Johnson	V	4.83	0.05	de Vaucouleurs (1959)
HD20630	Johnson	V	4.83	0.05	Sadler (1961)
HD20630	Johnson	V	4.85	0.05	Nikrasova et al. (1962)
HD20630	Johnson	V	4.84	0.05	Cousins & Stoy (1962)
HD20630	Johnson	V	4.84	0.05	Tift (1963)
HD20630	Johnson	V	4.85	0.05	Häggkvist & Oja (1966)
HD20630	Johnson	V	4.84	0.05	Johnson et al. (1966b)
HD20630	Johnson	V	4.84	0.05	Johnson et al. (1966b)
HD20630	Johnson	V	4.82	0.05	Argue (1966)

TABLE 4 — CONTINUED

Star ID	System / Wavelength	Bandpass / Bandwidth	Value	Error	Reference
HD20630	Johnson	V	4.83	0.05	Argue (1966)
HD20630	Johnson	V	4.84	0.05	Gutierrez-Moreno & et al. (1966)
HD20630	Johnson	V	4.81	0.05	Pfleiderer et al. (1966)
HD20630	Johnson	V	4.85	0.05	Oja (1970)
HD20630	Johnson	V	4.83	0.05	Cousins (1984)
HD20630	Johnson	V	4.82	0.05	Mermilliod (1986)
HD20630	13color	m58	4.65	0.05	Johnson & Mitchell (1975)
HD20630	13color	m63	4.45	0.05	Johnson & Mitchell (1975)
HD20630	WBVR	R	4.31	0.05	Kornilov et al. (1991)
HD20630	Johnson	R	4.27	0.05	Johnson et al. (1966b)
HD20630	13color	m72	4.24	0.05	Johnson & Mitchell (1975)
HD20630	13color	m80	4.08	0.05	Johnson & Mitchell (1975)
HD20630	13color	m86	4.02	0.05	Johnson & Mitchell (1975)
HD20630	Johnson	I	3.91	0.05	Johnson et al. (1966b)
HD20630	13color	m99	3.93	0.05	Johnson & Mitchell (1975)
HD20630	1060	212	4.86	0.05	Irvine et al. (1968a)
HD20630	1060	212	4.82	0.05	Irvine et al. (1968b)
HD20630	13color	m110	3.79	0.05	Johnson & Mitchell (1975)
HD20630	1200	240	3.65	0.05	Allen & Cragg (1983)
HD20630	1240	248	3.64	0.05	Selby et al. (1988)
HD20630	1250	250	3.71	0.05	Arribas & Martinez Roger (1989a)
HD20630	1250	250	3.64	0.05	Blackwell et al. (1990a)
HD20630	2Mass	J	3.41	0.19	Cutri et al. (2003)
HD20630	1640	328	3.35	0.05	Allen & Cragg (1983)
HD20630	1650	330	3.35	0.05	Arribas & Martinez Roger (1989a)
HD20630	2Mass	H	3.04	0.18	Cutri et al. (2003)
HD20630	2Mass	Ks	2.96	0.21	Cutri et al. (2003)
HD20630	2190	438	3.27	0.05	Allen & Cragg (1983)
HD20630	2200	440	3.27	0.05	Selby et al. (1988)
HD20630	2200	440	3.34	0.05	Arribas & Martinez Roger (1989a)
HD20630	2210	442	3.27	0.05	Blackwell et al. (1990a)
HD20630	3400	680	3.23	0.05	Arribas & Martinez Roger (1989a)
HD20630	12000	2000	2.04	0.20	Beichman et al. (1988)
HD20630	25000	8000	0.47	0.05	Beichman et al. (1988)
HD21019	WBVR	W	6.90	0.05	Kornilov et al. (1991)
HD21019	Johnson	U	7.05	0.05	Cousins (1963a)
HD21019	Johnson	U	7.06	0.05	Johnson et al. (1966b)
HD21019	Johnson	U	7.07	0.05	Mermilliod (1986)
HD21019	WBVR	B	6.92	0.05	Kornilov et al. (1991)
HD21019	Johnson	B	6.89	0.05	Cousins & Stoy (1962)
HD21019	Johnson	B	6.90	0.05	Cousins (1963a)
HD21019	Johnson	B	6.90	0.05	Johnson et al. (1966b)
HD21019	Johnson	B	6.91	0.05	Mermilliod (1986)
HD21019	WBVR	V	6.21	0.05	Kornilov et al. (1991)
HD21019	Johnson	V	6.19	0.05	Cousins & Stoy (1962)
HD21019	Johnson	V	6.19	0.05	Cousins (1963a)
HD21019	Johnson	V	6.20	0.05	Johnson et al. (1966b)
HD21019	Johnson	V	6.21	0.05	Mermilliod (1986)
HD21019	WBVR	R	5.61	0.05	Kornilov et al. (1991)
HD21019	2Mass	J	4.91	0.00	Cutri et al. (2003)
HD21019	2Mass	H	4.58	0.08	Cutri et al. (2003)
HD21019	2Mass	Ks	4.42	0.02	Cutri et al. (2003)
HD22484	13color	m33	4.81	0.05	Johnson & Mitchell (1975)
HD22484	Vilnius	U	6.66	0.05	Kakaras et al. (1968)
HD22484	13color	m35	4.71	0.05	Johnson & Mitchell (1975)
HD22484	WBVR	W	4.78	0.05	Kornilov et al. (1991)
HD22484	Johnson	U	4.91	0.05	Cousins & Stoy (1962)
HD22484	Johnson	U	4.93	0.05	Johnson (1964)
HD22484	Johnson	U	4.93	0.05	Johnson et al. (1966b)
HD22484	Johnson	U	4.93	0.05	Johnson et al. (1966b)
HD22484	Johnson	U	4.90	0.05	Argue (1966)
HD22484	Johnson	U	4.95	0.05	Cowley et al. (1967)
HD22484	Johnson	U	4.94	0.05	Rucinski (1983)
HD22484	Johnson	U	4.93	0.05	Mermilliod (1986)
HD22484	Vilnius	P	6.17	0.05	Kakaras et al. (1968)
HD22484	13color	m37	4.88	0.05	Johnson & Mitchell (1975)
HD22484	DDO	m38	5.28	0.05	McClure (1976)
HD22484	13color	m40	5.09	0.05	Johnson & Mitchell (1975)
HD22484	Vilnius	X	5.57	0.05	Kakaras et al. (1968)
HD22484	DDO	m41	6.11	0.05	McClure (1976)
HD22484	Oja	m41	5.66	0.05	Häggkvist & Oja (1970)
HD22484	DDO	m42	6.09	0.05	McClure (1976)
HD22484	Oja	m42	5.67	0.05	Häggkvist & Oja (1970)
HD22484	WBVR	B	4.86	0.05	Kornilov et al. (1991)
HD22484	Johnson	B	4.88	0.05	Niconov et al. (1957)

TABLE 4 — CONTINUED

Star ID	System / Wavelength	Bandpass / Bandwidth	Value	Error	Reference
HD22484	Johnson	B	4.86	0.05	Sadler (1961)
HD22484	Johnson	B	4.86	0.05	Cousins & Stoy (1962)
HD22484	Johnson	B	4.86	0.05	Johnson (1964)
HD22484	Johnson	B	4.87	0.05	Lake (1964a)
HD22484	Johnson	B	4.86	0.05	Häggkvist & Oja (1966)
HD22484	Johnson	B	4.85	0.05	Johnson et al. (1966b)
HD22484	Johnson	B	4.85	0.05	Johnson et al. (1966b)
HD22484	Johnson	B	4.84	0.05	Argue (1966)
HD22484	Johnson	B	4.87	0.05	Cowley et al. (1967)
HD22484	Johnson	B	4.91	0.05	Rucinski (1983)
HD22484	Johnson	B	4.85	0.05	Mermilliod (1986)
HD22484	Oja	m45	4.70	0.05	Häggkvist & Oja (1970)
HD22484	DDO	m45	5.51	0.05	McClure (1976)
HD22484	13color	m45	4.72	0.05	Johnson & Mitchell (1975)
HD22484	Vilnius	Y	4.82	0.05	Kakaras et al. (1968)
HD22484	DDO	m48	4.51	0.05	McClure (1976)
HD22484	Vilnius	Z	4.50	0.05	Kakaras et al. (1968)
HD22484	13color	m52	4.42	0.05	Johnson & Mitchell (1975)
HD22484	WBVR	V	4.29	0.05	Kornilov et al. (1991)
HD22484	Vilnius	V	4.29	0.05	Kakaras et al. (1968)
HD22484	Johnson	V	4.30	0.05	Niconov et al. (1957)
HD22484	Johnson	V	4.28	0.05	Sadler (1961)
HD22484	Johnson	V	4.28	0.05	Cousins & Stoy (1962)
HD22484	Johnson	V	4.28	0.05	Johnson (1964)
HD22484	Johnson	V	4.30	0.05	Lake (1964a)
HD22484	Johnson	V	4.29	0.05	Häggkvist & Oja (1966)
HD22484	Johnson	V	4.28	0.05	Johnson et al. (1966b)
HD22484	Johnson	V	4.28	0.05	Johnson et al. (1966b)
HD22484	Johnson	V	4.27	0.05	Argue (1966)
HD22484	Johnson	V	4.29	0.05	Cowley et al. (1967)
HD22484	Johnson	V	4.36	0.05	Rucinski (1983)
HD22484	Johnson	V	4.28	0.05	Mermilliod (1986)
HD22484	13color	m58	4.16	0.05	Johnson & Mitchell (1975)
HD22484	13color	m63	3.97	0.05	Johnson & Mitchell (1975)
HD22484	Vilnius	S	3.76	0.05	Kakaras et al. (1968)
HD22484	WBVR	R	3.82	0.05	Kornilov et al. (1991)
HD22484	Johnson	R	3.79	0.05	Johnson et al. (1966b)
HD22484	13color	m72	3.86	0.05	Johnson & Mitchell (1975)
HD22484	13color	m80	3.65	0.05	Johnson & Mitchell (1975)
HD22484	13color	m86	3.58	0.05	Johnson & Mitchell (1975)
HD22484	Johnson	I	3.47	0.05	Johnson et al. (1966b)
HD22484	13color	m99	3.54	0.05	Johnson & Mitchell (1975)
HD22484	13color	m110	3.41	0.05	Johnson & Mitchell (1975)
HD22484	1240	248	3.22	0.05	Selby et al. (1988)
HD22484	Johnson	J	3.28	0.05	Johnson et al. (1966b)
HD22484	1250	250	3.28	0.05	Johnson et al. (1966b)
HD22484	Johnson	J	3.29	0.05	Johnson et al. (1968)
HD22484	1250	250	3.29	0.05	Johnson et al. (1968)
HD22484	1250	250	3.29	0.05	Ghosh et al. (1984)
HD22484	1250	250	3.22	0.05	Blackwell et al. (1990a)
HD22484	2Mass	J	3.19	0.25	Cutri et al. (2003)
HD22484	Johnson	H	3.01	0.05	Johnson et al. (1968)
HD22484	1650	330	3.01	0.05	Johnson et al. (1968)
HD22484	1650	330	3.01	0.05	Ghosh et al. (1984)
HD22484	2Mass	H	2.92	0.20	Cutri et al. (2003)
HD22484	2Mass	Ks	2.84	0.26	Cutri et al. (2003)
HD22484	Johnson	K	2.94	0.05	Johnson et al. (1966b)
HD22484	2200	440	2.94	0.05	Johnson et al. (1966b)
HD22484	Johnson	K	2.92	0.05	Johnson et al. (1968)
HD22484	2200	440	2.92	0.05	Johnson et al. (1968)
HD22484	2200	440	2.92	0.05	Ghosh et al. (1984)
HD22484	2200	440	2.90	0.05	Selby et al. (1988)
HD22484	2210	442	2.90	0.05	Blackwell et al. (1990a)
HD22484	Johnson	L	2.91	0.05	Johnson et al. (1968)
HD22484	3500	700	2.91	0.05	Johnson et al. (1968)
HD22484	12000	2000	2.92	0.29	Beichman et al. (1988)
HD22484	25000	8000	0.73	0.07	Beichman et al. (1988)
HD23249	13color	m33	5.02	0.05	Johnson & Mitchell (1975)
HD23249	DDO	m35	6.42	0.05	McClure (1976)
HD23249	13color	m35	4.92	0.05	Johnson & Mitchell (1975)
HD23249	WBVR	W	4.97	0.05	Kornilov et al. (1991)
HD23249	Johnson	U	5.16	0.05	Johnson & Knuckles (1957)
HD23249	Johnson	U	5.15	0.05	Cousins & Stoy (1962)
HD23249	Johnson	U	5.13	0.05	Tift (1963)
HD23249	Johnson	U	5.12	0.05	Johnson (1964)

TABLE 4 — CONTINUED

Star ID	System / Wavelength	Bandpass / Bandwidth	Value	Error	Reference
HD23249	Johnson	U	5.13	0.05	Johnson et al. (1966b)
HD23249	Johnson	U	5.13	0.05	Johnson et al. (1966b)
HD23249	Johnson	U	5.14	0.05	Gutierrez-Moreno & et al. (1966)
HD23249	Johnson	U	5.16	0.05	Cowley et al. (1967)
HD23249	Johnson	U	5.12	0.05	Moreno (1971)
HD23249	Johnson	U	5.12	0.05	Moreno (1971)
HD23249	Johnson	U	5.12	0.05	Jennens & Helfer (1975)
HD23249	Johnson	U	5.13	0.05	Mermilliod (1986)
HD23249	13color	m37	5.10	0.05	Johnson & Mitchell (1975)
HD23249	DDO	m38	5.43	0.05	McClure (1976)
HD23249	DDO	m38	5.44	0.05	McClure (1976)
HD23249	13color	m40	4.92	0.05	Johnson & Mitchell (1975)
HD23249	Vilnius	X	5.45	0.05	Kakaras et al. (1968)
HD23249	DDO	m41	5.95	0.05	McClure (1976)
HD23249	DDO	m41	5.97	0.05	McClure (1976)
HD23249	Oja	m41	5.51	0.05	Häggkvist & Oja (1970)
HD23249	DDO	m42	5.85	0.05	McClure (1976)
HD23249	DDO	m42	5.86	0.05	McClure (1976)
HD23249	Oja	m42	5.43	0.05	Häggkvist & Oja (1970)
HD23249	WBVR	B	4.46	0.05	Kornilov et al. (1991)
HD23249	Johnson	B	4.47	0.05	Johnson & Knuckles (1957)
HD23249	Johnson	B	4.47	0.05	Niconov et al. (1957)
HD23249	Johnson	B	4.44	0.05	Popper (1959)
HD23249	Johnson	B	4.44	0.05	Sadler (1961)
HD23249	Johnson	B	4.44	0.05	Cousins & Stoy (1962)
HD23249	Johnson	B	4.45	0.05	Cousins & Stoy (1962)
HD23249	Johnson	B	4.45	0.05	Tift (1963)
HD23249	Johnson	B	4.45	0.05	Johnson (1964)
HD23249	Johnson	B	4.46	0.05	Johnson et al. (1966b)
HD23249	Johnson	B	4.46	0.05	Johnson et al. (1966b)
HD23249	Johnson	B	4.45	0.05	Gutierrez-Moreno & et al. (1966)
HD23249	Johnson	B	4.46	0.05	Cowley et al. (1967)
HD23249	Johnson	B	4.43	0.05	Moreno (1971)
HD23249	Johnson	B	4.43	0.05	Moreno (1971)
HD23249	Johnson	B	4.45	0.05	Jennens & Helfer (1975)
HD23249	Johnson	B	4.44	0.05	Mermilliod (1986)
HD23249	Oja	m45	4.17	0.05	Häggkvist & Oja (1970)
HD23249	DDO	m45	4.97	0.05	McClure (1976)
HD23249	DDO	m45	4.98	0.05	McClure (1976)
HD23249	13color	m45	4.14	0.05	Johnson & Mitchell (1975)
HD23249	Vilnius	Y	4.25	0.05	Kakaras et al. (1968)
HD23249	DDO	m48	3.85	0.05	McClure (1976)
HD23249	DDO	m48	3.86	0.05	McClure (1976)
HD23249	Vilnius	Z	3.84	0.05	Kakaras et al. (1968)
HD23249	13color	m52	3.76	0.05	Johnson & Mitchell (1975)
HD23249	WBVR	V	3.53	0.05	Kornilov et al. (1991)
HD23249	Vilnius	V	3.54	0.05	Kakaras et al. (1968)
HD23249	Johnson	V	3.55	0.05	Johnson & Knuckles (1957)
HD23249	Johnson	V	3.56	0.05	Niconov et al. (1957)
HD23249	Johnson	V	3.52	0.05	Popper (1959)
HD23249	Johnson	V	3.52	0.05	Sadler (1961)
HD23249	Johnson	V	3.52	0.05	Cousins & Stoy (1962)
HD23249	Johnson	V	3.52	0.05	Tift (1963)
HD23249	Johnson	V	3.52	0.05	Johnson (1964)
HD23249	Johnson	V	3.54	0.05	Johnson et al. (1966b)
HD23249	Johnson	V	3.54	0.05	Johnson et al. (1966b)
HD23249	Johnson	V	3.52	0.05	Gutierrez-Moreno & et al. (1966)
HD23249	Johnson	V	3.54	0.05	Cowley et al. (1967)
HD23249	Johnson	V	3.53	0.05	Moreno (1971)
HD23249	Johnson	V	3.53	0.05	Moreno (1971)
HD23249	Johnson	V	3.52	0.05	Jennens & Helfer (1975)
HD23249	Johnson	V	3.52	0.05	Mermilliod (1986)
HD23249	13color	m58	3.30	0.05	Johnson & Mitchell (1975)
HD23249	13color	m63	3.01	0.05	Johnson & Mitchell (1975)
HD23249	Vilnius	S	2.84	0.05	Kakaras et al. (1968)
HD23249	WBVR	R	2.82	0.05	Kornilov et al. (1991)
HD23249	Johnson	R	2.82	0.05	Johnson et al. (1966b)
HD23249	Johnson	R	2.84	0.05	Moreno (1971)
HD23249	13color	m72	2.83	0.05	Johnson & Mitchell (1975)
HD23249	13color	m80	2.62	0.05	Johnson & Mitchell (1975)
HD23249	13color	m86	2.53	0.05	Johnson & Mitchell (1975)
HD23249	Johnson	I	2.32	0.05	Johnson et al. (1966b)
HD23249	13color	m99	2.40	0.05	Johnson & Mitchell (1975)
HD23249	13color	m110	2.22	0.05	Johnson & Mitchell (1975)
HD23249	1200	240	1.99	0.05	Glass (1974)

TABLE 4 — CONTINUED

Star ID	System / Wavelength	Bandpass / Bandwidth	Value	Error	Reference
HD23249	Johnson	J	1.96	0.05	Johnson et al. (1966b)
HD23249	1250	250	1.96	0.05	Johnson et al. (1966b)
HD23249	Johnson	J	1.99	0.05	Glass (1974)
HD23249	1250	250	1.98	0.05	Encrenaz et al. (1984)
HD23249	1250	250	2.00	0.05	Arribas & Martinez Roger (1989a)
HD23249	1250	250	2.01	0.05	Carter (1990)
HD23249	2Mass	J	2.06	0.36	Cutri et al. (2003)
HD23249	1600	320	1.53	0.05	Glass (1974)
HD23249	Johnson	H	1.53	0.05	Glass (1974)
HD23249	1650	330	1.53	0.05	Encrenaz et al. (1984)
HD23249	1650	330	1.56	0.05	Arribas & Martinez Roger (1989a)
HD23249	1650	330	1.49	0.05	Carter (1990)
HD23249	2Mass	H	1.73	0.28	Cutri et al. (2003)
HD23249	2Mass	Ks	1.62	0.29	Cutri et al. (2003)
HD23249	Johnson	K	1.40	0.05	Johnson et al. (1966b)
HD23249	2200	440	1.40	0.05	Johnson et al. (1966b)
HD23249	Johnson	K	1.45	0.05	Glass (1974)
HD23249	2200	440	1.45	0.05	Glass (1974)
HD23249	2200	440	1.44	0.05	Encrenaz et al. (1984)
HD23249	2200	440	1.44	0.05	Arribas & Martinez Roger (1989a)
HD23249	2200	440	1.42	0.05	Carter (1990)
HD23249	Johnson	L	1.41	0.05	Glass (1974)
HD23249	3400	680	1.41	0.05	Glass (1974)
HD23249	3400	680	1.36	0.05	Arribas & Martinez Roger (1989a)
HD23249	3400	680	1.40	0.05	Carter (1990)
HD23249	12000	2000	11.71	1.17	Beichman et al. (1988)
HD23249	25000	8000	2.67	0.27	Beichman et al. (1988)
HD23249	60000	12000	0.47	0.05	Beichman et al. (1988)
HD30652	13color	m33	3.49	0.05	Johnson & Mitchell (1975)
HD30652	DDO	m35	4.94	0.05	McClure (1976)
HD30652	DDO	m35	4.94	0.05	McClure (1976)
HD30652	13color	m35	3.42	0.05	Johnson & Mitchell (1975)
HD30652	WBVR	W	3.48	0.05	Kornilov et al. (1991)
HD30652	Johnson	U	3.62	0.05	Johnson & Morgan (1953)
HD30652	Johnson	U	3.63	0.05	Johnson & Harris (1954)
HD30652	Johnson	U	3.61	0.05	Hogg (1958)
HD30652	Johnson	U	3.63	0.05	Grant (1959)
HD30652	Johnson	U	3.61	0.05	Cousins & Stoy (1962)
HD30652	Johnson	U	3.63	0.05	Shao (1964)
HD30652	Johnson	U	3.63	0.05	Johnson (1964)
HD30652	Johnson	U	3.64	0.05	Johnson et al. (1966b)
HD30652	Johnson	U	3.64	0.05	Johnson et al. (1966b)
HD30652	Johnson	U	3.61	0.05	Argue (1966)
HD30652	Johnson	U	3.65	0.05	Gutierrez-Moreno & et al. (1966)
HD30652	Johnson	U	3.64	0.05	Moreno (1971)
HD30652	Johnson	U	3.64	0.05	Moreno (1971)
HD30652	Johnson	U	3.68	0.05	Celis S. (1975)
HD30652	Johnson	U	3.62	0.05	Oja (1983)
HD30652	Johnson	U	3.61	0.05	Oja (1984)
HD30652	Johnson	U	3.61	0.05	Cousins (1984)
HD30652	Johnson	U	3.63	0.05	Oja (1985a)
HD30652	Johnson	U	3.59	0.05	Oja (1986)
HD30652	Johnson	U	3.62	0.05	Mermilliod (1986)
HD30652	13color	m37	3.60	0.05	Johnson & Mitchell (1975)
HD30652	DDO	m38	3.96	0.05	McClure (1976)
HD30652	DDO	m38	3.96	0.05	McClure (1976)
HD30652	13color	m40	3.82	0.05	Johnson & Mitchell (1975)
HD30652	DDO	m41	4.86	0.05	McClure (1976)
HD30652	DDO	m41	4.86	0.05	McClure (1976)
HD30652	DDO	m42	4.82	0.05	McClure (1976)
HD30652	DDO	m42	4.82	0.05	McClure (1976)
HD30652	WBVR	B	3.64	0.05	Kornilov et al. (1991)
HD30652	Johnson	B	3.64	0.05	Sharpless (1952)
HD30652	Johnson	B	3.62	0.05	Johnson & Morgan (1953)
HD30652	Johnson	B	3.64	0.05	Johnson & Harris (1954)
HD30652	Johnson	B	3.67	0.05	Niconov et al. (1957)
HD30652	Johnson	B	3.65	0.05	Hogg (1958)
HD30652	Johnson	B	3.64	0.05	Grant (1959)
HD30652	Johnson	B	3.64	0.05	Sadler (1961)
HD30652	Johnson	B	3.66	0.05	Gascoigne (1962)
HD30652	Johnson	B	3.65	0.05	Cousins & Stoy (1962)
HD30652	Johnson	B	3.64	0.05	Shao (1964)
HD30652	Johnson	B	3.64	0.05	Johnson (1964)
HD30652	Johnson	B	3.64	0.05	Häggkvist & Oja (1966)
HD30652	Johnson	B	3.65	0.05	Johnson et al. (1966b)

TABLE 4 — CONTINUED

Star ID	System / Wavelength	Bandpass / Bandwidth	Value	Error	Reference
HD30652	Johnson	B	3.65	0.05	Johnson et al. (1966b)
HD30652	Johnson	B	3.63	0.05	Argue (1966)
HD30652	Johnson	B	3.65	0.05	Gutierrez-Moreno & et al. (1966)
HD30652	Johnson	B	3.62	0.05	Moreno (1971)
HD30652	Johnson	B	3.62	0.05	Moreno (1971)
HD30652	Johnson	B	3.65	0.05	Celis S. (1975)
HD30652	Johnson	B	3.64	0.05	Oja (1983)
HD30652	Johnson	B	3.63	0.05	Oja (1984)
HD30652	Johnson	B	3.64	0.05	Cousins (1984)
HD30652	Johnson	B	3.64	0.05	Oja (1985a)
HD30652	Johnson	B	3.62	0.05	Oja (1986)
HD30652	Johnson	B	3.64	0.05	Mermilliod (1986)
HD30652	DDO	m45	4.32	0.05	McClure (1976)
HD30652	13color	m45	3.53	0.05	Johnson & Mitchell (1975)
HD30652	DDO	m48	3.38	0.05	McClure (1976)
HD30652	DDO	m48	3.38	0.05	McClure (1976)
HD30652	13color	m52	3.30	0.05	Johnson & Mitchell (1975)
HD30652	WBVR	V	3.19	0.05	Kornilov et al. (1991)
HD30652	Johnson	V	3.19	0.05	Sharpless (1952)
HD30652	Johnson	V	3.16	0.05	Johnson & Morgan (1953)
HD30652	Johnson	V	3.19	0.05	Johnson & Harris (1954)
HD30652	Johnson	V	3.21	0.05	Niconov et al. (1957)
HD30652	Johnson	V	3.19	0.05	Hogg (1958)
HD30652	Johnson	V	3.19	0.05	Grant (1959)
HD30652	Johnson	V	3.19	0.05	Sadler (1961)
HD30652	Johnson	V	3.20	0.05	Gascoigne (1962)
HD30652	Johnson	V	3.19	0.05	Cousins & Stoy (1962)
HD30652	Johnson	V	3.19	0.05	Shao (1964)
HD30652	Johnson	V	3.19	0.05	Johnson (1964)
HD30652	Johnson	V	3.20	0.05	Häggkvist & Oja (1966)
HD30652	Johnson	V	3.19	0.05	Johnson et al. (1966b)
HD30652	Johnson	V	3.19	0.05	Johnson et al. (1966b)
HD30652	Johnson	V	3.18	0.05	Argue (1966)
HD30652	Johnson	V	3.19	0.05	Gutierrez-Moreno & et al. (1966)
HD30652	Johnson	V	3.18	0.05	Moreno (1971)
HD30652	Johnson	V	3.18	0.05	Moreno (1971)
HD30652	Johnson	V	3.19	0.05	Celis S. (1975)
HD30652	Johnson	V	3.20	0.05	Oja (1983)
HD30652	Johnson	V	3.19	0.05	Oja (1984)
HD30652	Johnson	V	3.18	0.05	Cousins (1984)
HD30652	Johnson	V	3.19	0.05	Oja (1985a)
HD30652	Johnson	V	3.18	0.05	Oja (1986)
HD30652	Johnson	V	3.19	0.05	Mermilliod (1986)
HD30652	13color	m58	3.07	0.05	Johnson & Mitchell (1975)
HD30652	13color	m63	2.91	0.05	Johnson & Mitchell (1975)
HD30652	WBVR	R	2.79	0.05	Kornilov et al. (1991)
HD30652	Johnson	R	2.77	0.05	Johnson et al. (1966b)
HD30652	Johnson	R	2.77	0.05	Moreno (1971)
HD30652	13color	m72	2.78	0.05	Johnson & Mitchell (1975)
HD30652	13color	m80	2.65	0.05	Johnson & Mitchell (1975)
HD30652	13color	m86	2.60	0.05	Johnson & Mitchell (1975)
HD30652	Johnson	I	2.51	0.05	Johnson et al. (1966b)
HD30652	Johnson	I	2.80	0.05	Neugebauer & Leighton (1969b)
HD30652	13color	m99	2.56	0.05	Johnson & Mitchell (1975)
HD30652	13color	m110	2.47	0.05	Johnson & Mitchell (1975)
HD30652	1200	240	2.35	0.05	Glass (1974)
HD30652	Johnson	J	2.39	0.05	Johnson et al. (1966b)
HD30652	1250	250	2.39	0.05	Johnson et al. (1966b)
HD30652	1250	250	2.39	0.05	Johnson et al. (1968)
HD30652	Johnson	J	2.35	0.05	Glass (1974)
HD30652	Johnson	J	2.35	0.05	Glass (1975)
HD30652	1250	250	2.35	0.05	Glass (1975)
HD30652	1250	250	2.32	0.05	Aumann & Probst (1991)
HD30652	2Mass	J	1.98	0.25	Cutri et al. (2003)
HD30652	1280	256	2.35	0.05	Leitherer & Wolf (1984)
HD30652	1600	320	2.15	0.05	Glass (1974)
HD30652	Johnson	H	2.15	0.05	Glass (1974)
HD30652	Johnson	H	2.15	0.05	Glass (1975)
HD30652	1630	326	2.15	0.05	Leitherer & Wolf (1984)
HD30652	1650	330	2.15	0.05	Glass (1975)
HD30652	1650	330	2.12	0.05	Aumann & Probst (1991)
HD30652	2Mass	H	1.76	0.13	Cutri et al. (2003)
HD30652	2Mass	Ks	1.60	0.20	Cutri et al. (2003)
HD30652	Johnson	K	2.11	0.05	Johnson et al. (1966b)
HD30652	2200	440	2.11	0.05	Johnson et al. (1966b)

TABLE 4 — CONTINUED

Star ID	System / Wavelength	Bandpass / Bandwidth	Value	Error	Reference
HD30652	2200	440	2.11	0.05	Johnson et al. (1968)
HD30652	Johnson	K	2.05	0.06	Neugebauer & Leighton (1969b)
HD30652	Johnson	K	2.07	0.05	Glass (1974)
HD30652	2200	440	2.07	0.05	Glass (1974)
HD30652	Johnson	K	2.07	0.05	Glass (1975)
HD30652	2200	440	2.07	0.05	Glass (1975)
HD30652	2200	440	2.09	0.05	Aumann & Probst (1991)
HD30652	2210	442	2.07	0.05	Leitherer & Wolf (1984)
HD30652	Johnson	L	2.05	0.05	Glass (1974)
HD30652	3400	680	2.05	0.05	Glass (1974)
HD30652	Johnson	L	2.05	0.05	Glass (1975)
HD30652	3400	680	2.05	0.05	Glass (1975)
HD30652	3400	680	2.08	0.05	Aumann & Probst (1991)
HD30652	12000	2000	6.46	0.65	Beichman et al. (1988)
HD30652	25000	8000	1.55	0.16	Beichman et al. (1988)
HD34411	13color	m33	5.34	0.05	Johnson & Mitchell (1975)
HD34411	Vilnius	U	7.17	0.05	Kakaras et al. (1968)
HD34411	Vilnius	U	7.21	0.05	Kakaras et al. (1968)
HD34411	DDO	m35	6.74	0.05	McClure (1976)
HD34411	13color	m35	5.25	0.05	Johnson & Mitchell (1975)
HD34411	WBVR	W	5.29	0.05	Kornilov et al. (1991)
HD34411	Johnson	U	5.48	0.05	Johnson & Morgan (1953)
HD34411	Johnson	U	5.48	0.05	Shao (1964)
HD34411	Johnson	U	5.44	0.05	O'Connell (1964)
HD34411	Johnson	U	5.45	0.05	Johnson (1965)
HD34411	Johnson	U	5.46	0.05	Johnson et al. (1966b)
HD34411	Johnson	U	5.46	0.05	Johnson et al. (1966b)
HD34411	Johnson	U	5.51	0.05	Cowley et al. (1967)
HD34411	Johnson	U	5.46	0.05	Sanwal et al. (1973)
HD34411	Johnson	U	5.44	0.05	Mermilliod (1986)
HD34411	Vilnius	P	6.70	0.05	Kakaras et al. (1968)
HD34411	Vilnius	P	6.75	0.05	Kakaras et al. (1968)
HD34411	13color	m37	5.43	0.05	Johnson & Mitchell (1975)
HD34411	DDO	m38	5.81	0.05	McClure (1976)
HD34411	13color	m40	5.59	0.05	Johnson & Mitchell (1975)
HD34411	Vilnius	X	6.05	0.05	Kakaras et al. (1968)
HD34411	Vilnius	X	6.10	0.05	Kakaras et al. (1968)
HD34411	DDO	m41	6.58	0.05	McClure (1976)
HD34411	Oja	m41	6.12	0.05	Häggkvist & Oja (1970)
HD34411	DDO	m42	6.56	0.05	McClure (1976)
HD34411	Oja	m42	6.16	0.05	Häggkvist & Oja (1970)
HD34411	WBVR	B	5.33	0.05	Kornilov et al. (1991)
HD34411	Johnson	B	5.38	0.05	Johnson & Morgan (1953)
HD34411	Johnson	B	5.35	0.05	Niconov et al. (1957)
HD34411	Johnson	B	0.74	0.05	Wallerstein & Carlson (1960)
HD34411	Johnson	B	5.38	0.05	Shao (1964)
HD34411	Johnson	B	5.29	0.05	Sjögren (1964)
HD34411	Johnson	B	5.32	0.05	O'Connell (1964)
HD34411	Johnson	B	5.33	0.05	Johnson (1965)
HD34411	Johnson	B	5.29	0.05	Häggkvist & Oja (1966)
HD34411	Johnson	B	5.33	0.05	Johnson et al. (1966b)
HD34411	Johnson	B	5.33	0.05	Johnson et al. (1966b)
HD34411	Johnson	B	5.35	0.05	Cowley et al. (1967)
HD34411	Johnson	B	5.30	0.05	Sanwal et al. (1973)
HD34411	Johnson	B	5.32	0.05	Mermilliod (1986)
HD34411	Oja	m45	5.14	0.05	Häggkvist & Oja (1970)
HD34411	DDO	m45	5.94	0.05	McClure (1976)
HD34411	13color	m45	5.15	0.05	Johnson & Mitchell (1975)
HD34411	Vilnius	Y	5.25	0.05	Kakaras et al. (1968)
HD34411	Vilnius	Y	5.27	0.05	Kakaras et al. (1968)
HD34411	DDO	m48	4.94	0.05	McClure (1976)
HD34411	Vilnius	Z	4.92	0.05	Kakaras et al. (1968)
HD34411	Vilnius	Z	4.93	0.05	Kakaras et al. (1968)
HD34411	13color	m52	4.86	0.05	Johnson & Mitchell (1975)
HD34411	WBVR	V	4.71	0.05	Kornilov et al. (1991)
HD34411	Vilnius	V	4.70	0.05	Kakaras et al. (1968)
HD34411	Vilnius	V	4.71	0.05	Kakaras et al. (1968)
HD34411	Johnson	V	4.71	0.05	Johnson & Morgan (1953)
HD34411	Johnson	V	4.74	0.05	Niconov et al. (1957)
HD34411	Johnson	V	0.61	0.05	Wallerstein & Carlson (1960)
HD34411	Johnson	V	4.71	0.05	Shao (1964)
HD34411	Johnson	V	4.71	0.05	Sjögren (1964)
HD34411	Johnson	V	4.69	0.05	O'Connell (1964)
HD34411	Johnson	V	4.70	0.05	Johnson (1965)
HD34411	Johnson	V	4.69	0.05	Häggkvist & Oja (1966)

TABLE 4 — CONTINUED

Star ID	System / Wavelength	Bandpass / Bandwidth	Value	Error	Reference
HD34411	Johnson	V	4.71	0.05	Johnson et al. (1966b)
HD34411	Johnson	V	4.71	0.05	Johnson et al. (1966b)
HD34411	Johnson	V	4.74	0.05	Cowley et al. (1967)
HD34411	Johnson	V	4.69	0.05	Sanwal et al. (1973)
HD34411	Johnson	V	4.70	0.05	Mermilliod (1986)
HD34411	13color	m58	4.54	0.05	Johnson & Mitchell (1975)
HD34411	13color	m63	4.34	0.05	Johnson & Mitchell (1975)
HD34411	Vilnius	S	4.15	0.05	Kakaras et al. (1968)
HD34411	Vilnius	S	4.16	0.05	Kakaras et al. (1968)
HD34411	WBVR	R	4.21	0.05	Kornilov et al. (1991)
HD34411	Johnson	R	4.18	0.05	Johnson et al. (1966b)
HD34411	13color	m72	4.13	0.05	Johnson & Mitchell (1975)
HD34411	13color	m80	3.99	0.05	Johnson & Mitchell (1975)
HD34411	13color	m86	3.95	0.05	Johnson & Mitchell (1975)
HD34411	Johnson	I	3.86	0.05	Johnson et al. (1966b)
HD34411	13color	m99	3.88	0.05	Johnson & Mitchell (1975)
HD34411	13color	m110	3.74	0.05	Johnson & Mitchell (1975)
HD34411	1240	248	3.58	0.05	Selby et al. (1988)
HD34411	1250	250	3.63	0.05	Johnson (1965)
HD34411	Johnson	J	3.64	0.05	Johnson et al. (1966b)
HD34411	1250	250	3.64	0.05	Johnson et al. (1966b)
HD34411	Johnson	J	3.62	0.05	Johnson et al. (1968)
HD34411	1250	250	3.62	0.05	Johnson et al. (1968)
HD34411	1250	250	3.62	0.05	Voelcker (1975)
HD34411	1250	250	3.62	0.05	Ghosh et al. (1984)
HD34411	1250	250	3.58	0.05	Blackwell et al. (1990a)
HD34411	2Mass	J	3.40	0.26	Cutri et al. (2003)
HD34411	1270	254	3.62	0.05	Bergeat & Lunel (1980)
HD34411	Johnson	H	3.33	0.05	Johnson et al. (1968)
HD34411	1620	324	3.33	0.05	Bergeat & Lunel (1980)
HD34411	1650	330	3.33	0.05	Johnson et al. (1968)
HD34411	1650	330	3.33	0.05	Voelcker (1975)
HD34411	1650	330	3.33	0.05	Ghosh et al. (1984)
HD34411	2Mass	H	3.15	0.20	Cutri et al. (2003)
HD34411	2Mass	Ks	3.04	0.26	Cutri et al. (2003)
HD34411	2200	440	3.28	0.05	Johnson (1965)
HD34411	Johnson	K	3.29	0.05	Johnson et al. (1966b)
HD34411	2200	440	3.29	0.05	Johnson et al. (1966b)
HD34411	Johnson	K	3.28	0.05	Johnson et al. (1968)
HD34411	2200	440	3.28	0.05	Johnson et al. (1968)
HD34411	2200	440	3.29	0.05	Voelcker (1975)
HD34411	2200	440	3.28	0.05	Ghosh et al. (1984)
HD34411	2200	440	3.25	0.05	Selby et al. (1988)
HD34411	2210	442	3.25	0.05	Blackwell et al. (1990a)
HD34411	2250	450	3.28	0.05	Bergeat & Lunel (1980)
HD34411	Johnson	L	3.15	0.05	Johnson et al. (1968)
HD34411	3500	700	3.15	0.05	Johnson et al. (1968)
HD38858	DDO	m35	7.98	0.05	McClure (1976)
HD38858	WBVR	W	6.54	0.05	Kornilov et al. (1991)
HD38858	Johnson	U	6.69	0.05	Cousins (1962)
HD38858	Johnson	U	6.71	0.05	Johnson et al. (1966b)
HD38858	Johnson	U	6.74	0.05	Appenzeller (1966)
HD38858	Johnson	U	6.68	0.05	Mermilliod (1986)
HD38858	DDO	m38	7.11	0.05	McClure (1976)
HD38858	DDO	m41	7.90	0.05	McClure (1976)
HD38858	Oja	m41	7.42	0.05	Häggkvist & Oja (1970)
HD38858	DDO	m42	7.91	0.05	McClure (1976)
HD38858	Oja	m42	7.47	0.05	Häggkvist & Oja (1970)
HD38858	WBVR	B	6.62	0.05	Kornilov et al. (1991)
HD38858	Johnson	B	6.60	0.05	Cousins (1962)
HD38858	Johnson	B	6.61	0.05	Johnson et al. (1966b)
HD38858	Johnson	B	6.62	0.05	Appenzeller (1966)
HD38858	Johnson	B	6.58	0.05	Mermilliod (1986)
HD38858	Oja	m45	6.42	0.05	Häggkvist & Oja (1970)
HD38858	DDO	m45	7.24	0.05	McClure (1976)
HD38858	DDO	m48	6.22	0.05	McClure (1976)
HD38858	WBVR	V	5.98	0.05	Kornilov et al. (1991)
HD38858	Johnson	V	5.96	0.05	Cousins (1962)
HD38858	Johnson	V	5.97	0.05	Johnson et al. (1966b)
HD38858	Johnson	V	5.98	0.05	Appenzeller (1966)
HD38858	Johnson	V	5.94	0.05	Mermilliod (1986)
HD38858	WBVR	R	5.45	0.05	Kornilov et al. (1991)
HD38858	1100	220	4.96	0.05	Mitchell & Schuster (1985)
HD38858	1200	240	4.83	0.05	Allen & Cragg (1983)
HD38858	2Mass	J	5.26	0.29	Cutri et al. (2003)

TABLE 4 — CONTINUED

Star ID	System / Wavelength	Bandpass / Bandwidth	Value	Error	Reference
HD38858	1640	328	4.53	0.05	Allen & Cragg (1983)
HD38858	2Mass	H	4.60	0.08	Cutri et al. (2003)
HD38858	2Mass	Ks	4.41	0.00	Cutri et al. (2003)
HD38858	2190	438	4.45	0.05	Allen & Cragg (1983)
HD39587	13color	m33	4.90	0.05	Johnson & Mitchell (1975)
HD39587	DDO	m35	6.32	0.05	McClure (1976)
HD39587	13color	m35	4.82	0.05	Johnson & Mitchell (1975)
HD39587	WBVR	W	4.89	0.05	Kornilov et al. (1991)
HD39587	Johnson	U	5.07	0.05	Naur (1955)
HD39587	Johnson	U	5.06	0.05	Johnson & Knuckles (1957)
HD39587	Johnson	U	5.07	0.05	Johnson et al. (1966b)
HD39587	Johnson	U	5.08	0.05	Johnson et al. (1966b)
HD39587	Johnson	U	5.08	0.05	Johnson et al. (1966b)
HD39587	Johnson	U	5.05	0.05	Argue (1966)
HD39587	Johnson	U	5.06	0.05	Imagawa (1967)
HD39587	Johnson	U	5.04	0.05	Nakagiri & Yamashita (1979)
HD39587	Johnson	U	5.03	0.05	Mermilliod (1986)
HD39587	13color	m37	5.04	0.05	Johnson & Mitchell (1975)
HD39587	DDO	m38	5.43	0.05	McClure (1976)
HD39587	13color	m40	5.24	0.05	Johnson & Mitchell (1975)
HD39587	DDO	m41	6.26	0.05	McClure (1976)
HD39587	Oja	m41	5.80	0.05	Häggkvist & Oja (1970)
HD39587	DDO	m42	6.24	0.05	McClure (1976)
HD39587	Oja	m42	5.82	0.05	Häggkvist & Oja (1970)
HD39587	WBVR	B	5.00	0.05	Kornilov et al. (1991)
HD39587	Johnson	B	4.96	0.05	Miczaika (1954)
HD39587	Johnson	B	5.00	0.05	Naur (1955)
HD39587	Johnson	B	5.00	0.05	Johnson & Knuckles (1957)
HD39587	Johnson	B	5.02	0.05	Niconov et al. (1957)
HD39587	Johnson	B	4.98	0.05	Häggkvist & Oja (1966)
HD39587	Johnson	B	5.00	0.05	Johnson et al. (1966b)
HD39587	Johnson	B	5.00	0.05	Johnson et al. (1966b)
HD39587	Johnson	B	4.98	0.05	Argue (1966)
HD39587	Johnson	B	5.00	0.05	Imagawa (1967)
HD39587	Johnson	B	4.99	0.05	Barnes et al. (1978)
HD39587	Johnson	B	4.99	0.05	Nakagiri & Yamashita (1979)
HD39587	Johnson	B	4.97	0.05	Mermilliod (1986)
HD39587	Oja	m45	4.82	0.05	Häggkvist & Oja (1970)
HD39587	DDO	m45	5.63	0.05	McClure (1976)
HD39587	13color	m45	4.83	0.05	Johnson & Mitchell (1975)
HD39587	DDO	m48	4.63	0.05	McClure (1976)
HD39587	13color	m52	4.54	0.05	Johnson & Mitchell (1975)
HD39587	WBVR	V	4.40	0.05	Kornilov et al. (1991)
HD39587	Johnson	V	4.39	0.05	Miczaika (1954)
HD39587	Johnson	V	4.41	0.05	Naur (1955)
HD39587	Johnson	V	4.41	0.05	Johnson & Knuckles (1957)
HD39587	Johnson	V	4.40	0.05	Niconov et al. (1957)
HD39587	Johnson	V	4.40	0.05	Häggkvist & Oja (1966)
HD39587	Johnson	V	4.41	0.05	Johnson et al. (1966b)
HD39587	Johnson	V	4.41	0.05	Johnson et al. (1966b)
HD39587	Johnson	V	4.39	0.05	Argue (1966)
HD39587	Johnson	V	4.43	0.05	Imagawa (1967)
HD39587	Johnson	V	4.40	0.05	Barnes et al. (1978)
HD39587	Johnson	V	4.40	0.05	Nakagiri & Yamashita (1979)
HD39587	Johnson	V	4.38	0.05	Mermilliod (1986)
HD39587	13color	m58	4.23	0.05	Johnson & Mitchell (1975)
HD39587	13color	m63	4.04	0.05	Johnson & Mitchell (1975)
HD39587	WBVR	R	3.91	0.05	Kornilov et al. (1991)
HD39587	Johnson	R	3.90	0.05	Johnson et al. (1966b)
HD39587	13color	m72	3.87	0.05	Johnson & Mitchell (1975)
HD39587	13color	m80	3.71	0.05	Johnson & Mitchell (1975)
HD39587	13color	m86	3.66	0.05	Johnson & Mitchell (1975)
HD39587	Johnson	I	3.59	0.05	Johnson et al. (1966b)
HD39587	Johnson	I	4.03	0.06	Neugebauer & Leighton (1969b)
HD39587	13color	m99	3.59	0.05	Johnson & Mitchell (1975)
HD39587	13color	m110	3.45	0.05	Johnson & Mitchell (1975)
HD39587	Johnson	J	3.34	0.05	Johnson et al. (1968)
HD39587	1250	250	3.34	0.05	Johnson et al. (1968)
HD39587	1250	250	3.34	0.05	Voelcker (1975)
HD39587	1250	250	3.39	0.05	Arribas & Martinez Roger (1989a)
HD39587	2Mass	J	3.43	0.29	Cutri et al. (2003)
HD39587	Johnson	H	3.04	0.05	Johnson et al. (1968)
HD39587	1650	330	3.04	0.05	Johnson et al. (1968)
HD39587	1650	330	3.04	0.05	Voelcker (1975)
HD39587	1650	330	3.06	0.05	Arribas & Martinez Roger (1989a)

TABLE 4 — CONTINUED

Star ID	System / Wavelength	Bandpass / Bandwidth	Value	Error	Reference
HD39587	2Mass	H	3.19	0.22	Cutri et al. (2003)
HD39587	2Mass	Ks	3.00	0.32	Cutri et al. (2003)
HD39587	Johnson	K	2.97	0.05	Johnson et al. (1968)
HD39587	2200	440	2.97	0.05	Johnson et al. (1968)
HD39587	Johnson	K	2.99	0.07	Neugebauer & Leighton (1969b)
HD39587	2200	440	2.99	0.05	Neugebauer & Leighton (1969a)
HD39587	2200	440	2.97	0.05	Voelcker (1975)
HD39587	2200	440	3.02	0.05	Arribas & Martinez Roger (1989a)
HD39587	Johnson	L	2.88	0.05	Johnson et al. (1968)
HD39587	3400	680	2.92	0.05	Arribas & Martinez Roger (1989a)
HD39587	3500	700	2.88	0.05	Johnson et al. (1968)
HD39587	3500	700	2.88	0.05	Voelcker (1975)
HD39587	12000	2000	2.88	0.29	Beichman et al. (1988)
HD39587	25000	8000	0.70	0.07	Beichman et al. (1988)
HD48737	13color	m33	3.85	0.05	Johnson & Mitchell (1975)
HD48737	13color	m35	3.77	0.05	Johnson & Mitchell (1975)
HD48737	WBVR	W	3.73	0.05	Kornilov et al. (1991)
HD48737	Johnson	U	3.88	0.05	Naur (1955)
HD48737	Johnson	U	3.85	0.05	Johnson et al. (1966b)
HD48737	Johnson	U	3.85	0.05	Johnson et al. (1966b)
HD48737	Johnson	U	3.85	0.05	Gutierrez-Moreno & et al. (1966)
HD48737	Johnson	U	3.84	0.05	Mermilliod (1986)
HD48737	13color	m37	3.87	0.05	Johnson & Mitchell (1975)
HD48737	13color	m40	4.04	0.05	Johnson & Mitchell (1975)
HD48737	WBVR	B	3.79	0.05	Kornilov et al. (1991)
HD48737	Johnson	B	3.82	0.05	Naur (1955)
HD48737	Johnson	B	3.77	0.05	Häggkvist & Oja (1966)
HD48737	Johnson	B	3.79	0.05	Johnson et al. (1966b)
HD48737	Johnson	B	3.79	0.05	Johnson et al. (1966b)
HD48737	Johnson	B	3.77	0.05	Gutierrez-Moreno & et al. (1966)
HD48737	Johnson	B	3.79	0.05	Mermilliod (1986)
HD48737	13color	m45	3.77	0.05	Johnson & Mitchell (1975)
HD48737	13color	m52	3.54	0.05	Johnson & Mitchell (1975)
HD48737	WBVR	V	3.34	0.05	Kornilov et al. (1991)
HD48737	Johnson	V	3.38	0.05	Naur (1955)
HD48737	Johnson	V	3.34	0.05	Häggkvist & Oja (1966)
HD48737	Johnson	V	3.36	0.05	Johnson et al. (1966b)
HD48737	Johnson	V	3.36	0.05	Johnson et al. (1966b)
HD48737	Johnson	V	3.33	0.05	Gutierrez-Moreno & et al. (1966)
HD48737	Johnson	V	3.35	0.05	Mermilliod (1986)
HD48737	13color	m58	3.33	0.05	Johnson & Mitchell (1975)
HD48737	13color	m63	3.15	0.05	Johnson & Mitchell (1975)
HD48737	WBVR	R	2.97	0.05	Kornilov et al. (1991)
HD48737	Johnson	R	2.97	0.05	Johnson et al. (1966b)
HD48737	13color	m72	3.02	0.05	Johnson & Mitchell (1975)
HD48737	13color	m80	2.90	0.05	Johnson & Mitchell (1975)
HD48737	13color	m86	2.87	0.05	Johnson & Mitchell (1975)
HD48737	Johnson	I	2.74	0.05	Johnson et al. (1966b)
HD48737	Johnson	I	3.06	0.05	Neugebauer & Leighton (1969b)
HD48737	13color	m99	2.83	0.05	Johnson & Mitchell (1975)
HD48737	13color	m110	2.74	0.05	Johnson & Mitchell (1975)
HD48737	Johnson	J	2.57	0.05	Johnson et al. (1966b)
HD48737	1250	250	2.57	0.05	Johnson et al. (1966b)
HD48737	2Mass	J	2.00	0.23	Cutri et al. (2003)
HD48737	2Mass	H	1.81	0.17	Cutri et al. (2003)
HD48737	2Mass	Ks	1.69	0.22	Cutri et al. (2003)
HD48737	Johnson	K	2.30	0.05	Johnson et al. (1966b)
HD48737	2200	440	2.30	0.05	Johnson et al. (1966b)
HD48737	Johnson	K	2.13	0.06	Neugebauer & Leighton (1969b)
HD48737	3500	700	2.10	0.05	Gehrz & Woolf (1970)
HD48737	12000	2000	5.54	0.55	Beichman et al. (1988)
HD48737	25000	8000	1.37	0.14	Beichman et al. (1988)
HD48915	13color	m33	-1.52	0.05	Johnson & Mitchell (1975)
HD48915	13color	m35	-1.51	0.05	Johnson & Mitchell (1975)
HD48915	Johnson	U	-1.54	0.05	Johnson & Morgan (1953)
HD48915	Johnson	U	-1.54	0.05	Johnson & Knuckles (1957)
HD48915	Johnson	U	-1.51	0.05	Hogg (1958)
HD48915	Johnson	U	-1.50	0.05	Johnson (1964)
HD48915	Johnson	U	-1.50	0.05	Johnson et al. (1966b)
HD48915	Johnson	U	-1.51	0.05	Johnson et al. (1966b)
HD48915	Johnson	U	-1.51	0.05	Johnson et al. (1966b)
HD48915	Johnson	U	-1.54	0.05	Cowley et al. (1967)
HD48915	Johnson	U	-1.51	0.05	Mendoza (1967)
HD48915	Johnson	U	-1.51	0.05	Mendoza (1967)
HD48915	Johnson	U	-1.49	0.05	Cousins (1972)

TABLE 4 — CONTINUED

Star ID	System / Wavelength	Bandpass / Bandwidth	Value	Error	Reference
HD48915	Johnson	U	-1.42	0.05	Mermilliod (1986)
HD48915	13color	m37	-1.45	0.05	Johnson & Mitchell (1975)
HD48915	13color	m40	-1.45	0.05	Johnson & Mitchell (1975)
HD48915	Johnson	B	-1.46	0.05	Johnson & Morgan (1953)
HD48915	Johnson	B	-1.46	0.05	Miczaika (1954)
HD48915	Johnson	B	-1.46	0.05	Johnson & Knuckles (1957)
HD48915	Johnson	B	-1.48	0.05	Hogg (1958)
HD48915	Johnson	B	-1.46	0.05	Johnson (1964)
HD48915	Johnson	B	-1.42	0.05	Lake (1964b)
HD48915	Johnson	B	-1.46	0.05	Johnson et al. (1966b)
HD48915	Johnson	B	-1.46	0.05	Johnson et al. (1966b)
HD48915	Johnson	B	-1.46	0.05	Cowley et al. (1967)
HD48915	Johnson	B	-1.46	0.05	Mendoza (1967)
HD48915	Johnson	B	-1.46	0.05	Mendoza (1967)
HD48915	Johnson	B	-1.44	0.05	Cousins (1972)
HD48915	Johnson	B	-1.40	0.05	Mermilliod (1986)
HD48915	13color	m45	-1.45	0.05	Johnson & Mitchell (1975)
HD48915	13color	m52	-1.42	0.05	Johnson & Mitchell (1975)
HD48915	Johnson	V	-1.47	0.05	Johnson & Morgan (1953)
HD48915	Johnson	V	-1.47	0.05	Miczaika (1954)
HD48915	Johnson	V	-1.47	0.05	Johnson & Knuckles (1957)
HD48915	Johnson	V	-1.45	0.05	Hogg (1958)
HD48915	Johnson	V	-1.46	0.05	Johnson (1964)
HD48915	Johnson	V	-1.42	0.05	Lake (1964b)
HD48915	Johnson	V	-1.46	0.05	Johnson et al. (1966b)
HD48915	Johnson	V	-1.46	0.05	Johnson et al. (1966b)
HD48915	Johnson	V	-1.47	0.05	Cowley et al. (1967)
HD48915	Johnson	V	-1.46	0.05	Mendoza (1967)
HD48915	Johnson	V	-1.46	0.05	Mendoza (1967)
HD48915	Johnson	V	-1.43	0.05	Cousins (1972)
HD48915	Johnson	V	-1.40	0.05	Mermilliod (1986)
HD48915	13color	m58	-1.42	0.05	Johnson & Mitchell (1975)
HD48915	13color	m63	-1.40	0.05	Johnson & Mitchell (1975)
HD48915	Johnson	R	-1.46	0.05	Johnson et al. (1966b)
HD48915	Johnson	R	-1.46	0.05	Mendoza (1967)
HD48915	13color	m72	-1.41	0.05	Johnson & Mitchell (1975)
HD48915	13color	m80	-1.41	0.05	Johnson & Mitchell (1975)
HD48915	13color	m86	-1.39	0.05	Johnson & Mitchell (1975)
HD48915	Johnson	I	-1.43	0.05	Johnson et al. (1966b)
HD48915	Johnson	I	-1.43	0.05	Mendoza (1967)
HD48915	13color	m99	-1.38	0.05	Johnson & Mitchell (1975)
HD48915	1000	200	-1.50	0.05	Noguchi et al. (1981)
HD48915	1040	208	-1.39	0.05	Vilhu et al. (1987)
HD48915	13color	m110	-1.39	0.05	Johnson & Mitchell (1975)
HD48915	1200	240	-1.34	0.05	Glass (1974)
HD48915	1240	248	-1.37	0.05	Bouchet et al. (1989)
HD48915	1250	250	-1.34	0.05	Low & Johnson (1964)
HD48915	Johnson	J	-1.34	0.05	Johnson et al. (1966b)
HD48915	1250	250	-1.34	0.05	Johnson et al. (1966b)
HD48915	Johnson	J	-1.34	0.05	Mendoza (1967)
HD48915	1250	250	-1.34	0.05	Gillett et al. (1968)
HD48915	1250	250	-1.40	0.05	Thomas et al. (1973)
HD48915	Johnson	J	-1.34	0.05	Glass (1974)
HD48915	1250	250	-1.34	0.05	Guetter (1979)
HD48915	1250	250	-1.33	0.05	Engels et al. (1981)
HD48915	1250	250	-1.47	0.05	Noguchi et al. (1981)
HD48915	1250	250	-1.42	0.05	Alonso et al. (1994a)
HD48915	2Mass	J	-1.39	0.11	Cutri et al. (2003)
HD48915	1260	252	-1.44	0.05	Elias et al. (1989)
HD48915	1600	320	-1.32	0.05	Glass (1974)
HD48915	1600	320	-1.33	0.05	Guetter (1979)
HD48915	Johnson	H	-1.32	0.05	Glass (1974)
HD48915	1630	326	-1.34	0.05	Bouchet et al. (1989)
HD48915	1650	330	-1.46	0.05	Thomas et al. (1973)
HD48915	1650	330	-1.35	0.05	Engels et al. (1981)
HD48915	1650	330	-1.32	0.05	Noguchi et al. (1981)
HD48915	1650	330	-1.50	0.05	Price & Murdock (1983)
HD48915	1650	330	-1.41	0.05	Elias et al. (1989)
HD48915	1650	330	-1.40	0.05	Alonso et al. (1994a)
HD48915	2Mass	H	-1.39	0.18	Cutri et al. (2003)
HD48915	2Mass	Ks	-1.39	0.21	Cutri et al. (2003)
HD48915	2190	438	-1.36	0.05	Bouchet et al. (1989)
HD48915	2200	440	-1.32	0.05	Low & Johnson (1964)
HD48915	Johnson	K	-1.31	0.05	Johnson et al. (1966b)
HD48915	2200	440	-1.31	0.05	Johnson et al. (1966b)

TABLE 4 — CONTINUED

Star ID	System / Wavelength	Bandpass / Bandwidth	Value	Error	Reference
HD48915	Johnson	K	-1.31	0.05	Mendoza (1967)
HD48915	2200	440	-1.31	0.05	Gillett et al. (1968)
HD48915	2200	440	-1.40	0.05	Thomas et al. (1973)
HD48915	Johnson	K	-1.35	0.05	Glass (1974)
HD48915	2200	440	-1.35	0.05	Glass (1974)
HD48915	2200	440	-1.31	0.05	Guetter (1979)
HD48915	2200	440	-1.39	0.05	Cohen & Barlow (1980)
HD48915	2200	440	-1.36	0.05	Engels et al. (1981)
HD48915	2200	440	-1.32	0.05	Katz et al. (1984)
HD48915	2200	440	-1.32	0.05	Evans et al. (1987)
HD48915	2200	440	-1.40	0.05	Alonso et al. (1994a)
HD48915	2230	446	-1.41	0.05	Elias et al. (1989)
HD48915	2250	450	-1.33	0.05	Noguchi et al. (1981)
HD48915	2280	456	-1.40	0.05	Price & Murdock (1983)
HD48915	2300	460	-1.40	0.05	Humphreys et al. (1971)
HD48915	2300	460	-1.40	0.05	Humphreys et al. (1972)
HD48915	2300	460	-1.44	0.05	Gehrz et al. (1974)
HD48915	2300	460	-1.40	0.05	Strecker et al. (1979)
HD48915	3120	624	-1.20	0.05	Noguchi et al. (1981)
HD48915	3400	680	-1.34	0.05	Low & Johnson (1964)
HD48915	Johnson	L	-1.29	0.05	Johnson et al. (1966b)
HD48915	3400	680	-1.29	0.05	Johnson et al. (1966b)
HD48915	Johnson	L	-1.29	0.05	Mendoza (1967)
HD48915	3400	680	-1.42	0.05	Humphreys et al. (1972)
HD48915	Johnson	L	-1.36	0.05	Glass (1974)
HD48915	3400	680	-1.36	0.05	Glass (1974)
HD48915	3400	680	-1.28	0.05	Guetter (1979)
HD48915	3450	690	-1.39	0.05	Cohen & Barlow (1980)
HD48915	3500	700	-1.29	0.05	Gillett et al. (1968)
HD48915	3500	700	-1.47	0.05	Gehrz & Woolf (1971)
HD48915	3500	700	-1.30	0.05	Noguchi et al. (1977)
HD48915	3500	700	-1.42	0.05	Strecker et al. (1979)
HD48915	3500	700	-1.29	0.05	Sellgren (1981)
HD48915	3500	700	-1.40	0.05	Price & Murdock (1983)
HD48915	Johnson	M	-1.26	0.05	Johnson (1964)
HD48915	Johnson	M	-1.26	0.05	Mendoza (1967)
HD48915	Johnson	N	-1.27	0.05	Low & Johnson (1964)
HD48915	Johnson	N	-1.27	0.05	Johnson (1964)
HD48915	25000	8000	33.97	3.40	Beichman et al. (1988)
HD48915	60000	12000	4.92	0.49	Beichman et al. (1988)
HD49933	WBVR	W	5.97	0.05	Kornilov et al. (1991)
HD49933	Johnson	U	6.06	0.05	Cousins (1963a)
HD49933	Johnson	U	6.09	0.05	Johnson et al. (1966b)
HD49933	Johnson	U	6.05	0.05	Mermilliod (1986)
HD49933	WBVR	B	6.17	0.05	Kornilov et al. (1991)
HD49933	Johnson	B	6.17	0.05	Cousins & Stoy (1962)
HD49933	Johnson	B	6.15	0.05	Cousins (1963a)
HD49933	Johnson	B	6.16	0.05	Johnson et al. (1966b)
HD49933	Johnson	B	6.16	0.05	Mermilliod (1986)
HD49933	WBVR	V	5.77	0.05	Kornilov et al. (1991)
HD49933	Johnson	V	5.77	0.05	Cousins & Stoy (1962)
HD49933	Johnson	V	5.76	0.05	Cousins (1963a)
HD49933	Johnson	V	5.77	0.05	Johnson et al. (1966b)
HD49933	Johnson	V	5.76	0.05	Mermilliod (1986)
HD49933	WBVR	R	5.41	0.05	Kornilov et al. (1991)
HD49933	2Mass	J	4.99	0.02	Cutri et al. (2003)
HD49933	1280	256	4.91	0.05	Alonso et al. (1994b)
HD49933	1650	330	4.71	0.05	Alonso et al. (1994b)
HD49933	2Mass	H	4.88	0.03	Cutri et al. (2003)
HD49933	2Mass	Ks	4.72	0.02	Cutri et al. (2003)
HD49933	2190	438	4.67	0.05	Alonso et al. (1994b)
HD56537	13color	m33	3.81	0.05	Johnson & Mitchell (1975)
HD56537	13color	m35	3.78	0.05	Johnson & Mitchell (1975)
HD56537	WBVR	W	3.81	0.05	Kornilov et al. (1991)
HD56537	Johnson	U	3.76	0.05	Johnson & Morgan (1953)
HD56537	Johnson	U	3.79	0.05	Johnson & Harris (1954)
HD56537	Johnson	U	3.79	0.05	Johnson & Knuckles (1957)
HD56537	Johnson	U	3.79	0.05	Johnson et al. (1966b)
HD56537	Johnson	U	3.79	0.05	Johnson et al. (1966b)
HD56537	Johnson	U	3.80	0.05	Argue (1966)
HD56537	Johnson	U	3.85	0.05	Gutierrez-Moreno & et al. (1966)
HD56537	Johnson	U	3.79	0.05	Bok et al. (1972)
HD56537	Johnson	U	3.77	0.05	Szabados (1981)
HD56537	Johnson	U	3.77	0.05	Mermilliod (1986)
HD56537	13color	m37	3.77	0.05	Johnson & Mitchell (1975)

TABLE 4 — CONTINUED

Star ID	System / Wavelength	Bandpass / Bandwidth	Value	Error	Reference
HD56537	13color	m40	3.73	0.05	Johnson & Mitchell (1975)
HD56537	WBVR	B	3.68	0.05	Kornilov et al. (1991)
HD56537	Johnson	B	3.67	0.05	Johnson & Morgan (1953)
HD56537	Johnson	B	3.62	0.05	Miczaika (1954)
HD56537	Johnson	B	3.69	0.05	Johnson & Harris (1954)
HD56537	Johnson	B	3.69	0.05	Johnson & Knuckles (1957)
HD56537	Johnson	B	3.65	0.05	Arp (1958)
HD56537	Johnson	B	0.21	0.05	Osawa (1959)
HD56537	Johnson	B	3.66	0.05	Häggkvist & Oja (1966)
HD56537	Johnson	B	3.70	0.05	Johnson et al. (1966b)
HD56537	Johnson	B	3.70	0.05	Johnson et al. (1966b)
HD56537	Johnson	B	3.69	0.05	Argue (1966)
HD56537	Johnson	B	3.68	0.05	Gutierrez-Moreno & et al. (1966)
HD56537	Johnson	B	3.69	0.05	Bok et al. (1972)
HD56537	Johnson	B	3.67	0.05	Szabados (1981)
HD56537	Johnson	B	3.67	0.05	Mermilliod (1986)
HD56537	13color	m45	3.64	0.05	Johnson & Mitchell (1975)
HD56537	13color	m52	3.61	0.05	Johnson & Mitchell (1975)
HD56537	WBVR	V	3.58	0.05	Kornilov et al. (1991)
HD56537	Johnson	V	3.57	0.05	Johnson & Morgan (1953)
HD56537	Johnson	V	3.52	0.05	Miczaika (1954)
HD56537	Johnson	V	3.58	0.05	Johnson & Harris (1954)
HD56537	Johnson	V	3.58	0.05	Johnson & Knuckles (1957)
HD56537	Johnson	V	3.56	0.05	Arp (1958)
HD56537	Johnson	V	0.11	0.05	Osawa (1959)
HD56537	Johnson	V	3.56	0.05	Häggkvist & Oja (1966)
HD56537	Johnson	V	3.58	0.05	Johnson et al. (1966b)
HD56537	Johnson	V	3.58	0.05	Johnson et al. (1966b)
HD56537	Johnson	V	3.58	0.05	Argue (1966)
HD56537	Johnson	V	3.57	0.05	Gutierrez-Moreno & et al. (1966)
HD56537	Johnson	V	3.58	0.05	Bok et al. (1972)
HD56537	Johnson	V	3.57	0.05	Szabados (1981)
HD56537	Johnson	V	3.57	0.05	Mermilliod (1986)
HD56537	13color	m58	3.56	0.05	Johnson & Mitchell (1975)
HD56537	13color	m63	3.53	0.05	Johnson & Mitchell (1975)
HD56537	WBVR	R	3.50	0.05	Kornilov et al. (1991)
HD56537	Johnson	R	3.46	0.05	Johnson et al. (1966b)
HD56537	13color	m72	3.50	0.05	Johnson & Mitchell (1975)
HD56537	13color	m80	3.47	0.05	Johnson & Mitchell (1975)
HD56537	13color	m86	3.46	0.05	Johnson & Mitchell (1975)
HD56537	Johnson	I	3.41	0.05	Johnson et al. (1966b)
HD56537	13color	m99	3.44	0.05	Johnson & Mitchell (1975)
HD56537	13color	m110	3.38	0.05	Johnson & Mitchell (1975)
HD56537	2Mass	J	3.54	0.33	Cutri et al. (2003)
HD56537	2Mass	H	3.50	0.28	Cutri et al. (2003)
HD56537	2Mass	Ks	3.54	0.26	Cutri et al. (2003)
HD56537	12000	2000	2.04	0.20	Beichman et al. (1988)
HD56537	25000	8000	0.55	0.06	Beichman et al. (1988)
HD58946	13color	m33	4.40	0.05	Johnson & Mitchell (1975)
HD58946	Vilnius	U	6.21	0.05	Kakaras et al. (1968)
HD58946	13color	m35	4.34	0.05	Johnson & Mitchell (1975)
HD58946	WBVR	W	4.39	0.05	Kornilov et al. (1991)
HD58946	Johnson	U	4.43	0.05	Johnson & Morgan (1953)
HD58946	Johnson	U	4.45	0.05	Johnson & Harris (1954)
HD58946	Johnson	U	4.45	0.05	Fitch (1955)
HD58946	Johnson	U	4.48	0.05	Johnson (1964)
HD58946	Johnson	U	4.48	0.05	Johnson et al. (1966b)
HD58946	Johnson	U	4.48	0.05	Johnson et al. (1966b)
HD58946	Johnson	U	4.46	0.05	Argue (1966)
HD58946	Johnson	U	4.50	0.05	Moreno (1971)
HD58946	Johnson	U	4.50	0.05	Moreno (1971)
HD58946	Johnson	U	4.45	0.05	Mermilliod (1986)
HD58946	Vilnius	P	5.70	0.05	Kakaras et al. (1968)
HD58946	13color	m37	4.46	0.05	Johnson & Mitchell (1975)
HD58946	13color	m40	4.62	0.05	Johnson & Mitchell (1975)
HD58946	Vilnius	X	5.06	0.05	Kakaras et al. (1968)
HD58946	WBVR	B	4.50	0.05	Kornilov et al. (1991)
HD58946	Johnson	B	4.47	0.05	Johnson & Morgan (1953)
HD58946	Johnson	B	4.48	0.05	Johnson & Harris (1954)
HD58946	Johnson	B	4.47	0.05	Fitch (1955)
HD58946	Johnson	B	4.49	0.05	Niconov et al. (1957)
HD58946	Johnson	B	4.50	0.05	Serkowski (1961)
HD58946	Johnson	B	4.52	0.05	Sjögren (1964)
HD58946	Johnson	B	4.50	0.05	Johnson (1964)
HD58946	Johnson	B	4.50	0.05	Johnson et al. (1966b)

TABLE 4 — CONTINUED

Star ID	System / Wavelength	Bandpass / Bandwidth	Value	Error	Reference
HD58946	Johnson	B	4.50	0.05	Johnson et al. (1966b)
HD58946	Johnson	B	4.49	0.05	Argue (1966)
HD58946	Johnson	B	4.50	0.05	Jerzykiewicz & Serkowski (1966)
HD58946	Johnson	B	4.47	0.05	Moreno (1971)
HD58946	Johnson	B	4.47	0.05	Moreno (1971)
HD58946	Johnson	B	4.48	0.05	Neckel (1974)
HD58946	Johnson	B	4.48	0.05	Mermilliod (1986)
HD58946	13color	m45	4.43	0.05	Johnson & Mitchell (1975)
HD58946	Vilnius	Y	4.55	0.05	Kakaras et al. (1968)
HD58946	Vilnius	Z	4.32	0.05	Kakaras et al. (1968)
HD58946	13color	m52	4.26	0.05	Johnson & Mitchell (1975)
HD58946	WBVR	V	4.18	0.05	Kornilov et al. (1991)
HD58946	Vilnius	V	4.18	0.05	Kakaras et al. (1968)
HD58946	Johnson	V	4.16	0.05	Johnson & Morgan (1953)
HD58946	Johnson	V	4.16	0.05	Johnson & Harris (1954)
HD58946	Johnson	V	4.17	0.05	Fitch (1955)
HD58946	Johnson	V	4.18	0.05	Niconov et al. (1957)
HD58946	Johnson	V	4.18	0.05	Serkowski (1961)
HD58946	Johnson	V	4.17	0.05	Sjögren (1964)
HD58946	Johnson	V	4.18	0.05	Johnson (1964)
HD58946	Johnson	V	4.18	0.05	Johnson et al. (1966b)
HD58946	Johnson	V	4.18	0.05	Johnson et al. (1966b)
HD58946	Johnson	V	4.17	0.05	Argue (1966)
HD58946	Johnson	V	4.18	0.05	Jerzykiewicz & Serkowski (1966)
HD58946	Johnson	V	4.16	0.05	Moreno (1971)
HD58946	Johnson	V	4.16	0.05	Moreno (1971)
HD58946	Johnson	V	4.17	0.05	Neckel (1974)
HD58946	Johnson	V	4.16	0.05	Mermilliod (1986)
HD58946	13color	m58	4.09	0.05	Johnson & Mitchell (1975)
HD58946	13color	m63	3.97	0.05	Johnson & Mitchell (1975)
HD58946	Vilnius	S	3.81	0.05	Kakaras et al. (1968)
HD58946	WBVR	R	3.89	0.05	Kornilov et al. (1991)
HD58946	Johnson	R	3.86	0.05	Johnson et al. (1966b)
HD58946	Johnson	R	3.84	0.05	Moreno (1971)
HD58946	13color	m72	3.87	0.05	Johnson & Mitchell (1975)
HD58946	13color	m80	3.76	0.05	Johnson & Mitchell (1975)
HD58946	13color	m86	3.73	0.05	Johnson & Mitchell (1975)
HD58946	Johnson	I	3.67	0.05	Johnson et al. (1966b)
HD58946	13color	m99	3.70	0.05	Johnson & Mitchell (1975)
HD58946	13color	m110	3.62	0.05	Johnson & Mitchell (1975)
HD58946	1240	248	3.50	0.05	Selby et al. (1988)
HD58946	Johnson	J	3.58	0.05	Johnson et al. (1966b)
HD58946	1250	250	3.58	0.05	Johnson et al. (1966b)
HD58946	1250	250	3.58	0.05	Johnson et al. (1968)
HD58946	1250	250	3.50	0.05	Blackwell et al. (1990a)
HD58946	1250	250	3.51	0.05	Aumann & Probst (1991)
HD58946	2Mass	J	3.22	0.23	Cutri et al. (2003)
HD58946	1650	330	3.34	0.05	Aumann & Probst (1991)
HD58946	2Mass	H	3.16	0.25	Cutri et al. (2003)
HD58946	2Mass	Ks	2.98	0.32	Cutri et al. (2003)
HD58946	Johnson	K	3.36	0.05	Johnson et al. (1966b)
HD58946	2200	440	3.36	0.05	Johnson et al. (1966b)
HD58946	2200	440	3.36	0.05	Johnson et al. (1968)
HD58946	2200	440	3.32	0.05	Selby et al. (1988)
HD58946	2200	440	3.31	0.05	Aumann & Probst (1991)
HD58946	2210	442	3.32	0.05	Blackwell et al. (1990a)
HD58946	3400	680	3.29	0.05	Aumann & Probst (1991)
HD61421	13color	m33	0.71	0.05	Johnson & Mitchell (1975)
HD61421	13color	m35	0.64	0.05	Johnson & Mitchell (1975)
HD61421	WBVR	W	0.66	0.05	Kornilov et al. (1991)
HD61421	Johnson	U	0.73	0.05	Johnson & Morgan (1953)
HD61421	Johnson	U	0.79	0.05	Hogg (1958)
HD61421	Johnson	U	0.79	0.05	Cousins & Stoy (1962)
HD61421	Johnson	U	0.84	0.05	Johnson (1964)
HD61421	Johnson	U	0.82	0.05	Johnson et al. (1966b)
HD61421	Johnson	U	0.82	0.05	Johnson et al. (1966b)
HD61421	Johnson	U	0.84	0.05	Gutierrez-Moreno & et al. (1966)
HD61421	Johnson	U	0.80	0.05	Cowley et al. (1967)
HD61421	Johnson	U	0.77	0.05	Cousins (1984)
HD61421	Johnson	U	0.78	0.05	Mermilliod (1986)
HD61421	13color	m37	0.76	0.05	Johnson & Mitchell (1975)
HD61421	DDO	m38	1.02	0.05	McClure (1976)
HD61421	13color	m40	0.94	0.05	Johnson & Mitchell (1975)
HD61421	DDO	m41	1.95	0.05	McClure (1976)
HD61421	Oja	m41	1.51	0.05	Häggkvist & Oja (1970)

TABLE 4 — CONTINUED

Star ID	System / Wavelength	Bandpass / Bandwidth	Value	Error	Reference
HD61421	DDO	m42	1.90	0.05	McClure (1976)
HD61421	Oja	m42	1.50	0.05	Häggkvist & Oja (1970)
HD61421	WBVR	B	0.78	0.05	Kornilov et al. (1991)
HD61421	Johnson	B	0.74	0.05	Johnson & Morgan (1953)
HD61421	Johnson	B	0.77	0.05	Hogg (1958)
HD61421	Johnson	B	0.80	0.05	Serkowski (1961)
HD61421	Johnson	B	0.80	0.05	Cousins & Stoy (1962)
HD61421	Johnson	B	0.80	0.05	Johnson (1964)
HD61421	Johnson	B	0.78	0.05	Häggkvist & Oja (1966)
HD61421	Johnson	B	0.79	0.05	Johnson et al. (1966b)
HD61421	Johnson	B	0.79	0.05	Johnson et al. (1966b)
HD61421	Johnson	B	0.80	0.05	Gutierrez-Moreno & et al. (1966)
HD61421	Johnson	B	0.78	0.05	Cowley et al. (1967)
HD61421	Johnson	B	0.77	0.05	Cousins (1984)
HD61421	Johnson	B	0.78	0.05	Mermilliod (1986)
HD61421	Oja	m45	0.66	0.05	Häggkvist & Oja (1970)
HD61421	DDO	m45	1.43	0.05	McClure (1976)
HD61421	13color	m45	0.68	0.05	Johnson & Mitchell (1975)
HD61421	DDO	m48	0.50	0.05	McClure (1976)
HD61421	13color	m52	0.45	0.05	Johnson & Mitchell (1975)
HD61421	WBVR	V	0.34	0.05	Kornilov et al. (1991)
HD61421	Johnson	V	0.34	0.05	Johnson & Morgan (1953)
HD61421	Johnson	V	0.35	0.05	Hogg (1958)
HD61421	Johnson	V	0.38	0.05	Serkowski (1961)
HD61421	Johnson	V	0.36	0.05	Cousins & Stoy (1962)
HD61421	Johnson	V	0.37	0.05	Johnson (1964)
HD61421	Johnson	V	0.38	0.05	Häggkvist & Oja (1966)
HD61421	Johnson	V	0.37	0.05	Johnson et al. (1966b)
HD61421	Johnson	V	0.37	0.05	Johnson et al. (1966b)
HD61421	Johnson	V	0.37	0.05	Gutierrez-Moreno & et al. (1966)
HD61421	Johnson	V	0.36	0.05	Cowley et al. (1967)
HD61421	Johnson	V	0.35	0.05	Cousins (1984)
HD61421	Johnson	V	0.36	0.05	Mermilliod (1986)
HD61421	13color	m58	0.24	0.05	Johnson & Mitchell (1975)
HD61421	13color	m63	0.09	0.05	Johnson & Mitchell (1975)
HD61421	WBVR	R	-0.01	0.05	Kornilov et al. (1991)
HD61421	Johnson	R	-0.05	0.05	Johnson et al. (1966b)
HD61421	13color	m72	-0.04	0.05	Johnson & Mitchell (1975)
HD61421	13color	m80	-0.18	0.05	Johnson & Mitchell (1975)
HD61421	13color	m86	-0.20	0.05	Johnson & Mitchell (1975)
HD61421	Johnson	I	-0.28	0.05	Johnson et al. (1966b)
HD61421	13color	m99	-0.23	0.05	Johnson & Mitchell (1975)
HD61421	1000	200	-0.41	0.05	Noguchi et al. (1981)
HD61421	13color	m110	-0.33	0.05	Johnson & Mitchell (1975)
HD61421	1200	240	-0.40	0.05	Glass (1974)
HD61421	1230	246	-0.41	0.05	Rydgren & Vrba (1983)
HD61421	1250	250	-0.39	0.05	Low & Johnson (1964)
HD61421	Johnson	J	-0.40	0.05	Johnson et al. (1966b)
HD61421	1250	250	-0.40	0.05	Johnson et al. (1966b)
HD61421	Johnson	J	-0.40	0.05	Glass (1974)
HD61421	1250	250	-0.41	0.05	Engels et al. (1981)
HD61421	1250	250	-0.53	0.05	Noguchi et al. (1981)
HD61421	1250	250	-0.32	0.05	Roth et al. (1984)
HD61421	1250	250	-0.30	0.05	Tapia et al. (1984)
HD61421	1250	250	-0.47	0.05	Alonso et al. (1994a)
HD61421	2Mass	J	-0.50	0.15	Cutri et al. (2003)
HD61421	1600	320	-0.60	0.05	Glass (1974)
HD61421	1600	320	-0.57	0.05	Veeder et al. (1978)
HD61421	Johnson	H	-0.60	0.05	Glass (1974)
HD61421	1650	330	-0.60	0.05	Engels et al. (1981)
HD61421	1650	330	-0.52	0.05	Noguchi et al. (1981)
HD61421	1650	330	-0.53	0.05	Roth et al. (1984)
HD61421	1650	330	-0.50	0.05	Tapia et al. (1984)
HD61421	1650	330	-0.65	0.05	Alonso et al. (1994a)
HD61421	2Mass	H	-0.67	0.27	Cutri et al. (2003)
HD61421	1660	332	-0.61	0.05	Rydgren & Vrba (1983)
HD61421	2Mass	Ks	-0.66	0.32	Cutri et al. (2003)
HD61421	2200	440	-0.66	0.05	Low & Johnson (1964)
HD61421	Johnson	K	-0.64	0.05	Johnson et al. (1966b)
HD61421	2200	440	-0.64	0.05	Johnson et al. (1966b)
HD61421	Johnson	K	-0.65	0.05	Glass (1974)
HD61421	2200	440	-0.65	0.05	Glass (1974)
HD61421	2200	440	-0.65	0.05	Veeder et al. (1978)
HD61421	2200	440	-0.66	0.05	Engels et al. (1981)
HD61421	2200	440	-0.65	0.05	Roth et al. (1984)

TABLE 4 — CONTINUED

Star ID	System / Wavelength	Bandpass / Bandwidth	Value	Error	Reference
HD61421	2200	440	-0.65	0.05	Tapia et al. (1984)
HD61421	2200	440	-0.65	0.05	Evans et al. (1987)
HD61421	2200	440	-0.69	0.05	Alonso et al. (1994a)
HD61421	2220	444	-0.65	0.05	Rydgren & Vrba (1983)
HD61421	2250	450	-0.66	0.05	Noguchi et al. (1981)
HD61421	3120	624	-0.59	0.05	Noguchi et al. (1981)
HD61421	3400	680	-0.70	0.05	Low & Johnson (1964)
HD61421	Johnson	L	-0.67	0.05	Johnson et al. (1966b)
HD61421	3400	680	-0.67	0.05	Johnson et al. (1966b)
HD61421	Johnson	L	-0.68	0.05	Glass (1974)
HD61421	3400	680	-0.68	0.05	Glass (1974)
HD61421	3450	690	-0.68	0.05	Rydgren & Vrba (1983)
HD61421	3500	700	-0.75	0.05	Gehrz & Woolf (1971)
HD61421	3500	700	-0.66	0.05	Evans et al. (1987)
HD61421	Johnson	M	-0.64	0.05	Johnson (1964)
HD61421	Johnson	N	-0.79	0.05	Low & Johnson (1964)
HD61421	Johnson	N	-0.79	0.05	Johnson (1964)
HD61421	25000	8000	18.45	1.85	Beichman et al. (1988)
HD61421	60000	12000	3.10	0.31	Beichman et al. (1988)
HD69897	WBVR	W	5.42	0.05	Kornilov et al. (1991)
HD69897	Johnson	U	5.56	0.05	Naur (1955)
HD69897	Johnson	U	5.54	0.05	Johnson & Knuckles (1957)
HD69897	Johnson	U	5.55	0.05	Johnson et al. (1966b)
HD69897	Johnson	U	5.53	0.05	Imagawa (1967)
HD69897	Johnson	U	5.56	0.05	Mermilliod (1986)
HD69897	WBVR	B	5.61	0.05	Kornilov et al. (1991)
HD69897	Johnson	B	5.61	0.05	Naur (1955)
HD69897	Johnson	B	5.60	0.05	Johnson & Knuckles (1957)
HD69897	Johnson	B	5.59	0.05	Niconov et al. (1957)
HD69897	Johnson	B	5.59	0.05	Häggkvist & Oja (1966)
HD69897	Johnson	B	5.61	0.05	Johnson et al. (1966b)
HD69897	Johnson	B	5.59	0.05	Imagawa (1967)
HD69897	Johnson	B	5.61	0.05	Mermilliod (1986)
HD69897	WBVR	V	5.13	0.05	Kornilov et al. (1991)
HD69897	Johnson	V	5.14	0.05	Naur (1955)
HD69897	Johnson	V	5.13	0.05	Johnson & Knuckles (1957)
HD69897	Johnson	V	5.14	0.05	Niconov et al. (1957)
HD69897	Johnson	V	5.13	0.05	Häggkvist & Oja (1966)
HD69897	Johnson	V	5.14	0.05	Johnson et al. (1966b)
HD69897	Johnson	V	5.15	0.05	Imagawa (1967)
HD69897	Johnson	V	5.14	0.05	Mermilliod (1986)
HD69897	WBVR	R	4.72	0.05	Kornilov et al. (1991)
HD69897	1250	250	4.18	0.05	Aumann & Probst (1991)
HD69897	2Mass	J	4.13	0.22	Cutri et al. (2003)
HD69897	1280	256	4.17	0.05	Alonso et al. (1994b)
HD69897	1650	330	3.94	0.05	Aumann & Probst (1991)
HD69897	1650	330	3.94	0.05	Alonso et al. (1994b)
HD69897	2Mass	H	3.94	0.19	Cutri et al. (2003)
HD69897	2Mass	Ks	3.87	0.25	Cutri et al. (2003)
HD69897	2190	438	3.91	0.05	Alonso et al. (1994b)
HD69897	2200	440	3.92	0.05	Aumann & Probst (1991)
HD69897	3400	680	3.90	0.05	Aumann & Probst (1991)
HD69897	12000	2000	1.25	0.13	Beichman et al. (1988)
HD75732	Vilnius	U	9.20	0.05	Kakaras et al. (1968)
HD75732	WBVR	W	7.31	0.05	Kornilov et al. (1991)
HD75732	Johnson	U	7.42	0.05	Argue (1963)
HD75732	Johnson	U	7.44	0.05	Marlborough (1964)
HD75732	Johnson	U	7.44	0.05	Argue (1966)
HD75732	Johnson	U	7.53	0.05	Cowley et al. (1967)
HD75732	Johnson	U	7.41	0.05	Mermilliod (1986)
HD75732	Vilnius	P	8.72	0.05	Kakaras et al. (1968)
HD75732	Vilnius	X	7.76	0.05	Kakaras et al. (1968)
HD75732	Oja	m41	7.89	0.05	Häggkvist & Oja (1970)
HD75732	Oja	m42	7.77	0.05	Häggkvist & Oja (1970)
HD75732	WBVR	B	6.84	0.05	Kornilov et al. (1991)
HD75732	Johnson	B	6.80	0.05	Niconov et al. (1957)
HD75732	Johnson	B	6.79	0.05	Argue (1963)
HD75732	Johnson	B	6.78	0.05	Marlborough (1964)
HD75732	Johnson	B	6.81	0.05	Argue (1966)
HD75732	Johnson	B	6.88	0.05	Cowley et al. (1967)
HD75732	Johnson	B	6.77	0.05	Mermilliod (1986)
HD75732	Oja	m45	6.52	0.05	Häggkvist & Oja (1970)
HD75732	Vilnius	Y	6.63	0.05	Kakaras et al. (1968)
HD75732	Vilnius	Z	6.26	0.05	Kakaras et al. (1968)
HD75732	WBVR	V	5.96	0.05	Kornilov et al. (1991)

TABLE 4 — CONTINUED

Star ID	System / Wavelength	Bandpass / Bandwidth	Value	Error	Reference
HD75732	Vilnius	V	5.95	0.05	Kakaras et al. (1968)
HD75732	Johnson	V	5.94	0.05	Niconov et al. (1957)
HD75732	Johnson	V	5.93	0.05	Argue (1963)
HD75732	Johnson	V	5.93	0.05	Marlborough (1964)
HD75732	Johnson	V	5.95	0.05	Argue (1966)
HD75732	Johnson	V	6.00	0.05	Cowley et al. (1967)
HD75732	Johnson	V	5.92	0.05	Mermilliod (1986)
HD75732	Vilnius	S	5.28	0.05	Kakaras et al. (1968)
HD75732	WBVR	R	5.30	0.05	Kornilov et al. (1991)
HD75732	1250	250	4.56	0.05	Persson et al. (1977)
HD75732	1250	250	4.59	0.05	Arribas & Martinez Roger (1989a)
HD75732	2Mass	J	4.77	0.24	Cutri et al. (2003)
HD75732	Johnson	H	7.91	0.05	Veeder (1974)
HD75732	1650	330	4.17	0.05	Persson et al. (1977)
HD75732	1650	330	4.14	0.05	Arribas & Martinez Roger (1989a)
HD75732	2Mass	H	4.27	0.23	Cutri et al. (2003)
HD75732	2Mass	Ks	4.02	0.03	Cutri et al. (2003)
HD75732	Johnson	K	7.64	0.05	Veeder (1974)
HD75732	2200	440	4.11	0.05	Persson et al. (1977)
HD75732	2200	440	4.07	0.05	Arribas & Martinez Roger (1989a)
HD75732	3400	680	3.98	0.05	Arribas & Martinez Roger (1989a)
HD81937	13color	m33	4.09	0.05	Johnson & Mitchell (1975)
HD81937	13color	m35	4.00	0.05	Johnson & Mitchell (1975)
HD81937	WBVR	W	4.02	0.05	Kornilov et al. (1991)
HD81937	Johnson	U	4.09	0.05	Naur (1955)
HD81937	Johnson	U	4.10	0.05	Johnson et al. (1966b)
HD81937	Johnson	U	4.10	0.05	Johnson et al. (1966b)
HD81937	Johnson	U	4.12	0.05	Danziger & Dickens (1967)
HD81937	Johnson	U	4.07	0.05	Imagawa (1967)
HD81937	Johnson	U	4.08	0.05	Mermilliod (1986)
HD81937	13color	m37	4.02	0.05	Johnson & Mitchell (1975)
HD81937	13color	m40	4.13	0.05	Johnson & Mitchell (1975)
HD81937	WBVR	B	3.99	0.05	Kornilov et al. (1991)
HD81937	Johnson	B	3.99	0.05	Naur (1955)
HD81937	Johnson	B	3.98	0.05	Sjögren (1964)
HD81937	Johnson	B	4.00	0.05	Johnson et al. (1966b)
HD81937	Johnson	B	4.00	0.05	Johnson et al. (1966b)
HD81937	Johnson	B	4.01	0.05	Danziger & Dickens (1967)
HD81937	Johnson	B	3.97	0.05	Imagawa (1967)
HD81937	Johnson	B	3.98	0.05	Mermilliod (1986)
HD81937	13color	m45	3.91	0.05	Johnson & Mitchell (1975)
HD81937	13color	m52	3.75	0.05	Johnson & Mitchell (1975)
HD81937	WBVR	V	3.66	0.05	Kornilov et al. (1991)
HD81937	Johnson	V	3.66	0.05	Naur (1955)
HD81937	Johnson	V	3.65	0.05	Sjögren (1964)
HD81937	Johnson	V	3.67	0.05	Johnson et al. (1966b)
HD81937	Johnson	V	3.67	0.05	Johnson et al. (1966b)
HD81937	Johnson	V	3.68	0.05	Danziger & Dickens (1967)
HD81937	Johnson	V	3.66	0.05	Imagawa (1967)
HD81937	Johnson	V	3.65	0.05	Mermilliod (1986)
HD81937	13color	m58	3.57	0.05	Johnson & Mitchell (1975)
HD81937	13color	m63	3.45	0.05	Johnson & Mitchell (1975)
HD81937	WBVR	R	3.37	0.05	Kornilov et al. (1991)
HD81937	Johnson	R	3.33	0.05	Johnson et al. (1966b)
HD81937	13color	m72	3.33	0.05	Johnson & Mitchell (1975)
HD81937	13color	m80	3.22	0.05	Johnson & Mitchell (1975)
HD81937	13color	m86	3.18	0.05	Johnson & Mitchell (1975)
HD81937	Johnson	I	3.15	0.05	Johnson et al. (1966b)
HD81937	Johnson	I	3.52	0.06	Neugebauer & Leighton (1969b)
HD81937	13color	m99	3.15	0.05	Johnson & Mitchell (1975)
HD81937	13color	m110	3.12	0.05	Johnson & Mitchell (1975)
HD81937	Johnson	J	3.01	0.05	Johnson et al. (1966b)
HD81937	1250	250	3.01	0.05	Johnson et al. (1966b)
HD81937	2Mass	J	3.22	0.28	Cutri et al. (2003)
HD81937	2Mass	H	3.03	0.24	Cutri et al. (2003)
HD81937	2Mass	Ks	2.86	0.29	Cutri et al. (2003)
HD81937	Johnson	K	2.82	0.05	Johnson et al. (1966b)
HD81937	2200	440	2.82	0.05	Johnson et al. (1966b)
HD81937	Johnson	K	2.73	0.09	Neugebauer & Leighton (1969b)
HD81937	12000	2000	3.29	0.33	Beichman et al. (1988)
HD81937	25000	8000	0.79	0.08	Beichman et al. (1988)
HD82328	13color	m33	3.57	0.05	Johnson & Mitchell (1975)
HD82328	13color	m35	3.49	0.05	Johnson & Mitchell (1975)
HD82328	WBVR	W	3.53	0.05	Kornilov et al. (1991)
HD82328	Johnson	U	3.63	0.05	Naur (1955)

TABLE 4 — CONTINUED

Star ID	System / Wavelength	Bandpass / Bandwidth	Value	Error	Reference
HD82328	Johnson	U	3.65	0.05	Roman (1955)
HD82328	Johnson	U	3.67	0.05	Johnson et al. (1966b)
HD82328	Johnson	U	3.67	0.05	Johnson et al. (1966b)
HD82328	Johnson	U	3.65	0.05	Cowley et al. (1967)
HD82328	Johnson	U	3.66	0.05	Mermilliod (1986)
HD82328	13color	m37	3.63	0.05	Johnson & Mitchell (1975)
HD82328	13color	m40	3.85	0.05	Johnson & Mitchell (1975)
HD82328	WBVR	B	3.66	0.05	Kornilov et al. (1991)
HD82328	Johnson	B	3.61	0.05	Miczaika (1954)
HD82328	Johnson	B	3.63	0.05	Naur (1955)
HD82328	Johnson	B	3.63	0.05	Roman (1955)
HD82328	Johnson	B	3.63	0.05	Bouigue (1959)
HD82328	Johnson	B	3.64	0.05	Sjögren (1964)
HD82328	Johnson	B	3.64	0.05	Johnson et al. (1966b)
HD82328	Johnson	B	3.64	0.05	Johnson et al. (1966b)
HD82328	Johnson	B	3.63	0.05	Cowley et al. (1967)
HD82328	Johnson	B	3.64	0.05	Mermilliod (1986)
HD82328	13color	m45	3.56	0.05	Johnson & Mitchell (1975)
HD82328	13color	m52	3.31	0.05	Johnson & Mitchell (1975)
HD82328	WBVR	V	3.18	0.05	Kornilov et al. (1991)
HD82328	Johnson	V	3.14	0.05	Miczaika (1954)
HD82328	Johnson	V	3.17	0.05	Naur (1955)
HD82328	Johnson	V	3.16	0.05	Roman (1955)
HD82328	Johnson	V	3.19	0.05	Bouigue (1959)
HD82328	Johnson	V	3.17	0.05	Sjögren (1964)
HD82328	Johnson	V	3.18	0.05	Johnson et al. (1966b)
HD82328	Johnson	V	3.18	0.05	Johnson et al. (1966b)
HD82328	Johnson	V	3.16	0.05	Cowley et al. (1967)
HD82328	Johnson	V	3.18	0.05	Mermilliod (1986)
HD82328	13color	m58	3.07	0.05	Johnson & Mitchell (1975)
HD82328	13color	m63	2.88	0.05	Johnson & Mitchell (1975)
HD82328	WBVR	R	2.77	0.05	Kornilov et al. (1991)
HD82328	Johnson	R	2.74	0.05	Johnson et al. (1966b)
HD82328	13color	m72	2.76	0.05	Johnson & Mitchell (1975)
HD82328	13color	m80	2.62	0.05	Johnson & Mitchell (1975)
HD82328	13color	m86	2.58	0.05	Johnson & Mitchell (1975)
HD82328	Johnson	I	2.47	0.05	Johnson et al. (1966b)
HD82328	13color	m99	2.53	0.05	Johnson & Mitchell (1975)
HD82328	13color	m110	2.44	0.05	Johnson & Mitchell (1975)
HD82328	Johnson	J	2.28	0.05	Johnson et al. (1966b)
HD82328	1250	250	2.28	0.05	Johnson et al. (1966b)
HD82328	2Mass	J	2.28	0.29	Cutri et al. (2003)
HD82328	1280	256	2.26	0.05	Alonso et al. (1994b)
HD82328	1650	330	2.03	0.05	Alonso et al. (1994b)
HD82328	2Mass	H	2.08	0.18	Cutri et al. (2003)
HD82328	2Mass	Ks	1.97	0.25	Cutri et al. (2003)
HD82328	2190	438	1.97	0.05	Alonso et al. (1994b)
HD82328	Johnson	K	2.02	0.05	Johnson et al. (1966b)
HD82328	2200	440	2.02	0.05	Johnson et al. (1966b)
HD82885	13color	m33	6.44	0.05	Johnson & Mitchell (1975)
HD82885	Vilnius	U	8.28	0.05	Kakaras et al. (1968)
HD82885	DDO	m35	7.89	0.05	McClure (1976)
HD82885	13color	m35	6.38	0.05	Johnson & Mitchell (1975)
HD82885	WBVR	W	6.44	0.05	Kornilov et al. (1991)
HD82885	Johnson	U	6.66	0.05	Johnson & Morgan (1953)
HD82885	Johnson	U	6.63	0.05	Johnson & Harris (1954)
HD82885	Johnson	U	6.61	0.05	Argue (1963)
HD82885	Johnson	U	6.62	0.05	Johnson et al. (1966b)
HD82885	Johnson	U	6.62	0.05	Johnson et al. (1966b)
HD82885	Johnson	U	6.59	0.05	Argue (1966)
HD82885	Johnson	U	6.59	0.05	Cowley et al. (1967)
HD82885	Johnson	U	6.62	0.05	Jennens & Helfer (1975)
HD82885	Johnson	U	6.56	0.05	Oja (1985a)
HD82885	Johnson	U	6.63	0.05	Mermilliod (1986)
HD82885	Vilnius	P	7.85	0.05	Kakaras et al. (1968)
HD82885	13color	m37	6.58	0.05	Johnson & Mitchell (1975)
HD82885	DDO	m38	6.96	0.05	McClure (1976)
HD82885	13color	m40	6.57	0.05	Johnson & Mitchell (1975)
HD82885	Vilnius	X	7.02	0.05	Kakaras et al. (1968)
HD82885	DDO	m41	7.58	0.05	McClure (1976)
HD82885	Oja	m41	7.13	0.05	Häggkvist & Oja (1970)
HD82885	DDO	m42	7.51	0.05	McClure (1976)
HD82885	Oja	m42	7.08	0.05	Häggkvist & Oja (1970)
HD82885	WBVR	B	6.18	0.05	Kornilov et al. (1991)
HD82885	Johnson	B	6.22	0.05	Johnson & Morgan (1953)

TABLE 4 — CONTINUED

Star ID	System / Wavelength	Bandpass / Bandwidth	Value	Error	Reference
HD82885	Johnson	B	6.23	0.05	Miczaika (1954)
HD82885	Johnson	B	6.18	0.05	Johnson & Harris (1954)
HD82885	Johnson	B	6.25	0.05	Niconov et al. (1957)
HD82885	Johnson	B	6.18	0.05	Serkowski (1961)
HD82885	Johnson	B	6.17	0.05	Oja (1963)
HD82885	Johnson	B	6.18	0.05	Argue (1963)
HD82885	Johnson	B	6.19	0.05	Sjögren (1964)
HD82885	Johnson	B	6.18	0.05	Johnson et al. (1966b)
HD82885	Johnson	B	6.18	0.05	Johnson et al. (1966b)
HD82885	Johnson	B	6.16	0.05	Argue (1966)
HD82885	Johnson	B	6.18	0.05	Jerzykiewicz & Serkowski (1966)
HD82885	Johnson	B	6.15	0.05	Cowley et al. (1967)
HD82885	Johnson	B	6.18	0.05	Jennens & Helfer (1975)
HD82885	Johnson	B	6.18	0.05	Moffett & Barnes (1979)
HD82885	Johnson	B	6.11	0.05	Oja (1985a)
HD82885	Johnson	B	6.20	0.05	Mermilliod (1986)
HD82885	Oja	m45	5.92	0.05	Häggkvist & Oja (1970)
HD82885	DDO	m45	6.74	0.05	McClure (1976)
HD82885	13color	m45	5.94	0.05	Johnson & Mitchell (1975)
HD82885	Vilnius	Y	6.00	0.05	Kakaras et al. (1968)
HD82885	DDO	m48	5.68	0.05	McClure (1976)
HD82885	Vilnius	Z	5.68	0.05	Kakaras et al. (1968)
HD82885	13color	m52	5.60	0.05	Johnson & Mitchell (1975)
HD82885	WBVR	V	5.40	0.05	Kornilov et al. (1991)
HD82885	Vilnius	V	5.41	0.05	Kakaras et al. (1968)
HD82885	Johnson	V	5.47	0.05	Johnson & Morgan (1953)
HD82885	Johnson	V	5.48	0.05	Miczaika (1954)
HD82885	Johnson	V	5.41	0.05	Johnson & Harris (1954)
HD82885	Johnson	V	5.46	0.05	Niconov et al. (1957)
HD82885	Johnson	V	5.41	0.05	Serkowski (1961)
HD82885	Johnson	V	5.38	0.05	Oja (1963)
HD82885	Johnson	V	5.41	0.05	Argue (1963)
HD82885	Johnson	V	5.42	0.05	Sjögren (1964)
HD82885	Johnson	V	5.41	0.05	Johnson et al. (1966b)
HD82885	Johnson	V	5.41	0.05	Johnson et al. (1966b)
HD82885	Johnson	V	5.39	0.05	Argue (1966)
HD82885	Johnson	V	5.41	0.05	Jerzykiewicz & Serkowski (1966)
HD82885	Johnson	V	5.39	0.05	Cowley et al. (1967)
HD82885	Johnson	V	5.41	0.05	Jennens & Helfer (1975)
HD82885	Johnson	V	5.40	0.05	Moffett & Barnes (1979)
HD82885	Johnson	V	5.34	0.05	Oja (1985a)
HD82885	Johnson	V	5.43	0.05	Mermilliod (1986)
HD82885	13color	m58	5.19	0.05	Johnson & Mitchell (1975)
HD82885	13color	m63	4.95	0.05	Johnson & Mitchell (1975)
HD82885	Vilnius	S	4.76	0.05	Kakaras et al. (1968)
HD82885	WBVR	R	4.81	0.05	Kornilov et al. (1991)
HD82885	Johnson	R	4.79	0.05	Johnson et al. (1966b)
HD82885	13color	m72	4.75	0.05	Johnson & Mitchell (1975)
HD82885	13color	m80	4.56	0.05	Johnson & Mitchell (1975)
HD82885	13color	m86	4.51	0.05	Johnson & Mitchell (1975)
HD82885	Johnson	I	4.42	0.05	Johnson et al. (1966b)
HD82885	13color	m99	4.40	0.05	Johnson & Mitchell (1975)
HD82885	13color	m110	4.27	0.05	Johnson & Mitchell (1975)
HD82885	1250	250	4.14	0.05	Arribas & Martinez Roger (1989a)
HD82885	2Mass	J	4.06	0.41	Cutri et al. (2003)
HD82885	1650	330	3.77	0.05	Arribas & Martinez Roger (1989a)
HD82885	2Mass	H	3.72	0.34	Cutri et al. (2003)
HD82885	2Mass	Ks	3.69	0.01	Cutri et al. (2003)
HD82885	2200	440	3.70	0.05	Arribas & Martinez Roger (1989a)
HD82885	3400	680	3.57	0.05	Arribas & Martinez Roger (1989a)
HD86728	Vilnius	U	7.95	0.05	Kakaras et al. (1968)
HD86728	DDO	m35	7.59	0.05	McClure (1976)
HD86728	WBVR	W	6.14	0.05	Kornilov et al. (1991)
HD86728	Johnson	U	6.29	0.05	Roman (1955)
HD86728	Johnson	U	6.22	0.05	Wallerstein & Helfer (1961)
HD86728	Johnson	U	6.28	0.05	Marlborough (1964)
HD86728	Johnson	U	6.29	0.05	Johnson et al. (1966b)
HD86728	Johnson	U	6.29	0.05	Cowley et al. (1967)
HD86728	Johnson	U	6.30	0.05	Mermilliod (1986)
HD86728	Vilnius	P	7.50	0.05	Kakaras et al. (1968)
HD86728	DDO	m38	6.66	0.05	McClure (1976)
HD86728	Vilnius	X	6.78	0.05	Kakaras et al. (1968)
HD86728	DDO	m41	7.36	0.05	McClure (1976)
HD86728	Oja	m41	6.89	0.05	Häggkvist & Oja (1970)
HD86728	DDO	m42	7.33	0.05	McClure (1976)

TABLE 4 — CONTINUED

Star ID	System / Wavelength	Bandpass / Bandwidth	Value	Error	Reference
HD86728	Oja	m42	6.91	0.05	Häggkvist & Oja (1970)
HD86728	WBVR	B	6.06	0.05	Kornilov et al. (1991)
HD86728	Johnson	B	6.01	0.05	Roman (1955)
HD86728	Johnson	B	6.00	0.05	Wallerstein & Helfer (1961)
HD86728	Johnson	B	6.02	0.05	Marlborough (1964)
HD86728	Johnson	B	6.01	0.05	Johnson et al. (1966b)
HD86728	Johnson	B	6.03	0.05	Cowley et al. (1967)
HD86728	Johnson	B	6.03	0.05	Mermilliod (1986)
HD86728	Oja	m45	5.84	0.05	Häggkvist & Oja (1970)
HD86728	DDO	m45	6.66	0.05	McClure (1976)
HD86728	Vilnius	Y	5.91	0.05	Kakaras et al. (1968)
HD86728	DDO	m48	5.64	0.05	McClure (1976)
HD86728	Vilnius	Z	5.58	0.05	Kakaras et al. (1968)
HD86728	WBVR	V	5.39	0.05	Kornilov et al. (1991)
HD86728	Vilnius	V	5.35	0.05	Kakaras et al. (1968)
HD86728	Johnson	V	5.35	0.05	Roman (1955)
HD86728	Johnson	V	5.37	0.05	Wallerstein & Helfer (1961)
HD86728	Johnson	V	5.37	0.05	Marlborough (1964)
HD86728	Johnson	V	5.35	0.05	Johnson et al. (1966b)
HD86728	Johnson	V	5.38	0.05	Cowley et al. (1967)
HD86728	Johnson	V	5.38	0.05	Mermilliod (1986)
HD86728	Vilnius	S	4.77	0.05	Kakaras et al. (1968)
HD86728	WBVR	R	4.86	0.05	Kornilov et al. (1991)
HD86728	2Mass	J	4.27	0.33	Cutri et al. (2003)
HD86728	2Mass	H	4.04	0.26	Cutri et al. (2003)
HD86728	2Mass	Ks	3.82	0.03	Cutri et al. (2003)
HD86728	12000	2000	1.20	0.12	Beichman et al. (1988)
HD90839	13color	m33	5.18	0.05	Johnson & Mitchell (1975)
HD90839	13color	m35	5.12	0.05	Johnson & Mitchell (1975)
HD90839	WBVR	W	5.19	0.05	Kornilov et al. (1991)
HD90839	Johnson	U	5.33	0.05	Johnson & Morgan (1953)
HD90839	Johnson	U	5.33	0.05	Johnson (1953)
HD90839	Johnson	U	5.35	0.05	Johnson et al. (1966b)
HD90839	Johnson	U	5.35	0.05	Johnson et al. (1966b)
HD90839	Johnson	U	5.33	0.05	Argue (1966)
HD90839	Johnson	U	5.33	0.05	Mermilliod (1986)
HD90839	13color	m37	5.34	0.05	Johnson & Mitchell (1975)
HD90839	13color	m40	5.55	0.05	Johnson & Mitchell (1975)
HD90839	WBVR	B	5.36	0.05	Kornilov et al. (1991)
HD90839	Johnson	B	5.33	0.05	Johnson & Morgan (1953)
HD90839	Johnson	B	5.33	0.05	Johnson (1953)
HD90839	Johnson	B	5.34	0.05	Niconov et al. (1957)
HD90839	Johnson	B	5.36	0.05	Serkowski (1961)
HD90839	Johnson	B	5.35	0.05	Oja (1963)
HD90839	Johnson	B	5.37	0.05	Sjögren (1964)
HD90839	Johnson	B	5.36	0.05	Johnson et al. (1966b)
HD90839	Johnson	B	5.36	0.05	Johnson et al. (1966b)
HD90839	Johnson	B	5.34	0.05	Argue (1966)
HD90839	Johnson	B	5.35	0.05	Jerzykiewicz & Serkowski (1966)
HD90839	Johnson	B	5.35	0.05	Moffett & Barnes (1979)
HD90839	Johnson	B	5.33	0.05	Mermilliod (1986)
HD90839	13color	m45	5.22	0.05	Johnson & Mitchell (1975)
HD90839	13color	m52	4.95	0.05	Johnson & Mitchell (1975)
HD90839	WBVR	V	4.83	0.05	Kornilov et al. (1991)
HD90839	Johnson	V	4.82	0.05	Johnson & Morgan (1953)
HD90839	Johnson	V	4.82	0.05	Johnson (1953)
HD90839	Johnson	V	4.82	0.05	Niconov et al. (1957)
HD90839	Johnson	V	4.84	0.05	Serkowski (1961)
HD90839	Johnson	V	4.84	0.05	Oja (1963)
HD90839	Johnson	V	4.84	0.05	Sjögren (1964)
HD90839	Johnson	V	4.84	0.05	Johnson et al. (1966b)
HD90839	Johnson	V	4.84	0.05	Johnson et al. (1966b)
HD90839	Johnson	V	4.82	0.05	Argue (1966)
HD90839	Johnson	V	4.84	0.05	Jerzykiewicz & Serkowski (1966)
HD90839	Johnson	V	4.83	0.05	Moffett & Barnes (1979)
HD90839	Johnson	V	4.82	0.05	Mermilliod (1986)
HD90839	13color	m58	4.67	0.05	Johnson & Mitchell (1975)
HD90839	13color	m63	4.49	0.05	Johnson & Mitchell (1975)
HD90839	WBVR	R	4.39	0.05	Kornilov et al. (1991)
HD90839	Johnson	R	4.36	0.05	Johnson et al. (1966b)
HD90839	13color	m72	4.29	0.05	Johnson & Mitchell (1975)
HD90839	13color	m80	4.14	0.05	Johnson & Mitchell (1975)
HD90839	13color	m86	4.09	0.05	Johnson & Mitchell (1975)
HD90839	Johnson	I	4.08	0.05	Johnson et al. (1966b)
HD90839	13color	m99	4.04	0.05	Johnson & Mitchell (1975)

TABLE 4 — CONTINUED

Star ID	System / Wavelength	Bandpass / Bandwidth	Value	Error	Reference
HD90839	13color	m110	3.89	0.05	Johnson & Mitchell (1975)
HD90839	1250	250	3.84	0.05	Aumann & Probst (1991)
HD90839	2Mass	J	4.03	0.22	Cutri et al. (2003)
HD90839	1650	330	3.58	0.05	Aumann & Probst (1991)
HD90839	2Mass	H	3.76	0.20	Cutri et al. (2003)
HD90839	2Mass	Ks	3.64	0.22	Cutri et al. (2003)
HD90839	2200	440	3.54	0.05	Aumann & Probst (1991)
HD90839	3400	680	3.53	0.05	Aumann & Probst (1991)
HD90839	12000	2000	1.73	0.17	Beichman et al. (1988)
HD90839	25000	8000	0.44	0.04	Beichman et al. (1988)
HD95418	13color	m33	2.37	0.05	Johnson & Mitchell (1975)
HD95418	Vilnius	U	4.29	0.05	Kakaras et al. (1968)
HD95418	13color	m35	2.37	0.05	Johnson & Mitchell (1975)
HD95418	WBVR	W	2.36	0.05	Kornilov et al. (1991)
HD95418	Johnson	U	2.36	0.05	Johnson & Knuckles (1957)
HD95418	Johnson	U	2.35	0.05	Johnson et al. (1966b)
HD95418	Johnson	U	2.35	0.05	Johnson et al. (1966b)
HD95418	Johnson	U	2.36	0.05	Mermilliod (1986)
HD95418	Vilnius	P	3.63	0.05	Kakaras et al. (1968)
HD95418	13color	m37	2.36	0.05	Johnson & Mitchell (1975)
HD95418	13color	m40	2.34	0.05	Johnson & Mitchell (1975)
HD95418	Vilnius	X	2.84	0.05	Kakaras et al. (1968)
HD95418	WBVR	B	2.33	0.05	Kornilov et al. (1991)
HD95418	Johnson	B	2.37	0.05	Miczaika (1954)
HD95418	Johnson	B	2.34	0.05	Johnson & Knuckles (1957)
HD95418	Johnson	B	0.00	0.05	Belyakina & Chugainov (1960)
HD95418	Johnson	B	2.33	0.05	Häggkvist & Oja (1966)
HD95418	Johnson	B	2.35	0.05	Johnson et al. (1966b)
HD95418	Johnson	B	2.35	0.05	Johnson et al. (1966b)
HD95418	Johnson	B	2.34	0.05	Mermilliod (1986)
HD95418	13color	m45	2.36	0.05	Johnson & Mitchell (1975)
HD95418	Vilnius	Y	2.55	0.05	Kakaras et al. (1968)
HD95418	Vilnius	Z	2.45	0.05	Kakaras et al. (1968)
HD95418	13color	m52	2.36	0.05	Johnson & Mitchell (1975)
HD95418	WBVR	V	2.35	0.05	Kornilov et al. (1991)
HD95418	Vilnius	V	2.37	0.05	Kakaras et al. (1968)
HD95418	Johnson	V	2.40	0.05	Miczaika (1954)
HD95418	Johnson	V	2.36	0.05	Johnson & Knuckles (1957)
HD95418	Johnson	V	0.02	0.05	Belyakina & Chugainov (1960)
HD95418	Johnson	V	2.35	0.05	Häggkvist & Oja (1966)
HD95418	Johnson	V	2.37	0.05	Johnson et al. (1966b)
HD95418	Johnson	V	2.37	0.05	Johnson et al. (1966b)
HD95418	Johnson	V	2.36	0.05	Mermilliod (1986)
HD95418	13color	m58	2.37	0.05	Johnson & Mitchell (1975)
HD95418	13color	m63	2.37	0.05	Johnson & Mitchell (1975)
HD95418	Vilnius	S	2.21	0.05	Kakaras et al. (1968)
HD95418	WBVR	R	2.36	0.05	Kornilov et al. (1991)
HD95418	Johnson	R	2.31	0.05	Johnson et al. (1966b)
HD95418	13color	m72	2.38	0.05	Johnson & Mitchell (1975)
HD95418	13color	m80	2.38	0.05	Johnson & Mitchell (1975)
HD95418	13color	m86	2.39	0.05	Johnson & Mitchell (1975)
HD95418	Johnson	I	2.35	0.05	Johnson et al. (1966b)
HD95418	13color	m99	2.40	0.05	Johnson & Mitchell (1975)
HD95418	13color	m110	2.43	0.05	Johnson & Mitchell (1975)
HD95418	Johnson	J	2.35	0.05	Johnson et al. (1966b)
HD95418	1250	250	2.35	0.05	Johnson et al. (1966b)
HD95418	2Mass	J	2.27	0.24	Cutri et al. (2003)
HD95418	2Mass	H	2.36	0.16	Cutri et al. (2003)
HD95418	2Mass	Ks	2.29	0.24	Cutri et al. (2003)
HD95418	Johnson	K	2.35	0.05	Johnson et al. (1966b)
HD95418	2200	440	2.35	0.05	Johnson et al. (1966b)
HD97603	13color	m33	2.85	0.05	Johnson & Mitchell (1975)
HD97603	Vilnius	U	4.74	0.05	Kakaras et al. (1968)
HD97603	DDO	m35	4.31	0.05	McClure (1976)
HD97603	13color	m35	2.81	0.05	Johnson & Mitchell (1975)
HD97603	WBVR	W	2.81	0.05	Kornilov et al. (1991)
HD97603	Johnson	U	2.80	0.05	Johnson & Knuckles (1957)
HD97603	Johnson	U	2.79	0.05	Johnson (1964)
HD97603	Johnson	U	2.79	0.05	Johnson et al. (1966b)
HD97603	Johnson	U	2.79	0.05	Johnson et al. (1966b)
HD97603	Johnson	U	2.80	0.05	Johnson et al. (1966b)
HD97603	Johnson	U	2.82	0.05	van den Bergh (1967)
HD97603	Johnson	U	2.80	0.05	Mermilliod (1986)
HD97603	Vilnius	P	4.08	0.05	Kakaras et al. (1968)
HD97603	13color	m37	2.80	0.05	Johnson & Mitchell (1975)

TABLE 4 — CONTINUED

Star ID	System / Wavelength	Bandpass / Bandwidth	Value	Error	Reference
HD97603	DDO	m38	2.98	0.05	McClure (1976)
HD97603	13color	m40	2.76	0.05	Johnson & Mitchell (1975)
HD97603	Vilnius	X	3.24	0.05	Kakaras et al. (1968)
HD97603	DDO	m41	3.78	0.05	McClure (1976)
HD97603	DDO	m42	3.74	0.05	McClure (1976)
HD97603	WBVR	B	2.67	0.05	Kornilov et al. (1991)
HD97603	Johnson	B	2.68	0.05	Miczaika (1954)
HD97603	Johnson	B	2.68	0.05	Johnson & Knuckles (1957)
HD97603	Johnson	B	2.65	0.05	Bouigue (1959)
HD97603	Johnson	B	2.67	0.05	Johnson (1964)
HD97603	Johnson	B	2.71	0.05	Häggkvist & Oja (1966)
HD97603	Johnson	B	2.68	0.05	Johnson et al. (1966b)
HD97603	Johnson	B	2.68	0.05	Johnson et al. (1966b)
HD97603	Johnson	B	2.72	0.05	van den Bergh (1967)
HD97603	Johnson	B	2.68	0.05	Mermilliod (1986)
HD97603	DDO	m45	3.40	0.05	McClure (1976)
HD97603	13color	m45	2.66	0.05	Johnson & Mitchell (1975)
HD97603	Vilnius	Y	2.81	0.05	Kakaras et al. (1968)
HD97603	DDO	m48	2.66	0.05	McClure (1976)
HD97603	Vilnius	Z	2.65	0.05	Kakaras et al. (1968)
HD97603	13color	m52	2.61	0.05	Johnson & Mitchell (1975)
HD97603	WBVR	V	2.55	0.05	Kornilov et al. (1991)
HD97603	Vilnius	V	2.56	0.05	Kakaras et al. (1968)
HD97603	Johnson	V	2.57	0.05	Miczaika (1954)
HD97603	Johnson	V	2.55	0.05	Johnson & Knuckles (1957)
HD97603	Johnson	V	2.55	0.05	Bouigue (1959)
HD97603	Johnson	V	2.55	0.05	Johnson (1964)
HD97603	Johnson	V	2.56	0.05	Häggkvist & Oja (1966)
HD97603	Johnson	V	2.56	0.05	Johnson et al. (1966b)
HD97603	Johnson	V	2.56	0.05	Johnson et al. (1966b)
HD97603	Johnson	V	2.57	0.05	van den Bergh (1967)
HD97603	Johnson	V	2.55	0.05	Mermilliod (1986)
HD97603	13color	m58	2.54	0.05	Johnson & Mitchell (1975)
HD97603	13color	m63	2.51	0.05	Johnson & Mitchell (1975)
HD97603	Vilnius	S	2.32	0.05	Kakaras et al. (1968)
HD97603	WBVR	R	2.46	0.05	Kornilov et al. (1991)
HD97603	Johnson	R	2.43	0.05	Johnson et al. (1966b)
HD97603	13color	m72	2.42	0.05	Johnson & Mitchell (1975)
HD97603	13color	m80	2.38	0.05	Johnson & Mitchell (1975)
HD97603	13color	m86	2.39	0.05	Johnson & Mitchell (1975)
HD97603	Johnson	I	2.40	0.05	Johnson et al. (1966b)
HD97603	Johnson	I	2.57	0.04	Neugebauer & Leighton (1969b)
HD97603	13color	m99	2.37	0.05	Johnson & Mitchell (1975)
HD97603	13color	m110	2.37	0.05	Johnson & Mitchell (1975)
HD97603	1200	240	2.33	0.05	Glass (1974)
HD97603	Johnson	J	2.29	0.05	Johnson et al. (1966b)
HD97603	1250	250	2.29	0.05	Johnson et al. (1966b)
HD97603	Johnson	J	2.33	0.05	Glass (1974)
HD97603	1250	250	2.38	0.05	Guetter (1979)
HD97603	1250	250	2.33	0.05	Carter (1990)
HD97603	2Mass	J	2.24	0.26	Cutri et al. (2003)
HD97603	1600	320	2.27	0.05	Glass (1974)
HD97603	1600	320	2.33	0.05	Guetter (1979)
HD97603	Johnson	H	2.27	0.05	Glass (1974)
HD97603	1650	330	2.26	0.05	Carter (1990)
HD97603	2Mass	H	2.19	0.19	Cutri et al. (2003)
HD97603	2Mass	Ks	2.14	0.21	Cutri et al. (2003)
HD97603	Johnson	K	2.25	0.05	Johnson et al. (1966b)
HD97603	2200	440	2.25	0.05	Johnson et al. (1966b)
HD97603	Johnson	K	2.24	0.06	Neugebauer & Leighton (1969b)
HD97603	Johnson	K	2.27	0.05	Glass (1974)
HD97603	2200	440	2.27	0.05	Glass (1974)
HD97603	2200	440	2.30	0.05	Guetter (1979)
HD97603	2200	440	2.25	0.05	Carter (1990)
HD97603	Johnson	L	2.29	0.05	Glass (1974)
HD97603	3400	680	2.29	0.05	Glass (1974)
HD97603	3400	680	2.17	0.05	Guetter (1979)
HD97603	3400	680	2.22	0.05	Carter (1990)
HD101501	13color	m33	6.10	0.05	Johnson & Mitchell (1975)
HD101501	Vilnius	U	8.01	0.05	Kakaras et al. (1968)
HD101501	DDO	m35	7.58	0.05	McClure (1976)
HD101501	13color	m35	6.05	0.05	Johnson & Mitchell (1975)
HD101501	WBVR	W	6.13	0.05	Kornilov et al. (1991)
HD101501	Johnson	U	6.29	0.05	Johnson & Morgan (1953)
HD101501	Johnson	U	6.31	0.05	Argue (1963)

TABLE 4 — CONTINUED

Star ID	System / Wavelength	Bandpass / Bandwidth	Value	Error	Reference
HD101501	Johnson	U	6.31	0.05	Johnson (1965)
HD101501	Johnson	U	6.31	0.05	Johnson et al. (1966b)
HD101501	Johnson	U	6.31	0.05	Johnson et al. (1966b)
HD101501	Johnson	U	6.27	0.05	Fernie (1969)
HD101501	Johnson	U	6.29	0.05	Fernie et al. (1971)
HD101501	Johnson	U	6.31	0.05	Penston (1973)
HD101501	Johnson	U	6.31	0.05	Jennens & Helfer (1975)
HD101501	Johnson	U	6.29	0.05	Mermilliod (1986)
HD101501	Vilnius	P	7.61	0.05	Kakaras et al. (1968)
HD101501	13color	m37	6.29	0.05	Johnson & Mitchell (1975)
HD101501	DDO	m38	6.71	0.05	McClure (1976)
HD101501	13color	m40	6.35	0.05	Johnson & Mitchell (1975)
HD101501	Vilnius	X	6.88	0.05	Kakaras et al. (1968)
HD101501	DDO	m41	7.39	0.05	McClure (1976)
HD101501	Oja	m41	6.92	0.05	Häggkvist & Oja (1970)
HD101501	DDO	m42	7.38	0.05	McClure (1976)
HD101501	Oja	m42	6.95	0.05	Häggkvist & Oja (1970)
HD101501	WBVR	B	6.04	0.05	Kornilov et al. (1991)
HD101501	Johnson	B	6.02	0.05	Johnson & Morgan (1953)
HD101501	Johnson	B	6.05	0.05	Niconov et al. (1957)
HD101501	Johnson	B	6.05	0.05	Argue (1963)
HD101501	Johnson	B	6.07	0.05	Johnson (1965)
HD101501	Johnson	B	6.08	0.05	Johnson et al. (1966b)
HD101501	Johnson	B	6.08	0.05	Johnson et al. (1966b)
HD101501	Johnson	B	6.02	0.05	Fernie (1969)
HD101501	Johnson	B	6.03	0.05	Fernie et al. (1971)
HD101501	Johnson	B	6.03	0.05	Penston (1973)
HD101501	Johnson	B	6.08	0.05	Jennens & Helfer (1975)
HD101501	Johnson	B	6.04	0.05	Moffett & Barnes (1979)
HD101501	Johnson	B	6.03	0.05	Mermilliod (1986)
HD101501	Oja	m45	5.81	0.05	Häggkvist & Oja (1970)
HD101501	DDO	m45	6.63	0.05	McClure (1976)
HD101501	13color	m45	5.81	0.05	Johnson & Mitchell (1975)
HD101501	Vilnius	Y	5.93	0.05	Kakaras et al. (1968)
HD101501	DDO	m48	5.59	0.05	McClure (1976)
HD101501	Vilnius	Z	5.57	0.05	Kakaras et al. (1968)
HD101501	13color	m52	5.49	0.05	Johnson & Mitchell (1975)
HD101501	WBVR	V	5.30	0.05	Kornilov et al. (1991)
HD101501	Vilnius	V	5.33	0.05	Kakaras et al. (1968)
HD101501	Johnson	V	5.33	0.05	Johnson & Morgan (1953)
HD101501	Johnson	V	5.35	0.05	Niconov et al. (1957)
HD101501	Johnson	V	5.32	0.05	Argue (1963)
HD101501	Johnson	V	5.35	0.05	Johnson (1965)
HD101501	Johnson	V	5.34	0.05	Johnson et al. (1966b)
HD101501	Johnson	V	5.34	0.05	Johnson et al. (1966b)
HD101501	Johnson	V	5.31	0.05	Fernie (1969)
HD101501	Johnson	V	5.32	0.05	Fernie et al. (1971)
HD101501	Johnson	V	5.31	0.05	Penston (1973)
HD101501	Johnson	V	5.34	0.05	Jennens & Helfer (1975)
HD101501	Johnson	V	5.31	0.05	Moffett & Barnes (1979)
HD101501	Johnson	V	5.33	0.05	Mermilliod (1986)
HD101501	13color	m58	5.09	0.05	Johnson & Mitchell (1975)
HD101501	13color	m63	4.86	0.05	Johnson & Mitchell (1975)
HD101501	Vilnius	S	4.73	0.05	Kakaras et al. (1968)
HD101501	WBVR	R	4.73	0.05	Kornilov et al. (1991)
HD101501	Johnson	R	4.73	0.05	Johnson et al. (1966b)
HD101501	13color	m72	4.65	0.05	Johnson & Mitchell (1975)
HD101501	13color	m80	4.46	0.05	Johnson & Mitchell (1975)
HD101501	13color	m86	4.40	0.05	Johnson & Mitchell (1975)
HD101501	Johnson	I	4.37	0.05	Johnson et al. (1966b)
HD101501	13color	m99	4.29	0.05	Johnson & Mitchell (1975)
HD101501	13color	m110	4.17	0.05	Johnson & Mitchell (1975)
HD101501	1250	250	4.04	0.05	Johnson (1965)
HD101501	Johnson	J	3.99	0.05	Johnson et al. (1966b)
HD101501	1250	250	3.99	0.05	Johnson et al. (1966b)
HD101501	Johnson	J	4.02	0.05	Johnson et al. (1968)
HD101501	1250	250	4.02	0.05	Johnson et al. (1968)
HD101501	2Mass	J	3.99	0.24	Cutri et al. (2003)
HD101501	Johnson	H	3.61	0.05	Johnson et al. (1968)
HD101501	1650	330	3.61	0.05	Johnson et al. (1968)
HD101501	2Mass	H	3.65	0.23	Cutri et al. (2003)
HD101501	2Mass	Ks	3.59	0.03	Cutri et al. (2003)
HD101501	2200	440	3.64	0.05	Johnson (1965)
HD101501	Johnson	K	3.60	0.05	Johnson et al. (1966b)
HD101501	2200	440	3.60	0.05	Johnson et al. (1966b)

TABLE 4 — CONTINUED

Star ID	System / Wavelength	Bandpass / Bandwidth	Value	Error	Reference
HD101501	Johnson	K	3.60	0.05	Johnson et al. (1968)
HD101501	2200	440	3.60	0.05	Johnson et al. (1968)
HD101501	Johnson	L	3.56	0.05	Johnson et al. (1968)
HD101501	3500	700	3.56	0.05	Johnson et al. (1968)
HD102647	13color	m33	2.26	0.05	Johnson & Mitchell (1975)
HD102647	Vilnius	U	4.24	0.05	Kakaras et al. (1968)
HD102647	DDO	m35	3.79	0.05	McClure (1976)
HD102647	13color	m35	2.23	0.05	Johnson & Mitchell (1975)
HD102647	WBVR	W	2.31	0.05	Kornilov et al. (1991)
HD102647	Johnson	U	2.25	0.05	Johnson & Morgan (1953)
HD102647	Johnson	U	2.30	0.05	Johnson & Harris (1954)
HD102647	Johnson	U	2.23	0.05	Hogg (1958)
HD102647	Johnson	U	2.30	0.05	Johnson (1964)
HD102647	Johnson	U	2.29	0.05	Johnson et al. (1966b)
HD102647	Johnson	U	2.30	0.05	Johnson et al. (1966b)
HD102647	Johnson	U	2.30	0.05	Johnson et al. (1966b)
HD102647	Johnson	U	2.37	0.05	Gutierrez-Moreno & et al. (1966)
HD102647	Johnson	U	2.32	0.05	Cowley et al. (1967)
HD102647	Johnson	U	2.28	0.05	Mermilliod (1986)
HD102647	Vilnius	P	3.64	0.05	Kakaras et al. (1968)
HD102647	13color	m37	2.30	0.05	Johnson & Mitchell (1975)
HD102647	DDO	m38	2.53	0.05	McClure (1976)
HD102647	13color	m40	2.27	0.05	Johnson & Mitchell (1975)
HD102647	Vilnius	X	2.81	0.05	Kakaras et al. (1968)
HD102647	DDO	m41	3.32	0.05	McClure (1976)
HD102647	DDO	m42	3.27	0.05	McClure (1976)
HD102647	WBVR	B	2.23	0.05	Kornilov et al. (1991)
HD102647	Johnson	B	2.21	0.05	Johnson & Morgan (1953)
HD102647	Johnson	B	2.23	0.05	Johnson & Harris (1954)
HD102647	Johnson	B	2.24	0.05	Arp (1958)
HD102647	Johnson	B	2.19	0.05	Hogg (1958)
HD102647	Johnson	B	0.16	0.05	Osawa (1959)
HD102647	Johnson	B	2.22	0.05	Sadler (1961)
HD102647	Johnson	B	2.23	0.05	Johnson (1964)
HD102647	Johnson	B	2.26	0.05	Häggkvist & Oja (1966)
HD102647	Johnson	B	2.22	0.05	Johnson et al. (1966b)
HD102647	Johnson	B	2.22	0.05	Johnson et al. (1966b)
HD102647	Johnson	B	2.22	0.05	Gutierrez-Moreno & et al. (1966)
HD102647	Johnson	B	2.25	0.05	Cowley et al. (1967)
HD102647	Johnson	B	2.21	0.05	Mermilliod (1986)
HD102647	DDO	m45	2.95	0.05	McClure (1976)
HD102647	13color	m45	2.18	0.05	Johnson & Mitchell (1975)
HD102647	Vilnius	Y	2.38	0.05	Kakaras et al. (1968)
HD102647	DDO	m48	2.23	0.05	McClure (1976)
HD102647	Vilnius	Z	2.23	0.05	Kakaras et al. (1968)
HD102647	13color	m52	2.13	0.05	Johnson & Mitchell (1975)
HD102647	WBVR	V	2.12	0.05	Kornilov et al. (1991)
HD102647	Vilnius	V	2.14	0.05	Kakaras et al. (1968)
HD102647	Johnson	V	2.12	0.05	Johnson & Morgan (1953)
HD102647	Johnson	V	2.14	0.05	Johnson & Harris (1954)
HD102647	Johnson	V	2.14	0.05	Arp (1958)
HD102647	Johnson	V	2.12	0.05	Hogg (1958)
HD102647	Johnson	V	0.09	0.05	Osawa (1959)
HD102647	Johnson	V	2.13	0.05	Sadler (1961)
HD102647	Johnson	V	2.14	0.05	Johnson (1964)
HD102647	Johnson	V	2.14	0.05	Häggkvist & Oja (1966)
HD102647	Johnson	V	2.14	0.05	Johnson et al. (1966b)
HD102647	Johnson	V	2.14	0.05	Johnson et al. (1966b)
HD102647	Johnson	V	2.11	0.05	Gutierrez-Moreno & et al. (1966)
HD102647	Johnson	V	2.16	0.05	Cowley et al. (1967)
HD102647	Johnson	V	2.12	0.05	Mermilliod (1986)
HD102647	13color	m58	2.09	0.05	Johnson & Mitchell (1975)
HD102647	13color	m63	2.05	0.05	Johnson & Mitchell (1975)
HD102647	Vilnius	S	1.91	0.05	Kakaras et al. (1968)
HD102647	WBVR	R	2.08	0.05	Kornilov et al. (1991)
HD102647	Johnson	R	2.08	0.05	Johnson et al. (1966b)
HD102647	13color	m72	2.06	0.05	Johnson & Mitchell (1975)
HD102647	13color	m80	2.03	0.05	Johnson & Mitchell (1975)
HD102647	13color	m86	2.03	0.05	Johnson & Mitchell (1975)
HD102647	Johnson	I	2.06	0.05	Johnson et al. (1966b)
HD102647	13color	m99	2.02	0.05	Johnson & Mitchell (1975)
HD102647	1060	212	2.95	0.05	Irvine et al. (1968a)
HD102647	13color	m110	2.01	0.05	Johnson & Mitchell (1975)
HD102647	Johnson	J	2.03	0.05	Johnson et al. (1966b)
HD102647	1250	250	2.03	0.05	Johnson et al. (1966b)

TABLE 4 — CONTINUED

Star ID	System / Wavelength	Bandpass / Bandwidth	Value	Error	Reference
HD102647	1250	250	2.02	0.05	Guetter (1979)
HD102647	1250	250	2.28	0.05	Aumann & Probst (1991)
HD102647	2Mass	J	1.85	0.27	Cutri et al. (2003)
HD102647	1600	320	1.99	0.05	Guetter (1979)
HD102647	1650	330	1.94	0.05	Aumann & Probst (1991)
HD102647	2Mass	H	1.93	0.19	Cutri et al. (2003)
HD102647	2Mass	Ks	1.88	0.19	Cutri et al. (2003)
HD102647	Johnson	K	1.99	0.05	Johnson et al. (1966b)
HD102647	2200	440	1.99	0.05	Johnson et al. (1966b)
HD102647	2200	440	1.98	0.05	Guetter (1979)
HD102647	2200	440	1.93	0.05	Aumann & Probst (1991)
HD102647	3400	680	1.86	0.05	Guetter (1979)
HD102647	3400	680	1.94	0.05	Aumann & Probst (1991)
HD102647	12000	2000	6.97	0.70	Beichman et al. (1988)
HD102647	25000	8000	2.11	0.21	Beichman et al. (1988)
HD102647	60000	12000	1.18	0.12	Beichman et al. (1988)
HD102870	13color	m33	4.11	0.05	Johnson & Mitchell (1975)
HD102870	Vilnius	U	5.93	0.05	Kakaras et al. (1968)
HD102870	Vilnius	U	5.94	0.05	Kakaras et al. (1968)
HD102870	DDO	m35	5.56	0.05	McClure (1976)
HD102870	DDO	m35	5.56	0.05	McClure (1976)
HD102870	13color	m35	4.01	0.05	Johnson & Mitchell (1975)
HD102870	WBVR	W	4.09	0.05	Kornilov et al. (1991)
HD102870	Johnson	U	4.27	0.05	Johnson & Morgan (1953)
HD102870	Johnson	U	4.26	0.05	Johnson & Harris (1954)
HD102870	Johnson	U	4.24	0.05	Hogg (1958)
HD102870	Johnson	U	4.21	0.05	Cousins & Stoy (1962)
HD102870	Johnson	U	4.28	0.05	Tift (1963)
HD102870	Johnson	U	4.26	0.05	Johnson (1964)
HD102870	Johnson	U	4.26	0.05	Johnson et al. (1966b)
HD102870	Johnson	U	4.26	0.05	Johnson et al. (1966b)
HD102870	Johnson	U	4.28	0.05	Gutierrez-Moreno & et al. (1966)
HD102870	Johnson	U	4.29	0.05	van den Bergh (1967)
HD102870	Johnson	U	4.32	0.05	Cowley et al. (1967)
HD102870	Johnson	U	4.25	0.05	Gutierrez-Moreno & Moreno (1968)
HD102870	Johnson	U	4.24	0.05	Cousins (1984)
HD102870	Johnson	U	4.26	0.05	Mermilliod (1986)
HD102870	Vilnius	P	5.47	0.05	Kakaras et al. (1968)
HD102870	Vilnius	P	5.48	0.05	Kakaras et al. (1968)
HD102870	13color	m37	4.19	0.05	Johnson & Mitchell (1975)
HD102870	DDO	m38	4.60	0.05	McClure (1976)
HD102870	DDO	m38	4.60	0.05	McClure (1976)
HD102870	13color	m40	4.35	0.05	Johnson & Mitchell (1975)
HD102870	Vilnius	X	4.83	0.05	Kakaras et al. (1968)
HD102870	Vilnius	X	4.85	0.05	Kakaras et al. (1968)
HD102870	DDO	m41	5.40	0.05	McClure (1976)
HD102870	DDO	m41	5.41	0.05	McClure (1976)
HD102870	Oja	m41	4.92	0.05	Häggkvist & Oja (1970)
HD102870	DDO	m42	5.37	0.05	McClure (1976)
HD102870	DDO	m42	5.37	0.05	McClure (1976)
HD102870	Oja	m42	4.93	0.05	Häggkvist & Oja (1970)
HD102870	WBVR	B	4.15	0.05	Kornilov et al. (1991)
HD102870	Johnson	B	4.17	0.05	Johnson & Morgan (1953)
HD102870	Johnson	B	4.13	0.05	Miczka (1954)
HD102870	Johnson	B	4.16	0.05	Johnson & Harris (1954)
HD102870	Johnson	B	4.15	0.05	Niconov et al. (1957)
HD102870	Johnson	B	4.16	0.05	Arp (1958)
HD102870	Johnson	B	4.18	0.05	Hogg (1958)
HD102870	Johnson	B	4.16	0.05	Serkowski (1961)
HD102870	Johnson	B	4.13	0.05	Gascoigne (1962)
HD102870	Johnson	B	4.14	0.05	Cousins & Stoy (1962)
HD102870	Johnson	B	4.18	0.05	Tift (1963)
HD102870	Johnson	B	4.16	0.05	Johnson (1964)
HD102870	Johnson	B	4.15	0.05	Häggkvist & Oja (1966)
HD102870	Johnson	B	4.15	0.05	Johnson et al. (1966b)
HD102870	Johnson	B	4.15	0.05	Johnson et al. (1966b)
HD102870	Johnson	B	4.16	0.05	Jerzykiewicz & Serkowski (1966)
HD102870	Johnson	B	4.16	0.05	Gutierrez-Moreno & et al. (1966)
HD102870	Johnson	B	4.19	0.05	van den Bergh (1967)
HD102870	Johnson	B	4.18	0.05	Cowley et al. (1967)
HD102870	Johnson	B	4.16	0.05	Gutierrez-Moreno & Moreno (1968)
HD102870	Johnson	B	4.15	0.05	Moffett & Barnes (1979)
HD102870	Johnson	B	4.16	0.05	Cousins (1984)
HD102870	Johnson	B	4.15	0.05	Mermilliod (1986)
HD102870	Oja	m45	3.97	0.05	Häggkvist & Oja (1970)

TABLE 4 — CONTINUED

Star ID	System / Wavelength	Bandpass / Bandwidth	Value	Error	Reference
HD102870	DDO	m45	4.80	0.05	McClure (1976)
HD102870	DDO	m45	4.81	0.05	McClure (1976)
HD102870	13color	m45	3.97	0.05	Johnson & Mitchell (1975)
HD102870	Vilnius	Y	4.10	0.05	Kakaras et al. (1968)
HD102870	DDO	m48	3.82	0.05	McClure (1976)
HD102870	DDO	m48	3.82	0.05	McClure (1976)
HD102870	Vilnius	Z	3.77	0.05	Kakaras et al. (1968)
HD102870	Vilnius	Z	3.79	0.05	Kakaras et al. (1968)
HD102870	13color	m52	3.70	0.05	Johnson & Mitchell (1975)
HD102870	WBVR	V	3.60	0.05	Kornilov et al. (1991)
HD102870	Vilnius	V	3.60	0.05	Kakaras et al. (1968)
HD102870	Johnson	V	3.63	0.05	Johnson & Morgan (1953)
HD102870	Johnson	V	3.59	0.05	Miczaika (1954)
HD102870	Johnson	V	3.61	0.05	Johnson & Harris (1954)
HD102870	Johnson	V	3.63	0.05	Niconov et al. (1957)
HD102870	Johnson	V	3.62	0.05	Arp (1958)
HD102870	Johnson	V	3.62	0.05	Hogg (1958)
HD102870	Johnson	V	3.61	0.05	Serkowski (1961)
HD102870	Johnson	V	3.60	0.05	Gascoigne (1962)
HD102870	Johnson	V	3.58	0.05	Cousins & Stoy (1962)
HD102870	Johnson	V	3.62	0.05	Tift (1963)
HD102870	Johnson	V	3.61	0.05	Johnson (1964)
HD102870	Johnson	V	3.57	0.05	Häggkvist & Oja (1966)
HD102870	Johnson	V	3.60	0.05	Johnson et al. (1966b)
HD102870	Johnson	V	3.60	0.05	Johnson et al. (1966b)
HD102870	Johnson	V	3.61	0.05	Jerzykiewicz & Serkowski (1966)
HD102870	Johnson	V	3.60	0.05	Gutierrez-Moreno & et al. (1966)
HD102870	Johnson	V	3.62	0.05	van den Bergh (1967)
HD102870	Johnson	V	3.63	0.05	Cowley et al. (1967)
HD102870	Johnson	V	3.60	0.05	Gutierrez-Moreno & Moreno (1968)
HD102870	Johnson	V	3.59	0.05	Moffett & Barnes (1979)
HD102870	Johnson	V	3.60	0.05	Cousins (1984)
HD102870	Johnson	V	3.60	0.05	Mermilliod (1986)
HD102870	13color	m58	3.41	0.05	Johnson & Mitchell (1975)
HD102870	13color	m63	3.23	0.05	Johnson & Mitchell (1975)
HD102870	Vilnius	S	3.09	0.05	Kakaras et al. (1968)
HD102870	Vilnius	S	3.11	0.05	Kakaras et al. (1968)
HD102870	WBVR	R	3.14	0.05	Kornilov et al. (1991)
HD102870	Johnson	R	3.12	0.05	Johnson et al. (1966b)
HD102870	13color	m72	3.06	0.05	Johnson & Mitchell (1975)
HD102870	13color	m80	2.92	0.05	Johnson & Mitchell (1975)
HD102870	13color	m86	2.88	0.05	Johnson & Mitchell (1975)
HD102870	Johnson	I	2.84	0.05	Johnson et al. (1966b)
HD102870	13color	m99	2.84	0.05	Johnson & Mitchell (1975)
HD102870	1060	212	3.75	0.05	Irvine et al. (1968b)
HD102870	13color	m110	2.72	0.05	Johnson & Mitchell (1975)
HD102870	Johnson	J	2.63	0.05	Johnson et al. (1966b)
HD102870	1250	250	2.63	0.05	Johnson et al. (1966b)
HD102870	1250	250	2.63	0.05	Johnson et al. (1968)
HD102870	1250	250	2.61	0.05	Aumann & Probst (1991)
HD102870	2Mass	J	2.60	0.25	Cutri et al. (2003)
HD102870	1280	256	2.57	0.05	Alonso et al. (1994b)
HD102870	1650	330	2.35	0.05	Aumann & Probst (1991)
HD102870	1650	330	2.35	0.05	Alonso et al. (1994b)
HD102870	2Mass	H	2.36	0.23	Cutri et al. (2003)
HD102870	2Mass	Ks	2.27	0.25	Cutri et al. (2003)
HD102870	2190	438	2.30	0.05	Alonso et al. (1994b)
HD102870	Johnson	K	2.33	0.05	Johnson et al. (1966b)
HD102870	2200	440	2.33	0.05	Johnson et al. (1966b)
HD102870	2200	440	2.33	0.05	Johnson et al. (1968)
HD102870	2200	440	2.31	0.05	Aumann & Probst (1991)
HD102870	3400	680	2.30	0.05	Aumann & Probst (1991)
HD102870	12000	2000	5.22	0.52	Beichman et al. (1988)
HD102870	25000	8000	1.23	0.12	Beichman et al. (1988)
HD103095	13color	m33	7.18	0.05	Johnson & Mitchell (1975)
HD103095	Vilnius	U	9.05	0.05	Kakaras et al. (1968)
HD103095	DDO	m35	8.57	0.05	McClure (1976)
HD103095	13color	m35	7.04	0.05	Johnson & Mitchell (1975)
HD103095	WBVR	W	7.18	0.05	Kornilov et al. (1991)
HD103095	Johnson	U	7.41	0.05	Johnson & Morgan (1953)
HD103095	Johnson	U	7.37	0.05	Johnson & Harris (1954)
HD103095	Johnson	U	7.37	0.05	Argue (1963)
HD103095	Johnson	U	7.37	0.05	Johnson (1964)
HD103095	Johnson	U	7.37	0.05	Johnson et al. (1966b)
HD103095	Johnson	U	7.37	0.05	Johnson et al. (1966b)

TABLE 4 — CONTINUED

Star ID	System / Wavelength	Bandpass / Bandwidth	Value	Error	Reference
HD103095	Johnson	U	7.35	0.05	Argue (1966)
HD103095	Johnson	U	7.39	0.05	Cowley et al. (1967)
HD103095	Johnson	U	7.31	0.05	Schild (1973)
HD103095	Johnson	U	7.35	0.05	Mendoza & Gonzalez (1974)
HD103095	Johnson	U	7.35	0.05	Mendoza & Gonzalez (1974)
HD103095	Johnson	U	7.32	0.05	Pirola (1976)
HD103095	Johnson	U	7.40	0.05	Mendoza et al. (1978)
HD103095	Johnson	U	7.33	0.05	Carney & Aaronson (1979)
HD103095	Johnson	U	7.33	0.05	Carney (1979)
HD103095	Johnson	U	7.35	0.05	Mermilliod (1986)
HD103095	Vilnius	P	8.60	0.05	Kakaras et al. (1968)
HD103095	Vilnius	P	8.61	0.05	Kakaras et al. (1968)
HD103095	13color	m37	7.37	0.05	Johnson & Mitchell (1975)
HD103095	DDO	m38	7.75	0.05	McClure (1976)
HD103095	13color	m40	7.50	0.05	Johnson & Mitchell (1975)
HD103095	Vilnius	X	8.00	0.05	Kakaras et al. (1968)
HD103095	Vilnius	X	8.01	0.05	Kakaras et al. (1968)
HD103095	DDO	m41	8.52	0.05	McClure (1976)
HD103095	Oja	m41	8.05	0.05	Häggkvist & Oja (1970)
HD103095	DDO	m42	8.52	0.05	McClure (1976)
HD103095	Oja	m42	8.11	0.05	Häggkvist & Oja (1970)
HD103095	WBVR	B	7.21	0.05	Kornilov et al. (1991)
HD103095	Johnson	B	7.24	0.05	Johnson & Morgan (1953)
HD103095	Johnson	B	7.20	0.05	Johnson & Harris (1954)
HD103095	Johnson	B	7.18	0.05	Niconov et al. (1957)
HD103095	Johnson	B	7.21	0.05	Oja (1963)
HD103095	Johnson	B	7.20	0.05	Argue (1963)
HD103095	Johnson	B	7.24	0.05	Sjögren (1964)
HD103095	Johnson	B	7.20	0.05	Johnson (1964)
HD103095	Johnson	B	7.20	0.05	Johnson et al. (1966b)
HD103095	Johnson	B	7.20	0.05	Johnson et al. (1966b)
HD103095	Johnson	B	7.19	0.05	Argue (1966)
HD103095	Johnson	B	7.20	0.05	Jerzykiewicz & Serkowski (1966)
HD103095	Johnson	B	7.20	0.05	Cowley et al. (1967)
HD103095	Johnson	B	7.18	0.05	Schild (1973)
HD103095	Johnson	B	7.18	0.05	Mendoza & Gonzalez (1974)
HD103095	Johnson	B	7.18	0.05	Mendoza & Gonzalez (1974)
HD103095	Johnson	B	7.18	0.05	Pirola (1976)
HD103095	Johnson	B	7.20	0.05	Mendoza et al. (1978)
HD103095	Johnson	B	7.17	0.05	Carney & Aaronson (1979)
HD103095	Johnson	B	7.17	0.05	Carney (1979)
HD103095	Johnson	B	7.20	0.05	Moffett & Barnes (1979)
HD103095	Johnson	B	7.19	0.05	Mermilliod (1986)
HD103095	Oja	m45	6.99	0.05	Häggkvist & Oja (1970)
HD103095	DDO	m45	7.80	0.05	McClure (1976)
HD103095	13color	m45	6.98	0.05	Johnson & Mitchell (1975)
HD103095	Vilnius	Y	7.07	0.05	Kakaras et al. (1968)
HD103095	Vilnius	Y	7.08	0.05	Kakaras et al. (1968)
HD103095	DDO	m48	6.73	0.05	McClure (1976)
HD103095	Vilnius	Z	6.71	0.05	Kakaras et al. (1968)
HD103095	Vilnius	Z	6.72	0.05	Kakaras et al. (1968)
HD103095	13color	m52	6.63	0.05	Johnson & Mitchell (1975)
HD103095	WBVR	V	6.44	0.05	Kornilov et al. (1991)
HD103095	Vilnius	V	6.45	0.05	Kakaras et al. (1968)
HD103095	Vilnius	V	6.46	0.05	Kakaras et al. (1968)
HD103095	Johnson	V	6.49	0.05	Johnson & Morgan (1953)
HD103095	Johnson	V	6.45	0.05	Johnson & Harris (1954)
HD103095	Johnson	V	6.44	0.05	Niconov et al. (1957)
HD103095	Johnson	V	6.45	0.05	Oja (1963)
HD103095	Johnson	V	6.45	0.05	Argue (1963)
HD103095	Johnson	V	6.47	0.05	Sjögren (1964)
HD103095	Johnson	V	6.45	0.05	Johnson (1964)
HD103095	Johnson	V	6.45	0.05	Johnson et al. (1966b)
HD103095	Johnson	V	6.45	0.05	Johnson et al. (1966b)
HD103095	Johnson	V	6.44	0.05	Argue (1966)
HD103095	Johnson	V	6.45	0.05	Jerzykiewicz & Serkowski (1966)
HD103095	Johnson	V	6.45	0.05	Cowley et al. (1967)
HD103095	Johnson	V	6.43	0.05	Schild (1973)
HD103095	Johnson	V	6.45	0.05	Mendoza & Gonzalez (1974)
HD103095	Johnson	V	6.45	0.05	Mendoza & Gonzalez (1974)
HD103095	Johnson	V	6.44	0.05	Pirola (1976)
HD103095	Johnson	V	6.44	0.05	Mendoza et al. (1978)
HD103095	Johnson	V	6.42	0.05	Carney & Aaronson (1979)
HD103095	Johnson	V	6.42	0.05	Carney (1979)
HD103095	Johnson	V	6.44	0.05	Moffett & Barnes (1979)

TABLE 4 — CONTINUED

Star ID	System / Wavelength	Bandpass / Bandwidth	Value	Error	Reference
HD103095	Johnson	V	6.45	0.05	Mermilliod (1986)
HD103095	13color	m58	6.24	0.05	Johnson & Mitchell (1975)
HD103095	13color	m63	5.97	0.05	Johnson & Mitchell (1975)
HD103095	Vilnius	S	5.81	0.05	Kakaras et al. (1968)
HD103095	WBVR	R	5.79	0.05	Kornilov et al. (1991)
HD103095	Johnson	R	5.79	0.05	Johnson et al. (1966b)
HD103095	Johnson	R	5.82	0.05	Mendoza & Gonzalez (1974)
HD103095	13color	m72	5.73	0.05	Johnson & Mitchell (1975)
HD103095	13color	m80	5.53	0.05	Johnson & Mitchell (1975)
HD103095	13color	m86	5.44	0.05	Johnson & Mitchell (1975)
HD103095	Johnson	I	5.34	0.05	Johnson et al. (1966b)
HD103095	Johnson	I	5.36	0.05	Mendoza & Gonzalez (1974)
HD103095	13color	m99	5.32	0.05	Johnson & Mitchell (1975)
HD103095	13color	m110	5.19	0.05	Johnson & Mitchell (1975)
HD103095	1200	240	4.87	0.05	Elias et al. (1982)
HD103095	Johnson	J	4.94	0.05	Johnson et al. (1966b)
HD103095	1250	250	4.94	0.05	Johnson et al. (1966b)
HD103095	Johnson	J	4.95	0.05	Johnson et al. (1968)
HD103095	1250	250	4.95	0.05	Johnson et al. (1968)
HD103095	Johnson	J	4.89	0.05	Glass (1975)
HD103095	1250	250	4.89	0.05	Glass (1975)
HD103095	1250	250	4.92	0.05	Frogel et al. (1978)
HD103095	1250	250	4.88	0.05	Carney (1983a)
HD103095	1250	250	4.91	0.05	Telesco & Gatley (1984)
HD103095	1250	250	4.91	0.05	Telesco et al. (1985)
HD103095	1250	250	4.91	0.05	Telesco et al. (1986)
HD103095	1250	250	4.94	0.05	Arribas & Martinez Roger (1987)
HD103095	1250	250	4.92	0.05	Kenyon (1988)
HD103095	2Mass	J	4.94	0.20	Cutri et al. (2003)
HD103095	1280	256	4.89	0.05	Leitherer & Wolf (1984)
HD103095	1280	256	4.88	0.05	Alonso et al. (1994b)
HD103095	1600	320	4.43	0.05	Veeder et al. (1978)
HD103095	1600	320	4.46	0.05	Elias et al. (1982)
HD103095	1600	320	4.44	0.05	Lonsdale et al. (1982)
HD103095	Johnson	H	4.44	0.05	Johnson et al. (1968)
HD103095	Johnson	H	4.49	0.05	Veeder (1974)
HD103095	Johnson	H	4.43	0.05	Glass (1975)
HD103095	1630	326	4.43	0.05	Leitherer & Wolf (1984)
HD103095	1650	330	4.44	0.05	Johnson et al. (1968)
HD103095	1650	330	4.49	0.05	Veeder (1974)
HD103095	1650	330	4.43	0.05	Glass (1975)
HD103095	1650	330	4.48	0.05	Frogel et al. (1978)
HD103095	1650	330	4.48	0.05	Carney (1983a)
HD103095	1650	330	4.40	0.05	Telesco & Gatley (1984)
HD103095	1650	330	4.44	0.05	Telesco et al. (1985)
HD103095	1650	330	4.44	0.05	Telesco et al. (1986)
HD103095	1650	330	4.48	0.05	Arribas & Martinez Roger (1987)
HD103095	1650	330	4.46	0.05	Kenyon (1988)
HD103095	1650	330	4.46	0.05	Alonso et al. (1994b)
HD103095	2Mass	H	4.50	0.02	Cutri et al. (2003)
HD103095	2Mass	Ks	4.37	0.02	Cutri et al. (2003)
HD103095	2190	438	4.39	0.05	Alonso et al. (1994b)
HD103095	Johnson	K	4.38	0.05	Johnson et al. (1966b)
HD103095	2200	440	4.38	0.05	Johnson et al. (1966b)
HD103095	Johnson	K	4.40	0.05	Johnson et al. (1968)
HD103095	2200	440	4.40	0.05	Johnson et al. (1968)
HD103095	Johnson	K	4.38	0.05	Veeder (1974)
HD103095	2200	440	4.38	0.05	Veeder (1974)
HD103095	Johnson	K	4.37	0.05	Glass (1975)
HD103095	2200	440	4.37	0.05	Glass (1975)
HD103095	2200	440	4.37	0.05	Veeder et al. (1978)
HD103095	2200	440	4.42	0.05	Frogel et al. (1978)
HD103095	2200	440	4.39	0.05	Elias et al. (1982)
HD103095	2200	440	4.38	0.05	Lonsdale et al. (1982)
HD103095	2200	440	4.42	0.05	Carney (1983a)
HD103095	2200	440	4.34	0.05	Telesco & Gatley (1984)
HD103095	2200	440	4.38	0.05	Telesco et al. (1985)
HD103095	2200	440	4.38	0.05	Telesco et al. (1986)
HD103095	2200	440	4.40	0.05	Arribas & Martinez Roger (1987)
HD103095	2200	440	4.40	0.05	Kenyon (1988)
HD103095	2210	442	4.37	0.05	Leitherer & Wolf (1984)
HD103095	Johnson	L	4.33	0.05	Johnson et al. (1968)
HD103095	Johnson	L	4.34	0.05	Veeder (1974)
HD103095	Johnson	L	4.34	0.05	Glass (1975)
HD103095	3400	680	4.34	0.05	Glass (1975)

TABLE 4 — CONTINUED

Star ID	System / Wavelength	Bandpass / Bandwidth	Value	Error	Reference
HD103095	3400	680	4.36	0.05	Arribas & Martinez Roger (1987)
HD103095	3450	690	4.33	0.05	Telesco et al. (1986)
HD103095	3500	700	4.33	0.05	Johnson et al. (1968)
HD103095	3500	700	4.34	0.05	Veeder (1974)
HD103095	3500	700	4.34	0.05	Elias et al. (1982)
HD103095	3500	700	4.33	0.05	Lonsdale et al. (1982)
HD109358	13color	m33	4.74	0.05	Johnson & Mitchell (1975)
HD109358	Vilnius	U	6.60	0.05	Kakaras et al. (1968)
HD109358	DDO	m35	6.15	0.05	McClure (1976)
HD109358	13color	m35	4.66	0.05	Johnson & Mitchell (1975)
HD109358	WBVR	W	4.72	0.05	Kornilov et al. (1991)
HD109358	Johnson	U	4.93	0.05	Johnson & Morgan (1953)
HD109358	Johnson	U	4.91	0.05	Johnson (1965)
HD109358	Johnson	U	4.91	0.05	Johnson et al. (1966b)
HD109358	Johnson	U	4.91	0.05	Johnson et al. (1966b)
HD109358	Johnson	U	4.87	0.05	Argue (1966)
HD109358	Johnson	U	4.92	0.05	Cowley et al. (1967)
HD109358	Johnson	U	4.88	0.05	Pirola (1976)
HD109358	Johnson	U	4.86	0.05	Mermilliod (1986)
HD109358	Vilnius	P	6.15	0.05	Kakaras et al. (1968)
HD109358	Vilnius	P	6.17	0.05	Kakaras et al. (1968)
HD109358	13color	m37	4.89	0.05	Johnson & Mitchell (1975)
HD109358	DDO	m38	5.26	0.05	McClure (1976)
HD109358	13color	m40	5.07	0.05	Johnson & Mitchell (1975)
HD109358	Vilnius	X	5.58	0.05	Kakaras et al. (1968)
HD109358	DDO	m41	6.10	0.05	McClure (1976)
HD109358	Oja	m41	5.65	0.05	Häggkvist & Oja (1970)
HD109358	DDO	m42	6.09	0.05	McClure (1976)
HD109358	Oja	m42	5.69	0.05	Häggkvist & Oja (1970)
HD109358	WBVR	B	4.85	0.05	Kornilov et al. (1991)
HD109358	Johnson	B	4.88	0.05	Johnson & Morgan (1953)
HD109358	Johnson	B	4.83	0.05	Niconov et al. (1957)
HD109358	Johnson	B	4.85	0.05	Serkowski (1961)
HD109358	Johnson	B	4.83	0.05	Oja (1963)
HD109358	Johnson	B	4.86	0.05	Johnson (1965)
HD109358	Johnson	B	4.83	0.05	Häggkvist & Oja (1966)
HD109358	Johnson	B	4.86	0.05	Johnson et al. (1966b)
HD109358	Johnson	B	4.86	0.05	Johnson et al. (1966b)
HD109358	Johnson	B	4.83	0.05	Argue (1966)
HD109358	Johnson	B	4.84	0.05	Jerzykiewicz & Serkowski (1966)
HD109358	Johnson	B	4.85	0.05	Cowley et al. (1967)
HD109358	Johnson	B	4.86	0.05	Pirola (1976)
HD109358	Johnson	B	4.83	0.05	Mermilliod (1986)
HD109358	Oja	m45	4.68	0.05	Häggkvist & Oja (1970)
HD109358	DDO	m45	5.48	0.05	McClure (1976)
HD109358	13color	m45	4.70	0.05	Johnson & Mitchell (1975)
HD109358	Vilnius	Y	4.81	0.05	Kakaras et al. (1968)
HD109358	DDO	m48	4.48	0.05	McClure (1976)
HD109358	Vilnius	Z	4.47	0.05	Kakaras et al. (1968)
HD109358	13color	m52	4.41	0.05	Johnson & Mitchell (1975)
HD109358	WBVR	V	4.25	0.05	Kornilov et al. (1991)
HD109358	Vilnius	V	4.26	0.05	Kakaras et al. (1968)
HD109358	Vilnius	V	4.27	0.05	Kakaras et al. (1968)
HD109358	Johnson	V	4.29	0.05	Johnson & Morgan (1953)
HD109358	Johnson	V	4.27	0.05	Niconov et al. (1957)
HD109358	Johnson	V	4.26	0.05	Serkowski (1961)
HD109358	Johnson	V	4.24	0.05	Oja (1963)
HD109358	Johnson	V	4.27	0.05	Johnson (1965)
HD109358	Johnson	V	4.25	0.05	Häggkvist & Oja (1966)
HD109358	Johnson	V	4.27	0.05	Johnson et al. (1966b)
HD109358	Johnson	V	4.27	0.05	Johnson et al. (1966b)
HD109358	Johnson	V	4.25	0.05	Argue (1966)
HD109358	Johnson	V	4.26	0.05	Jerzykiewicz & Serkowski (1966)
HD109358	Johnson	V	4.26	0.05	Cowley et al. (1967)
HD109358	Johnson	V	4.28	0.05	Pirola (1976)
HD109358	Johnson	V	4.25	0.05	Mermilliod (1986)
HD109358	13color	m58	4.12	0.05	Johnson & Mitchell (1975)
HD109358	13color	m63	3.92	0.05	Johnson & Mitchell (1975)
HD109358	Vilnius	S	3.71	0.05	Kakaras et al. (1968)
HD109358	Vilnius	S	3.73	0.05	Kakaras et al. (1968)
HD109358	WBVR	R	3.76	0.05	Kornilov et al. (1991)
HD109358	Johnson	R	3.73	0.05	Johnson et al. (1966b)
HD109358	13color	m72	3.76	0.05	Johnson & Mitchell (1975)
HD109358	13color	m80	3.59	0.05	Johnson & Mitchell (1975)
HD109358	13color	m86	3.55	0.05	Johnson & Mitchell (1975)

TABLE 4 — CONTINUED

Star ID	System / Wavelength	Bandpass / Bandwidth	Value	Error	Reference
HD109358	Johnson	I	3.42	0.05	Johnson et al. (1966b)
HD109358	13color	m99	3.49	0.05	Johnson & Mitchell (1975)
HD109358	13color	m110	3.40	0.05	Johnson & Mitchell (1975)
HD109358	1230	246	3.14	0.05	Blackwell et al. (1979b)
HD109358	1250	250	3.23	0.05	Johnson (1965)
HD109358	Johnson	J	3.23	0.05	Johnson et al. (1966b)
HD109358	1250	250	3.23	0.05	Johnson et al. (1966b)
HD109358	1250	250	3.23	0.05	Johnson et al. (1968)
HD109358	1250	250	3.18	0.05	Arribas & Martinez Roger (1989a)
HD109358	2Mass	J	3.21	0.22	Cutri et al. (2003)
HD109358	1260	252	3.23	0.05	Campins et al. (1985)
HD109358	1600	320	2.95	0.05	Campins et al. (1985)
HD109358	1650	330	2.85	0.05	Blackwell et al. (1979b)
HD109358	1650	330	2.85	0.05	Arribas & Martinez Roger (1989a)
HD109358	2Mass	H	2.91	0.20	Cutri et al. (2003)
HD109358	2Mass	Ks	2.85	0.31	Cutri et al. (2003)
HD109358	2200	440	2.84	0.05	Johnson (1965)
HD109358	Johnson	K	2.84	0.05	Johnson et al. (1966b)
HD109358	2200	440	2.84	0.05	Johnson et al. (1966b)
HD109358	2200	440	2.84	0.05	Johnson et al. (1968)
HD109358	2200	440	2.81	0.05	Blackwell et al. (1979b)
HD109358	2200	440	2.83	0.05	Arribas & Martinez Roger (1989a)
HD109358	2220	444	2.87	0.05	Campins et al. (1985)
HD109358	3400	680	2.74	0.05	Arribas & Martinez Roger (1989a)
HD109358	3500	700	2.77	0.05	Blackwell et al. (1979b)
HD109358	12000	2000	3.38	0.34	Beichman et al. (1988)
HD109358	25000	8000	0.71	0.07	Beichman et al. (1988)
HD114710	13color	m33	4.70	0.05	Johnson & Mitchell (1975)
HD114710	Vilnius	U	6.61	0.05	Kakaras et al. (1968)
HD114710	DDO	m35	6.17	0.05	McClure (1976)
HD114710	13color	m35	4.64	0.05	Johnson & Mitchell (1975)
HD114710	WBVR	W	4.73	0.05	Kornilov et al. (1991)
HD114710	Johnson	U	4.91	0.05	Johnson & Morgan (1953)
HD114710	Johnson	U	4.92	0.05	Johnson & Harris (1954)
HD114710	Johnson	U	4.92	0.05	Harris & Upgren (1964)
HD114710	Johnson	U	4.92	0.05	Johnson (1964)
HD114710	Johnson	U	4.91	0.05	Johnson (1965)
HD114710	Johnson	U	4.92	0.05	Johnson et al. (1966b)
HD114710	Johnson	U	4.92	0.05	Johnson et al. (1966b)
HD114710	Johnson	U	4.87	0.05	van den Bergh (1967)
HD114710	Johnson	U	4.91	0.05	Cowley et al. (1967)
HD114710	Johnson	U	4.91	0.05	Fernie et al. (1971)
HD114710	Johnson	U	4.89	0.05	Pirola (1976)
HD114710	Johnson	U	4.91	0.05	Mermilliod (1986)
HD114710	Vilnius	P	6.15	0.05	Kakaras et al. (1968)
HD114710	Vilnius	P	6.16	0.05	Kakaras et al. (1968)
HD114710	Vilnius	P	6.18	0.05	Kakaras et al. (1968)
HD114710	13color	m37	4.86	0.05	Johnson & Mitchell (1975)
HD114710	DDO	m38	5.26	0.05	McClure (1976)
HD114710	13color	m40	5.03	0.05	Johnson & Mitchell (1975)
HD114710	Vilnius	X	5.56	0.05	Kakaras et al. (1968)
HD114710	Vilnius	X	5.57	0.05	Kakaras et al. (1968)
HD114710	DDO	m41	6.08	0.05	McClure (1976)
HD114710	Oja	m41	5.61	0.05	Häggkvist & Oja (1970)
HD114710	DDO	m42	6.06	0.05	McClure (1976)
HD114710	Oja	m42	5.64	0.05	Häggkvist & Oja (1970)
HD114710	WBVR	B	4.83	0.05	Kornilov et al. (1991)
HD114710	Johnson	B	4.86	0.05	Johnson & Morgan (1953)
HD114710	Johnson	B	4.85	0.05	Johnson & Harris (1954)
HD114710	Johnson	B	4.82	0.05	Serkowski (1961)
HD114710	Johnson	B	4.81	0.05	Oja (1963)
HD114710	Johnson	B	4.83	0.05	Harris & Upgren (1964)
HD114710	Johnson	B	4.80	0.05	Sjögren (1964)
HD114710	Johnson	B	4.85	0.05	Johnson (1964)
HD114710	Johnson	B	4.83	0.05	Johnson (1965)
HD114710	Johnson	B	4.84	0.05	Johnson et al. (1966b)
HD114710	Johnson	B	4.84	0.05	Johnson et al. (1966b)
HD114710	Johnson	B	4.83	0.05	Jerzykiewicz & Serkowski (1966)
HD114710	Johnson	B	4.80	0.05	van den Bergh (1967)
HD114710	Johnson	B	4.86	0.05	Cowley et al. (1967)
HD114710	Johnson	B	4.84	0.05	Fernie et al. (1971)
HD114710	Johnson	B	4.83	0.05	Pirola (1976)
HD114710	Johnson	B	4.83	0.05	Moffett & Barnes (1979)
HD114710	Johnson	B	4.86	0.05	Mermilliod (1986)
HD114710	Oja	m45	4.64	0.05	Häggkvist & Oja (1970)

TABLE 4 — CONTINUED

Star ID	System / Wavelength	Bandpass / Bandwidth	Value	Error	Reference
HD114710	DDO	m45	5.46	0.05	McClure (1976)
HD114710	13color	m45	4.66	0.05	Johnson & Mitchell (1975)
HD114710	Vilnius	Y	4.78	0.05	Kakaras et al. (1968)
HD114710	Vilnius	Y	4.79	0.05	Kakaras et al. (1968)
HD114710	Vilnius	Y	4.80	0.05	Kakaras et al. (1968)
HD114710	DDO	m48	4.47	0.05	McClure (1976)
HD114710	Vilnius	Z	4.45	0.05	Kakaras et al. (1968)
HD114710	Vilnius	Z	4.46	0.05	Kakaras et al. (1968)
HD114710	Vilnius	Z	4.48	0.05	Kakaras et al. (1968)
HD114710	13color	m52	4.37	0.05	Johnson & Mitchell (1975)
HD114710	WBVR	V	4.24	0.05	Kornilov et al. (1991)
HD114710	Vilnius	V	4.26	0.05	Kakaras et al. (1968)
HD114710	Johnson	V	4.30	0.05	Johnson & Morgan (1953)
HD114710	Johnson	V	4.28	0.05	Johnson & Harris (1954)
HD114710	Johnson	V	0.54	0.05	Niconov et al. (1957)
HD114710	Johnson	V	4.25	0.05	Serkowski (1961)
HD114710	Johnson	V	4.23	0.05	Oja (1963)
HD114710	Johnson	V	4.26	0.05	Harris & Upgren (1964)
HD114710	Johnson	V	4.23	0.05	Sjögren (1964)
HD114710	Johnson	V	4.28	0.05	Johnson (1964)
HD114710	Johnson	V	4.26	0.05	Johnson (1965)
HD114710	Johnson	V	4.26	0.05	Johnson et al. (1966b)
HD114710	Johnson	V	4.26	0.05	Johnson et al. (1966b)
HD114710	Johnson	V	4.25	0.05	Jerzykiewicz & Serkowski (1966)
HD114710	Johnson	V	4.22	0.05	van den Bergh (1967)
HD114710	Johnson	V	4.30	0.05	Cowley et al. (1967)
HD114710	Johnson	V	4.27	0.05	Fernie et al. (1971)
HD114710	Johnson	V	4.26	0.05	Pirola (1976)
HD114710	Johnson	V	4.25	0.05	Moffett & Barnes (1979)
HD114710	Johnson	V	4.30	0.05	Mermilliod (1986)
HD114710	13color	m58	4.06	0.05	Johnson & Mitchell (1975)
HD114710	13color	m63	3.89	0.05	Johnson & Mitchell (1975)
HD114710	Vilnius	S	3.71	0.05	Kakaras et al. (1968)
HD114710	Vilnius	S	3.74	0.05	Kakaras et al. (1968)
HD114710	WBVR	R	3.78	0.05	Kornilov et al. (1991)
HD114710	Johnson	R	3.77	0.05	Johnson et al. (1966b)
HD114710	13color	m72	3.72	0.05	Johnson & Mitchell (1975)
HD114710	13color	m80	3.57	0.05	Johnson & Mitchell (1975)
HD114710	13color	m86	3.53	0.05	Johnson & Mitchell (1975)
HD114710	Johnson	I	3.47	0.05	Johnson et al. (1966b)
HD114710	13color	m99	3.47	0.05	Johnson & Mitchell (1975)
HD114710	13color	m110	3.37	0.05	Johnson & Mitchell (1975)
HD114710	1230	246	3.20	0.05	Blackwell et al. (1979b)
HD114710	1230	246	3.20	0.05	Baruch et al. (1983)
HD114710	1250	250	3.23	0.05	Johnson (1965)
HD114710	Johnson	J	3.24	0.05	Johnson et al. (1966b)
HD114710	1250	250	3.24	0.05	Johnson et al. (1966b)
HD114710	Johnson	J	3.22	0.05	Johnson et al. (1968)
HD114710	1250	250	3.22	0.05	Johnson et al. (1968)
HD114710	Johnson	J	3.24	0.05	Glass (1975)
HD114710	1250	250	3.24	0.05	Glass (1975)
HD114710	1250	250	3.24	0.05	Frank et al. (1981)
HD114710	1250	250	3.18	0.05	Kenyon & Gallagher (1983)
HD114710	1250	250	3.16	0.05	Little-Marenin et al. (1986)
HD114710	1250	250	3.27	0.05	Arribas & Martinez Roger (1989a)
HD114710	2Mass	J	3.23	0.23	Cutri et al. (2003)
HD114710	1260	252	3.08	0.05	Campins et al. (1985)
HD114710	1280	256	3.24	0.05	Leitherer & Wolf (1984)
HD114710	1280	256	3.16	0.05	Alonso et al. (1998)
HD114710	1600	320	2.90	0.05	Veeder et al. (1978)
HD114710	1600	320	2.79	0.05	Campins et al. (1985)
HD114710	Johnson	H	2.95	0.05	Johnson et al. (1968)
HD114710	Johnson	H	2.96	0.05	Veeder (1974)
HD114710	Johnson	H	2.90	0.05	Glass (1975)
HD114710	1630	326	2.90	0.05	Leitherer & Wolf (1984)
HD114710	1640	328	2.93	0.05	Baruch et al. (1983)
HD114710	1650	330	2.95	0.05	Johnson et al. (1968)
HD114710	1650	330	2.96	0.05	Veeder (1974)
HD114710	1650	330	2.90	0.05	Glass (1975)
HD114710	1650	330	2.93	0.05	Blackwell et al. (1979b)
HD114710	1650	330	2.92	0.05	Kenyon & Gallagher (1983)
HD114710	1650	330	2.89	0.05	Little-Marenin et al. (1986)
HD114710	1650	330	2.94	0.05	Arribas & Martinez Roger (1989a)
HD114710	1650	330	2.90	0.05	Alonso et al. (1998)
HD114710	2Mass	H	2.99	0.19	Cutri et al. (2003)

TABLE 4 — CONTINUED

Star ID	System / Wavelength	Bandpass / Bandwidth	Value	Error	Reference
HD114710	2Mass	Ks	2.92	0.27	Cutri et al. (2003)
HD114710	2180	436	2.87	0.05	Baruch et al. (1983)
HD114710	2190	438	2.87	0.05	Alonso et al. (1998)
HD114710	2200	440	2.89	0.05	Johnson (1965)
HD114710	Johnson	K	2.90	0.05	Johnson et al. (1966b)
HD114710	2200	440	2.90	0.05	Johnson et al. (1966b)
HD114710	Johnson	K	2.89	0.05	Johnson et al. (1968)
HD114710	2200	440	2.89	0.05	Johnson et al. (1968)
HD114710	Johnson	K	2.90	0.05	Veeder (1974)
HD114710	2200	440	2.90	0.05	Veeder (1974)
HD114710	Johnson	K	2.87	0.05	Glass (1975)
HD114710	2200	440	2.87	0.05	Glass (1975)
HD114710	2200	440	2.87	0.05	Veeder et al. (1978)
HD114710	2200	440	2.87	0.05	Blackwell et al. (1979b)
HD114710	2200	440	2.90	0.05	Frank et al. (1981)
HD114710	2200	440	2.88	0.05	Kenyon & Gallagher (1983)
HD114710	2200	440	2.85	0.05	Little-Marenin et al. (1986)
HD114710	2200	440	2.91	0.05	Arribas & Martinez Roger (1989a)
HD114710	2210	442	2.87	0.05	Leitherer & Wolf (1984)
HD114710	2220	444	2.73	0.05	Campins et al. (1985)
HD114710	3400	680	2.76	0.05	Johnson (1965)
HD114710	Johnson	L	2.77	0.05	Johnson et al. (1966b)
HD114710	3400	680	2.77	0.05	Johnson et al. (1966b)
HD114710	Johnson	L	2.85	0.05	Johnson et al. (1968)
HD114710	Johnson	L	2.86	0.05	Veeder (1974)
HD114710	Johnson	L	2.86	0.05	Glass (1975)
HD114710	3400	680	2.86	0.05	Glass (1975)
HD114710	3400	680	2.81	0.05	Little-Marenin et al. (1986)
HD114710	3400	680	2.82	0.05	Arribas & Martinez Roger (1989a)
HD114710	3500	700	2.85	0.05	Johnson et al. (1968)
HD114710	3500	700	2.86	0.05	Veeder (1974)
HD114710	3500	700	2.87	0.05	Blackwell et al. (1979b)
HD114710	12000	2000	2.87	0.29	Beichman et al. (1988)
HD114710	25000	8000	0.65	0.07	Beichman et al. (1988)
HD117176	13color	m33	5.84	0.05	Johnson & Mitchell (1975)
HD117176	Vilnius	U	7.66	0.05	Kakaras et al. (1968)
HD117176	DDO	m35	7.23	0.05	McClure (1976)
HD117176	13color	m35	5.73	0.05	Johnson & Mitchell (1975)
HD117176	WBVR	W	5.78	0.05	Kornilov et al. (1991)
HD117176	Johnson	U	5.93	0.05	Johnson & Morgan (1953)
HD117176	Johnson	U	5.95	0.05	Johnson & Harris (1954)
HD117176	Johnson	U	5.96	0.05	Argue (1963)
HD117176	Johnson	U	5.95	0.05	Johnson et al. (1966b)
HD117176	Johnson	U	5.95	0.05	Johnson et al. (1966b)
HD117176	Johnson	U	5.97	0.05	Gutierrez-Moreno & et al. (1966)
HD117176	Johnson	U	5.96	0.05	Pfleiderer et al. (1966)
HD117176	Johnson	U	5.92	0.05	van den Bergh (1967)
HD117176	Johnson	U	5.98	0.05	Cowley et al. (1967)
HD117176	Johnson	U	5.95	0.05	Jennens & Helfer (1975)
HD117176	Johnson	U	5.99	0.05	Pirola (1976)
HD117176	Johnson	U	5.93	0.05	Oja (1985a)
HD117176	Johnson	U	5.91	0.05	Mermilliod (1986)
HD117176	Vilnius	P	7.19	0.05	Kakaras et al. (1968)
HD117176	13color	m37	5.95	0.05	Johnson & Mitchell (1975)
HD117176	DDO	m38	6.29	0.05	McClure (1976)
HD117176	DDO	m38	6.30	0.05	McClure (1976)
HD117176	13color	m40	6.06	0.05	Johnson & Mitchell (1975)
HD117176	Vilnius	X	6.49	0.05	Kakaras et al. (1968)
HD117176	DDO	m41	6.98	0.05	McClure (1976)
HD117176	DDO	m41	7.01	0.05	McClure (1976)
HD117176	Oja	m41	6.52	0.05	Häggkvist & Oja (1970)
HD117176	DDO	m42	6.98	0.05	McClure (1976)
HD117176	DDO	m42	6.99	0.05	McClure (1976)
HD117176	Oja	m42	6.55	0.05	Häggkvist & Oja (1970)
HD117176	WBVR	B	5.70	0.05	Kornilov et al. (1991)
HD117176	Johnson	B	5.69	0.05	Johnson & Morgan (1953)
HD117176	Johnson	B	5.69	0.05	Johnson & Harris (1954)
HD117176	Johnson	B	5.69	0.05	Serkowski (1961)
HD117176	Johnson	B	5.70	0.05	Argue (1963)
HD117176	Johnson	B	5.66	0.05	Häggkvist & Oja (1966)
HD117176	Johnson	B	5.69	0.05	Johnson et al. (1966b)
HD117176	Johnson	B	5.69	0.05	Johnson et al. (1966b)
HD117176	Johnson	B	5.69	0.05	Jerzykiewicz & Serkowski (1966)
HD117176	Johnson	B	5.70	0.05	Gutierrez-Moreno & et al. (1966)
HD117176	Johnson	B	5.72	0.05	Pfleiderer et al. (1966)

TABLE 4 — CONTINUED

Star ID	System / Wavelength	Bandpass / Bandwidth	Value	Error	Reference
HD117176	Johnson	B	5.67	0.05	van den Bergh (1967)
HD117176	Johnson	B	5.70	0.05	Cowley et al. (1967)
HD117176	Johnson	B	5.69	0.05	Jennens & Helfer (1975)
HD117176	Johnson	B	5.71	0.05	Pirola (1976)
HD117176	Johnson	B	5.69	0.05	Moffett & Barnes (1979)
HD117176	Johnson	B	5.67	0.05	Oja (1985a)
HD117176	Johnson	B	5.66	0.05	Mermilliod (1986)
HD117176	Oja	m45	5.46	0.05	Häggkvist & Oja (1970)
HD117176	DDO	m45	6.28	0.05	McClure (1976)
HD117176	DDO	m45	6.29	0.05	McClure (1976)
HD117176	13color	m45	5.52	0.05	Johnson & Mitchell (1975)
HD117176	Vilnius	Y	5.59	0.05	Kakaras et al. (1968)
HD117176	DDO	m48	5.22	0.05	McClure (1976)
HD117176	DDO	m48	5.24	0.05	McClure (1976)
HD117176	Vilnius	Z	5.21	0.05	Kakaras et al. (1968)
HD117176	13color	m52	5.17	0.05	Johnson & Mitchell (1975)
HD117176	WBVR	V	4.97	0.05	Kornilov et al. (1991)
HD117176	Vilnius	V	4.98	0.05	Kakaras et al. (1968)
HD117176	Johnson	V	4.98	0.05	Johnson & Morgan (1953)
HD117176	Johnson	V	4.98	0.05	Johnson & Harris (1954)
HD117176	Johnson	V	4.98	0.05	Serkowski (1961)
HD117176	Johnson	V	4.98	0.05	Argue (1963)
HD117176	Johnson	V	4.95	0.05	Häggkvist & Oja (1966)
HD117176	Johnson	V	4.98	0.05	Johnson et al. (1966b)
HD117176	Johnson	V	4.98	0.05	Johnson et al. (1966b)
HD117176	Johnson	V	4.98	0.05	Jerzykiewicz & Serkowski (1966)
HD117176	Johnson	V	4.97	0.05	Gutierrez-Moreno & et al. (1966)
HD117176	Johnson	V	4.95	0.05	Pfleiderer et al. (1966)
HD117176	Johnson	V	4.96	0.05	van den Bergh (1967)
HD117176	Johnson	V	4.99	0.05	Cowley et al. (1967)
HD117176	Johnson	V	4.98	0.05	Jennens & Helfer (1975)
HD117176	Johnson	V	4.99	0.05	Pirola (1976)
HD117176	Johnson	V	4.97	0.05	Moffett & Barnes (1979)
HD117176	Johnson	V	4.96	0.05	Oja (1985a)
HD117176	Johnson	V	4.94	0.05	Mermilliod (1986)
HD117176	13color	m58	4.82	0.05	Johnson & Mitchell (1975)
HD117176	13color	m63	4.60	0.05	Johnson & Mitchell (1975)
HD117176	Vilnius	S	4.37	0.05	Kakaras et al. (1968)
HD117176	WBVR	R	4.40	0.05	Kornilov et al. (1991)
HD117176	Johnson	R	4.37	0.05	Johnson et al. (1966b)
HD117176	13color	m72	4.38	0.05	Johnson & Mitchell (1975)
HD117176	13color	m80	4.21	0.05	Johnson & Mitchell (1975)
HD117176	13color	m86	4.14	0.05	Johnson & Mitchell (1975)
HD117176	Johnson	I	3.98	0.05	Johnson et al. (1966b)
HD117176	13color	m99	4.07	0.05	Johnson & Mitchell (1975)
HD117176	13color	m110	3.95	0.05	Johnson & Mitchell (1975)
HD117176	1240	248	3.70	0.05	Selby et al. (1988)
HD117176	Johnson	J	3.65	0.05	Johnson et al. (1968)
HD117176	1250	250	3.65	0.05	Johnson et al. (1968)
HD117176	1250	250	3.73	0.05	Arribas & Martinez Roger (1989a)
HD117176	1250	250	3.70	0.05	Blackwell et al. (1990a)
HD117176	2Mass	J	3.80	0.29	Cutri et al. (2003)
HD117176	Johnson	H	3.26	0.05	Johnson et al. (1968)
HD117176	1650	330	3.26	0.05	Johnson et al. (1968)
HD117176	1650	330	3.32	0.05	Arribas & Martinez Roger (1989a)
HD117176	2Mass	H	3.46	0.21	Cutri et al. (2003)
HD117176	2Mass	Ks	3.50	0.29	Cutri et al. (2003)
HD117176	Johnson	K	3.24	0.05	Johnson et al. (1968)
HD117176	2200	440	3.24	0.05	Johnson et al. (1968)
HD117176	2200	440	3.25	0.05	Selby et al. (1988)
HD117176	2200	440	3.28	0.05	Arribas & Martinez Roger (1989a)
HD117176	2210	442	3.25	0.05	Blackwell et al. (1990a)
HD117176	Johnson	L	3.16	0.05	Johnson et al. (1968)
HD117176	3400	680	3.15	0.05	Arribas & Martinez Roger (1989a)
HD117176	3500	700	3.16	0.05	Johnson et al. (1968)
HD117176	12000	2000	2.29	0.23	Beichman et al. (1988)
HD117176	25000	8000	0.53	0.05	Beichman et al. (1988)
HD118098	13color	m33	3.53	0.05	Johnson & Mitchell (1975)
HD118098	13color	m35	3.51	0.05	Johnson & Mitchell (1975)
HD118098	WBVR	W	3.59	0.05	Kornilov et al. (1991)
HD118098	Johnson	U	3.57	0.05	Cousins (1964a)
HD118098	Johnson	U	3.58	0.05	Johnson et al. (1966b)
HD118098	Johnson	U	3.58	0.05	Johnson et al. (1966b)
HD118098	Johnson	U	3.59	0.05	Johnson et al. (1966b)
HD118098	Johnson	U	3.63	0.05	Gutierrez-Moreno & et al. (1966)

TABLE 4 — CONTINUED

Star ID	System / Wavelength	Bandpass / Bandwidth	Value	Error	Reference
HD118098	Johnson	U	3.66	0.05	Mermilliod (1986)
HD118098	13color	m37	3.56	0.05	Johnson & Mitchell (1975)
HD118098	13color	m40	3.51	0.05	Johnson & Mitchell (1975)
HD118098	WBVR	B	3.50	0.05	Kornilov et al. (1991)
HD118098	Johnson	B	3.48	0.05	Sadler (1961)
HD118098	Johnson	B	0.20	0.05	Cousins & Stoy (1962)
HD118098	Johnson	B	3.47	0.05	Cousins & Stoy (1962)
HD118098	Johnson	B	3.48	0.05	Cousins (1964a)
HD118098	Johnson	B	3.47	0.05	Häggkvist & Oja (1966)
HD118098	Johnson	B	3.50	0.05	Johnson et al. (1966b)
HD118098	Johnson	B	3.50	0.05	Johnson et al. (1966b)
HD118098	Johnson	B	3.49	0.05	Gutierrez-Moreno & et al. (1966)
HD118098	Johnson	B	3.47	0.05	Mermilliod (1986)
HD118098	13color	m45	3.44	0.05	Johnson & Mitchell (1975)
HD118098	13color	m52	3.38	0.05	Johnson & Mitchell (1975)
HD118098	WBVR	V	3.38	0.05	Kornilov et al. (1991)
HD118098	Johnson	V	3.37	0.05	Sadler (1961)
HD118098	Johnson	V	0.11	0.05	Cousins & Stoy (1962)
HD118098	Johnson	V	3.36	0.05	Cousins & Stoy (1962)
HD118098	Johnson	V	3.37	0.05	Cousins (1964a)
HD118098	Johnson	V	3.34	0.05	Häggkvist & Oja (1966)
HD118098	Johnson	V	3.38	0.05	Johnson et al. (1966b)
HD118098	Johnson	V	3.38	0.05	Johnson et al. (1966b)
HD118098	Johnson	V	3.38	0.05	Gutierrez-Moreno & et al. (1966)
HD118098	Johnson	V	3.36	0.05	Mermilliod (1986)
HD118098	13color	m58	3.31	0.05	Johnson & Mitchell (1975)
HD118098	13color	m63	3.28	0.05	Johnson & Mitchell (1975)
HD118098	WBVR	R	3.30	0.05	Kornilov et al. (1991)
HD118098	Johnson	R	3.31	0.05	Johnson et al. (1966b)
HD118098	13color	m72	3.36	0.05	Johnson & Mitchell (1975)
HD118098	13color	m80	3.29	0.05	Johnson & Mitchell (1975)
HD118098	13color	m86	3.28	0.05	Johnson & Mitchell (1975)
HD118098	Johnson	I	3.25	0.05	Johnson et al. (1966b)
HD118098	13color	m99	3.26	0.05	Johnson & Mitchell (1975)
HD118098	13color	m110	3.20	0.05	Johnson & Mitchell (1975)
HD118098	1240	248	3.16	0.05	Selby et al. (1988)
HD118098	Johnson	J	3.20	0.05	Johnson et al. (1966b)
HD118098	1250	250	3.20	0.05	Johnson et al. (1966b)
HD118098	Johnson	J	3.18	0.05	Glass (1975)
HD118098	1250	250	3.18	0.05	Glass (1975)
HD118098	1250	250	3.16	0.05	Blackwell et al. (1990a)
HD118098	2Mass	J	3.26	0.27	Cutri et al. (2003)
HD118098	1280	256	3.18	0.05	Leitherer & Wolf (1984)
HD118098	Johnson	H	3.05	0.05	Glass (1975)
HD118098	1630	326	3.05	0.05	Leitherer & Wolf (1984)
HD118098	1650	330	3.05	0.05	Glass (1975)
HD118098	2Mass	H	3.15	0.28	Cutri et al. (2003)
HD118098	2Mass	Ks	3.22	0.27	Cutri et al. (2003)
HD118098	Johnson	K	3.11	0.05	Johnson et al. (1966b)
HD118098	2200	440	3.11	0.05	Johnson et al. (1966b)
HD118098	Johnson	K	3.06	0.05	Glass (1975)
HD118098	2200	440	3.06	0.05	Glass (1975)
HD118098	2200	440	3.08	0.05	Selby et al. (1988)
HD118098	2210	442	3.06	0.05	Leitherer & Wolf (1984)
HD118098	2210	442	3.08	0.05	Blackwell et al. (1990a)
HD118098	Johnson	L	3.04	0.05	Glass (1975)
HD118098	3400	680	3.04	0.05	Glass (1975)
HD118098	12000	2000	2.75	0.28	Beichman et al. (1988)
HD118098	25000	8000	0.70	0.07	Beichman et al. (1988)
HD120136	13color	m33	4.89	0.05	Johnson & Mitchell (1975)
HD120136	Vilnius	U	6.58	0.05	Kakaras et al. (1968)
HD120136	Vilnius	U	6.84	0.05	Kakaras et al. (1968)
HD120136	DDO	m35	6.32	0.05	McClure (1976)
HD120136	13color	m35	4.80	0.05	Johnson & Mitchell (1975)
HD120136	WBVR	W	4.88	0.05	Kornilov et al. (1991)
HD120136	Johnson	U	5.03	0.05	Johnson & Morgan (1953)
HD120136	Johnson	U	5.02	0.05	Johnson et al. (1966b)
HD120136	Johnson	U	5.03	0.05	Johnson et al. (1966b)
HD120136	Johnson	U	5.03	0.05	Johnson et al. (1966b)
HD120136	Johnson	U	5.05	0.05	Gutierrez-Moreno & et al. (1966)
HD120136	Johnson	U	5.00	0.05	Imagawa (1967)
HD120136	Johnson	U	5.03	0.05	Mermilliod (1986)
HD120136	Vilnius	P	6.11	0.05	Kakaras et al. (1968)
HD120136	Vilnius	P	6.34	0.05	Kakaras et al. (1968)
HD120136	13color	m37	4.98	0.05	Johnson & Mitchell (1975)

TABLE 4 — CONTINUED

Star ID	System / Wavelength	Bandpass / Bandwidth	Value	Error	Reference
HD120136	DDO	m38	5.36	0.05	McClure (1976)
HD120136	13color	m40	5.16	0.05	Johnson & Mitchell (1975)
HD120136	Vilnius	X	5.56	0.05	Kakaras et al. (1968)
HD120136	Vilnius	X	5.73	0.05	Kakaras et al. (1968)
HD120136	DDO	m41	6.20	0.05	McClure (1976)
HD120136	DDO	m42	6.15	0.05	McClure (1976)
HD120136	WBVR	B	4.98	0.05	Kornilov et al. (1991)
HD120136	Johnson	B	4.99	0.05	Johnson & Morgan (1953)
HD120136	Johnson	B	4.99	0.05	Niconov et al. (1957)
HD120136	Johnson	B	4.98	0.05	Serkowski (1961)
HD120136	Johnson	B	4.96	0.05	Oja (1963)
HD120136	Johnson	B	4.97	0.05	Häggkvist & Oja (1966)
HD120136	Johnson	B	4.98	0.05	Johnson et al. (1966b)
HD120136	Johnson	B	4.98	0.05	Johnson et al. (1966b)
HD120136	Johnson	B	4.97	0.05	Jerzykiewicz & Serkowski (1966)
HD120136	Johnson	B	4.99	0.05	Gutierrez-Moreno & et al. (1966)
HD120136	Johnson	B	4.97	0.05	Imagawa (1967)
HD120136	Johnson	B	4.99	0.05	Mermilliod (1986)
HD120136	DDO	m45	5.64	0.05	McClure (1976)
HD120136	13color	m45	4.84	0.05	Johnson & Mitchell (1975)
HD120136	Vilnius	Y	4.92	0.05	Kakaras et al. (1968)
HD120136	Vilnius	Y	4.99	0.05	Kakaras et al. (1968)
HD120136	DDO	m48	4.69	0.05	McClure (1976)
HD120136	Vilnius	Z	4.67	0.05	Kakaras et al. (1968)
HD120136	Vilnius	Z	4.69	0.05	Kakaras et al. (1968)
HD120136	13color	m52	4.60	0.05	Johnson & Mitchell (1975)
HD120136	WBVR	V	4.49	0.05	Kornilov et al. (1991)
HD120136	Vilnius	V	4.50	0.05	Kakaras et al. (1968)
HD120136	Johnson	V	4.51	0.05	Johnson & Morgan (1953)
HD120136	Johnson	V	4.52	0.05	Niconov et al. (1957)
HD120136	Johnson	V	4.50	0.05	Serkowski (1961)
HD120136	Johnson	V	4.46	0.05	Oja (1963)
HD120136	Johnson	V	4.49	0.05	Häggkvist & Oja (1966)
HD120136	Johnson	V	4.50	0.05	Johnson et al. (1966b)
HD120136	Johnson	V	4.50	0.05	Johnson et al. (1966b)
HD120136	Johnson	V	4.49	0.05	Jerzykiewicz & Serkowski (1966)
HD120136	Johnson	V	4.49	0.05	Gutierrez-Moreno & et al. (1966)
HD120136	Johnson	V	4.49	0.05	Imagawa (1967)
HD120136	Johnson	V	4.51	0.05	Mermilliod (1986)
HD120136	13color	m58	4.36	0.05	Johnson & Mitchell (1975)
HD120136	13color	m63	4.20	0.05	Johnson & Mitchell (1975)
HD120136	Vilnius	S	4.00	0.05	Kakaras et al. (1968)
HD120136	Vilnius	S	4.02	0.05	Kakaras et al. (1968)
HD120136	WBVR	R	4.09	0.05	Kornilov et al. (1991)
HD120136	Johnson	R	4.09	0.05	Johnson et al. (1966b)
HD120136	13color	m72	4.09	0.05	Johnson & Mitchell (1975)
HD120136	13color	m80	3.95	0.05	Johnson & Mitchell (1975)
HD120136	13color	m86	3.94	0.05	Johnson & Mitchell (1975)
HD120136	Johnson	I	3.85	0.05	Johnson et al. (1966b)
HD120136	13color	m99	3.89	0.05	Johnson & Mitchell (1975)
HD120136	13color	m110	3.79	0.05	Johnson & Mitchell (1975)
HD120136	1240	248	3.63	0.05	Selby et al. (1988)
HD120136	1250	250	3.63	0.05	Blackwell et al. (1990a)
HD120136	2Mass	J	3.62	0.28	Cutri et al. (2003)
HD120136	2Mass	H	3.55	0.24	Cutri et al. (2003)
HD120136	2Mass	Ks	3.51	0.35	Cutri et al. (2003)
HD120136	2200	440	3.36	0.05	Selby et al. (1988)
HD120136	2210	442	3.36	0.05	Blackwell et al. (1990a)
HD121370	13color	m33	3.36	0.05	Johnson & Mitchell (1975)
HD121370	Vilnius	U	5.18	0.05	Kakaras et al. (1968)
HD121370	13color	m35	3.29	0.05	Johnson & Mitchell (1975)
HD121370	WBVR	W	3.31	0.05	Kornilov et al. (1991)
HD121370	Johnson	U	3.49	0.05	Johnson & Morgan (1953)
HD121370	Johnson	U	3.46	0.05	Johnson & Harris (1954)
HD121370	Johnson	U	3.48	0.05	Argue (1963)
HD121370	Johnson	U	3.46	0.05	Johnson (1964)
HD121370	Johnson	U	3.46	0.05	Johnson et al. (1966b)
HD121370	Johnson	U	3.46	0.05	Johnson et al. (1966b)
HD121370	Johnson	U	3.49	0.05	Gutierrez-Moreno & et al. (1966)
HD121370	Johnson	U	3.38	0.05	Pirola (1976)
HD121370	Johnson	U	3.46	0.05	Oja (1983)
HD121370	Johnson	U	3.45	0.05	Oja (1984)
HD121370	Johnson	U	3.45	0.05	Oja (1985b)
HD121370	Johnson	U	3.45	0.05	Oja (1985a)
HD121370	Johnson	U	3.50	0.05	Oja (1986)

TABLE 4 — CONTINUED

Star ID	System / Wavelength	Bandpass / Bandwidth	Value	Error	Reference
HD121370	Johnson	U	3.49	0.05	Mermilliod (1986)
HD121370	Vilnius	P	4.68	0.05	Kakaras et al. (1968)
HD121370	13color	m37	3.38	0.05	Johnson & Mitchell (1975)
HD121370	13color	m40	3.51	0.05	Johnson & Mitchell (1975)
HD121370	Vilnius	X	4.01	0.05	Kakaras et al. (1968)
HD121370	Oja	m41	4.07	0.05	Häggkvist & Oja (1970)
HD121370	Oja	m42	4.04	0.05	Häggkvist & Oja (1970)
HD121370	WBVR	B	3.27	0.05	Kornilov et al. (1991)
HD121370	Johnson	B	3.29	0.05	Johnson & Morgan (1953)
HD121370	Johnson	B	3.27	0.05	Johnson & Harris (1954)
HD121370	Johnson	B	3.22	0.05	Niconov et al. (1957)
HD121370	Johnson	B	3.26	0.05	Serkowski (1961)
HD121370	Johnson	B	3.27	0.05	Oja (1963)
HD121370	Johnson	B	3.28	0.05	Argue (1963)
HD121370	Johnson	B	3.27	0.05	Sjögren (1964)
HD121370	Johnson	B	3.27	0.05	Johnson (1964)
HD121370	Johnson	B	3.27	0.05	Häggkvist & Oja (1966)
HD121370	Johnson	B	3.26	0.05	Johnson et al. (1966b)
HD121370	Johnson	B	3.26	0.05	Johnson et al. (1966b)
HD121370	Johnson	B	3.27	0.05	Jerzykiewicz & Serkowski (1966)
HD121370	Johnson	B	3.27	0.05	Gutierrez-Moreno & et al. (1966)
HD121370	Johnson	B	3.26	0.05	Häggkvist & Oja (1969a)
HD121370	Johnson	B	3.26	0.05	Häggkvist & Oja (1970)
HD121370	Johnson	B	3.17	0.05	Pirola (1976)
HD121370	Johnson	B	3.26	0.05	Oja (1983)
HD121370	Johnson	B	3.25	0.05	Oja (1984)
HD121370	Johnson	B	3.25	0.05	Oja (1985b)
HD121370	Johnson	B	3.25	0.05	Oja (1985a)
HD121370	Johnson	B	3.29	0.05	Oja (1986)
HD121370	Johnson	B	3.29	0.05	Mermilliod (1986)
HD121370	Oja	m45	3.07	0.05	Häggkvist & Oja (1970)
HD121370	13color	m45	3.08	0.05	Johnson & Mitchell (1975)
HD121370	Vilnius	Y	3.22	0.05	Kakaras et al. (1968)
HD121370	Vilnius	Z	2.90	0.05	Kakaras et al. (1968)
HD121370	13color	m52	2.81	0.05	Johnson & Mitchell (1975)
HD121370	WBVR	V	2.67	0.05	Kornilov et al. (1991)
HD121370	Vilnius	V	2.68	0.05	Kakaras et al. (1968)
HD121370	Johnson	V	2.70	0.05	Johnson & Morgan (1953)
HD121370	Johnson	V	2.69	0.05	Johnson & Harris (1954)
HD121370	Johnson	V	2.66	0.05	Niconov et al. (1957)
HD121370	Johnson	V	2.68	0.05	Serkowski (1961)
HD121370	Johnson	V	2.64	0.05	Oja (1963)
HD121370	Johnson	V	2.68	0.05	Argue (1963)
HD121370	Johnson	V	2.67	0.05	Sjögren (1964)
HD121370	Johnson	V	2.69	0.05	Johnson (1964)
HD121370	Johnson	V	2.67	0.05	Häggkvist & Oja (1966)
HD121370	Johnson	V	2.68	0.05	Johnson et al. (1966b)
HD121370	Johnson	V	2.68	0.05	Johnson et al. (1966b)
HD121370	Johnson	V	2.68	0.05	Jerzykiewicz & Serkowski (1966)
HD121370	Johnson	V	2.67	0.05	Gutierrez-Moreno & et al. (1966)
HD121370	Johnson	V	2.68	0.05	Häggkvist & Oja (1969a)
HD121370	Johnson	V	2.69	0.05	Häggkvist & Oja (1970)
HD121370	Johnson	V	2.58	0.05	Pirola (1976)
HD121370	Johnson	V	2.69	0.05	Oja (1983)
HD121370	Johnson	V	2.67	0.05	Oja (1984)
HD121370	Johnson	V	2.67	0.05	Oja (1985b)
HD121370	Johnson	V	2.68	0.05	Oja (1985a)
HD121370	Johnson	V	2.70	0.05	Oja (1986)
HD121370	Johnson	V	2.69	0.05	Mermilliod (1986)
HD121370	13color	m58	2.51	0.05	Johnson & Mitchell (1975)
HD121370	13color	m63	2.32	0.05	Johnson & Mitchell (1975)
HD121370	Vilnius	S	2.18	0.05	Kakaras et al. (1968)
HD121370	WBVR	R	2.21	0.05	Kornilov et al. (1991)
HD121370	Johnson	R	2.24	0.05	Johnson et al. (1966b)
HD121370	13color	m72	2.18	0.05	Johnson & Mitchell (1975)
HD121370	13color	m80	2.02	0.05	Johnson & Mitchell (1975)
HD121370	13color	m86	1.98	0.05	Johnson & Mitchell (1975)
HD121370	Johnson	I	1.95	0.05	Johnson et al. (1966b)
HD121370	13color	m99	1.94	0.05	Johnson & Mitchell (1975)
HD121370	1060	212	2.80	0.05	Irvine et al. (1968a)
HD121370	13color	m110	1.83	0.05	Johnson & Mitchell (1975)
HD121370	1230	246	1.65	0.05	Blackwell et al. (1979b)
HD121370	1230	246	1.63	0.05	Castor & Simon (1983)
HD121370	1240	248	1.66	0.05	Selby et al. (1988)
HD121370	Johnson	J	1.70	0.05	Johnson et al. (1966b)

TABLE 4 — CONTINUED

Star ID	System / Wavelength	Bandpass / Bandwidth	Value	Error	Reference
HD121370	1250	250	1.70	0.05	Johnson et al. (1966b)
HD121370	1250	250	1.70	0.05	Johnson (1967)
HD121370	1250	250	1.70	0.05	Ghosh et al. (1984)
HD121370	1250	250	1.70	0.05	Arribas & Martinez Roger (1989a)
HD121370	1250	250	1.66	0.05	Blackwell et al. (1990a)
HD121370	2Mass	J	1.79	0.31	Cutri et al. (2003)
HD121370	1650	330	1.40	0.05	Blackwell et al. (1979b)
HD121370	1650	330	1.41	0.05	Ghosh et al. (1984)
HD121370	1650	330	1.38	0.05	Arribas & Martinez Roger (1989a)
HD121370	2Mass	H	1.53	0.15	Cutri et al. (2003)
HD121370	1660	332	1.38	0.05	Castor & Simon (1983)
HD121370	2Mass	Ks	1.49	0.17	Cutri et al. (2003)
HD121370	Johnson	K	1.37	0.05	Johnson et al. (1966b)
HD121370	2200	440	1.37	0.05	Johnson et al. (1966b)
HD121370	2200	440	1.37	0.05	Johnson (1967)
HD121370	Johnson	K	1.31	0.05	Neugebauer & Leighton (1969b)
HD121370	2200	440	1.35	0.05	Blackwell et al. (1979b)
HD121370	2200	440	1.37	0.05	Ghosh et al. (1984)
HD121370	2200	440	1.34	0.05	Selby et al. (1988)
HD121370	2200	440	1.34	0.05	Arribas & Martinez Roger (1989a)
HD121370	2210	442	1.34	0.05	Blackwell et al. (1990a)
HD121370	2220	444	1.32	0.05	Castor & Simon (1983)
HD121370	Johnson	L	1.31	0.05	Johnson et al. (1966b)
HD121370	3400	680	1.31	0.05	Johnson et al. (1966b)
HD121370	3400	680	1.31	0.05	Johnson (1967)
HD121370	3400	680	1.26	0.05	Arribas & Martinez Roger (1989a)
HD121370	3450	690	1.30	0.05	Castor & Simon (1983)
HD121370	3500	700	1.33	0.05	Blackwell et al. (1979b)
HD121370	Johnson	N	1.57	0.05	Johnson (1967)
HD121370	25000	8000	3.00	0.30	Beichman et al. (1988)
HD126660	13color	m33	4.43	0.05	Johnson & Mitchell (1975)
HD126660	Vilnius	U	6.21	0.05	Kakaras et al. (1968)
HD126660	Vilnius	U	6.35	0.05	Kakaras et al. (1968)
HD126660	13color	m35	4.34	0.05	Johnson & Mitchell (1975)
HD126660	WBVR	W	4.42	0.05	Kornilov et al. (1991)
HD126660	Johnson	U	4.59	0.05	Johnson & Morgan (1953)
HD126660	Johnson	U	4.57	0.05	Johnson et al. (1966b)
HD126660	Johnson	U	4.57	0.05	Johnson et al. (1966b)
HD126660	Johnson	U	4.55	0.05	Imagawa (1967)
HD126660	Johnson	U	4.53	0.05	Mermilliod (1986)
HD126660	Vilnius	P	5.72	0.05	Kakaras et al. (1968)
HD126660	Vilnius	P	5.85	0.05	Kakaras et al. (1968)
HD126660	13color	m37	4.54	0.05	Johnson & Mitchell (1975)
HD126660	13color	m40	4.74	0.05	Johnson & Mitchell (1975)
HD126660	Vilnius	X	5.16	0.05	Kakaras et al. (1968)
HD126660	Vilnius	X	5.27	0.05	Kakaras et al. (1968)
HD126660	WBVR	B	4.55	0.05	Kornilov et al. (1991)
HD126660	Johnson	B	4.58	0.05	Johnson & Morgan (1953)
HD126660	Johnson	B	4.50	0.05	Niconov et al. (1957)
HD126660	Johnson	B	4.55	0.05	Serkowski (1961)
HD126660	Johnson	B	4.54	0.05	Oja (1963)
HD126660	Johnson	B	4.52	0.05	Sjögren (1964)
HD126660	Johnson	B	4.56	0.05	Johnson et al. (1966b)
HD126660	Johnson	B	4.56	0.05	Johnson et al. (1966b)
HD126660	Johnson	B	4.53	0.05	Imagawa (1967)
HD126660	Johnson	B	4.55	0.05	Mermilliod (1986)
HD126660	13color	m45	4.42	0.05	Johnson & Mitchell (1975)
HD126660	Vilnius	Y	4.51	0.05	Kakaras et al. (1968)
HD126660	Vilnius	Y	4.57	0.05	Kakaras et al. (1968)
HD126660	Vilnius	Z	4.23	0.05	Kakaras et al. (1968)
HD126660	Vilnius	Z	4.24	0.05	Kakaras et al. (1968)
HD126660	13color	m52	4.17	0.05	Johnson & Mitchell (1975)
HD126660	WBVR	V	4.04	0.05	Kornilov et al. (1991)
HD126660	Vilnius	V	4.06	0.05	Kakaras et al. (1968)
HD126660	Johnson	V	4.08	0.05	Johnson & Morgan (1953)
HD126660	Johnson	V	4.02	0.05	Niconov et al. (1957)
HD126660	Johnson	V	4.05	0.05	Serkowski (1961)
HD126660	Johnson	V	4.05	0.05	Oja (1963)
HD126660	Johnson	V	4.02	0.05	Sjögren (1964)
HD126660	Johnson	V	4.06	0.05	Johnson et al. (1966b)
HD126660	Johnson	V	4.06	0.05	Johnson et al. (1966b)
HD126660	Johnson	V	4.04	0.05	Imagawa (1967)
HD126660	Johnson	V	4.05	0.05	Mermilliod (1986)
HD126660	13color	m58	3.91	0.05	Johnson & Mitchell (1975)
HD126660	13color	m63	3.74	0.05	Johnson & Mitchell (1975)

TABLE 4 — CONTINUED

Star ID	System / Wavelength	Bandpass / Bandwidth	Value	Error	Reference
HD126660	Vilnius	S	3.57	0.05	Kakaras et al. (1968)
HD126660	Vilnius	S	3.59	0.05	Kakaras et al. (1968)
HD126660	WBVR	R	3.62	0.05	Kornilov et al. (1991)
HD126660	Johnson	R	3.64	0.05	Johnson et al. (1966b)
HD126660	13color	m72	3.64	0.05	Johnson & Mitchell (1975)
HD126660	13color	m80	3.50	0.05	Johnson & Mitchell (1975)
HD126660	13color	m86	3.46	0.05	Johnson & Mitchell (1975)
HD126660	Johnson	I	3.39	0.05	Johnson et al. (1966b)
HD126660	13color	m99	3.42	0.05	Johnson & Mitchell (1975)
HD126660	13color	m110	3.33	0.05	Johnson & Mitchell (1975)
HD126660	1230	246	3.08	0.05	Blackwell et al. (1979b)
HD126660	1250	250	3.10	0.05	Aumann & Probst (1991)
HD126660	2Mass	J	3.18	0.24	Cutri et al. (2003)
HD126660	1650	330	2.85	0.05	Blackwell et al. (1979b)
HD126660	1650	330	2.86	0.05	Aumann & Probst (1991)
HD126660	2Mass	H	2.98	0.22	Cutri et al. (2003)
HD126660	2Mass	Ks	2.74	0.33	Cutri et al. (2003)
HD126660	2200	440	2.82	0.05	Blackwell et al. (1979b)
HD126660	2200	440	2.82	0.05	Aumann & Probst (1991)
HD126660	3400	680	2.81	0.05	Aumann & Probst (1991)
HD126660	3500	700	2.80	0.05	Blackwell et al. (1979b)
HD126660	12000	2000	3.00	0.30	Beichman et al. (1988)
HD126660	25000	8000	0.81	0.08	Beichman et al. (1988)
HD128167	13color	m33	4.61	0.05	Johnson & Mitchell (1975)
HD128167	Vilnius	U	6.50	0.05	Kakaras et al. (1968)
HD128167	Vilnius	U	6.56	0.05	Kakaras et al. (1968)
HD128167	DDO	m35	6.09	0.05	McClure (1976)
HD128167	13color	m35	4.57	0.05	Johnson & Mitchell (1975)
HD128167	WBVR	W	4.64	0.05	Kornilov et al. (1991)
HD128167	Johnson	U	4.73	0.05	Naur (1955)
HD128167	Johnson	U	4.73	0.05	Johnson & Knuckles (1957)
HD128167	Johnson	U	4.76	0.05	Johnson et al. (1966b)
HD128167	Johnson	U	4.76	0.05	Johnson et al. (1966b)
HD128167	Johnson	U	4.74	0.05	Elliott (1974)
HD128167	Johnson	U	4.76	0.05	Mermilliod (1986)
HD128167	Vilnius	P	6.02	0.05	Kakaras et al. (1968)
HD128167	Vilnius	P	6.06	0.05	Kakaras et al. (1968)
HD128167	13color	m37	4.74	0.05	Johnson & Mitchell (1975)
HD128167	DDO	m38	5.08	0.05	McClure (1976)
HD128167	13color	m40	4.95	0.05	Johnson & Mitchell (1975)
HD128167	Vilnius	X	5.44	0.05	Kakaras et al. (1968)
HD128167	Vilnius	X	5.48	0.05	Kakaras et al. (1968)
HD128167	DDO	m41	6.03	0.05	McClure (1976)
HD128167	DDO	m42	5.97	0.05	McClure (1976)
HD128167	WBVR	B	4.84	0.05	Kornilov et al. (1991)
HD128167	Johnson	B	4.81	0.05	Naur (1955)
HD128167	Johnson	B	4.81	0.05	Johnson & Knuckles (1957)
HD128167	Johnson	B	4.79	0.05	Niconov et al. (1957)
HD128167	Johnson	B	4.82	0.05	Serkowski (1961)
HD128167	Johnson	B	4.80	0.05	Häggkvist & Oja (1966)
HD128167	Johnson	B	4.84	0.05	Johnson et al. (1966b)
HD128167	Johnson	B	4.84	0.05	Johnson et al. (1966b)
HD128167	Johnson	B	4.83	0.05	Jerzykiewicz & Serkowski (1966)
HD128167	Johnson	B	4.83	0.05	Elliott (1974)
HD128167	Johnson	B	4.84	0.05	Moffett & Barnes (1979)
HD128167	Johnson	B	4.84	0.05	Mermilliod (1986)
HD128167	DDO	m45	5.55	0.05	McClure (1976)
HD128167	13color	m45	4.76	0.05	Johnson & Mitchell (1975)
HD128167	Vilnius	Y	4.88	0.05	Kakaras et al. (1968)
HD128167	Vilnius	Y	4.90	0.05	Kakaras et al. (1968)
HD128167	DDO	m48	4.64	0.05	McClure (1976)
HD128167	Vilnius	Z	4.62	0.05	Kakaras et al. (1968)
HD128167	Vilnius	Z	4.63	0.05	Kakaras et al. (1968)
HD128167	13color	m52	4.57	0.05	Johnson & Mitchell (1975)
HD128167	WBVR	V	4.47	0.05	Kornilov et al. (1991)
HD128167	Vilnius	V	4.46	0.05	Kakaras et al. (1968)
HD128167	Vilnius	V	4.47	0.05	Kakaras et al. (1968)
HD128167	Johnson	V	4.46	0.05	Naur (1955)
HD128167	Johnson	V	4.45	0.05	Johnson & Knuckles (1957)
HD128167	Johnson	V	4.47	0.05	Niconov et al. (1957)
HD128167	Johnson	V	4.46	0.05	Serkowski (1961)
HD128167	Johnson	V	4.45	0.05	Häggkvist & Oja (1966)
HD128167	Johnson	V	4.47	0.05	Johnson et al. (1966b)
HD128167	Johnson	V	4.47	0.05	Johnson et al. (1966b)
HD128167	Johnson	V	4.46	0.05	Jerzykiewicz & Serkowski (1966)

TABLE 4 — CONTINUED

Star ID	System / Wavelength	Bandpass / Bandwidth	Value	Error	Reference
HD128167	Johnson	V	4.46	0.05	Elliott (1974)
HD128167	Johnson	V	4.48	0.05	Moffett & Barnes (1979)
HD128167	Johnson	V	4.47	0.05	Mermilliod (1986)
HD128167	13color	m58	4.37	0.05	Johnson & Mitchell (1975)
HD128167	13color	m63	4.23	0.05	Johnson & Mitchell (1975)
HD128167	Vilnius	S	4.05	0.05	Kakaras et al. (1968)
HD128167	Vilnius	S	4.06	0.05	Kakaras et al. (1968)
HD128167	WBVR	R	4.13	0.05	Kornilov et al. (1991)
HD128167	Johnson	R	4.13	0.05	Johnson et al. (1966b)
HD128167	13color	m72	4.13	0.05	Johnson & Mitchell (1975)
HD128167	13color	m80	4.01	0.05	Johnson & Mitchell (1975)
HD128167	13color	m86	3.97	0.05	Johnson & Mitchell (1975)
HD128167	Johnson	I	3.94	0.05	Johnson et al. (1966b)
HD128167	13color	m99	3.97	0.05	Johnson & Mitchell (1975)
HD128167	13color	m110	3.91	0.05	Johnson & Mitchell (1975)
HD128167	1200	240	3.68	0.05	Elias et al. (1982)
HD128167	1230	246	3.69	0.05	Blackwell et al. (1979b)
HD128167	1240	248	3.73	0.05	Selby et al. (1988)
HD128167	Johnson	J	3.78	0.05	Johnson et al. (1966b)
HD128167	1250	250	3.78	0.05	Johnson et al. (1966b)
HD128167	1250	250	3.78	0.05	Johnson et al. (1968)
HD128167	Johnson	J	3.65	0.05	Glass (1975)
HD128167	1250	250	3.65	0.05	Glass (1975)
HD128167	1250	250	3.71	0.05	Carney (1983b)
HD128167	1250	250	3.71	0.05	Carney (1983a)
HD128167	1250	250	3.68	0.05	Berriman et al. (1983)
HD128167	1250		53.20	5.32	Henry et al. (1984)
HD128167	1250	250	3.72	0.05	Little-Marenin et al. (1986)
HD128167	1250	250	3.70	0.05	Arribas & Martinez Roger (1987)
HD128167	1250	250	3.70	0.05	Kenyon (1988)
HD128167	1250	250	3.73	0.05	Blackwell et al. (1990a)
HD128167	1250	250	3.71	0.05	Caillault & Patterson (1990)
HD128167	1250	250	3.71	0.05	Aumann & Probst (1991)
HD128167	2Mass	J	3.56	0.25	Cutri et al. (2003)
HD128167	1280	256	3.65	0.05	Leitherer & Wolf (1984)
HD128167	1600	320	3.50	0.05	Veeder et al. (1978)
HD128167	1600	320	3.51	0.05	Elias et al. (1982)
HD128167	Johnson	H	3.58	0.05	Veeder (1974)
HD128167	Johnson	H	3.50	0.05	Glass (1975)
HD128167	1630	326	3.50	0.05	Leitherer & Wolf (1984)
HD128167	1630	326	3.52	0.05	Caillault & Patterson (1990)
HD128167	1650	330	3.58	0.05	Veeder (1974)
HD128167	1650	330	3.50	0.05	Glass (1975)
HD128167	1650	330	3.51	0.05	Blackwell et al. (1979b)
HD128167	1650	330	3.50	0.05	Carney (1983b)
HD128167	1650	330	3.52	0.05	Carney (1983a)
HD128167	1650	330	3.50	0.05	Berriman et al. (1983)
HD128167	1650	330	3.53	0.05	Little-Marenin et al. (1986)
HD128167	1650	330	3.53	0.05	Arribas & Martinez Roger (1987)
HD128167	1650	330	3.52	0.05	Kenyon (1988)
HD128167	1650	330	3.53	0.05	Aumann & Probst (1991)
HD128167	2Mass	H	3.46	0.25	Cutri et al. (2003)
HD128167	1670	334	3.51	0.05	Leitherer et al. (1982)
HD128167	2Mass	Ks	3.34	0.32	Cutri et al. (2003)
HD128167	Johnson	K	3.53	0.05	Johnson et al. (1966b)
HD128167	2200	440	3.53	0.05	Johnson et al. (1966b)
HD128167	2200	440	3.53	0.05	Johnson et al. (1968)
HD128167	Johnson	K	3.53	0.05	Veeder (1974)
HD128167	2200	440	3.53	0.05	Veeder (1974)
HD128167	Johnson	K	3.49	0.05	Glass (1975)
HD128167	2200	440	3.49	0.05	Glass (1975)
HD128167	2200	440	3.49	0.05	Veeder et al. (1978)
HD128167	2200	440	3.49	0.05	Blackwell et al. (1979b)
HD128167	2200	440	3.49	0.05	Elias et al. (1982)
HD128167	2200	440	3.49	0.05	Carney (1983b)
HD128167	2200	440	3.50	0.05	Carney (1983a)
HD128167	2200	440	3.17	0.05	Berriman et al. (1983)
HD128167	2200		25.80	2.58	Henry et al. (1984)
HD128167	2200	440	3.50	0.05	Little-Marenin et al. (1986)
HD128167	2200	440	3.50	0.05	Arribas & Martinez Roger (1987)
HD128167	2200	440	3.50	0.05	Selby et al. (1988)
HD128167	2200	440	3.49	0.05	Kenyon (1988)
HD128167	2200	440	3.49	0.05	Jones et al. (1988)
HD128167	2200	440	3.49	0.05	Caillault & Patterson (1990)
HD128167	2200	440	3.50	0.05	Aumann & Probst (1991)

TABLE 4 — CONTINUED

Star ID	System / Wavelength	Bandpass / Bandwidth	Value	Error	Reference
HD128167	2210	442	3.49	0.05	Leitherer & Wolf (1984)
HD128167	2210	442	3.50	0.05	Blackwell et al. (1990a)
HD128167	2300	460	3.49	0.05	Leitherer et al. (1982)
HD128167	Johnson	L	3.16	0.05	Johnson et al. (1966b)
HD128167	3400	680	3.16	0.05	Johnson et al. (1966b)
HD128167	Johnson	L	3.46	0.05	Veeder (1974)
HD128167	Johnson	L	3.46	0.05	Glass (1975)
HD128167	3400	680	3.46	0.05	Glass (1975)
HD128167	3400	680	3.48	0.05	Little-Marenin et al. (1986)
HD128167	3400	680	3.50	0.05	Arribas & Martinez Roger (1987)
HD128167	3400	680	3.48	0.05	Aumann & Probst (1991)
HD128167	3500	700	3.16	0.05	Johnson et al. (1968)
HD128167	3500	700	3.46	0.05	Veeder (1974)
HD128167	3500	700	3.47	0.05	Blackwell et al. (1979b)
HD128167	3500	700	3.44	0.05	Elias et al. (1982)
HD128167	3500	700	3.45	0.05	Berriman et al. (1983)
HD128167	12000	2000	1.60	0.16	Beichman et al. (1988)
HD128167	25000	8000	0.38	0.04	Beichman et al. (1988)
HD128620	13color	m33	0.64	0.05	Johnson & Mitchell (1975)
HD128620	13color	m35	0.66	0.05	Johnson & Mitchell (1975)
HD128620	Johnson	U	0.92	0.05	Mermilliod (1986)
HD128620	13color	m37	0.79	0.05	Johnson & Mitchell (1975)
HD128620	13color	m40	0.75	0.05	Johnson & Mitchell (1975)
HD128620	Oja	m41	5.53	0.05	Häggkvist & Oja (1970)
HD128620	Oja	m42	5.52	0.05	Häggkvist & Oja (1970)
HD128620	Johnson	B	0.69	0.05	Mermilliod (1986)
HD128620	Oja	m45	4.47	0.05	Häggkvist & Oja (1970)
HD128620	13color	m45	0.23	0.05	Johnson & Mitchell (1975)
HD128620	13color	m52	-0.07	0.05	Johnson & Mitchell (1975)
HD128620	Johnson	V	0.00	0.05	Mermilliod (1986)
HD128620	13color	m58	-0.47	0.05	Johnson & Mitchell (1975)
HD128620	13color	m63	-0.67	0.05	Johnson & Mitchell (1975)
HD128620	13color	m72	-0.89	0.05	Johnson & Mitchell (1975)
HD128620	13color	m80	-1.06	0.05	Johnson & Mitchell (1975)
HD128620	13color	m86	-1.09	0.05	Johnson & Mitchell (1975)
HD128620	13color	m99	-1.17	0.05	Johnson & Mitchell (1975)
HD128620	13color	m110	-1.31	0.05	Johnson & Mitchell (1975)
HD128621	Johnson	U	2.88	0.05	Mermilliod (1986)
HD128621	DDO	m38	3.18	0.05	McClure (1976)
HD128621	DDO	m41	3.69	0.05	McClure (1976)
HD128621	Oja	m41	3.28	0.05	Häggkvist & Oja (1970)
HD128621	DDO	m42	3.61	0.05	McClure (1976)
HD128621	Oja	m42	3.20	0.05	Häggkvist & Oja (1970)
HD128621	Johnson	B	2.25	0.05	Mermilliod (1986)
HD128621	Oja	m45	1.94	0.05	Häggkvist & Oja (1970)
HD128621	DDO	m45	2.72	0.05	McClure (1976)
HD128621	DDO	m48	1.62	0.05	McClure (1976)
HD128621	Johnson	V	1.35	0.05	Mermilliod (1986)
HD130948	Vilnius	U	8.19	0.05	Kakaras et al. (1968)
HD130948	WBVR	W	6.37	0.05	Kornilov et al. (1991)
HD130948	Johnson	U	6.43	0.05	Mermilliod (1986)
HD130948	Vilnius	P	7.75	0.05	Kakaras et al. (1968)
HD130948	Vilnius	X	7.16	0.05	Kakaras et al. (1968)
HD130948	Oja	m41	7.24	0.05	Häggkvist & Oja (1970)
HD130948	Oja	m42	7.27	0.05	Häggkvist & Oja (1970)
HD130948	WBVR	B	6.49	0.05	Kornilov et al. (1991)
HD130948	Johnson	B	6.41	0.05	Häggkvist & Oja (1969b)
HD130948	Johnson	B	6.42	0.05	Mermilliod (1986)
HD130948	Oja	m45	6.28	0.05	Häggkvist & Oja (1970)
HD130948	Vilnius	Y	6.39	0.05	Kakaras et al. (1968)
HD130948	Vilnius	Z	6.06	0.05	Kakaras et al. (1968)
HD130948	WBVR	V	5.90	0.05	Kornilov et al. (1991)
HD130948	Vilnius	V	5.85	0.05	Kakaras et al. (1968)
HD130948	Johnson	V	5.85	0.05	Häggkvist & Oja (1969b)
HD130948	Johnson	V	5.86	0.05	Mermilliod (1986)
HD130948	Vilnius	S	5.32	0.05	Kakaras et al. (1968)
HD130948	WBVR	R	5.41	0.05	Kornilov et al. (1991)
HD130948	2Mass	J	5.00	0.22	Cutri et al. (2003)
HD130948	1280	256	4.79	0.05	Alonso et al. (1994b)
HD130948	1650	330	4.53	0.05	Alonso et al. (1994b)
HD130948	2Mass	H	4.69	0.23	Cutri et al. (2003)
HD130948	2Mass	Ks	4.46	0.01	Cutri et al. (2003)
HD130948	2190	438	4.48	0.05	Alonso et al. (1994b)
HD130948	12000	2000	0.69	0.07	Beichman et al. (1988)
HD131156	13color	m33	5.41	0.05	Johnson & Mitchell (1975)

TABLE 4 — CONTINUED

Star ID	System / Wavelength	Bandpass / Bandwidth	Value	Error	Reference
HD131156	Vilnius	U	7.18	0.05	Kakaras et al. (1968)
HD131156	Vilnius	U	7.28	0.05	Kakaras et al. (1968)
HD131156	13color	m35	5.32	0.05	Johnson & Mitchell (1975)
HD131156	WBVR	W	5.42	0.05	Kornilov et al. (1991)
HD131156	Johnson	U	5.58	0.05	Johnson & Knuckles (1957)
HD131156	Johnson	U	5.61	0.05	Iriarte et al. (1965)
HD131156	Johnson	U	5.60	0.05	Johnson et al. (1966b)
HD131156	Johnson	U	5.60	0.05	Johnson et al. (1966b)
HD131156	Johnson	U	5.63	0.05	Lutz (1971)
HD131156	Johnson	U	5.59	0.05	Nicolet (1978)
HD131156	Johnson	U	5.62	0.05	Rakos et al. (1982)
HD131156	Vilnius	P	6.77	0.05	Kakaras et al. (1968)
HD131156	Vilnius	P	6.82	0.05	Kakaras et al. (1968)
HD131156	13color	m37	5.59	0.05	Johnson & Mitchell (1975)
HD131156	DDO	m38	9.66	0.05	McClure (1976)
HD131156	13color	m40	5.65	0.05	Johnson & Mitchell (1975)
HD131156	Vilnius	X	6.06	0.05	Kakaras et al. (1968)
HD131156	Vilnius	X	6.11	0.05	Kakaras et al. (1968)
HD131156	DDO	m41	9.91	0.05	McClure (1976)
HD131156	Oja	m41	6.21	0.05	Häggkvist & Oja (1970)
HD131156	DDO	m42	9.99	0.05	McClure (1976)
HD131156	Oja	m42	6.24	0.05	Häggkvist & Oja (1970)
HD131156	WBVR	B	5.34	0.05	Kornilov et al. (1991)
HD131156	Johnson	B	5.34	0.05	Miczaika (1954)
HD131156	Johnson	B	5.30	0.05	Johnson & Knuckles (1957)
HD131156	Johnson	B	5.37	0.05	Niconov et al. (1957)
HD131156	Johnson	B	5.32	0.05	Serkowski (1961)
HD131156	Johnson	B	5.32	0.05	Iriarte et al. (1965)
HD131156	Johnson	B	5.32	0.05	Häggkvist & Oja (1966)
HD131156	Johnson	B	5.31	0.05	Johnson et al. (1966b)
HD131156	Johnson	B	5.31	0.05	Johnson et al. (1966b)
HD131156	Johnson	B	5.33	0.05	Lutz (1971)
HD131156	Johnson	B	5.31	0.05	Nicolet (1978)
HD131156	Johnson	B	5.37	0.05	Rakos et al. (1982)
HD131156	Oja	m45	5.08	0.05	Häggkvist & Oja (1970)
HD131156	DDO	m45	8.62	0.05	McClure (1976)
HD131156	13color	m45	5.07	0.05	Johnson & Mitchell (1975)
HD131156	Vilnius	Y	5.12	0.05	Kakaras et al. (1968)
HD131156	Vilnius	Y	5.15	0.05	Kakaras et al. (1968)
HD131156	DDO	m48	7.44	0.05	McClure (1976)
HD131156	Vilnius	Z	4.80	0.05	Kakaras et al. (1968)
HD131156	Vilnius	Z	4.81	0.05	Kakaras et al. (1968)
HD131156	13color	m52	4.75	0.05	Johnson & Mitchell (1975)
HD131156	WBVR	V	4.56	0.05	Kornilov et al. (1991)
HD131156	Vilnius	V	4.54	0.05	Kakaras et al. (1968)
HD131156	Johnson	V	4.59	0.05	Miczaika (1954)
HD131156	Johnson	V	4.54	0.05	Johnson & Knuckles (1957)
HD131156	Johnson	V	4.57	0.05	Niconov et al. (1957)
HD131156	Johnson	V	4.55	0.05	Serkowski (1961)
HD131156	Johnson	V	4.54	0.05	Iriarte et al. (1965)
HD131156	Johnson	V	4.56	0.05	Häggkvist & Oja (1966)
HD131156	Johnson	V	4.54	0.05	Johnson et al. (1966b)
HD131156	Johnson	V	4.54	0.05	Johnson et al. (1966b)
HD131156	Johnson	V	4.56	0.05	Lutz (1971)
HD131156	Johnson	V	4.55	0.05	Nicolet (1978)
HD131156	Johnson	V	4.59	0.05	Rakos et al. (1982)
HD131156	13color	m58	4.33	0.05	Johnson & Mitchell (1975)
HD131156	13color	m63	4.07	0.05	Johnson & Mitchell (1975)
HD131156	Vilnius	S	3.86	0.05	Kakaras et al. (1968)
HD131156	Vilnius	S	3.89	0.05	Kakaras et al. (1968)
HD131156	WBVR	R	3.91	0.05	Kornilov et al. (1991)
HD131156	Johnson	R	3.91	0.05	Johnson et al. (1966b)
HD131156	13color	m72	3.86	0.05	Johnson & Mitchell (1975)
HD131156	13color	m80	3.66	0.05	Johnson & Mitchell (1975)
HD131156	13color	m86	3.60	0.05	Johnson & Mitchell (1975)
HD131156	Johnson	I	3.48	0.05	Johnson et al. (1966b)
HD131156	Johnson	I	4.02	0.07	Neugebauer & Leighton (1969b)
HD131156	13color	m99	3.50	0.05	Johnson & Mitchell (1975)
HD131156	13color	m110	3.37	0.05	Johnson & Mitchell (1975)
HD131156	1240	248	3.99	0.05	Selby et al. (1988)
HD131156	1240	248	4.37	0.05	Selby et al. (1988)
HD131156	Johnson	J	3.01	0.05	Johnson et al. (1968)
HD131156	1250	250	3.01	0.05	Johnson et al. (1968)
HD131156	1250	250	3.42	0.05	Arribas & Martinez Roger (1989a)
HD131156	2Mass	J	2.66	0.45	Cutri et al. (2003)

TABLE 4 — CONTINUED

Star ID	System / Wavelength	Bandpass / Bandwidth	Value	Error	Reference
HD131156	Johnson	H	2.59	0.05	Johnson et al. (1968)
HD131156	1650	330	2.59	0.05	Johnson et al. (1968)
HD131156	1650	330	3.00	0.05	Arribas & Martinez Roger (1989a)
HD131156	2Mass	H	2.25	0.70	Cutri et al. (2003)
HD131156	2Mass	Ks	1.97	0.60	Cutri et al. (2003)
HD131156	Johnson	K	2.57	0.05	Johnson et al. (1968)
HD131156	2200	440	2.57	0.05	Johnson et al. (1968)
HD131156	Johnson	K	2.67	0.08	Neugebauer & Leighton (1969b)
HD131156	2200	440	2.67	0.05	Neugebauer & Leighton (1969a)
HD131156	2200	440	3.49	0.05	Selby et al. (1988)
HD131156	2200	440	3.95	0.05	Selby et al. (1988)
HD131156	2200	440	2.96	0.05	Arribas & Martinez Roger (1989a)
HD131156	Johnson	L	2.49	0.05	Johnson et al. (1968)
HD131156	3400	680	2.81	0.05	Arribas & Martinez Roger (1989a)
HD131156	3500	700	2.49	0.05	Johnson et al. (1968)
HD131156	12000	2000	4.09	0.41	Beichman et al. (1988)
HD131156	25000	8000	0.96	0.10	Beichman et al. (1988)
HD136202	DDO	m35	6.99	0.05	McClure (1976)
HD136202	WBVR	W	5.51	0.05	Kornilov et al. (1991)
HD136202	Johnson	U	5.66	0.05	Johnson & Morgan (1953)
HD136202	Johnson	U	5.66	0.05	Johnson (1953)
HD136202	Johnson	U	5.73	0.05	Hogg (1958)
HD136202	Johnson	U	5.66	0.05	Cousins & Stoy (1962)
HD136202	Johnson	U	5.64	0.05	Cousins (1964a)
HD136202	Johnson	U	5.66	0.05	Johnson et al. (1966b)
HD136202	Johnson	U	5.66	0.05	Johnson et al. (1966b)
HD136202	Johnson	U	5.64	0.05	Pfleiderer et al. (1966)
HD136202	Johnson	U	5.67	0.05	Cowley et al. (1967)
HD136202	Johnson	U	5.65	0.05	Cousins (1984)
HD136202	Johnson	U	5.64	0.05	Kozok (1985)
HD136202	Johnson	U	5.66	0.05	Mermilliod (1986)
HD136202	DDO	m38	6.01	0.05	McClure (1976)
HD136202	DDO	m41	6.84	0.05	McClure (1976)
HD136202	DDO	m42	6.80	0.05	McClure (1976)
HD136202	WBVR	B	5.60	0.05	Kornilov et al. (1991)
HD136202	Johnson	B	5.60	0.05	Johnson & Morgan (1953)
HD136202	Johnson	B	5.60	0.05	Johnson (1953)
HD136202	Johnson	B	5.64	0.05	Hogg (1958)
HD136202	Johnson	B	5.60	0.05	Cousins & Stoy (1962)
HD136202	Johnson	B	5.59	0.05	Cousins (1964a)
HD136202	Johnson	B	5.57	0.05	Häggkvist & Oja (1966)
HD136202	Johnson	B	5.60	0.05	Johnson et al. (1966b)
HD136202	Johnson	B	5.60	0.05	Johnson et al. (1966b)
HD136202	Johnson	B	5.63	0.05	Pfleiderer et al. (1966)
HD136202	Johnson	B	5.58	0.05	Cowley et al. (1967)
HD136202	Johnson	B	5.59	0.05	Cousins (1984)
HD136202	Johnson	B	5.59	0.05	Kozok (1985)
HD136202	Johnson	B	5.60	0.05	Mermilliod (1986)
HD136202	DDO	m45	6.25	0.05	McClure (1976)
HD136202	DDO	m48	5.27	0.05	McClure (1976)
HD136202	WBVR	V	5.05	0.05	Kornilov et al. (1991)
HD136202	Johnson	V	5.06	0.05	Johnson & Morgan (1953)
HD136202	Johnson	V	5.06	0.05	Johnson (1953)
HD136202	Johnson	V	5.08	0.05	Hogg (1958)
HD136202	Johnson	V	5.06	0.05	Cousins & Stoy (1962)
HD136202	Johnson	V	5.05	0.05	Cousins (1964a)
HD136202	Johnson	V	5.04	0.05	Häggkvist & Oja (1966)
HD136202	Johnson	V	5.06	0.05	Johnson et al. (1966b)
HD136202	Johnson	V	5.06	0.05	Johnson et al. (1966b)
HD136202	Johnson	V	5.04	0.05	Pfleiderer et al. (1966)
HD136202	Johnson	V	5.05	0.05	Cowley et al. (1967)
HD136202	Johnson	V	5.05	0.05	Cousins (1984)
HD136202	Johnson	V	5.05	0.05	Kozok (1985)
HD136202	Johnson	V	5.06	0.05	Mermilliod (1986)
HD136202	WBVR	R	4.60	0.05	Kornilov et al. (1991)
HD136202	Johnson	R	4.65	0.05	Johnson et al. (1966b)
HD136202	Johnson	I	4.38	0.05	Johnson et al. (1966b)
HD136202	2Mass	J	4.34	0.31	Cutri et al. (2003)
HD136202	1280	256	4.04	0.05	Alonso et al. (1998)
HD136202	1650	330	3.80	0.05	Alonso et al. (1998)
HD136202	2Mass	H	3.95	0.28	Cutri et al. (2003)
HD136202	2Mass	Ks	4.01	0.28	Cutri et al. (2003)
HD136202	2190	438	3.75	0.05	Alonso et al. (1998)
HD136202	12000	2000	1.39	0.14	Beichman et al. (1988)
HD136202	25000	8000	0.29	0.03	Beichman et al. (1988)

TABLE 4 — CONTINUED

Star ID	System / Wavelength	Bandpass / Bandwidth	Value	Error	Reference
HD140538	Vilnius	U	8.46	0.05	Kakaras et al. (1968)
HD140538	WBVR	W	6.59	0.05	Kornilov et al. (1991)
HD140538	Johnson	U	6.78	0.05	Argue (1963)
HD140538	Johnson	U	6.79	0.05	Cousins (1964a)
HD140538	Johnson	U	6.75	0.05	Mermilliod (1986)
HD140538	Vilnius	P	8.01	0.05	Kakaras et al. (1968)
HD140538	DDO	m38	7.16	0.05	McClure (1976)
HD140538	Vilnius	X	7.34	0.05	Kakaras et al. (1968)
HD140538	DDO	m41	7.85	0.05	McClure (1976)
HD140538	Oja	m41	7.36	0.05	Häggkvist & Oja (1970)
HD140538	DDO	m42	7.85	0.05	McClure (1976)
HD140538	Oja	m42	7.40	0.05	Häggkvist & Oja (1970)
HD140538	WBVR	B	6.56	0.05	Kornilov et al. (1991)
HD140538	Johnson	B	6.57	0.05	Argue (1963)
HD140538	Johnson	B	6.58	0.05	Sjögren (1964)
HD140538	Johnson	B	6.55	0.05	Cousins (1964a)
HD140538	Johnson	B	6.52	0.05	Mermilliod (1986)
HD140538	Oja	m45	6.32	0.05	Häggkvist & Oja (1970)
HD140538	DDO	m45	7.16	0.05	McClure (1976)
HD140538	Vilnius	Y	6.45	0.05	Kakaras et al. (1968)
HD140538	DDO	m48	6.13	0.05	McClure (1976)
HD140538	Vilnius	Z	6.09	0.05	Kakaras et al. (1968)
HD140538	WBVR	V	5.87	0.05	Kornilov et al. (1991)
HD140538	Vilnius	V	5.87	0.05	Kakaras et al. (1968)
HD140538	Johnson	V	5.88	0.05	Argue (1963)
HD140538	Johnson	V	5.87	0.05	Sjögren (1964)
HD140538	Johnson	V	5.87	0.05	Cousins (1964a)
HD140538	Johnson	V	5.84	0.05	Mermilliod (1986)
HD140538	Vilnius	S	5.29	0.05	Kakaras et al. (1968)
HD140538	WBVR	R	5.32	0.05	Kornilov et al. (1991)
HD140538	2Mass	J	4.59	0.35	Cutri et al. (2003)
HD140538	2Mass	H	4.05	0.35	Cutri et al. (2003)
HD140538	2Mass	Ks	4.30	0.03	Cutri et al. (2003)
HD140538	12000	2000	0.86	0.09	Beichman et al. (1988)
HD141795	13color	m33	3.96	0.05	Johnson & Mitchell (1975)
HD141795	Vilnius	U	5.91	0.05	Kakaras et al. (1968)
HD141795	13color	m35	3.91	0.05	Johnson & Mitchell (1975)
HD141795	WBVR	W	3.95	0.05	Kornilov et al. (1991)
HD141795	Johnson	U	3.98	0.05	Cousins (1964a)
HD141795	Johnson	U	3.95	0.05	Johnson et al. (1966b)
HD141795	Johnson	U	3.95	0.05	Johnson et al. (1966b)
HD141795	Johnson	U	4.03	0.05	Gutierrez-Moreno & et al. (1966)
HD141795	Johnson	U	3.95	0.05	Feinstein (1974)
HD141795	Johnson	U	3.95	0.05	Feinstein (1974)
HD141795	Johnson	U	3.96	0.05	Mermilliod (1986)
HD141795	Vilnius	P	5.27	0.05	Kakaras et al. (1968)
HD141795	13color	m37	3.98	0.05	Johnson & Mitchell (1975)
HD141795	13color	m40	3.96	0.05	Johnson & Mitchell (1975)
HD141795	Vilnius	X	4.41	0.05	Kakaras et al. (1968)
HD141795	WBVR	B	3.85	0.05	Kornilov et al. (1991)
HD141795	Johnson	B	3.87	0.05	Cousins (1964a)
HD141795	Johnson	B	3.84	0.05	Häggkvist & Oja (1966)
HD141795	Johnson	B	3.86	0.05	Johnson et al. (1966b)
HD141795	Johnson	B	3.86	0.05	Johnson et al. (1966b)
HD141795	Johnson	B	3.86	0.05	Gutierrez-Moreno & et al. (1966)
HD141795	Johnson	B	3.83	0.05	Feinstein (1974)
HD141795	Johnson	B	3.83	0.05	Feinstein (1974)
HD141795	Johnson	B	3.87	0.05	Mermilliod (1986)
HD141795	13color	m45	3.80	0.05	Johnson & Mitchell (1975)
HD141795	Vilnius	Y	3.94	0.05	Kakaras et al. (1968)
HD141795	Vilnius	Z	3.78	0.05	Kakaras et al. (1968)
HD141795	13color	m52	3.76	0.05	Johnson & Mitchell (1975)
HD141795	WBVR	V	3.71	0.05	Kornilov et al. (1991)
HD141795	Vilnius	V	3.73	0.05	Kakaras et al. (1968)
HD141795	Johnson	V	3.72	0.05	Cousins (1964a)
HD141795	Johnson	V	3.69	0.05	Häggkvist & Oja (1966)
HD141795	Johnson	V	3.70	0.05	Johnson et al. (1966b)
HD141795	Johnson	V	3.70	0.05	Johnson et al. (1966b)
HD141795	Johnson	V	3.71	0.05	Gutierrez-Moreno & et al. (1966)
HD141795	Johnson	V	3.69	0.05	Feinstein (1974)
HD141795	Johnson	V	3.69	0.05	Feinstein (1974)
HD141795	Johnson	V	3.72	0.05	Mermilliod (1986)
HD141795	13color	m58	3.68	0.05	Johnson & Mitchell (1975)
HD141795	13color	m63	3.64	0.05	Johnson & Mitchell (1975)
HD141795	Vilnius	S	3.54	0.05	Kakaras et al. (1968)

TABLE 4 — CONTINUED

Star ID	System / Wavelength	Bandpass / Bandwidth	Value	Error	Reference
HD141795	WBVR	R	3.62	0.05	Kornilov et al. (1991)
HD141795	Johnson	R	3.62	0.05	Johnson et al. (1966b)
HD141795	Johnson	R	3.54	0.05	Feinstein (1974)
HD141795	13color	m72	3.66	0.05	Johnson & Mitchell (1975)
HD141795	13color	m80	3.63	0.05	Johnson & Mitchell (1975)
HD141795	13color	m86	3.63	0.05	Johnson & Mitchell (1975)
HD141795	Johnson	I	3.57	0.05	Johnson et al. (1966b)
HD141795	Johnson	I	3.47	0.05	Feinstein (1974)
HD141795	13color	m99	3.60	0.05	Johnson & Mitchell (1975)
HD141795	13color	m110	3.57	0.05	Johnson & Mitchell (1975)
HD141795	2Mass	J	3.56	0.26	Cutri et al. (2003)
HD141795	2Mass	H	3.44	0.23	Cutri et al. (2003)
HD141795	2Mass	Ks	3.43	0.27	Cutri et al. (2003)
HD141795	12000	2000	1.76	0.18	Beichman et al. (1988)
HD141795	25000	8000	0.50	0.05	Beichman et al. (1988)
HD142860	13color	m33	4.16	0.05	Johnson & Mitchell (1975)
HD142860	Vilnius	U	6.05	0.05	Kakaras et al. (1968)
HD142860	DDO	m35	5.60	0.05	McClure (1976)
HD142860	13color	m35	4.08	0.05	Johnson & Mitchell (1975)
HD142860	WBVR	W	4.16	0.05	Kornilov et al. (1991)
HD142860	Johnson	U	4.31	0.05	Johnson & Morgan (1953)
HD142860	Johnson	U	4.30	0.05	Johnson & Harris (1954)
HD142860	Johnson	U	4.35	0.05	Hogg (1958)
HD142860	Johnson	U	4.31	0.05	Johnson et al. (1966b)
HD142860	Johnson	U	4.31	0.05	Johnson et al. (1966b)
HD142860	Johnson	U	4.31	0.05	Gutierrez-Moreno & et al. (1966)
HD142860	Johnson	U	4.22	0.05	van den Bergh (1967)
HD142860	Johnson	U	4.30	0.05	Cowley et al. (1967)
HD142860	Johnson	U	4.29	0.05	Pirola (1976)
HD142860	Johnson	U	4.30	0.05	Mermilliod (1986)
HD142860	Vilnius	P	5.57	0.05	Kakaras et al. (1968)
HD142860	13color	m37	4.26	0.05	Johnson & Mitchell (1975)
HD142860	DDO	m38	4.64	0.05	McClure (1976)
HD142860	13color	m40	4.48	0.05	Johnson & Mitchell (1975)
HD142860	Vilnius	X	5.01	0.05	Kakaras et al. (1968)
HD142860	DDO	m41	5.55	0.05	McClure (1976)
HD142860	DDO	m42	5.51	0.05	McClure (1976)
HD142860	WBVR	B	4.33	0.05	Kornilov et al. (1991)
HD142860	Johnson	B	4.33	0.05	Johnson & Morgan (1953)
HD142860	Johnson	B	4.33	0.05	Johnson & Harris (1954)
HD142860	Johnson	B	4.25	0.05	Niconov et al. (1957)
HD142860	Johnson	B	4.33	0.05	Arp (1958)
HD142860	Johnson	B	4.32	0.05	Hogg (1958)
HD142860	Johnson	B	4.33	0.05	Sadler (1961)
HD142860	Johnson	B	4.30	0.05	Oja (1963)
HD142860	Johnson	B	4.32	0.05	Sjögren (1964)
HD142860	Johnson	B	4.34	0.05	Johnson et al. (1966b)
HD142860	Johnson	B	4.34	0.05	Johnson et al. (1966b)
HD142860	Johnson	B	4.32	0.05	Gutierrez-Moreno & et al. (1966)
HD142860	Johnson	B	4.25	0.05	van den Bergh (1967)
HD142860	Johnson	B	4.33	0.05	Cowley et al. (1967)
HD142860	Johnson	B	4.32	0.05	Pirola (1976)
HD142860	Johnson	B	4.33	0.05	Mermilliod (1986)
HD142860	DDO	m45	5.01	0.05	McClure (1976)
HD142860	13color	m45	4.20	0.05	Johnson & Mitchell (1975)
HD142860	Vilnius	Y	4.34	0.05	Kakaras et al. (1968)
HD142860	DDO	m48	4.05	0.05	McClure (1976)
HD142860	Vilnius	Z	4.03	0.05	Kakaras et al. (1968)
HD142860	13color	m52	3.97	0.05	Johnson & Mitchell (1975)
HD142860	WBVR	V	3.85	0.05	Kornilov et al. (1991)
HD142860	Vilnius	V	3.86	0.05	Kakaras et al. (1968)
HD142860	Johnson	V	3.85	0.05	Johnson & Morgan (1953)
HD142860	Johnson	V	3.85	0.05	Johnson & Harris (1954)
HD142860	Johnson	V	3.79	0.05	Niconov et al. (1957)
HD142860	Johnson	V	3.85	0.05	Arp (1958)
HD142860	Johnson	V	3.83	0.05	Hogg (1958)
HD142860	Johnson	V	3.85	0.05	Sadler (1961)
HD142860	Johnson	V	3.82	0.05	Oja (1963)
HD142860	Johnson	V	3.85	0.05	Sjögren (1964)
HD142860	Johnson	V	3.86	0.05	Johnson et al. (1966b)
HD142860	Johnson	V	3.86	0.05	Johnson et al. (1966b)
HD142860	Johnson	V	3.83	0.05	Gutierrez-Moreno & et al. (1966)
HD142860	Johnson	V	3.78	0.05	van den Bergh (1967)
HD142860	Johnson	V	3.85	0.05	Cowley et al. (1967)
HD142860	Johnson	V	3.85	0.05	Pirola (1976)

TABLE 4 — CONTINUED

Star ID	System / Wavelength	Bandpass / Bandwidth	Value	Error	Reference
HD142860	Johnson	V	3.85	0.05	Mermilliod (1986)
HD142860	13color	m58	3.71	0.05	Johnson & Mitchell (1975)
HD142860	13color	m63	3.53	0.05	Johnson & Mitchell (1975)
HD142860	Vilnius	S	3.39	0.05	Kakaras et al. (1968)
HD142860	WBVR	R	3.43	0.05	Kornilov et al. (1991)
HD142860	Johnson	R	3.37	0.05	Johnson et al. (1966b)
HD142860	13color	m72	3.37	0.05	Johnson & Mitchell (1975)
HD142860	13color	m80	3.24	0.05	Johnson & Mitchell (1975)
HD142860	13color	m86	3.20	0.05	Johnson & Mitchell (1975)
HD142860	Johnson	I	3.13	0.05	Johnson et al. (1966b)
HD142860	13color	m99	3.16	0.05	Johnson & Mitchell (1975)
HD142860	13color	m110	3.11	0.05	Johnson & Mitchell (1975)
HD142860	1230	246	2.93	0.05	Blackwell et al. (1979b)
HD142860	Johnson	J	2.94	0.05	Johnson et al. (1966b)
HD142860	1250	250	2.94	0.05	Johnson et al. (1966b)
HD142860	1250	250	2.94	0.05	Johnson et al. (1968)
HD142860	1250	250	2.88	0.05	Aumann & Probst (1991)
HD142860	2Mass	J	3.15	0.24	Cutri et al. (2003)
HD142860	1650	330	2.64	0.05	Blackwell et al. (1979b)
HD142860	1650	330	2.65	0.05	Aumann & Probst (1991)
HD142860	2Mass	H	2.88	0.22	Cutri et al. (2003)
HD142860	2Mass	Ks	2.70	0.31	Cutri et al. (2003)
HD142860	Johnson	K	2.66	0.05	Johnson et al. (1966b)
HD142860	2200	440	2.66	0.05	Johnson et al. (1966b)
HD142860	2200	440	2.66	0.05	Johnson et al. (1968)
HD142860	2200	440	2.65	0.05	Blackwell et al. (1979b)
HD142860	2200	440	2.62	0.05	Aumann & Probst (1991)
HD142860	3400	680	2.61	0.05	Aumann & Probst (1991)
HD142860	3500	700	2.63	0.05	Blackwell et al. (1979b)
HD142860	12000	2000	3.85	0.39	Beichman et al. (1988)
HD142860	25000	8000	0.85	0.09	Beichman et al. (1988)
HD142860	60000	12000	0.41	0.04	Beichman et al. (1988)
HD146233	Vilnius	U	7.99	0.05	Kakaras et al. (1968)
HD146233	DDO	m35	7.59	0.05	McClure (1976)
HD146233	WBVR	W	6.12	0.05	Kornilov et al. (1991)
HD146233	Johnson	U	6.29	0.05	Johnson & Knuckles (1957)
HD146233	Johnson	U	6.31	0.05	Cousins (1963b)
HD146233	Johnson	U	6.31	0.05	Johnson et al. (1966b)
HD146233	Johnson	U	6.36	0.05	Cowley et al. (1967)
HD146233	Johnson	U	6.42	0.05	Fernie (1969)
HD146233	Johnson	U	6.30	0.05	Fernie et al. (1971)
HD146233	Johnson	U	6.33	0.05	Mermilliod (1986)
HD146233	Vilnius	P	7.55	0.05	Kakaras et al. (1968)
HD146233	DDO	m38	6.68	0.05	McClure (1976)
HD146233	DDO	m38	6.69	0.05	McClure (1976)
HD146233	Vilnius	X	6.91	0.05	Kakaras et al. (1968)
HD146233	DDO	m41	7.41	0.05	McClure (1976)
HD146233	DDO	m41	7.44	0.05	McClure (1976)
HD146233	Oja	m41	6.95	0.05	Häggkvist & Oja (1970)
HD146233	DDO	m42	7.41	0.05	McClure (1976)
HD146233	DDO	m42	7.42	0.05	McClure (1976)
HD146233	Oja	m42	6.98	0.05	Häggkvist & Oja (1970)
HD146233	WBVR	B	6.15	0.05	Kornilov et al. (1991)
HD146233	Johnson	B	6.14	0.05	Johnson & Knuckles (1957)
HD146233	Johnson	B	6.17	0.05	Niconov et al. (1957)
HD146233	Johnson	B	6.17	0.05	Irwin (1961)
HD146233	Johnson	B	6.14	0.05	Lake (1962)
HD146233	Johnson	B	6.13	0.05	Cousins (1963b)
HD146233	Johnson	B	6.14	0.05	Johnson et al. (1966b)
HD146233	Johnson	B	6.17	0.05	Cowley et al. (1967)
HD146233	Johnson	B	0.77	0.05	Imagawa (1967)
HD146233	Johnson	B	6.23	0.05	Fernie (1969)
HD146233	Johnson	B	6.14	0.05	Fernie et al. (1971)
HD146233	Johnson	B	6.15	0.05	Mermilliod (1986)
HD146233	Oja	m45	5.93	0.05	Häggkvist & Oja (1970)
HD146233	DDO	m45	6.76	0.05	McClure (1976)
HD146233	DDO	m45	6.77	0.05	McClure (1976)
HD146233	Vilnius	Y	6.07	0.05	Kakaras et al. (1968)
HD146233	DDO	m48	5.73	0.05	McClure (1976)
HD146233	DDO	m48	5.75	0.05	McClure (1976)
HD146233	Vilnius	Z	5.72	0.05	Kakaras et al. (1968)
HD146233	WBVR	V	5.50	0.05	Kornilov et al. (1991)
HD146233	Vilnius	V	5.50	0.05	Kakaras et al. (1968)
HD146233	Johnson	V	5.49	0.05	Johnson & Knuckles (1957)
HD146233	Johnson	V	5.52	0.05	Niconov et al. (1957)

TABLE 4 — CONTINUED

Star ID	System / Wavelength	Bandpass / Bandwidth	Value	Error	Reference
HD146233	Johnson	V	5.52	0.05	Irwin (1961)
HD146233	Johnson	V	5.50	0.05	Lake (1962)
HD146233	Johnson	V	5.48	0.05	Cousins (1963b)
HD146233	Johnson	V	5.49	0.05	Johnson et al. (1966b)
HD146233	Johnson	V	5.50	0.05	Cowley et al. (1967)
HD146233	Johnson	V	0.66	0.05	Imagawa (1967)
HD146233	Johnson	V	5.56	0.05	Fernie (1969)
HD146233	Johnson	V	5.49	0.05	Fernie et al. (1971)
HD146233	Johnson	V	5.51	0.05	Mermilliod (1986)
HD146233	Vilnius	S	4.96	0.05	Kakaras et al. (1968)
HD146233	WBVR	R	4.98	0.05	Kornilov et al. (1991)
HD146233	2Mass	J	4.67	0.26	Cutri et al. (2003)
HD146233	2Mass	H	4.16	0.18	Cutri et al. (2003)
HD146233	2Mass	Ks	4.19	0.29	Cutri et al. (2003)
HD146233	12000	2000	1.07	0.11	Beichman et al. (1988)
HD150680	13color	m33	3.49	0.05	Johnson & Mitchell (1975)
HD150680	13color	m35	3.39	0.05	Johnson & Mitchell (1975)
HD150680	WBVR	W	3.50	0.05	Kornilov et al. (1991)
HD150680	Johnson	U	3.67	0.05	Johnson & Morgan (1953)
HD150680	Johnson	U	3.67	0.05	Johnson (1964)
HD150680	Johnson	U	3.67	0.05	Johnson et al. (1966b)
HD150680	Johnson	U	3.67	0.05	Johnson et al. (1966b)
HD150680	Johnson	U	3.68	0.05	Cowley et al. (1967)
HD150680	Johnson	U	3.67	0.05	Nicolet (1978)
HD150680	Johnson	U	3.67	0.05	Rakos et al. (1982)
HD150680	Johnson	U	3.64	0.05	Oja (1985a)
HD150680	Johnson	U	3.67	0.05	Mermilliod (1986)
HD150680	13color	m37	3.57	0.05	Johnson & Mitchell (1975)
HD150680	13color	m40	3.70	0.05	Johnson & Mitchell (1975)
HD150680	Oja	m41	4.25	0.05	Häggkvist & Oja (1970)
HD150680	Oja	m42	4.28	0.05	Häggkvist & Oja (1970)
HD150680	WBVR	B	3.47	0.05	Kornilov et al. (1991)
HD150680	Johnson	B	3.46	0.05	Johnson & Morgan (1953)
HD150680	Johnson	B	3.44	0.05	Niconov et al. (1957)
HD150680	Johnson	B	3.44	0.05	Oja (1963)
HD150680	Johnson	B	3.46	0.05	Johnson (1964)
HD150680	Johnson	B	3.44	0.05	Häggkvist & Oja (1966)
HD150680	Johnson	B	3.46	0.05	Johnson et al. (1966b)
HD150680	Johnson	B	3.46	0.05	Johnson et al. (1966b)
HD150680	Johnson	B	3.46	0.05	Cowley et al. (1967)
HD150680	Johnson	B	3.41	0.05	Imagawa (1967)
HD150680	Johnson	B	3.46	0.05	Nicolet (1978)
HD150680	Johnson	B	3.41	0.05	Rakos et al. (1982)
HD150680	Johnson	B	3.43	0.05	Oja (1985a)
HD150680	Johnson	B	3.46	0.05	Mermilliod (1986)
HD150680	Oja	m45	3.24	0.05	Häggkvist & Oja (1970)
HD150680	13color	m45	3.23	0.05	Johnson & Mitchell (1975)
HD150680	13color	m52	2.94	0.05	Johnson & Mitchell (1975)
HD150680	WBVR	V	2.81	0.05	Kornilov et al. (1991)
HD150680	Johnson	V	2.82	0.05	Johnson & Morgan (1953)
HD150680	Johnson	V	2.80	0.05	Niconov et al. (1957)
HD150680	Johnson	V	2.79	0.05	Oja (1963)
HD150680	Johnson	V	2.82	0.05	Johnson (1964)
HD150680	Johnson	V	2.80	0.05	Häggkvist & Oja (1966)
HD150680	Johnson	V	2.81	0.05	Johnson et al. (1966b)
HD150680	Johnson	V	2.81	0.05	Johnson et al. (1966b)
HD150680	Johnson	V	2.82	0.05	Cowley et al. (1967)
HD150680	Johnson	V	2.78	0.05	Imagawa (1967)
HD150680	Johnson	V	2.81	0.05	Nicolet (1978)
HD150680	Johnson	V	2.84	0.05	Rakos et al. (1982)
HD150680	Johnson	V	2.80	0.05	Oja (1985a)
HD150680	Johnson	V	2.81	0.05	Mermilliod (1986)
HD150680	13color	m58	2.60	0.05	Johnson & Mitchell (1975)
HD150680	13color	m63	2.40	0.05	Johnson & Mitchell (1975)
HD150680	WBVR	R	2.30	0.05	Kornilov et al. (1991)
HD150680	Johnson	R	2.30	0.05	Johnson et al. (1966b)
HD150680	13color	m72	2.24	0.05	Johnson & Mitchell (1975)
HD150680	13color	m80	2.08	0.05	Johnson & Mitchell (1975)
HD150680	13color	m86	2.02	0.05	Johnson & Mitchell (1975)
HD150680	Johnson	I	1.98	0.05	Johnson et al. (1966b)
HD150680	13color	m99	1.94	0.05	Johnson & Mitchell (1975)
HD150680	13color	m110	1.85	0.05	Johnson & Mitchell (1975)
HD150680	Johnson	J	1.70	0.05	Johnson et al. (1966b)
HD150680	1250	250	1.70	0.05	Johnson et al. (1966b)
HD150680	1250	250	1.70	0.05	Arribas & Martinez Roger (1989a)

TABLE 4 — CONTINUED

Star ID	System / Wavelength	Bandpass / Bandwidth	Value	Error	Reference
HD150680	2Mass	J	1.50	0.30	Cutri et al. (2003)
HD150680	1260	252	1.68	0.05	Campins et al. (1985)
HD150680	1600	320	1.34	0.05	Campins et al. (1985)
HD150680	1650	330	1.34	0.05	Arribas & Martinez Roger (1989a)
HD150680	2Mass	H	1.19	0.19	Cutri et al. (2003)
HD150680	2Mass	Ks	1.28	0.21	Cutri et al. (2003)
HD150680	Johnson	K	1.30	0.05	Johnson et al. (1966b)
HD150680	2200	440	1.30	0.05	Johnson et al. (1966b)
HD150680	Johnson	K	1.27	0.04	Neugebauer & Leighton (1969b)
HD150680	2200	440	1.28	0.05	Arribas & Martinez Roger (1989a)
HD150680	2220	444	1.32	0.05	Campins et al. (1985)
HD150680	Johnson	L	1.14	0.05	Johnson et al. (1966b)
HD150680	3400	680	1.14	0.05	Johnson et al. (1966b)
HD150680	3400	680	1.22	0.05	Arribas & Martinez Roger (1989a)
HD150680	25000	8000	3.18	0.32	Beichman et al. (1988)
HD150680	60000	12000	0.54	0.05	Beichman et al. (1988)
HD157214	Vilnius	U	7.78	0.05	Kakaras et al. (1968)
HD157214	DDO	m35	7.35	0.05	McClure (1976)
HD157214	WBVR	W	5.91	0.05	Kornilov et al. (1991)
HD157214	Johnson	U	6.08	0.05	Johnson & Morgan (1953)
HD157214	Johnson	U	6.10	0.05	Alcaino (1965)
HD157214	Johnson	U	6.08	0.05	Johnson et al. (1966b)
HD157214	Johnson	U	6.09	0.05	Argue (1966)
HD157214	Johnson	U	6.11	0.05	Cowley et al. (1967)
HD157214	Johnson	U	6.07	0.05	Imagawa (1967)
HD157214	Johnson	U	6.06	0.05	Carney & Aaronson (1979)
HD157214	Johnson	U	6.06	0.05	Carney (1979)
HD157214	Johnson	U	6.08	0.05	Mermilliod (1986)
HD157214	Vilnius	P	7.33	0.05	Kakaras et al. (1968)
HD157214	Vilnius	P	7.34	0.05	Kakaras et al. (1968)
HD157214	DDO	m38	6.46	0.05	McClure (1976)
HD157214	Vilnius	X	6.72	0.05	Kakaras et al. (1968)
HD157214	DDO	m41	7.27	0.05	McClure (1976)
HD157214	Oja	m41	6.83	0.05	Häggkvist & Oja (1970)
HD157214	DDO	m42	7.27	0.05	McClure (1976)
HD157214	Oja	m42	6.88	0.05	Häggkvist & Oja (1970)
HD157214	WBVR	B	6.02	0.05	Kornilov et al. (1991)
HD157214	Johnson	B	6.01	0.05	Johnson & Morgan (1953)
HD157214	Johnson	B	6.04	0.05	Niconov et al. (1957)
HD157214	Johnson	B	6.00	0.05	Nikrasova et al. (1962)
HD157214	Johnson	B	6.01	0.05	Oja (1963)
HD157214	Johnson	B	6.01	0.05	Sjögren (1964)
HD157214	Johnson	B	6.06	0.05	Alcaino (1965)
HD157214	Johnson	B	6.01	0.05	Johnson et al. (1966b)
HD157214	Johnson	B	6.01	0.05	Argue (1966)
HD157214	Johnson	B	6.01	0.05	Cowley et al. (1967)
HD157214	Johnson	B	6.01	0.05	Imagawa (1967)
HD157214	Johnson	B	6.00	0.05	Carney & Aaronson (1979)
HD157214	Johnson	B	6.00	0.05	Carney (1979)
HD157214	Johnson	B	6.02	0.05	Mermilliod (1986)
HD157214	Oja	m45	5.86	0.05	Häggkvist & Oja (1970)
HD157214	DDO	m45	6.65	0.05	McClure (1976)
HD157214	Vilnius	Y	5.92	0.05	Kakaras et al. (1968)
HD157214	Vilnius	Y	5.93	0.05	Kakaras et al. (1968)
HD157214	DDO	m48	5.62	0.05	McClure (1976)
HD157214	Vilnius	Z	5.58	0.05	Kakaras et al. (1968)
HD157214	Vilnius	Z	5.59	0.05	Kakaras et al. (1968)
HD157214	WBVR	V	5.39	0.05	Kornilov et al. (1991)
HD157214	Vilnius	V	5.36	0.05	Kakaras et al. (1968)
HD157214	Vilnius	V	5.38	0.05	Kakaras et al. (1968)
HD157214	Johnson	V	5.39	0.05	Johnson & Morgan (1953)
HD157214	Johnson	V	5.42	0.05	Niconov et al. (1957)
HD157214	Johnson	V	5.39	0.05	Nikrasova et al. (1962)
HD157214	Johnson	V	5.39	0.05	Oja (1963)
HD157214	Johnson	V	5.39	0.05	Sjögren (1964)
HD157214	Johnson	V	5.45	0.05	Alcaino (1965)
HD157214	Johnson	V	5.39	0.05	Johnson et al. (1966b)
HD157214	Johnson	V	5.39	0.05	Argue (1966)
HD157214	Johnson	V	5.39	0.05	Cowley et al. (1967)
HD157214	Johnson	V	5.39	0.05	Imagawa (1967)
HD157214	Johnson	V	5.38	0.05	Carney & Aaronson (1979)
HD157214	Johnson	V	5.38	0.05	Carney (1979)
HD157214	Johnson	V	5.40	0.05	Mermilliod (1986)
HD157214	Vilnius	S	4.81	0.05	Kakaras et al. (1968)
HD157214	Vilnius	S	4.82	0.05	Kakaras et al. (1968)

TABLE 4 — CONTINUED

Star ID	System / Wavelength	Bandpass / Bandwidth	Value	Error	Reference
HD157214	WBVR	R	4.87	0.05	Kornilov et al. (1991)
HD157214	12000	2000	1.26	0.13	Beichman et al. (1988)
HD157214	25000	8000	0.32	0.03	Beichman et al. (1988)
HD158633	Vilnius	U	9.17	0.05	Kakaras et al. (1968)
HD158633	WBVR	W	7.30	0.05	Kornilov et al. (1991)
HD158633	Johnson	U	7.48	0.05	Johnson & Knuckles (1957)
HD158633	Johnson	U	7.48	0.05	Johnson et al. (1966b)
HD158633	Johnson	U	7.46	0.05	Cowley et al. (1967)
HD158633	Vilnius	P	8.76	0.05	Kakaras et al. (1968)
HD158633	Vilnius	X	8.04	0.05	Kakaras et al. (1968)
HD158633	WBVR	B	7.22	0.05	Kornilov et al. (1991)
HD158633	Johnson	B	7.19	0.05	Johnson & Knuckles (1957)
HD158633	Johnson	B	7.20	0.05	Niconov et al. (1957)
HD158633	Johnson	B	7.19	0.05	Johnson et al. (1966b)
HD158633	Johnson	B	7.15	0.05	Cowley et al. (1967)
HD158633	Vilnius	Y	7.06	0.05	Kakaras et al. (1968)
HD158633	Vilnius	Z	6.70	0.05	Kakaras et al. (1968)
HD158633	WBVR	V	6.45	0.05	Kornilov et al. (1991)
HD158633	Vilnius	V	6.44	0.05	Kakaras et al. (1968)
HD158633	Johnson	V	6.43	0.05	Johnson & Knuckles (1957)
HD158633	Johnson	V	6.44	0.05	Niconov et al. (1957)
HD158633	Johnson	V	6.43	0.05	Johnson et al. (1966b)
HD158633	Johnson	V	6.41	0.05	Cowley et al. (1967)
HD158633	Vilnius	S	5.81	0.05	Kakaras et al. (1968)
HD158633	WBVR	R	5.83	0.05	Kornilov et al. (1991)
HD158633	2Mass	J	4.97	0.23	Cutri et al. (2003)
HD158633	2Mass	H	4.64	0.03	Cutri et al. (2003)
HD158633	2Mass	Ks	4.52	0.01	Cutri et al. (2003)
HD161797	13color	m33	4.43	0.05	Johnson & Mitchell (1975)
HD161797	Vilnius	U	6.32	0.05	Kakaras et al. (1968)
HD161797	DDO	m35	5.83	0.05	McClure (1976)
HD161797	13color	m35	4.34	0.05	Johnson & Mitchell (1975)
HD161797	WBVR	W	4.39	0.05	Kornilov et al. (1991)
HD161797	Johnson	U	4.56	0.05	Johnson & Morgan (1953)
HD161797	Johnson	U	4.59	0.05	Sandage & Smith (1963)
HD161797	Johnson	U	4.54	0.05	Tolbert (1964)
HD161797	Johnson	U	4.57	0.05	Johnson (1964)
HD161797	Johnson	U	4.59	0.05	Alcaino (1965)
HD161797	Johnson	U	4.60	0.05	Alcaino (1965)
HD161797	Johnson	U	4.56	0.05	Eggen (1965)
HD161797	Johnson	U	4.57	0.05	Iriarte et al. (1965)
HD161797	Johnson	U	4.56	0.05	Johnson et al. (1966b)
HD161797	Johnson	U	4.56	0.05	Johnson et al. (1966b)
HD161797	Johnson	U	4.56	0.05	Argue (1966)
HD161797	Johnson	U	4.56	0.05	Cowley et al. (1967)
HD161797	Johnson	U	4.34	0.05	Jennens & Helfer (1975)
HD161797	Johnson	U	12.29	0.05	Nicolet (1978)
HD161797	Johnson	U	4.56	0.05	Nicolet (1978)
HD161797	Johnson	U	4.58	0.05	Mermilliod (1986)
HD161797	Vilnius	P	5.82	0.05	Kakaras et al. (1968)
HD161797	13color	m37	4.51	0.05	Johnson & Mitchell (1975)
HD161797	DDO	m38	4.88	0.05	McClure (1976)
HD161797	13color	m40	4.51	0.05	Johnson & Mitchell (1975)
HD161797	Vilnius	X	5.02	0.05	Kakaras et al. (1968)
HD161797	DDO	m41	5.53	0.05	McClure (1976)
HD161797	Oja	m41	5.10	0.05	Häggkvist & Oja (1970)
HD161797	DDO	m42	5.46	0.05	McClure (1976)
HD161797	Oja	m42	5.05	0.05	Häggkvist & Oja (1970)
HD161797	WBVR	B	4.18	0.05	Kornilov et al. (1991)
HD161797	Johnson	B	4.17	0.05	Johnson & Morgan (1953)
HD161797	Johnson	B	4.12	0.05	Niconov et al. (1957)
HD161797	Johnson	B	4.18	0.05	Sandage & Smith (1963)
HD161797	Johnson	B	4.19	0.05	Tolbert (1964)
HD161797	Johnson	B	4.15	0.05	Sjögren (1964)
HD161797	Johnson	B	4.17	0.05	Johnson (1964)
HD161797	Johnson	B	4.21	0.05	Alcaino (1965)
HD161797	Johnson	B	4.21	0.05	Alcaino (1965)
HD161797	Johnson	B	4.17	0.05	Eggen (1965)
HD161797	Johnson	B	4.17	0.05	Iriarte et al. (1965)
HD161797	Johnson	B	4.15	0.05	Häggkvist & Oja (1966)
HD161797	Johnson	B	4.17	0.05	Johnson et al. (1966b)
HD161797	Johnson	B	4.17	0.05	Johnson et al. (1966b)
HD161797	Johnson	B	4.17	0.05	Argue (1966)
HD161797	Johnson	B	4.16	0.05	Cowley et al. (1967)
HD161797	Johnson	B	4.08	0.05	Jennens & Helfer (1975)

TABLE 4 — CONTINUED

Star ID	System / Wavelength	Bandpass / Bandwidth	Value	Error	Reference
HD161797	Johnson	B	11.27	0.05	Nicolet (1978)
HD161797	Johnson	B	4.17	0.05	Nicolet (1978)
HD161797	Johnson	B	4.17	0.05	Moffett & Barnes (1979)
HD161797	Johnson	B	4.18	0.05	Mermilliod (1986)
HD161797	Oja	m45	3.92	0.05	Häggkvist & Oja (1970)
HD161797	DDO	m45	4.74	0.05	McClure (1976)
HD161797	13color	m45	3.94	0.05	Johnson & Mitchell (1975)
HD161797	Vilnius	Y	4.04	0.05	Kakaras et al. (1968)
HD161797	DDO	m48	3.68	0.05	McClure (1976)
HD161797	Vilnius	Z	3.67	0.05	Kakaras et al. (1968)
HD161797	13color	m52	3.61	0.05	Johnson & Mitchell (1975)
HD161797	WBVR	V	3.42	0.05	Kornilov et al. (1991)
HD161797	Vilnius	V	3.42	0.05	Kakaras et al. (1968)
HD161797	Johnson	V	3.42	0.05	Johnson & Morgan (1953)
HD161797	Johnson	V	3.35	0.05	Niconov et al. (1957)
HD161797	Johnson	V	0.82	0.05	Sharov (1958)
HD161797	Johnson	V	3.41	0.05	Sandage & Smith (1963)
HD161797	Johnson	V	3.42	0.05	Tolbert (1964)
HD161797	Johnson	V	3.40	0.05	Sjögren (1964)
HD161797	Johnson	V	3.42	0.05	Johnson (1964)
HD161797	Johnson	V	3.46	0.05	Alcaino (1965)
HD161797	Johnson	V	3.46	0.05	Alcaino (1965)
HD161797	Johnson	V	3.42	0.05	Eggen (1965)
HD161797	Johnson	V	3.42	0.05	Iriarte et al. (1965)
HD161797	Johnson	V	3.40	0.05	Häggkvist & Oja (1966)
HD161797	Johnson	V	3.42	0.05	Johnson et al. (1966b)
HD161797	Johnson	V	3.42	0.05	Johnson et al. (1966b)
HD161797	Johnson	V	3.41	0.05	Argue (1966)
HD161797	Johnson	V	3.42	0.05	Cowley et al. (1967)
HD161797	Johnson	V	3.36	0.05	Jennens & Helfer (1975)
HD161797	Johnson	V	3.42	0.05	Nicolet (1978)
HD161797	Johnson	V	9.77	0.05	Nicolet (1978)
HD161797	Johnson	V	3.42	0.05	Moffett & Barnes (1979)
HD161797	Johnson	V	3.42	0.05	Mermilliod (1986)
HD161797	13color	m58	3.25	0.05	Johnson & Mitchell (1975)
HD161797	13color	m63	3.02	0.05	Johnson & Mitchell (1975)
HD161797	Vilnius	S	2.80	0.05	Kakaras et al. (1968)
HD161797	WBVR	R	2.85	0.05	Kornilov et al. (1991)
HD161797	Johnson	R	2.89	0.05	Johnson et al. (1966b)
HD161797	13color	m72	2.85	0.05	Johnson & Mitchell (1975)
HD161797	13color	m80	2.66	0.05	Johnson & Mitchell (1975)
HD161797	13color	m86	2.61	0.05	Johnson & Mitchell (1975)
HD161797	Johnson	I	2.51	0.05	Johnson et al. (1966b)
HD161797	Johnson	I	2.84	0.04	Neugebauer & Leighton (1969b)
HD161797	13color	m99	2.52	0.05	Johnson & Mitchell (1975)
HD161797	13color	m110	2.42	0.05	Johnson & Mitchell (1975)
HD161797	1230	246	2.14	0.05	Blackwell et al. (1979b)
HD161797	1240	248	2.14	0.05	Selby et al. (1988)
HD161797	Johnson	J	2.18	0.05	Johnson et al. (1966b)
HD161797	1250	250	2.18	0.05	Johnson et al. (1966b)
HD161797	Johnson	J	2.13	0.05	Mendoza (1968)
HD161797	1250	250	2.14	0.05	Little-Marenin et al. (1986)
HD161797	1250	250	2.14	0.05	Blackwell et al. (1990a)
HD161797	2Mass	J	1.87	0.22	Cutri et al. (2003)
HD161797	1650	330	1.80	0.05	Blackwell et al. (1979b)
HD161797	1650	330	1.82	0.05	Little-Marenin et al. (1986)
HD161797	2Mass	H	1.56	0.18	Cutri et al. (2003)
HD161797	2Mass	Ks	1.51	0.20	Cutri et al. (2003)
HD161797	Johnson	K	1.77	0.05	Johnson et al. (1966b)
HD161797	2200	440	1.77	0.05	Johnson et al. (1966b)
HD161797	Johnson	K	1.74	0.05	Mendoza (1968)
HD161797	Johnson	K	1.70	0.04	Neugebauer & Leighton (1969b)
HD161797	2200	440	1.75	0.05	Blackwell et al. (1979b)
HD161797	2200	440	1.75	0.05	Little-Marenin et al. (1986)
HD161797	2200	440	1.74	0.05	Selby et al. (1988)
HD161797	2210	442	1.74	0.05	Blackwell et al. (1990a)
HD161797	Johnson	L	1.70	0.05	Mendoza (1968)
HD161797	3400	680	1.76	0.05	Little-Marenin et al. (1986)
HD161797	3500	700	1.71	0.05	Blackwell et al. (1979b)
HD161797	12000	2000	8.66	0.87	Beichman et al. (1988)
HD161797	25000	8000	2.03	0.20	Beichman et al. (1988)
HD161797	60000	12000	0.30	0.03	Beichman et al. (1988)
HD162003	13color	m33	4.90	0.05	Johnson & Mitchell (1975)
HD162003	Vilnius	U	6.75	0.05	Kakaras et al. (1968)
HD162003	13color	m35	4.84	0.05	Johnson & Mitchell (1975)

TABLE 4 — CONTINUED

Star ID	System / Wavelength	Bandpass / Bandwidth	Value	Error	Reference
HD162003	WBVR	W	4.89	0.05	Kornilov et al. (1991)
HD162003	Johnson	U	5.02	0.05	Tolbert (1964)
HD162003	Johnson	U	5.02	0.05	Johnson et al. (1966b)
HD162003	Johnson	U	5.02	0.05	Johnson et al. (1966b)
HD162003	Johnson	U	5.08	0.05	Mermilliod (1986)
HD162003	Vilnius	P	6.22	0.05	Kakaras et al. (1968)
HD162003	13color	m37	4.98	0.05	Johnson & Mitchell (1975)
HD162003	13color	m40	5.16	0.05	Johnson & Mitchell (1975)
HD162003	Vilnius	X	5.62	0.05	Kakaras et al. (1968)
HD162003	WBVR	B	5.02	0.05	Kornilov et al. (1991)
HD162003	Johnson	B	5.03	0.05	Tolbert (1964)
HD162003	Johnson	B	4.94	0.05	Sjögren (1964)
HD162003	Johnson	B	5.01	0.05	Johnson et al. (1966b)
HD162003	Johnson	B	5.01	0.05	Johnson et al. (1966b)
HD162003	Johnson	B	5.06	0.05	Mermilliod (1986)
HD162003	13color	m45	4.90	0.05	Johnson & Mitchell (1975)
HD162003	Vilnius	Y	5.00	0.05	Kakaras et al. (1968)
HD162003	Vilnius	Z	4.72	0.05	Kakaras et al. (1968)
HD162003	13color	m52	4.69	0.05	Johnson & Mitchell (1975)
HD162003	WBVR	V	4.58	0.05	Kornilov et al. (1991)
HD162003	Vilnius	V	4.54	0.05	Kakaras et al. (1968)
HD162003	Johnson	V	4.58	0.05	Tolbert (1964)
HD162003	Johnson	V	4.60	0.05	Sjögren (1964)
HD162003	Johnson	V	4.58	0.05	Johnson et al. (1966b)
HD162003	Johnson	V	4.58	0.05	Johnson et al. (1966b)
HD162003	Johnson	V	4.62	0.05	Mermilliod (1986)
HD162003	13color	m58	4.45	0.05	Johnson & Mitchell (1975)
HD162003	13color	m63	4.30	0.05	Johnson & Mitchell (1975)
HD162003	Vilnius	S	4.11	0.05	Kakaras et al. (1968)
HD162003	WBVR	R	4.20	0.05	Kornilov et al. (1991)
HD162003	Johnson	R	4.20	0.05	Johnson et al. (1966b)
HD162003	13color	m72	4.21	0.05	Johnson & Mitchell (1975)
HD162003	13color	m80	4.12	0.05	Johnson & Mitchell (1975)
HD162003	13color	m86	4.05	0.05	Johnson & Mitchell (1975)
HD162003	Johnson	I	3.97	0.05	Johnson et al. (1966b)
HD162003	13color	m99	3.94	0.05	Johnson & Mitchell (1975)
HD162003	13color	m110	3.89	0.05	Johnson & Mitchell (1975)
HD162003	1250	250	3.70	0.05	Aumann & Probst (1991)
HD162003	2Mass	J	3.80	0.26	Cutri et al. (2003)
HD162003	1650	330	3.47	0.05	Aumann & Probst (1991)
HD162003	2Mass	H	3.65	0.25	Cutri et al. (2003)
HD162003	2Mass	Ks	3.50	0.36	Cutri et al. (2003)
HD162003	2200	440	3.43	0.05	Aumann & Probst (1991)
HD162003	3400	680	3.42	0.05	Aumann & Probst (1991)
HD162003	12000	2000	2.06	0.21	Beichman et al. (1988)
HD162003	25000	8000	0.54	0.05	Beichman et al. (1988)
HD164259	13color	m33	4.93	0.05	Johnson & Mitchell (1975)
HD164259	Vilnius	U	6.76	0.05	Kakaras et al. (1968)
HD164259	Vilnius	U	6.81	0.05	Kakaras et al. (1968)
HD164259	13color	m35	4.84	0.05	Johnson & Mitchell (1975)
HD164259	WBVR	W	4.89	0.05	Kornilov et al. (1991)
HD164259	Johnson	U	5.00	0.05	Johnson & Morgan (1953)
HD164259	Johnson	U	4.97	0.05	Cousins & Stoy (1962)
HD164259	Johnson	U	4.96	0.05	Cousins (1964a)
HD164259	Johnson	U	5.00	0.05	Johnson et al. (1966b)
HD164259	Johnson	U	5.00	0.05	Johnson et al. (1966b)
HD164259	Johnson	U	5.01	0.05	Johnson et al. (1966b)
HD164259	Johnson	U	5.05	0.05	Gutierrez-Moreno & et al. (1966)
HD164259	Johnson	U	5.00	0.05	Pfleiderer et al. (1966)
HD164259	Johnson	U	5.01	0.05	Imagawa (1967)
HD164259	Johnson	U	4.99	0.05	Cousins (1984)
HD164259	Johnson	U	4.99	0.05	Kozok (1985)
HD164259	Johnson	U	5.00	0.05	Kozok (1985)
HD164259	Johnson	U	5.00	0.05	Mermilliod (1986)
HD164259	Vilnius	P	6.25	0.05	Kakaras et al. (1968)
HD164259	Vilnius	P	6.27	0.05	Kakaras et al. (1968)
HD164259	13color	m37	4.97	0.05	Johnson & Mitchell (1975)
HD164259	DDO	m38	5.31	0.05	McClure (1976)
HD164259	13color	m40	5.15	0.05	Johnson & Mitchell (1975)
HD164259	Vilnius	X	5.63	0.05	Kakaras et al. (1968)
HD164259	Vilnius	X	5.65	0.05	Kakaras et al. (1968)
HD164259	DDO	m41	6.21	0.05	McClure (1976)
HD164259	DDO	m42	6.15	0.05	McClure (1976)
HD164259	WBVR	B	5.01	0.05	Kornilov et al. (1991)
HD164259	Johnson	B	5.00	0.05	Johnson & Morgan (1953)

TABLE 4 — CONTINUED

Star ID	System / Wavelength	Bandpass / Bandwidth	Value	Error	Reference
HD164259	Johnson	B	5.00	0.05	Arp (1958)
HD164259	Johnson	B	5.00	0.05	Sadler (1961)
HD164259	Johnson	B	4.95	0.05	Nikrasova et al. (1962)
HD164259	Johnson	B	5.00	0.05	Cousins & Stoy (1962)
HD164259	Johnson	B	4.99	0.05	Cousins (1964a)
HD164259	Johnson	B	5.01	0.05	Johnson et al. (1966b)
HD164259	Johnson	B	5.01	0.05	Johnson et al. (1966b)
HD164259	Johnson	B	5.01	0.05	Gutierrez-Moreno & et al. (1966)
HD164259	Johnson	B	5.02	0.05	Pfleiderer et al. (1966)
HD164259	Johnson	B	5.01	0.05	Imagawa (1967)
HD164259	Johnson	B	5.00	0.05	Cousins (1984)
HD164259	Johnson	B	4.99	0.05	Kozok (1985)
HD164259	Johnson	B	5.00	0.05	Kozok (1985)
HD164259	Johnson	B	5.00	0.05	Mermilliod (1986)
HD164259	DDO	m45	5.71	0.05	McClure (1976)
HD164259	13color	m45	4.91	0.05	Johnson & Mitchell (1975)
HD164259	Vilnius	Y	5.04	0.05	Kakaras et al. (1968)
HD164259	Vilnius	Y	5.06	0.05	Kakaras et al. (1968)
HD164259	DDO	m48	4.80	0.05	McClure (1976)
HD164259	Vilnius	Z	4.76	0.05	Kakaras et al. (1968)
HD164259	Vilnius	Z	4.79	0.05	Kakaras et al. (1968)
HD164259	13color	m52	4.72	0.05	Johnson & Mitchell (1975)
HD164259	WBVR	V	4.62	0.05	Kornilov et al. (1991)
HD164259	Vilnius	V	4.62	0.05	Kakaras et al. (1968)
HD164259	Vilnius	V	4.64	0.05	Kakaras et al. (1968)
HD164259	Johnson	V	4.62	0.05	Johnson & Morgan (1953)
HD164259	Johnson	V	4.62	0.05	Arp (1958)
HD164259	Johnson	V	4.62	0.05	Sadler (1961)
HD164259	Johnson	V	4.58	0.05	Nikrasova et al. (1962)
HD164259	Johnson	V	4.62	0.05	Cousins & Stoy (1962)
HD164259	Johnson	V	4.62	0.05	Cousins (1964a)
HD164259	Johnson	V	4.62	0.05	Johnson et al. (1966b)
HD164259	Johnson	V	4.62	0.05	Johnson et al. (1966b)
HD164259	Johnson	V	4.63	0.05	Gutierrez-Moreno & et al. (1966)
HD164259	Johnson	V	4.61	0.05	Pfleiderer et al. (1966)
HD164259	Johnson	V	4.63	0.05	Imagawa (1967)
HD164259	Johnson	V	4.62	0.05	Cousins (1984)
HD164259	Johnson	V	4.61	0.05	Kozok (1985)
HD164259	Johnson	V	4.62	0.05	Kozok (1985)
HD164259	Johnson	V	4.62	0.05	Mermilliod (1986)
HD164259	13color	m58	4.51	0.05	Johnson & Mitchell (1975)
HD164259	13color	m63	4.37	0.05	Johnson & Mitchell (1975)
HD164259	Vilnius	S	4.23	0.05	Kakaras et al. (1968)
HD164259	WBVR	R	4.29	0.05	Kornilov et al. (1991)
HD164259	Johnson	R	4.29	0.05	Johnson et al. (1966b)
HD164259	13color	m72	4.27	0.05	Johnson & Mitchell (1975)
HD164259	13color	m80	4.17	0.05	Johnson & Mitchell (1975)
HD164259	13color	m86	4.16	0.05	Johnson & Mitchell (1975)
HD164259	Johnson	I	4.10	0.05	Johnson et al. (1966b)
HD164259	13color	m99	4.13	0.05	Johnson & Mitchell (1975)
HD164259	1030	206	4.63	0.05	Schmidt (1971)
HD164259	1040	208	4.65	0.05	Schmidt (1971)
HD164259	1080	216	4.71	0.05	Schmidt (1971)
HD164259	13color	m110	4.05	0.05	Johnson & Mitchell (1975)
HD164259	1250	250	3.87	0.05	Aumann & Probst (1991)
HD164259	2Mass	J	3.93	0.25	Cutri et al. (2003)
HD164259	1650	330	3.70	0.05	Aumann & Probst (1991)
HD164259	2Mass	H	3.67	0.19	Cutri et al. (2003)
HD164259	2Mass	Ks	3.64	0.24	Cutri et al. (2003)
HD164259	2200	440	3.67	0.05	Aumann & Probst (1991)
HD164259	3400	680	3.66	0.05	Aumann & Probst (1991)
HD164259	12000	2000	1.49	0.15	Beichman et al. (1988)
HD164259	25000	8000	0.45	0.05	Beichman et al. (1988)
HD168151	Vilnius	U	6.84	0.05	Kakaras et al. (1968)
HD168151	Vilnius	U	7.09	0.05	Kakaras et al. (1968)
HD168151	WBVR	W	5.24	0.05	Kornilov et al. (1991)
HD168151	Johnson	U	5.43	0.05	Imagawa (1967)
HD168151	Johnson	U	5.38	0.05	Mermilliod (1986)
HD168151	Vilnius	P	6.33	0.05	Kakaras et al. (1968)
HD168151	Vilnius	P	6.59	0.05	Kakaras et al. (1968)
HD168151	Vilnius	X	5.80	0.05	Kakaras et al. (1968)
HD168151	Vilnius	X	6.05	0.05	Kakaras et al. (1968)
HD168151	WBVR	B	5.44	0.05	Kornilov et al. (1991)
HD168151	Johnson	B	5.41	0.05	Ljunggren & Oja (1961)
HD168151	Johnson	B	5.40	0.05	Sjögren (1964)

TABLE 4 — CONTINUED

Star ID	System / Wavelength	Bandpass / Bandwidth	Value	Error	Reference
HD168151	Johnson	B	5.49	0.05	Imagawa (1967)
HD168151	Johnson	B	5.44	0.05	Mermilliod (1986)
HD168151	Vilnius	Y	5.23	0.05	Kakaras et al. (1968)
HD168151	Vilnius	Y	5.47	0.05	Kakaras et al. (1968)
HD168151	Vilnius	Z	4.97	0.05	Kakaras et al. (1968)
HD168151	Vilnius	Z	5.19	0.05	Kakaras et al. (1968)
HD168151	WBVR	V	5.00	0.05	Kornilov et al. (1991)
HD168151	Vilnius	V	4.80	0.05	Kakaras et al. (1968)
HD168151	Vilnius	V	5.02	0.05	Kakaras et al. (1968)
HD168151	Johnson	V	5.03	0.05	Ljunggren & Oja (1961)
HD168151	Johnson	V	5.02	0.05	Sjögren (1964)
HD168151	Johnson	V	5.09	0.05	Imagawa (1967)
HD168151	Johnson	V	5.02	0.05	Mermilliod (1986)
HD168151	Vilnius	S	4.32	0.05	Kakaras et al. (1968)
HD168151	Vilnius	S	4.56	0.05	Kakaras et al. (1968)
HD168151	WBVR	R	4.61	0.05	Kornilov et al. (1991)
HD168151	1250	250	4.11	0.05	Aumann & Probst (1991)
HD168151	2Mass	J	4.20	0.26	Cutri et al. (2003)
HD168151	1650	330	3.88	0.05	Aumann & Probst (1991)
HD168151	2Mass	H	4.06	0.24	Cutri et al. (2003)
HD168151	2Mass	Ks	3.94	0.31	Cutri et al. (2003)
HD168151	2200	440	3.85	0.05	Aumann & Probst (1991)
HD168151	3400	680	3.86	0.05	Aumann & Probst (1991)
HD168151	12000	2000	1.19	0.12	Beichman et al. (1988)
HD168151	25000	8000	0.27	0.03	Beichman et al. (1988)
HD173667	13color	m33	4.55	0.05	Johnson & Mitchell (1975)
HD173667	Vilnius	U	6.36	0.05	Kakaras et al. (1968)
HD173667	13color	m35	4.45	0.05	Johnson & Mitchell (1975)
HD173667	WBVR	W	4.55	0.05	Kornilov et al. (1991)
HD173667	Johnson	U	4.66	0.05	Johnson & Morgan (1953)
HD173667	Johnson	U	4.67	0.05	Johnson et al. (1966b)
HD173667	Johnson	U	4.67	0.05	Johnson et al. (1966b)
HD173667	Johnson	U	4.67	0.05	Argue (1966)
HD173667	Johnson	U	4.69	0.05	Gutierrez-Moreno & et al. (1966)
HD173667	Johnson	U	4.65	0.05	Imagawa (1967)
HD173667	Johnson	U	4.66	0.05	Nicolet (1978)
HD173667	Johnson	U	4.68	0.05	Kozok (1985)
HD173667	Johnson	U	4.67	0.05	Mermilliod (1986)
HD173667	Vilnius	P	5.86	0.05	Kakaras et al. (1968)
HD173667	13color	m37	4.62	0.05	Johnson & Mitchell (1975)
HD173667	13color	m40	4.82	0.05	Johnson & Mitchell (1975)
HD173667	Vilnius	X	5.29	0.05	Kakaras et al. (1968)
HD173667	WBVR	B	4.67	0.05	Kornilov et al. (1991)
HD173667	Johnson	B	4.66	0.05	Johnson & Morgan (1953)
HD173667	Johnson	B	4.66	0.05	Nikrasova et al. (1962)
HD173667	Johnson	B	4.64	0.05	Oja (1963)
HD173667	Johnson	B	4.67	0.05	Sjögren (1964)
HD173667	Johnson	B	4.65	0.05	Johnson et al. (1966b)
HD173667	Johnson	B	4.65	0.05	Johnson et al. (1966b)
HD173667	Johnson	B	4.66	0.05	Argue (1966)
HD173667	Johnson	B	4.65	0.05	Gutierrez-Moreno & et al. (1966)
HD173667	Johnson	B	4.65	0.05	Imagawa (1967)
HD173667	Johnson	B	4.67	0.05	Neckel (1974)
HD173667	Johnson	B	4.65	0.05	Nicolet (1978)
HD173667	Johnson	B	4.67	0.05	Kozok (1985)
HD173667	Johnson	B	4.66	0.05	Mermilliod (1986)
HD173667	13color	m45	4.54	0.05	Johnson & Mitchell (1975)
HD173667	Vilnius	Y	4.64	0.05	Kakaras et al. (1968)
HD173667	Vilnius	Z	4.36	0.05	Kakaras et al. (1968)
HD173667	13color	m52	4.30	0.05	Johnson & Mitchell (1975)
HD173667	WBVR	V	4.20	0.05	Kornilov et al. (1991)
HD173667	Vilnius	V	4.19	0.05	Kakaras et al. (1968)
HD173667	Johnson	V	4.20	0.05	Johnson & Morgan (1953)
HD173667	Johnson	V	4.20	0.05	Nikrasova et al. (1962)
HD173667	Johnson	V	4.17	0.05	Oja (1963)
HD173667	Johnson	V	4.21	0.05	Sjögren (1964)
HD173667	Johnson	V	4.19	0.05	Johnson et al. (1966b)
HD173667	Johnson	V	4.19	0.05	Johnson et al. (1966b)
HD173667	Johnson	V	4.20	0.05	Argue (1966)
HD173667	Johnson	V	4.19	0.05	Gutierrez-Moreno & et al. (1966)
HD173667	Johnson	V	4.20	0.05	Imagawa (1967)
HD173667	Johnson	V	4.21	0.05	Neckel (1974)
HD173667	Johnson	V	4.19	0.05	Nicolet (1978)
HD173667	Johnson	V	4.21	0.05	Kozok (1985)
HD173667	Johnson	V	4.21	0.05	Mermilliod (1986)

TABLE 4 — CONTINUED

Star ID	System / Wavelength	Bandpass / Bandwidth	Value	Error	Reference
HD173667	13color	m58	4.08	0.05	Johnson & Mitchell (1975)
HD173667	13color	m63	3.92	0.05	Johnson & Mitchell (1975)
HD173667	Vilnius	S	3.73	0.05	Kakaras et al. (1968)
HD173667	WBVR	R	3.81	0.05	Kornilov et al. (1991)
HD173667	Johnson	R	3.80	0.05	Johnson et al. (1966b)
HD173667	13color	m72	3.80	0.05	Johnson & Mitchell (1975)
HD173667	13color	m80	3.69	0.05	Johnson & Mitchell (1975)
HD173667	13color	m86	3.65	0.05	Johnson & Mitchell (1975)
HD173667	Johnson	I	3.54	0.05	Johnson et al. (1966b)
HD173667	Johnson	I	3.96	0.07	Neugebauer & Leighton (1969b)
HD173667	13color	m99	3.62	0.05	Johnson & Mitchell (1975)
HD173667	13color	m110	3.47	0.05	Johnson & Mitchell (1975)
HD173667	1240	248	3.32	0.05	Selby et al. (1988)
HD173667	1250	250	3.32	0.05	Blackwell et al. (1990a)
HD173667	1250	250	3.30	0.05	Aumann & Probst (1991)
HD173667	2Mass	J	3.53	0.24	Cutri et al. (2003)
HD173667	1650	330	3.08	0.05	Aumann & Probst (1991)
HD173667	2Mass	H	3.29	0.18	Cutri et al. (2003)
HD173667	2Mass	Ks	3.19	0.26	Cutri et al. (2003)
HD173667	Johnson	K	2.96	0.09	Neugebauer & Leighton (1969b)
HD173667	2200	440	3.06	0.05	Selby et al. (1988)
HD173667	2200	440	3.04	0.05	Aumann & Probst (1991)
HD173667	2210	442	3.06	0.05	Blackwell et al. (1990a)
HD173667	3400	680	3.01	0.05	Aumann & Probst (1991)
HD173701	Johnson	U	8.95	0.05	Epps (1972)
HD173701	Johnson	B	8.38	0.05	Epps (1972)
HD173701	Johnson	V	7.54	0.05	Epps (1972)
HD173701	2Mass	J	6.09	0.01	Cutri et al. (2003)
HD173701	2Mass	H	5.75	0.01	Cutri et al. (2003)
HD173701	2Mass	Ks	5.67	0.02	Cutri et al. (2003)
HD175726	WBVR	W	7.14	0.05	Kornilov et al. (1991)
HD175726	WBVR	B	7.30	0.05	Kornilov et al. (1991)
HD175726	WBVR	V	6.72	0.05	Kornilov et al. (1991)
HD175726	WBVR	R	6.24	0.05	Kornilov et al. (1991)
HD175726	2Mass	J	5.70	0.02	Cutri et al. (2003)
HD175726	2Mass	H	5.42	0.03	Cutri et al. (2003)
HD175726	2Mass	Ks	5.35	0.01	Cutri et al. (2003)
HD177153	WBVR	W	7.65	0.05	Kornilov et al. (1991)
HD177153	WBVR	B	7.79	0.05	Kornilov et al. (1991)
HD177153	WBVR	V	7.23	0.05	Kornilov et al. (1991)
HD177153	WBVR	R	6.76	0.05	Kornilov et al. (1991)
HD177153	2Mass	J	6.15	0.01	Cutri et al. (2003)
HD177153	2Mass	H	5.92	0.02	Cutri et al. (2003)
HD177153	2Mass	Ks	5.83	0.02	Cutri et al. (2003)
HD177724	13color	m33	3.00	0.05	Johnson & Mitchell (1975)
HD177724	Vilnius	U	4.92	0.05	Kakaras et al. (1968)
HD177724	DDO	m35	4.52	0.05	McClure (1976)
HD177724	13color	m35	3.02	0.05	Johnson & Mitchell (1975)
HD177724	WBVR	W	3.04	0.05	Kornilov et al. (1991)
HD177724	Johnson	U	2.98	0.05	Johnson & Harris (1954)
HD177724	Johnson	U	2.99	0.05	Johnson et al. (1966b)
HD177724	Johnson	U	2.99	0.05	Johnson et al. (1966b)
HD177724	Johnson	U	3.07	0.05	Gutierrez-Moreno & et al. (1966)
HD177724	Johnson	U	3.02	0.05	Elliott (1974)
HD177724	Johnson	U	2.99	0.05	Nicolet (1978)
HD177724	Johnson	U	3.01	0.05	Mermilliod (1986)
HD177724	Vilnius	P	4.29	0.05	Kakaras et al. (1968)
HD177724	13color	m37	2.99	0.05	Johnson & Mitchell (1975)
HD177724	DDO	m38	3.19	0.05	McClure (1976)
HD177724	13color	m40	2.99	0.05	Johnson & Mitchell (1975)
HD177724	Vilnius	X	3.47	0.05	Kakaras et al. (1968)
HD177724	DDO	m41	4.07	0.05	McClure (1976)
HD177724	Oja	m41	3.56	0.05	Häggkvist & Oja (1970)
HD177724	DDO	m42	4.04	0.05	McClure (1976)
HD177724	Oja	m42	3.60	0.05	Häggkvist & Oja (1970)
HD177724	WBVR	B	3.00	0.05	Kornilov et al. (1991)
HD177724	Johnson	B	2.99	0.05	Johnson & Harris (1954)
HD177724	Johnson	B	0.02	0.05	Belyakina & Chugainov (1960)
HD177724	Johnson	B	2.99	0.05	Sadler (1961)
HD177724	Johnson	B	0.02	0.05	Osawa & Hata (1962)
HD177724	Johnson	B	3.01	0.05	Sjögren (1964)
HD177724	Johnson	B	3.01	0.05	Häggkvist & Oja (1966)
HD177724	Johnson	B	3.00	0.05	Johnson et al. (1966b)
HD177724	Johnson	B	3.00	0.05	Johnson et al. (1966b)
HD177724	Johnson	B	2.99	0.05	Gutierrez-Moreno & et al. (1966)

TABLE 4 — CONTINUED

Star ID	System / Wavelength	Bandpass / Bandwidth	Value	Error	Reference
HD177724	Johnson	B	3.00	0.05	Häggkvist & Oja (1969a)
HD177724	Johnson	B	3.00	0.05	Häggkvist & Oja (1970)
HD177724	Johnson	B	3.00	0.05	Neckel (1974)
HD177724	Johnson	B	3.01	0.05	Elliott (1974)
HD177724	Johnson	B	3.00	0.05	Nicolet (1978)
HD177724	Johnson	B	3.00	0.05	Mermilliod (1986)
HD177724	Oja	m45	2.92	0.05	Häggkvist & Oja (1970)
HD177724	DDO	m45	3.75	0.05	McClure (1976)
HD177724	13color	m45	2.99	0.05	Johnson & Mitchell (1975)
HD177724	Vilnius	Y	3.18	0.05	Kakaras et al. (1968)
HD177724	DDO	m48	3.04	0.05	McClure (1976)
HD177724	Vilnius	Z	3.06	0.05	Kakaras et al. (1968)
HD177724	13color	m52	2.98	0.05	Johnson & Mitchell (1975)
HD177724	WBVR	V	2.97	0.05	Kornilov et al. (1991)
HD177724	Vilnius	V	2.99	0.05	Kakaras et al. (1968)
HD177724	Johnson	V	2.99	0.05	Johnson & Harris (1954)
HD177724	Johnson	V	0.03	0.05	Belyakina & Chugainov (1960)
HD177724	Johnson	V	2.99	0.05	Sadler (1961)
HD177724	Johnson	V	-0.01	0.05	Osawa & Hata (1962)
HD177724	Johnson	V	2.99	0.05	Sjögren (1964)
HD177724	Johnson	V	2.99	0.05	Häggkvist & Oja (1966)
HD177724	Johnson	V	2.99	0.05	Johnson et al. (1966b)
HD177724	Johnson	V	2.99	0.05	Johnson et al. (1966b)
HD177724	Johnson	V	2.98	0.05	Gutierrez-Moreno & et al. (1966)
HD177724	Johnson	V	2.98	0.05	Häggkvist & Oja (1969a)
HD177724	Johnson	V	2.98	0.05	Häggkvist & Oja (1970)
HD177724	Johnson	V	2.99	0.05	Neckel (1974)
HD177724	Johnson	V	2.99	0.05	Elliott (1974)
HD177724	Johnson	V	2.99	0.05	Nicolet (1978)
HD177724	Johnson	V	2.99	0.05	Mermilliod (1986)
HD177724	13color	m58	2.99	0.05	Johnson & Mitchell (1975)
HD177724	13color	m63	2.97	0.05	Johnson & Mitchell (1975)
HD177724	Vilnius	S	2.83	0.05	Kakaras et al. (1968)
HD177724	WBVR	R	2.98	0.05	Kornilov et al. (1991)
HD177724	Johnson	R	2.98	0.05	Johnson et al. (1966b)
HD177724	13color	m72	2.96	0.05	Johnson & Mitchell (1975)
HD177724	13color	m80	2.95	0.05	Johnson & Mitchell (1975)
HD177724	13color	m86	2.96	0.05	Johnson & Mitchell (1975)
HD177724	Johnson	I	2.98	0.05	Johnson et al. (1966b)
HD177724	Johnson	I	3.19	0.05	Neugebauer & Leighton (1969b)
HD177724	13color	m99	2.94	0.05	Johnson & Mitchell (1975)
HD177724	13color	m110	2.96	0.05	Johnson & Mitchell (1975)
HD177724	1240	248	2.91	0.05	Leggett et al. (1986)
HD177724	Johnson	J	2.93	0.05	Johnson et al. (1966b)
HD177724	1250	250	2.93	0.05	Johnson et al. (1966b)
HD177724	2Mass	J	3.08	0.33	Cutri et al. (2003)
HD177724	2Mass	H	3.05	0.28	Cutri et al. (2003)
HD177724	2Mass	Ks	2.88	0.36	Cutri et al. (2003)
HD177724	Johnson	K	2.92	0.05	Johnson et al. (1966b)
HD177724	2200	440	2.92	0.05	Johnson et al. (1966b)
HD177724	Johnson	K	2.94	0.08	Neugebauer & Leighton (1969b)
HD177724	2200	440	2.90	0.05	Leggett et al. (1986)
HD177724	12000	2000	2.88	0.29	Beichman et al. (1988)
HD177724	25000	8000	0.74	0.07	Beichman et al. (1988)
HD181420	WBVR	W	6.85	0.05	Kornilov et al. (1991)
HD181420	WBVR	B	7.00	0.05	Kornilov et al. (1991)
HD181420	WBVR	V	6.56	0.05	Kornilov et al. (1991)
HD181420	WBVR	R	6.20	0.05	Kornilov et al. (1991)
HD181420	2Mass	J	5.75	0.01	Cutri et al. (2003)
HD181420	2Mass	H	5.56	0.03	Cutri et al. (2003)
HD181420	2Mass	Ks	5.51	0.02	Cutri et al. (2003)
HD182572	Vilnius	U	8.06	0.05	Kakaras et al. (1968)
HD182572	Vilnius	U	8.09	0.05	Kakaras et al. (1968)
HD182572	DDO	m35	7.63	0.05	McClure (1976)
HD182572	WBVR	W	6.20	0.05	Kornilov et al. (1991)
HD182572	Johnson	U	6.34	0.05	Roman (1955)
HD182572	Johnson	U	6.38	0.05	Johnson & Knuckles (1957)
HD182572	Johnson	U	6.36	0.05	Johnson et al. (1966b)
HD182572	Johnson	U	6.36	0.05	Argue (1966)
HD182572	Johnson	U	6.35	0.05	Cowley et al. (1967)
HD182572	Johnson	U	6.35	0.05	McClure (1970)
HD182572	Johnson	U	6.32	0.05	Mermilliod (1986)
HD182572	Vilnius	P	7.59	0.05	Kakaras et al. (1968)
HD182572	Vilnius	P	7.60	0.05	Kakaras et al. (1968)
HD182572	DDO	m38	6.67	0.05	McClure (1976)

TABLE 4 — CONTINUED

Star ID	System / Wavelength	Bandpass / Bandwidth	Value	Error	Reference
HD182572	DDO	m38	6.68	0.05	McClure (1976)
HD182572	Vilnius	X	6.76	0.05	Kakaras et al. (1968)
HD182572	Vilnius	X	6.77	0.05	Kakaras et al. (1968)
HD182572	DDO	m41	7.32	0.05	McClure (1976)
HD182572	DDO	m41	7.33	0.05	McClure (1976)
HD182572	Oja	m41	6.85	0.05	Häggkvist & Oja (1970)
HD182572	DDO	m42	7.22	0.05	McClure (1976)
HD182572	DDO	m42	7.23	0.05	McClure (1976)
HD182572	Oja	m42	6.79	0.05	Häggkvist & Oja (1970)
HD182572	WBVR	B	5.96	0.05	Kornilov et al. (1991)
HD182572	Johnson	B	5.94	0.05	Roman (1955)
HD182572	Johnson	B	5.95	0.05	Johnson & Knuckles (1957)
HD182572	Johnson	B	5.89	0.05	Niconov et al. (1957)
HD182572	Johnson	B	5.88	0.05	Sjögren (1964)
HD182572	Johnson	B	5.94	0.05	Johnson et al. (1966b)
HD182572	Johnson	B	5.93	0.05	Argue (1966)
HD182572	Johnson	B	5.91	0.05	Cowley et al. (1967)
HD182572	Johnson	B	5.91	0.05	McClure (1970)
HD182572	Johnson	B	5.90	0.05	Mermilliod (1986)
HD182572	Oja	m45	5.66	0.05	Häggkvist & Oja (1970)
HD182572	DDO	m45	6.47	0.05	McClure (1976)
HD182572	DDO	m45	6.48	0.05	McClure (1976)
HD182572	Vilnius	Y	5.78	0.05	Kakaras et al. (1968)
HD182572	DDO	m48	5.42	0.05	McClure (1976)
HD182572	DDO	m48	5.43	0.05	McClure (1976)
HD182572	Vilnius	Z	5.42	0.05	Kakaras et al. (1968)
HD182572	WBVR	V	5.18	0.05	Kornilov et al. (1991)
HD182572	Vilnius	V	5.15	0.05	Kakaras et al. (1968)
HD182572	Vilnius	V	5.16	0.05	Kakaras et al. (1968)
HD182572	Johnson	V	5.15	0.05	Roman (1955)
HD182572	Johnson	V	5.17	0.05	Johnson & Knuckles (1957)
HD182572	Johnson	V	5.12	0.05	Niconov et al. (1957)
HD182572	Johnson	V	5.16	0.05	Sjögren (1964)
HD182572	Johnson	V	5.16	0.05	Johnson et al. (1966b)
HD182572	Johnson	V	5.17	0.05	Argue (1966)
HD182572	Johnson	V	5.17	0.05	Cowley et al. (1967)
HD182572	Johnson	V	5.16	0.05	McClure (1970)
HD182572	Johnson	V	5.12	0.05	Mermilliod (1986)
HD182572	Vilnius	S	4.55	0.05	Kakaras et al. (1968)
HD182572	WBVR	R	4.61	0.05	Kornilov et al. (1991)
HD182572	1250	250	3.92	0.05	Carney (1983b)
HD182572	2Mass	J	3.55	0.21	Cutri et al. (2003)
HD182572	1280	256	3.84	0.05	Alonso et al. (1994b)
HD182572	1650	330	3.59	0.05	Carney (1983b)
HD182572	1650	330	3.55	0.05	Alonso et al. (1994b)
HD182572	2Mass	H	3.33	0.21	Cutri et al. (2003)
HD182572	2Mass	Ks	3.04	0.32	Cutri et al. (2003)
HD182572	2190	438	3.49	0.05	Alonso et al. (1994b)
HD182572	2200	440	3.53	0.05	Carney (1983b)
HD182572	12000	2000	1.54	0.15	Beichman et al. (1988)
HD182572	25000	8000	0.41	0.04	Beichman et al. (1988)
HD182736	WBVR	W	8.04	0.05	Kornilov et al. (1991)
HD182736	WBVR	B	7.84	0.05	Kornilov et al. (1991)
HD182736	WBVR	V	7.03	0.05	Kornilov et al. (1991)
HD182736	WBVR	R	6.40	0.05	Kornilov et al. (1991)
HD182736	2Mass	J	5.52	0.02	Cutri et al. (2003)
HD182736	2Mass	H	5.14	0.02	Cutri et al. (2003)
HD182736	2Mass	Ks	5.03	0.01	Cutri et al. (2003)
HD182736	12000	2000	0.38	0.04	Beichman et al. (1988)
HD185395	13color	m33	4.73	0.05	Johnson & Mitchell (1975)
HD185395	Vilnius	U	6.57	0.05	Kakaras et al. (1968)
HD185395	13color	m35	4.68	0.05	Johnson & Mitchell (1975)
HD185395	WBVR	W	4.74	0.05	Kornilov et al. (1991)
HD185395	Johnson	U	4.83	0.05	Johnson & Knuckles (1957)
HD185395	Johnson	U	4.83	0.05	Johnson et al. (1966b)
HD185395	Johnson	U	4.84	0.05	Johnson et al. (1966b)
HD185395	Johnson	U	4.84	0.05	Johnson et al. (1966b)
HD185395	Johnson	U	4.83	0.05	Nicolet (1978)
HD185395	Johnson	U	4.83	0.05	Mermilliod (1986)
HD185395	Vilnius	P	6.09	0.05	Kakaras et al. (1968)
HD185395	13color	m37	4.83	0.05	Johnson & Mitchell (1975)
HD185395	13color	m40	5.03	0.05	Johnson & Mitchell (1975)
HD185395	Vilnius	X	5.48	0.05	Kakaras et al. (1968)
HD185395	Oja	m41	5.60	0.05	Häggkvist & Oja (1970)
HD185395	Oja	m42	5.58	0.05	Häggkvist & Oja (1970)

TABLE 4 — CONTINUED

Star ID	System / Wavelength	Bandpass / Bandwidth	Value	Error	Reference
HD185395	WBVR	B	4.89	0.05	Kornilov et al. (1991)
HD185395	Johnson	B	4.86	0.05	Johnson & Knuckles (1957)
HD185395	Johnson	B	4.84	0.05	Niconov et al. (1957)
HD185395	Johnson	B	4.87	0.05	Sjögren (1964)
HD185395	Johnson	B	4.86	0.05	Johnson et al. (1966b)
HD185395	Johnson	B	4.86	0.05	Johnson et al. (1966b)
HD185395	Johnson	B	4.86	0.05	Nicolet (1978)
HD185395	Johnson	B	4.86	0.05	Mermilliod (1986)
HD185395	Oja	m45	4.75	0.05	Häggkvist & Oja (1970)
HD185395	13color	m45	4.79	0.05	Johnson & Mitchell (1975)
HD185395	Vilnius	Y	4.89	0.05	Kakaras et al. (1968)
HD185395	Vilnius	Z	4.63	0.05	Kakaras et al. (1968)
HD185395	13color	m52	4.59	0.05	Johnson & Mitchell (1975)
HD185395	WBVR	V	4.49	0.05	Kornilov et al. (1991)
HD185395	Vilnius	V	4.47	0.05	Kakaras et al. (1968)
HD185395	Johnson	V	4.48	0.05	Johnson & Knuckles (1957)
HD185395	Johnson	V	4.46	0.05	Niconov et al. (1957)
HD185395	Johnson	V	4.52	0.05	Sjögren (1964)
HD185395	Johnson	V	4.47	0.05	Johnson et al. (1966b)
HD185395	Johnson	V	4.47	0.05	Johnson et al. (1966b)
HD185395	Johnson	V	0.37	0.05	Imagawa (1967)
HD185395	Johnson	V	4.48	0.05	Nicolet (1978)
HD185395	Johnson	V	4.48	0.05	Mermilliod (1986)
HD185395	13color	m58	4.39	0.05	Johnson & Mitchell (1975)
HD185395	13color	m63	4.24	0.05	Johnson & Mitchell (1975)
HD185395	Vilnius	S	4.05	0.05	Kakaras et al. (1968)
HD185395	WBVR	R	4.14	0.05	Kornilov et al. (1991)
HD185395	Johnson	R	4.12	0.05	Johnson et al. (1966b)
HD185395	13color	m72	4.13	0.05	Johnson & Mitchell (1975)
HD185395	13color	m80	4.03	0.05	Johnson & Mitchell (1975)
HD185395	13color	m86	3.99	0.05	Johnson & Mitchell (1975)
HD185395	Johnson	I	3.91	0.05	Johnson et al. (1966b)
HD185395	13color	m99	3.96	0.05	Johnson & Mitchell (1975)
HD185395	13color	m110	3.87	0.05	Johnson & Mitchell (1975)
HD185395	1240	248	3.75	0.05	Selby et al. (1988)
HD185395	1250	250	3.75	0.05	Blackwell et al. (1990a)
HD185395	2Mass	J	3.88	0.28	Cutri et al. (2003)
HD185395	2Mass	H	3.72	0.23	Cutri et al. (2003)
HD185395	2Mass	Ks	3.54	0.30	Cutri et al. (2003)
HD185395	2200	440	3.52	0.05	Selby et al. (1988)
HD185395	2210	442	3.52	0.05	Blackwell et al. (1990a)
HD186408	13color	m33	6.66	0.05	Johnson & Mitchell (1975)
HD186408	Vilnius	U	8.50	0.05	Kakaras et al. (1968)
HD186408	Vilnius	U	8.51	0.05	Kakaras et al. (1968)
HD186408	Vilnius	U	8.52	0.05	Kakaras et al. (1968)
HD186408	DDO	m35	8.08	0.05	McClure (1976)
HD186408	13color	m35	6.57	0.05	Johnson & Mitchell (1975)
HD186408	WBVR	W	6.64	0.05	Kornilov et al. (1991)
HD186408	Johnson	U	6.79	0.05	Johnson & Morgan (1953)
HD186408	Johnson	U	6.79	0.05	Johnson (1953)
HD186408	Johnson	U	6.79	0.05	Tolbert (1964)
HD186408	Johnson	U	6.79	0.05	Johnson (1965)
HD186408	Johnson	U	6.79	0.05	Johnson et al. (1966b)
HD186408	Johnson	U	6.79	0.05	Johnson et al. (1966b)
HD186408	Johnson	U	6.80	0.05	Argue (1966)
HD186408	Vilnius	P	8.04	0.05	Kakaras et al. (1968)
HD186408	Vilnius	P	8.05	0.05	Kakaras et al. (1968)
HD186408	Vilnius	P	8.05	0.05	Kakaras et al. (1968)
HD186408	13color	m37	6.78	0.05	Johnson & Mitchell (1975)
HD186408	DDO	m38	7.17	0.05	McClure (1976)
HD186408	13color	m40	6.90	0.05	Johnson & Mitchell (1975)
HD186408	Vilnius	X	7.36	0.05	Kakaras et al. (1968)
HD186408	Vilnius	X	7.38	0.05	Kakaras et al. (1968)
HD186408	Vilnius	X	7.39	0.05	Kakaras et al. (1968)
HD186408	DDO	m41	7.90	0.05	McClure (1976)
HD186408	Oja	m41	7.49	0.05	Häggkvist & Oja (1970)
HD186408	DDO	m42	7.89	0.05	McClure (1976)
HD186408	Oja	m42	7.50	0.05	Häggkvist & Oja (1970)
HD186408	WBVR	B	6.65	0.05	Kornilov et al. (1991)
HD186408	Johnson	B	6.60	0.05	Johnson & Morgan (1953)
HD186408	Johnson	B	6.60	0.05	Johnson (1953)
HD186408	Johnson	B	6.62	0.05	Tolbert (1964)
HD186408	Johnson	B	6.59	0.05	Johnson (1965)
HD186408	Johnson	B	6.59	0.05	Johnson et al. (1966b)
HD186408	Johnson	B	6.59	0.05	Johnson et al. (1966b)

TABLE 4 — CONTINUED

Star ID	System / Wavelength	Bandpass / Bandwidth	Value	Error	Reference
HD186408	Johnson	B	6.62	0.05	Argue (1966)
HD186408	Johnson	B	6.61	0.05	Moffett & Barnes (1979)
HD186408	Oja	m45	6.47	0.05	Häggkvist & Oja (1970)
HD186408	DDO	m45	7.23	0.05	McClure (1976)
HD186408	13color	m45	6.45	0.05	Johnson & Mitchell (1975)
HD186408	Vilnius	Y	6.52	0.05	Kakaras et al. (1968)
HD186408	Vilnius	Y	6.53	0.05	Kakaras et al. (1968)
HD186408	Vilnius	Y	6.55	0.05	Kakaras et al. (1968)
HD186408	DDO	m48	6.21	0.05	McClure (1976)
HD186408	Vilnius	Z	6.17	0.05	Kakaras et al. (1968)
HD186408	Vilnius	Z	6.19	0.05	Kakaras et al. (1968)
HD186408	Vilnius	Z	6.20	0.05	Kakaras et al. (1968)
HD186408	13color	m52	6.15	0.05	Johnson & Mitchell (1975)
HD186408	WBVR	V	5.99	0.05	Kornilov et al. (1991)
HD186408	Vilnius	V	5.95	0.05	Kakaras et al. (1968)
HD186408	Vilnius	V	5.96	0.05	Kakaras et al. (1968)
HD186408	Vilnius	V	5.98	0.05	Kakaras et al. (1968)
HD186408	Johnson	V	5.96	0.05	Johnson & Morgan (1953)
HD186408	Johnson	V	5.96	0.05	Johnson (1953)
HD186408	Johnson	V	5.95	0.05	Tolbert (1964)
HD186408	Johnson	V	5.95	0.05	Johnson (1965)
HD186408	Johnson	V	5.95	0.05	Johnson et al. (1966b)
HD186408	Johnson	V	5.95	0.05	Johnson et al. (1966b)
HD186408	Johnson	V	5.97	0.05	Argue (1966)
HD186408	Johnson	V	5.97	0.05	Moffett & Barnes (1979)
HD186408	13color	m58	5.81	0.05	Johnson & Mitchell (1975)
HD186408	13color	m63	5.58	0.05	Johnson & Mitchell (1975)
HD186408	Vilnius	S	5.39	0.05	Kakaras et al. (1968)
HD186408	Vilnius	S	5.41	0.05	Kakaras et al. (1968)
HD186408	Vilnius	S	5.42	0.05	Kakaras et al. (1968)
HD186408	WBVR	R	5.47	0.05	Kornilov et al. (1991)
HD186408	Johnson	R	5.50	0.05	Johnson et al. (1966b)
HD186408	13color	m72	5.43	0.05	Johnson & Mitchell (1975)
HD186408	13color	m80	5.26	0.05	Johnson & Mitchell (1975)
HD186408	13color	m86	5.20	0.05	Johnson & Mitchell (1975)
HD186408	Johnson	I	5.17	0.05	Johnson et al. (1966b)
HD186408	13color	m99	5.14	0.05	Johnson & Mitchell (1975)
HD186408	13color	m110	5.03	0.05	Johnson & Mitchell (1975)
HD186408	1250	250	4.89	0.05	Johnson (1965)
HD186408	Johnson	J	4.91	0.05	Johnson et al. (1966b)
HD186408	1250	250	4.91	0.05	Johnson et al. (1966b)
HD186408	2Mass	J	5.09	0.21	Cutri et al. (2003)
HD186408	1260	252	4.83	0.05	Campins et al. (1985)
HD186408	1600	320	4.51	0.05	Campins et al. (1985)
HD186408	2Mass	H	4.72	0.19	Cutri et al. (2003)
HD186408	2Mass	Ks	4.43	0.01	Cutri et al. (2003)
HD186408	2200	440	4.51	0.05	Johnson (1965)
HD186408	Johnson	K	4.52	0.05	Johnson et al. (1966b)
HD186408	2200	440	4.52	0.05	Johnson et al. (1966b)
HD186408	2220	444	4.48	0.05	Campins et al. (1985)
HD186408	3400	680	4.41	0.05	Johnson (1965)
HD186408	Johnson	L	4.37	0.05	Johnson et al. (1966b)
HD186408	3400	680	4.37	0.05	Johnson et al. (1966b)
HD186408	12000	2000	0.74	0.07	Beichman et al. (1988)
HD186427	13color	m33	6.94	0.05	Johnson & Mitchell (1975)
HD186427	Vilnius	U	8.78	0.05	Kakaras et al. (1968)
HD186427	Vilnius	U	8.79	0.05	Kakaras et al. (1968)
HD186427	Vilnius	U	8.81	0.05	Kakaras et al. (1968)
HD186427	DDO	m35	8.35	0.05	McClure (1976)
HD186427	13color	m35	6.83	0.05	Johnson & Mitchell (1975)
HD186427	WBVR	W	6.92	0.05	Kornilov et al. (1991)
HD186427	Johnson	U	7.06	0.05	Johnson & Morgan (1953)
HD186427	Johnson	U	7.06	0.05	Johnson (1953)
HD186427	Johnson	U	7.09	0.05	Tolbert (1964)
HD186427	Johnson	U	7.07	0.05	Johnson (1965)
HD186427	Johnson	U	7.07	0.05	Johnson et al. (1966b)
HD186427	Johnson	U	7.07	0.05	Johnson et al. (1966b)
HD186427	Johnson	U	7.07	0.05	Argue (1966)
HD186427	Vilnius	P	8.33	0.05	Kakaras et al. (1968)
HD186427	Vilnius	P	8.33	0.05	Kakaras et al. (1968)
HD186427	Vilnius	P	8.35	0.05	Kakaras et al. (1968)
HD186427	13color	m37	7.08	0.05	Johnson & Mitchell (1975)
HD186427	DDO	m38	7.45	0.05	McClure (1976)
HD186427	13color	m40	7.16	0.05	Johnson & Mitchell (1975)
HD186427	Vilnius	X	7.65	0.05	Kakaras et al. (1968)

TABLE 4 — CONTINUED

Star ID	System / Wavelength	Bandpass / Bandwidth	Value	Error	Reference
HD186427	Vilnius	X	7.65	0.05	Kakaras et al. (1968)
HD186427	Vilnius	X	7.67	0.05	Kakaras et al. (1968)
HD186427	DDO	m41	8.18	0.05	McClure (1976)
HD186427	Oja	m41	7.75	0.05	Häggkvist & Oja (1970)
HD186427	DDO	m42	8.16	0.05	McClure (1976)
HD186427	Oja	m42	7.76	0.05	Häggkvist & Oja (1970)
HD186427	WBVR	B	6.92	0.05	Kornilov et al. (1991)
HD186427	Johnson	B	6.86	0.05	Johnson & Morgan (1953)
HD186427	Johnson	B	6.86	0.05	Johnson (1953)
HD186427	Johnson	B	6.90	0.05	Tolbert (1964)
HD186427	Johnson	B	6.86	0.05	Johnson (1965)
HD186427	Johnson	B	6.86	0.05	Johnson et al. (1966b)
HD186427	Johnson	B	6.86	0.05	Johnson et al. (1966b)
HD186427	Johnson	B	6.88	0.05	Argue (1966)
HD186427	Johnson	B	6.90	0.05	Moffett & Barnes (1979)
HD186427	Oja	m45	6.70	0.05	Häggkvist & Oja (1970)
HD186427	DDO	m45	7.50	0.05	McClure (1976)
HD186427	13color	m45	6.70	0.05	Johnson & Mitchell (1975)
HD186427	Vilnius	Y	6.78	0.05	Kakaras et al. (1968)
HD186427	Vilnius	Y	6.82	0.05	Kakaras et al. (1968)
HD186427	DDO	m48	6.47	0.05	McClure (1976)
HD186427	Vilnius	Z	6.43	0.05	Kakaras et al. (1968)
HD186427	Vilnius	Z	6.44	0.05	Kakaras et al. (1968)
HD186427	Vilnius	Z	6.46	0.05	Kakaras et al. (1968)
HD186427	13color	m52	6.40	0.05	Johnson & Mitchell (1975)
HD186427	WBVR	V	6.24	0.05	Kornilov et al. (1991)
HD186427	Vilnius	V	6.20	0.05	Kakaras et al. (1968)
HD186427	Vilnius	V	6.21	0.05	Kakaras et al. (1968)
HD186427	Vilnius	V	6.24	0.05	Kakaras et al. (1968)
HD186427	Johnson	V	6.20	0.05	Johnson & Morgan (1953)
HD186427	Johnson	V	6.20	0.05	Johnson (1953)
HD186427	Johnson	V	6.21	0.05	Tolbert (1964)
HD186427	Johnson	V	6.20	0.05	Johnson (1965)
HD186427	Johnson	V	6.20	0.05	Johnson et al. (1966b)
HD186427	Johnson	V	6.20	0.05	Johnson et al. (1966b)
HD186427	Johnson	V	6.22	0.05	Argue (1966)
HD186427	Johnson	V	6.24	0.05	Moffett & Barnes (1979)
HD186427	13color	m58	6.06	0.05	Johnson & Mitchell (1975)
HD186427	13color	m63	5.84	0.05	Johnson & Mitchell (1975)
HD186427	Vilnius	S	5.63	0.05	Kakaras et al. (1968)
HD186427	Vilnius	S	5.64	0.05	Kakaras et al. (1968)
HD186427	Vilnius	S	5.67	0.05	Kakaras et al. (1968)
HD186427	WBVR	R	5.71	0.05	Kornilov et al. (1991)
HD186427	Johnson	R	5.76	0.05	Johnson et al. (1966b)
HD186427	13color	m72	5.66	0.05	Johnson & Mitchell (1975)
HD186427	13color	m80	5.49	0.05	Johnson & Mitchell (1975)
HD186427	13color	m86	5.45	0.05	Johnson & Mitchell (1975)
HD186427	Johnson	I	5.42	0.05	Johnson et al. (1966b)
HD186427	13color	m99	5.36	0.05	Johnson & Mitchell (1975)
HD186427	13color	m110	5.25	0.05	Johnson & Mitchell (1975)
HD186427	1250	250	5.06	0.05	Johnson (1965)
HD186427	Johnson	J	5.04	0.05	Johnson et al. (1966b)
HD186427	1250	250	5.04	0.05	Johnson et al. (1966b)
HD186427	1250	250	5.06	0.05	Wamsteker (1981)
HD186427	1250	250	5.05	0.05	Ahearn et al. (1984)
HD186427	2Mass	J	4.99	0.03	Cutri et al. (2003)
HD186427	1260	252	5.08	0.05	Campins et al. (1985)
HD186427	1600	320	4.77	0.05	Campins et al. (1985)
HD186427	1650	330	4.73	0.05	Ahearn et al. (1984)
HD186427	2Mass	H	4.70	0.03	Cutri et al. (2003)
HD186427	2Mass	Ks	4.65	0.01	Cutri et al. (2003)
HD186427	2200	440	4.67	0.05	Johnson (1965)
HD186427	Johnson	K	4.65	0.05	Johnson et al. (1966b)
HD186427	2200	440	4.65	0.05	Johnson et al. (1966b)
HD186427	2200	440	4.67	0.05	Wamsteker (1981)
HD186427	2200	440	4.66	0.05	Ahearn et al. (1984)
HD186427	2220	444	4.70	0.05	Campins et al. (1985)
HD186427	3400	680	4.59	0.05	Johnson (1965)
HD186427	Johnson	L	4.42	0.05	Johnson et al. (1966b)
HD186427	3400	680	4.42	0.05	Johnson et al. (1966b)
HD186427	3400	680	4.64	0.05	Ahearn et al. (1984)
HD187637	2Mass	J	6.54	0.01	Cutri et al. (2003)
HD187637	2Mass	H	6.35	0.03	Cutri et al. (2003)
HD187637	2Mass	Ks	6.28	0.01	Cutri et al. (2003)
HD188512	13color	m33	4.95	0.05	Johnson & Mitchell (1975)

TABLE 4 — CONTINUED

Star ID	System / Wavelength	Bandpass / Bandwidth	Value	Error	Reference
HD188512	Vilnius	U	6.79	0.05	Kakaras et al. (1968)
HD188512	DDO	m35	6.36	0.05	McClure (1976)
HD188512	13color	m35	4.81	0.05	Johnson & Mitchell (1975)
HD188512	WBVR	W	4.90	0.05	Kornilov et al. (1991)
HD188512	Johnson	U	5.05	0.05	Johnson & Morgan (1953)
HD188512	Johnson	U	5.05	0.05	Johnson & Harris (1954)
HD188512	Johnson	U	5.10	0.05	Hogg (1958)
HD188512	Johnson	U	5.09	0.05	Cousins & Stoy (1962)
HD188512	Johnson	U	5.06	0.05	Argue (1963)
HD188512	Johnson	U	5.05	0.05	Johnson (1964)
HD188512	Johnson	U	5.07	0.05	Cousins (1964a)
HD188512	Johnson	U	5.06	0.05	Johnson et al. (1966b)
HD188512	Johnson	U	5.07	0.05	Johnson et al. (1966b)
HD188512	Johnson	U	5.07	0.05	Johnson et al. (1966b)
HD188512	Johnson	U	5.04	0.05	Argue (1966)
HD188512	Johnson	U	5.07	0.05	Gutierrez-Moreno & et al. (1966)
HD188512	Johnson	U	5.04	0.05	van den Bergh (1967)
HD188512	Johnson	U	5.07	0.05	Gutierrez-Moreno & Moreno (1968)
HD188512	Johnson	U	5.07	0.05	Moreno (1971)
HD188512	Johnson	U	5.07	0.05	Moreno (1971)
HD188512	Johnson	U	5.08	0.05	Jennens & Helfer (1975)
HD188512	Johnson	U	5.05	0.05	Nicolet (1978)
HD188512	Johnson	U	5.06	0.05	Szabados (1980)
HD188512	Johnson	U	5.06	0.05	Oja (1983)
HD188512	Johnson	U	5.05	0.05	Oja (1984)
HD188512	Johnson	U	5.04	0.05	Cousins (1984)
HD188512	Johnson	U	5.06	0.05	Oja (1985b)
HD188512	Johnson	U	5.05	0.05	Oja (1985a)
HD188512	Johnson	U	5.05	0.05	Oja (1986)
HD188512	Johnson	U	5.04	0.05	Mermilliod (1986)
HD188512	Vilnius	P	6.29	0.05	Kakaras et al. (1968)
HD188512	13color	m37	5.02	0.05	Johnson & Mitchell (1975)
HD188512	DDO	m38	5.42	0.05	McClure (1976)
HD188512	13color	m40	4.98	0.05	Johnson & Mitchell (1975)
HD188512	Vilnius	X	5.49	0.05	Kakaras et al. (1968)
HD188512	DDO	m41	5.98	0.05	McClure (1976)
HD188512	Oja	m41	5.50	0.05	Häggkvist & Oja (1970)
HD188512	DDO	m42	5.95	0.05	McClure (1976)
HD188512	Oja	m42	5.52	0.05	Häggkvist & Oja (1970)
HD188512	WBVR	B	4.60	0.05	Kornilov et al. (1991)
HD188512	Johnson	B	4.56	0.05	Johnson & Morgan (1953)
HD188512	Johnson	B	4.57	0.05	Johnson & Harris (1954)
HD188512	Johnson	B	4.61	0.05	Hogg (1958)
HD188512	Johnson	B	4.58	0.05	Sadler (1961)
HD188512	Johnson	B	4.59	0.05	Cousins & Stoy (1962)
HD188512	Johnson	B	4.58	0.05	Argue (1963)
HD188512	Johnson	B	4.59	0.05	Johnson (1964)
HD188512	Johnson	B	4.57	0.05	Cousins (1964a)
HD188512	Johnson	B	4.54	0.05	Häggkvist & Oja (1966)
HD188512	Johnson	B	4.58	0.05	Johnson et al. (1966b)
HD188512	Johnson	B	4.58	0.05	Johnson et al. (1966b)
HD188512	Johnson	B	4.56	0.05	Argue (1966)
HD188512	Johnson	B	4.58	0.05	Gutierrez-Moreno & et al. (1966)
HD188512	Johnson	B	4.58	0.05	van den Bergh (1967)
HD188512	Johnson	B	4.59	0.05	Gutierrez-Moreno & Moreno (1968)
HD188512	Johnson	B	4.58	0.05	Moreno (1971)
HD188512	Johnson	B	4.58	0.05	Moreno (1971)
HD188512	Johnson	B	4.59	0.05	Jennens & Helfer (1975)
HD188512	Johnson	B	4.57	0.05	Nicolet (1978)
HD188512	Johnson	B	4.57	0.05	Szabados (1980)
HD188512	Johnson	B	4.56	0.05	Oja (1983)
HD188512	Johnson	B	4.56	0.05	Oja (1984)
HD188512	Johnson	B	4.57	0.05	Cousins (1984)
HD188512	Johnson	B	4.56	0.05	Oja (1985b)
HD188512	Johnson	B	4.56	0.05	Oja (1985a)
HD188512	Johnson	B	4.55	0.05	Oja (1986)
HD188512	Johnson	B	4.58	0.05	Mermilliod (1986)
HD188512	Oja	m45	4.31	0.05	Häggkvist & Oja (1970)
HD188512	DDO	m45	5.14	0.05	McClure (1976)
HD188512	13color	m45	4.32	0.05	Johnson & Mitchell (1975)
HD188512	Vilnius	Y	4.40	0.05	Kakaras et al. (1968)
HD188512	DDO	m48	4.03	0.05	McClure (1976)
HD188512	Vilnius	Z	4.00	0.05	Kakaras et al. (1968)
HD188512	13color	m52	3.96	0.05	Johnson & Mitchell (1975)
HD188512	WBVR	V	3.73	0.05	Kornilov et al. (1991)

TABLE 4 — CONTINUED

Star ID	System / Wavelength	Bandpass / Bandwidth	Value	Error	Reference
HD188512	Vilnius	V	3.72	0.05	Kakaras et al. (1968)
HD188512	Johnson	V	3.70	0.05	Johnson & Morgan (1953)
HD188512	Johnson	V	3.71	0.05	Johnson & Harris (1954)
HD188512	Johnson	V	3.74	0.05	Hogg (1958)
HD188512	Johnson	V	3.72	0.05	Sadler (1961)
HD188512	Johnson	V	3.73	0.05	Cousins & Stoy (1962)
HD188512	Johnson	V	3.71	0.05	Argue (1963)
HD188512	Johnson	V	3.71	0.05	Johnson (1964)
HD188512	Johnson	V	3.72	0.05	Cousins (1964a)
HD188512	Johnson	V	3.68	0.05	Häggkvist & Oja (1966)
HD188512	Johnson	V	3.72	0.05	Johnson et al. (1966b)
HD188512	Johnson	V	3.72	0.05	Johnson et al. (1966b)
HD188512	Johnson	V	3.71	0.05	Argue (1966)
HD188512	Johnson	V	3.72	0.05	Gutierrez-Moreno & et al. (1966)
HD188512	Johnson	V	3.74	0.05	van den Bergh (1967)
HD188512	Johnson	V	3.74	0.05	Gutierrez-Moreno & Moreno (1968)
HD188512	Johnson	V	3.73	0.05	Moreno (1971)
HD188512	Johnson	V	3.73	0.05	Moreno (1971)
HD188512	Johnson	V	3.73	0.05	Jennens & Helfer (1975)
HD188512	Johnson	V	3.71	0.05	Nicolet (1978)
HD188512	Johnson	V	3.71	0.05	Szabados (1980)
HD188512	Johnson	V	3.71	0.05	Oja (1983)
HD188512	Johnson	V	3.71	0.05	Oja (1984)
HD188512	Johnson	V	3.71	0.05	Cousins (1984)
HD188512	Johnson	V	3.71	0.05	Oja (1985b)
HD188512	Johnson	V	3.73	0.05	Oja (1985a)
HD188512	Johnson	V	3.70	0.05	Oja (1986)
HD188512	Johnson	V	3.73	0.05	Mermilliod (1986)
HD188512	13color	m58	3.52	0.05	Johnson & Mitchell (1975)
HD188512	13color	m63	3.23	0.05	Johnson & Mitchell (1975)
HD188512	Vilnius	S	3.06	0.05	Kakaras et al. (1968)
HD188512	WBVR	R	3.06	0.05	Kornilov et al. (1991)
HD188512	Johnson	R	3.06	0.05	Johnson et al. (1966b)
HD188512	Johnson	R	3.06	0.05	Moreno (1971)
HD188512	13color	m72	3.06	0.05	Johnson & Mitchell (1975)
HD188512	13color	m80	2.86	0.05	Johnson & Mitchell (1975)
HD188512	13color	m86	2.77	0.05	Johnson & Mitchell (1975)
HD188512	Johnson	I	2.57	0.05	Johnson et al. (1966b)
HD188512	Johnson	I	2.95	0.06	Neugebauer & Leighton (1969b)
HD188512	13color	m99	2.63	0.05	Johnson & Mitchell (1975)
HD188512	13color	m110	2.48	0.05	Johnson & Mitchell (1975)
HD188512	1230	246	2.19	0.05	Blackwell et al. (1979b)
HD188512	1240	248	2.19	0.05	Selby et al. (1988)
HD188512	Johnson	J	2.26	0.05	Johnson et al. (1966b)
HD188512	1250	250	2.26	0.05	Johnson et al. (1966b)
HD188512	1250	250	2.18	0.05	Little-Marenin et al. (1986)
HD188512	1250	250	2.19	0.05	Blackwell et al. (1990a)
HD188512	2Mass	J	2.29	0.25	Cutri et al. (2003)
HD188512	1650	330	1.71	0.05	Blackwell et al. (1979b)
HD188512	1650	330	1.72	0.05	Little-Marenin et al. (1986)
HD188512	2Mass	H	1.93	0.20	Cutri et al. (2003)
HD188512	2Mass	Ks	1.71	0.23	Cutri et al. (2003)
HD188512	Johnson	K	1.71	0.05	Johnson et al. (1966b)
HD188512	2200	440	1.71	0.05	Johnson et al. (1966b)
HD188512	Johnson	K	1.61	0.07	Neugebauer & Leighton (1969b)
HD188512	2200	440	1.66	0.05	Blackwell et al. (1979b)
HD188512	2200	440	1.64	0.05	Little-Marenin et al. (1986)
HD188512	2200	440	1.66	0.05	Selby et al. (1988)
HD188512	2210	442	1.66	0.05	Blackwell et al. (1990a)
HD188512	Johnson	L	1.60	0.05	Johnson et al. (1966b)
HD188512	3400	680	1.60	0.05	Johnson et al. (1966b)
HD188512	3400	680	1.65	0.05	Little-Marenin et al. (1986)
HD188512	3500	700	1.62	0.05	Blackwell et al. (1979b)
HD188512	12000	2000	8.98	0.90	Beichman et al. (1988)
HD188512	25000	8000	2.17	0.22	Beichman et al. (1988)
HD188512	60000	12000	0.38	0.04	Beichman et al. (1988)
HD190360	Vilnius	U	8.52	0.05	Kakaras et al. (1968)
HD190360	Vilnius	U	8.56	0.05	Kakaras et al. (1968)
HD190360	DDO	m35	8.13	0.05	McClure (1976)
HD190360	WBVR	W	6.70	0.05	Kornilov et al. (1991)
HD190360	Johnson	U	6.80	0.05	Roman (1955)
HD190360	Johnson	U	6.80	0.05	Johnson et al. (1966b)
HD190360	Johnson	U	6.84	0.05	Argue (1966)
HD190360	Johnson	U	6.87	0.05	Cowley et al. (1967)
HD190360	Johnson	U	6.76	0.05	Rybka (1969)

TABLE 4 — CONTINUED

Star ID	System / Wavelength	Bandpass / Bandwidth	Value	Error	Reference
HD190360	Johnson	U	6.81	0.05	Nicolet (1978)
HD190360	Johnson	U	6.86	0.05	Mermilliod (1986)
HD190360	Vilnius	P	8.08	0.05	Kakaras et al. (1968)
HD190360	Vilnius	P	8.11	0.05	Kakaras et al. (1968)
HD190360	DDO	m38	7.20	0.05	McClure (1976)
HD190360	Vilnius	X	7.30	0.05	Kakaras et al. (1968)
HD190360	Vilnius	X	7.31	0.05	Kakaras et al. (1968)
HD190360	DDO	m41	7.85	0.05	McClure (1976)
HD190360	Oja	m41	7.41	0.05	Häggkvist & Oja (1970)
HD190360	DDO	m42	7.79	0.05	McClure (1976)
HD190360	Oja	m42	7.39	0.05	Häggkvist & Oja (1970)
HD190360	WBVR	B	6.52	0.05	Kornilov et al. (1991)
HD190360	Johnson	B	6.42	0.05	Roman (1955)
HD190360	Johnson	B	6.45	0.05	Sjögren (1964)
HD190360	Johnson	B	6.42	0.05	Johnson et al. (1966b)
HD190360	Johnson	B	6.47	0.05	Argue (1966)
HD190360	Johnson	B	6.48	0.05	Cowley et al. (1967)
HD190360	Johnson	B	6.46	0.05	Rybka (1969)
HD190360	Johnson	B	6.44	0.05	Nicolet (1978)
HD190360	Johnson	B	6.51	0.05	Mermilliod (1986)
HD190360	Oja	m45	6.24	0.05	Häggkvist & Oja (1970)
HD190360	DDO	m45	7.05	0.05	McClure (1976)
HD190360	Vilnius	Y	6.33	0.05	Kakaras et al. (1968)
HD190360	Vilnius	Y	6.34	0.05	Kakaras et al. (1968)
HD190360	DDO	m48	6.00	0.05	McClure (1976)
HD190360	Vilnius	Z	5.97	0.05	Kakaras et al. (1968)
HD190360	WBVR	V	5.75	0.05	Kornilov et al. (1991)
HD190360	Vilnius	V	5.71	0.05	Kakaras et al. (1968)
HD190360	Vilnius	V	5.73	0.05	Kakaras et al. (1968)
HD190360	Johnson	V	5.70	0.05	Roman (1955)
HD190360	Johnson	V	5.70	0.05	Sjögren (1964)
HD190360	Johnson	V	5.70	0.05	Johnson et al. (1966b)
HD190360	Johnson	V	5.73	0.05	Argue (1966)
HD190360	Johnson	V	5.75	0.05	Cowley et al. (1967)
HD190360	Johnson	V	5.73	0.05	Rybka (1969)
HD190360	Johnson	V	5.71	0.05	Nicolet (1978)
HD190360	Johnson	V	5.77	0.05	Mermilliod (1986)
HD190360	Vilnius	S	5.11	0.05	Kakaras et al. (1968)
HD190360	Vilnius	S	5.13	0.05	Kakaras et al. (1968)
HD190360	WBVR	R	5.19	0.05	Kornilov et al. (1991)
HD190360	2Mass	J	4.55	0.23	Cutri et al. (2003)
HD190360	1280	256	4.45	0.05	Alonso et al. (1994b)
HD190360	1650	330	4.11	0.05	Alonso et al. (1994b)
HD190360	2Mass	H	4.24	0.25	Cutri et al. (2003)
HD190360	2Mass	Ks	4.08	0.02	Cutri et al. (2003)
HD190360	2190	438	4.05	0.05	Alonso et al. (1994b)
HD190360	12000	2000	1.03	0.10	Beichman et al. (1988)
HD190406	DDO	m35	7.77	0.05	McClure (1976)
HD190406	WBVR	W	6.34	0.05	Kornilov et al. (1991)
HD190406	Johnson	U	6.50	0.05	Johnson & Knuckles (1957)
HD190406	Johnson	U	6.50	0.05	Johnson et al. (1966b)
HD190406	Johnson	U	6.50	0.05	Cowley et al. (1967)
HD190406	Johnson	U	6.50	0.05	Nicolet (1978)
HD190406	Johnson	U	6.53	0.05	Szabados (1980)
HD190406	Johnson	U	6.49	0.05	Mermilliod (1986)
HD190406	DDO	m38	6.86	0.05	McClure (1976)
HD190406	DDO	m41	7.66	0.05	McClure (1976)
HD190406	Oja	m41	7.19	0.05	Häggkvist & Oja (1970)
HD190406	DDO	m42	7.64	0.05	McClure (1976)
HD190406	Oja	m42	7.20	0.05	Häggkvist & Oja (1970)
HD190406	WBVR	B	6.41	0.05	Kornilov et al. (1991)
HD190406	Johnson	B	6.41	0.05	Johnson & Knuckles (1957)
HD190406	Johnson	B	6.36	0.05	Niconov et al. (1957)
HD190406	Johnson	B	6.41	0.05	Johnson et al. (1966b)
HD190406	Johnson	B	6.39	0.05	Cowley et al. (1967)
HD190406	Johnson	B	6.41	0.05	Nicolet (1978)
HD190406	Johnson	B	6.40	0.05	Moffett & Barnes (1980)
HD190406	Johnson	B	6.41	0.05	Szabados (1980)
HD190406	Johnson	B	6.39	0.05	Mermilliod (1986)
HD190406	Oja	m45	6.20	0.05	Häggkvist & Oja (1970)
HD190406	DDO	m45	7.02	0.05	McClure (1976)
HD190406	DDO	m48	6.02	0.05	McClure (1976)
HD190406	WBVR	V	5.80	0.05	Kornilov et al. (1991)
HD190406	Johnson	V	5.80	0.05	Johnson & Knuckles (1957)
HD190406	Johnson	V	5.77	0.05	Niconov et al. (1957)

TABLE 4 — CONTINUED

Star ID	System / Wavelength	Bandpass / Bandwidth	Value	Error	Reference
HD190406	Johnson	V	5.80	0.05	Johnson et al. (1966b)
HD190406	Johnson	V	5.80	0.05	Cowley et al. (1967)
HD190406	Johnson	V	5.80	0.05	Nicolet (1978)
HD190406	Johnson	V	5.80	0.05	Moffett & Barnes (1980)
HD190406	Johnson	V	5.79	0.05	Szabados (1980)
HD190406	Johnson	V	5.79	0.05	Mermilliod (1986)
HD190406	WBVR	R	5.32	0.05	Kornilov et al. (1991)
HD190406	2Mass	J	4.69	0.21	Cutri et al. (2003)
HD190406	2Mass	H	4.43	0.20	Cutri et al. (2003)
HD190406	2Mass	Ks	4.39	0.02	Cutri et al. (2003)
HD190406	12000	2000	0.76	0.08	Beichman et al. (1988)
HD195564	Vilnius	U	8.29	0.05	Kakaras et al. (1968)
HD195564	DDO	m35	7.88	0.05	McClure (1976)
HD195564	WBVR	W	6.44	0.05	Kornilov et al. (1991)
HD195564	Johnson	U	6.53	0.05	Mermilliod (1986)
HD195564	Vilnius	P	7.83	0.05	Kakaras et al. (1968)
HD195564	DDO	m38	6.95	0.05	McClure (1976)
HD195564	DDO	m38	6.96	0.05	McClure (1976)
HD195564	Vilnius	X	7.13	0.05	Kakaras et al. (1968)
HD195564	DDO	m41	7.66	0.05	McClure (1976)
HD195564	DDO	m41	7.66	0.05	McClure (1976)
HD195564	Oja	m41	7.17	0.05	Häggkvist & Oja (1970)
HD195564	DDO	m42	7.64	0.05	McClure (1976)
HD195564	DDO	m42	7.65	0.05	McClure (1976)
HD195564	Oja	m42	7.21	0.05	Häggkvist & Oja (1970)
HD195564	WBVR	B	6.39	0.05	Kornilov et al. (1991)
HD195564	Johnson	B	6.33	0.05	Cousins & Stoy (1962)
HD195564	Johnson	B	6.35	0.05	Lake (1965)
HD195564	Johnson	B	6.34	0.05	Johnson et al. (1966b)
HD195564	Johnson	B	6.34	0.05	Nicolet (1978)
HD195564	Johnson	B	6.33	0.05	Mermilliod (1986)
HD195564	Oja	m45	6.14	0.05	Häggkvist & Oja (1970)
HD195564	DDO	m45	6.90	0.05	McClure (1976)
HD195564	DDO	m45	6.96	0.05	McClure (1976)
HD195564	Vilnius	Y	6.25	0.05	Kakaras et al. (1968)
HD195564	DDO	m48	5.91	0.05	McClure (1976)
HD195564	DDO	m48	5.92	0.05	McClure (1976)
HD195564	Vilnius	Z	5.90	0.05	Kakaras et al. (1968)
HD195564	WBVR	V	5.67	0.05	Kornilov et al. (1991)
HD195564	Vilnius	V	5.65	0.05	Kakaras et al. (1968)
HD195564	Johnson	V	5.64	0.05	Cousins & Stoy (1962)
HD195564	Johnson	V	5.66	0.05	Lake (1965)
HD195564	Johnson	V	5.65	0.05	Johnson et al. (1966b)
HD195564	Johnson	V	5.65	0.05	Nicolet (1978)
HD195564	Johnson	V	5.65	0.05	Mermilliod (1986)
HD195564	Vilnius	S	5.06	0.05	Kakaras et al. (1968)
HD195564	WBVR	R	5.12	0.05	Kornilov et al. (1991)
HD195564	2Mass	J	4.31	0.28	Cutri et al. (2003)
HD195564	2Mass	H	3.91	0.25	Cutri et al. (2003)
HD195564	2Mass	Ks	4.00	0.03	Cutri et al. (2003)
HD198149	13color	m33	4.91	0.05	Johnson & Mitchell (1975)
HD198149	Vilnius	U	6.70	0.05	Kakaras et al. (1968)
HD198149	DDO	m35	6.24	0.05	McClure (1976)
HD198149	13color	m35	4.72	0.05	Johnson & Mitchell (1975)
HD198149	WBVR	W	4.78	0.05	Kornilov et al. (1991)
HD198149	Johnson	U	4.97	0.05	Johnson & Morgan (1953)
HD198149	Johnson	U	4.98	0.05	Argue (1963)
HD198149	Johnson	U	4.94	0.05	Johnson (1964)
HD198149	Johnson	U	4.96	0.05	Johnson et al. (1966b)
HD198149	Johnson	U	4.96	0.05	Johnson et al. (1966b)
HD198149	Johnson	U	4.96	0.05	Argue (1966)
HD198149	Johnson	U	4.95	0.05	Cowley et al. (1967)
HD198149	Johnson	U	4.96	0.05	Jennens & Helfer (1975)
HD198149	Johnson	U	4.97	0.05	Nicolet (1978)
HD198149	Johnson	U	4.96	0.05	Oja (1984)
HD198149	Johnson	U	4.95	0.05	Oja (1985b)
HD198149	Johnson	U	4.94	0.05	Oja (1986)
HD198149	Johnson	U	4.95	0.05	Mermilliod (1986)
HD198149	Vilnius	P	6.17	0.05	Kakaras et al. (1968)
HD198149	13color	m37	4.90	0.05	Johnson & Mitchell (1975)
HD198149	DDO	m38	5.26	0.05	McClure (1976)
HD198149	13color	m40	4.80	0.05	Johnson & Mitchell (1975)
HD198149	Vilnius	X	5.29	0.05	Kakaras et al. (1968)
HD198149	DDO	m41	5.82	0.05	McClure (1976)
HD198149	Oja	m41	5.38	0.05	Häggkvist & Oja (1970)

TABLE 4 — CONTINUED

Star ID	System / Wavelength	Bandpass / Bandwidth	Value	Error	Reference
HD198149	DDO	m42	5.71	0.05	McClure (1976)
HD198149	Oja	m42	5.31	0.05	Häggkvist & Oja (1970)
HD198149	WBVR	B	4.36	0.05	Kornilov et al. (1991)
HD198149	Johnson	B	4.35	0.05	Johnson & Morgan (1953)
HD198149	Johnson	B	4.29	0.05	Niconov et al. (1957)
HD198149	Johnson	B	4.34	0.05	Oja (1963)
HD198149	Johnson	B	4.37	0.05	Argue (1963)
HD198149	Johnson	B	4.33	0.05	Sjögren (1964)
HD198149	Johnson	B	4.35	0.05	Johnson (1964)
HD198149	Johnson	B	4.35	0.05	Johnson et al. (1966b)
HD198149	Johnson	B	4.35	0.05	Johnson et al. (1966b)
HD198149	Johnson	B	4.34	0.05	Argue (1966)
HD198149	Johnson	B	4.32	0.05	Cowley et al. (1967)
HD198149	Johnson	B	4.34	0.05	Jennens & Helfer (1975)
HD198149	Johnson	B	4.35	0.05	Nicolet (1978)
HD198149	Johnson	B	4.33	0.05	Oja (1984)
HD198149	Johnson	B	4.32	0.05	Oja (1985b)
HD198149	Johnson	B	4.32	0.05	Oja (1986)
HD198149	Johnson	B	4.35	0.05	Mermilliod (1986)
HD198149	Oja	m45	4.09	0.05	Häggkvist & Oja (1970)
HD198149	DDO	m45	4.87	0.05	McClure (1976)
HD198149	13color	m45	4.06	0.05	Johnson & Mitchell (1975)
HD198149	Vilnius	Y	4.13	0.05	Kakaras et al. (1968)
HD198149	DDO	m48	3.74	0.05	McClure (1976)
HD198149	Vilnius	Z	3.71	0.05	Kakaras et al. (1968)
HD198149	13color	m52	3.64	0.05	Johnson & Mitchell (1975)
HD198149	WBVR	V	3.43	0.05	Kornilov et al. (1991)
HD198149	Vilnius	V	3.43	0.05	Kakaras et al. (1968)
HD198149	Johnson	V	3.43	0.05	Johnson & Morgan (1953)
HD198149	Johnson	V	3.38	0.05	Niconov et al. (1957)
HD198149	Johnson	V	3.42	0.05	Oja (1963)
HD198149	Johnson	V	3.44	0.05	Argue (1963)
HD198149	Johnson	V	3.45	0.05	Sjögren (1964)
HD198149	Johnson	V	3.43	0.05	Johnson (1964)
HD198149	Johnson	V	3.43	0.05	Johnson et al. (1966b)
HD198149	Johnson	V	3.43	0.05	Johnson et al. (1966b)
HD198149	Johnson	V	3.41	0.05	Argue (1966)
HD198149	Johnson	V	3.43	0.05	Cowley et al. (1967)
HD198149	Johnson	V	3.43	0.05	Jennens & Helfer (1975)
HD198149	Johnson	V	3.43	0.05	Nicolet (1978)
HD198149	Johnson	V	3.41	0.05	Oja (1984)
HD198149	Johnson	V	3.41	0.05	Oja (1985b)
HD198149	Johnson	V	3.40	0.05	Oja (1986)
HD198149	Johnson	V	3.43	0.05	Mermilliod (1986)
HD198149	13color	m58	3.20	0.05	Johnson & Mitchell (1975)
HD198149	13color	m63	2.93	0.05	Johnson & Mitchell (1975)
HD198149	Vilnius	S	2.72	0.05	Kakaras et al. (1968)
HD198149	WBVR	R	2.73	0.05	Kornilov et al. (1991)
HD198149	Johnson	R	2.76	0.05	Johnson et al. (1966b)
HD198149	13color	m72	2.62	0.05	Johnson & Mitchell (1975)
HD198149	13color	m80	2.42	0.05	Johnson & Mitchell (1975)
HD198149	13color	m86	2.30	0.05	Johnson & Mitchell (1975)
HD198149	Johnson	I	2.27	0.05	Johnson et al. (1966b)
HD198149	Johnson	I	2.62	0.05	Neugebauer & Leighton (1969b)
HD198149	13color	m99	2.20	0.05	Johnson & Mitchell (1975)
HD198149	13color	m110	2.00	0.05	Johnson & Mitchell (1975)
HD198149	1240	248	1.79	0.05	Selby et al. (1988)
HD198149	Johnson	J	1.90	0.05	Johnson et al. (1966b)
HD198149	1250	250	1.90	0.05	Johnson et al. (1966b)
HD198149	1250	250	1.79	0.05	Blackwell et al. (1990a)
HD198149	2Mass	J	1.91	0.28	Cutri et al. (2003)
HD198149	1280	256	1.77	0.05	Alonso et al. (1998)
HD198149	1650	330	1.34	0.05	Alonso et al. (1998)
HD198149	2Mass	H	1.50	0.17	Cutri et al. (2003)
HD198149	2Mass	Ks	1.39	0.24	Cutri et al. (2003)
HD198149	2190	438	1.23	0.05	Alonso et al. (1998)
HD198149	Johnson	K	1.28	0.05	Johnson et al. (1966b)
HD198149	2200	440	1.28	0.05	Johnson et al. (1966b)
HD198149	Johnson	K	1.22	0.05	Neugebauer & Leighton (1969b)
HD198149	2200	440	1.23	0.05	Selby et al. (1988)
HD198149	2210	442	1.23	0.05	Blackwell et al. (1990a)
HD198149	Johnson	L	1.19	0.05	Johnson et al. (1966b)
HD198149	3400	680	1.19	0.05	Johnson et al. (1966b)
HD198149	12000	2000	14.58	1.46	Beichman et al. (1988)
HD198149	25000	8000	3.26	0.33	Beichman et al. (1988)

TABLE 4 — CONTINUED

Star ID	System / Wavelength	Bandpass / Bandwidth	Value	Error	Reference
HD198149	60000	12000	0.73	0.07	Beichman et al. (1988)
HD206860	Vilnius	U	8.28	0.05	Kakaras et al. (1968)
HD206860	DDO	m35	7.86	0.05	McClure (1976)
HD206860	WBVR	W	6.45	0.05	Kornilov et al. (1991)
HD206860	Johnson	U	6.56	0.05	Blanco et al. (1979)
HD206860	Johnson	U	6.62	0.05	Mermilliod (1986)
HD206860	Vilnius	P	7.83	0.05	Kakaras et al. (1968)
HD206860	DDO	m38	6.96	0.05	McClure (1976)
HD206860	Vilnius	X	7.26	0.05	Kakaras et al. (1968)
HD206860	DDO	m41	7.80	0.05	McClure (1976)
HD206860	Oja	m41	7.36	0.05	Häggkvist & Oja (1970)
HD206860	DDO	m42	7.78	0.05	McClure (1976)
HD206860	Oja	m42	7.38	0.05	Häggkvist & Oja (1970)
HD206860	WBVR	B	6.57	0.05	Kornilov et al. (1991)
HD206860	Johnson	B	6.53	0.05	Häggkvist & Oja (1970)
HD206860	Johnson	B	6.53	0.05	Blanco et al. (1979)
HD206860	Johnson	B	6.58	0.05	Mermilliod (1986)
HD206860	Oja	m45	6.39	0.05	Häggkvist & Oja (1970)
HD206860	DDO	m45	7.18	0.05	McClure (1976)
HD206860	Vilnius	Y	6.47	0.05	Kakaras et al. (1968)
HD206860	DDO	m48	6.18	0.05	McClure (1976)
HD206860	Vilnius	Z	6.15	0.05	Kakaras et al. (1968)
HD206860	WBVR	V	5.98	0.05	Kornilov et al. (1991)
HD206860	Vilnius	V	5.94	0.05	Kakaras et al. (1968)
HD206860	Johnson	V	5.94	0.05	Häggkvist & Oja (1970)
HD206860	Johnson	V	5.94	0.05	Blanco et al. (1979)
HD206860	Johnson	V	6.00	0.05	Mermilliod (1986)
HD206860	Vilnius	S	5.40	0.05	Kakaras et al. (1968)
HD206860	WBVR	R	5.49	0.05	Kornilov et al. (1991)
HD206860	2Mass	J	4.79	0.03	Cutri et al. (2003)
HD206860	2Mass	H	4.60	0.03	Cutri et al. (2003)
HD206860	2Mass	Ks	4.56	0.04	Cutri et al. (2003)
HD210027	13color	m33	4.04	0.05	Johnson & Mitchell (1975)
HD210027	Vilnius	U	5.88	0.05	Kakaras et al. (1968)
HD210027	Vilnius	U	5.93	0.05	Kakaras et al. (1968)
HD210027	13color	m35	3.98	0.05	Johnson & Mitchell (1975)
HD210027	WBVR	W	4.07	0.05	Kornilov et al. (1991)
HD210027	Johnson	U	4.15	0.05	Johnson & Morgan (1953)
HD210027	Johnson	U	4.16	0.05	Johnson (1964)
HD210027	Johnson	U	4.16	0.05	Johnson et al. (1966b)
HD210027	Johnson	U	4.17	0.05	Johnson et al. (1966b)
HD210027	Johnson	U	4.17	0.05	Johnson et al. (1966b)
HD210027	Johnson	U	4.19	0.05	Argue (1966)
HD210027	Johnson	U	4.17	0.05	Imagawa (1967)
HD210027	Johnson	U	4.19	0.05	Oja (1983)
HD210027	Johnson	U	4.18	0.05	Oja (1984)
HD210027	Johnson	U	4.20	0.05	Oja (1985b)
HD210027	Johnson	U	4.18	0.05	Oja (1985a)
HD210027	Johnson	U	4.19	0.05	Oja (1986)
HD210027	Johnson	U	4.17	0.05	Mermilliod (1986)
HD210027	Vilnius	P	5.41	0.05	Kakaras et al. (1968)
HD210027	Vilnius	P	5.44	0.05	Kakaras et al. (1968)
HD210027	13color	m37	4.17	0.05	Johnson & Mitchell (1975)
HD210027	13color	m40	4.36	0.05	Johnson & Mitchell (1975)
HD210027	Vilnius	X	4.83	0.05	Kakaras et al. (1968)
HD210027	Vilnius	X	4.85	0.05	Kakaras et al. (1968)
HD210027	WBVR	B	4.22	0.05	Kornilov et al. (1991)
HD210027	Johnson	B	4.20	0.05	Johnson & Morgan (1953)
HD210027	Johnson	B	4.17	0.05	Niconov et al. (1957)
HD210027	Johnson	B	4.21	0.05	Sjögren (1964)
HD210027	Johnson	B	4.20	0.05	Johnson (1964)
HD210027	Johnson	B	4.20	0.05	Johnson et al. (1966b)
HD210027	Johnson	B	4.20	0.05	Johnson et al. (1966b)
HD210027	Johnson	B	4.21	0.05	Argue (1966)
HD210027	Johnson	B	4.20	0.05	Imagawa (1967)
HD210027	Johnson	B	4.20	0.05	Oja (1983)
HD210027	Johnson	B	4.20	0.05	Oja (1984)
HD210027	Johnson	B	4.20	0.05	Oja (1985b)
HD210027	Johnson	B	4.20	0.05	Oja (1985a)
HD210027	Johnson	B	4.20	0.05	Oja (1986)
HD210027	Johnson	B	4.21	0.05	Mermilliod (1986)
HD210027	13color	m45	4.09	0.05	Johnson & Mitchell (1975)
HD210027	Vilnius	Y	4.19	0.05	Kakaras et al. (1968)
HD210027	Vilnius	Y	4.21	0.05	Kakaras et al. (1968)
HD210027	Vilnius	Z	3.93	0.05	Kakaras et al. (1968)

TABLE 4 — CONTINUED

Star ID	System / Wavelength	Bandpass / Bandwidth	Value	Error	Reference
HD210027	13color	m52	3.86	0.05	Johnson & Mitchell (1975)
HD210027	WBVR	V	3.77	0.05	Kornilov et al. (1991)
HD210027	Vilnius	V	3.76	0.05	Kakaras et al. (1968)
HD210027	Johnson	V	3.76	0.05	Johnson & Morgan (1953)
HD210027	Johnson	V	3.75	0.05	Niconov et al. (1957)
HD210027	Johnson	V	3.77	0.05	Sjögren (1964)
HD210027	Johnson	V	3.76	0.05	Johnson (1964)
HD210027	Johnson	V	3.76	0.05	Johnson et al. (1966b)
HD210027	Johnson	V	3.76	0.05	Johnson et al. (1966b)
HD210027	Johnson	V	3.76	0.05	Argue (1966)
HD210027	Johnson	V	3.76	0.05	Imagawa (1967)
HD210027	Johnson	V	3.77	0.05	Oja (1983)
HD210027	Johnson	V	3.77	0.05	Oja (1984)
HD210027	Johnson	V	3.77	0.05	Oja (1985b)
HD210027	Johnson	V	3.78	0.05	Oja (1985a)
HD210027	Johnson	V	3.77	0.05	Oja (1986)
HD210027	Johnson	V	3.77	0.05	Mermilliod (1986)
HD210027	13color	m58	3.64	0.05	Johnson & Mitchell (1975)
HD210027	13color	m63	3.49	0.05	Johnson & Mitchell (1975)
HD210027	Vilnius	S	3.28	0.05	Kakaras et al. (1968)
HD210027	Vilnius	S	3.31	0.05	Kakaras et al. (1968)
HD210027	WBVR	R	3.39	0.05	Kornilov et al. (1991)
HD210027	Johnson	R	3.36	0.05	Johnson et al. (1966b)
HD210027	13color	m72	3.32	0.05	Johnson & Mitchell (1975)
HD210027	13color	m80	3.19	0.05	Johnson & Mitchell (1975)
HD210027	13color	m86	3.16	0.05	Johnson & Mitchell (1975)
HD210027	Johnson	I	3.11	0.05	Johnson et al. (1966b)
HD210027	Johnson	I	3.49	0.05	Neugebauer & Leighton (1969b)
HD210027	13color	m99	3.11	0.05	Johnson & Mitchell (1975)
HD210027	13color	m110	3.01	0.05	Johnson & Mitchell (1975)
HD210027	Johnson	J	3.00	0.05	Johnson et al. (1966b)
HD210027	1250	250	3.00	0.05	Johnson et al. (1966b)
HD210027	Johnson	J	2.98	0.05	Johnson et al. (1968)
HD210027	1250	250	2.98	0.05	Johnson et al. (1968)
HD210027	1250	250	2.97	0.05	Engels et al. (1981)
HD210027	1250	250	2.98	0.05	Tapia et al. (1984)
HD210027	1250	250	2.97	0.05	The et al. (1986)
HD210027	2Mass	J	2.95	0.22	Cutri et al. (2003)
HD210027	1280	256	2.97	0.05	Leitherer & Wolf (1984)
HD210027	Johnson	H	2.71	0.05	Johnson et al. (1968)
HD210027	1630	326	2.78	0.05	Leitherer & Wolf (1984)
HD210027	1650	330	2.71	0.05	Johnson et al. (1968)
HD210027	1650	330	2.78	0.05	Engels et al. (1981)
HD210027	1650	330	2.75	0.05	Tapia et al. (1984)
HD210027	1650	330	2.78	0.05	The et al. (1986)
HD210027	2Mass	H	2.73	0.18	Cutri et al. (2003)
HD210027	2Mass	Ks	2.56	0.29	Cutri et al. (2003)
HD210027	Johnson	K	2.65	0.05	Johnson et al. (1966b)
HD210027	2200	440	2.65	0.05	Johnson et al. (1966b)
HD210027	Johnson	K	2.66	0.05	Johnson et al. (1968)
HD210027	2200	440	2.66	0.05	Johnson et al. (1968)
HD210027	Johnson	K	2.50	0.07	Neugebauer & Leighton (1969b)
HD210027	2200	440	2.69	0.05	Engels et al. (1981)
HD210027	2200	440	2.66	0.05	Tapia et al. (1984)
HD210027	2200	440	2.69	0.05	The et al. (1986)
HD210027	2210	442	2.69	0.05	Leitherer & Wolf (1984)
HD210027	Johnson	L	2.61	0.05	Johnson et al. (1968)
HD210027	3400	680	2.59	0.05	The et al. (1986)
HD210027	3500	700	2.61	0.05	Johnson et al. (1968)
HD210027	12000	2000	3.70	0.37	Beichman et al. (1988)
HD210027	25000	8000	0.82	0.08	Beichman et al. (1988)
HD210418	13color	m33	3.72	0.05	Johnson & Mitchell (1975)
HD210418	13color	m35	3.68	0.05	Johnson & Mitchell (1975)
HD210418	WBVR	W	3.72	0.05	Kornilov et al. (1991)
HD210418	Johnson	U	3.70	0.05	Cousins & Stoy (1962)
HD210418	Johnson	U	3.68	0.05	Cousins (1964a)
HD210418	Johnson	U	3.72	0.05	Johnson et al. (1966b)
HD210418	Johnson	U	3.72	0.05	Johnson et al. (1966b)
HD210418	Johnson	U	3.73	0.05	Johnson et al. (1966b)
HD210418	Johnson	U	3.64	0.05	Mermilliod (1986)
HD210418	13color	m37	3.68	0.05	Johnson & Mitchell (1975)
HD210418	13color	m40	3.65	0.05	Johnson & Mitchell (1975)
HD210418	WBVR	B	3.60	0.05	Kornilov et al. (1991)
HD210418	Johnson	B	0.19	0.05	Belyakina & Chugainov (1960)
HD210418	Johnson	B	3.60	0.05	Sadler (1961)

TABLE 4 — CONTINUED

Star ID	System / Wavelength	Bandpass / Bandwidth	Value	Error	Reference
HD210418	Johnson	B	3.60	0.05	Cousins & Stoy (1962)
HD210418	Johnson	B	3.60	0.05	Cousins (1964a)
HD210418	Johnson	B	3.59	0.05	Häggkvist & Oja (1966)
HD210418	Johnson	B	3.62	0.05	Johnson et al. (1966b)
HD210418	Johnson	B	3.62	0.05	Johnson et al. (1966b)
HD210418	Johnson	B	3.59	0.05	Mermilliod (1986)
HD210418	13color	m45	3.59	0.05	Johnson & Mitchell (1975)
HD210418	13color	m52	3.55	0.05	Johnson & Mitchell (1975)
HD210418	WBVR	V	3.52	0.05	Kornilov et al. (1991)
HD210418	Johnson	V	0.12	0.05	Belyakina & Chugainov (1960)
HD210418	Johnson	V	3.52	0.05	Sadler (1961)
HD210418	Johnson	V	3.52	0.05	Cousins & Stoy (1962)
HD210418	Johnson	V	3.52	0.05	Cousins (1964a)
HD210418	Johnson	V	3.50	0.05	Häggkvist & Oja (1966)
HD210418	Johnson	V	3.55	0.05	Johnson et al. (1966b)
HD210418	Johnson	V	3.55	0.05	Johnson et al. (1966b)
HD210418	Johnson	V	3.48	0.05	Mermilliod (1986)
HD210418	13color	m58	3.52	0.05	Johnson & Mitchell (1975)
HD210418	13color	m63	3.51	0.05	Johnson & Mitchell (1975)
HD210418	WBVR	R	3.47	0.05	Kornilov et al. (1991)
HD210418	Johnson	R	3.50	0.05	Johnson et al. (1966b)
HD210418	13color	m72	3.48	0.05	Johnson & Mitchell (1975)
HD210418	13color	m80	3.46	0.05	Johnson & Mitchell (1975)
HD210418	13color	m86	3.46	0.05	Johnson & Mitchell (1975)
HD210418	Johnson	I	3.46	0.05	Johnson et al. (1966b)
HD210418	13color	m99	3.43	0.05	Johnson & Mitchell (1975)
HD210418	13color	m110	3.37	0.05	Johnson & Mitchell (1975)
HD210418	1250	250	3.38	0.05	Guetter (1977)
HD210418	2Mass	J	3.46	0.27	Cutri et al. (2003)
HD210418	1600	320	3.38	0.05	Guetter (1977)
HD210418	2Mass	H	3.39	0.21	Cutri et al. (2003)
HD210418	2Mass	Ks	3.38	0.26	Cutri et al. (2003)
HD210418	2200	440	3.33	0.05	Guetter (1977)
HD210418	3400	680	3.29	0.05	Guetter (1977)
HD210418	12000	2000	2.05	0.21	Beichman et al. (1988)
HD210418	25000	8000	0.51	0.05	Beichman et al. (1988)
HD213558	13color	m33	3.72	0.05	Johnson & Mitchell (1975)
HD213558	Vilnius	U	5.68	0.05	Kakaras et al. (1968)
HD213558	Vilnius	U	5.69	0.05	Kakaras et al. (1968)
HD213558	13color	m35	3.72	0.05	Johnson & Mitchell (1975)
HD213558	WBVR	W	3.80	0.05	Kornilov et al. (1991)
HD213558	Johnson	U	3.78	0.05	Johnson et al. (1966b)
HD213558	Johnson	U	3.78	0.05	Johnson et al. (1966b)
HD213558	Johnson	U	3.80	0.05	Mermilliod (1986)
HD213558	Vilnius	P	5.09	0.05	Kakaras et al. (1968)
HD213558	Vilnius	P	5.11	0.05	Kakaras et al. (1968)
HD213558	13color	m37	3.76	0.05	Johnson & Mitchell (1975)
HD213558	13color	m40	3.77	0.05	Johnson & Mitchell (1975)
HD213558	Vilnius	X	4.26	0.05	Kakaras et al. (1968)
HD213558	Vilnius	X	4.28	0.05	Kakaras et al. (1968)
HD213558	Oja	m41	4.35	0.05	Häggkvist & Oja (1970)
HD213558	Oja	m42	4.40	0.05	Häggkvist & Oja (1970)
HD213558	WBVR	B	3.79	0.05	Kornilov et al. (1991)
HD213558	Johnson	B	3.76	0.05	Häggkvist & Oja (1966)
HD213558	Johnson	B	3.78	0.05	Johnson et al. (1966b)
HD213558	Johnson	B	3.78	0.05	Johnson et al. (1966b)
HD213558	Johnson	B	3.77	0.05	Mermilliod (1986)
HD213558	Oja	m45	3.71	0.05	Häggkvist & Oja (1970)
HD213558	13color	m45	3.75	0.05	Johnson & Mitchell (1975)
HD213558	Vilnius	Y	3.95	0.05	Kakaras et al. (1968)
HD213558	Vilnius	Y	3.95	0.05	Kakaras et al. (1968)
HD213558	Vilnius	Z	3.83	0.05	Kakaras et al. (1968)
HD213558	Vilnius	Z	3.84	0.05	Kakaras et al. (1968)
HD213558	13color	m52	3.75	0.05	Johnson & Mitchell (1975)
HD213558	WBVR	V	3.77	0.05	Kornilov et al. (1991)
HD213558	Vilnius	V	3.77	0.05	Kakaras et al. (1968)
HD213558	Vilnius	V	3.77	0.05	Kakaras et al. (1968)
HD213558	Johnson	V	3.75	0.05	Häggkvist & Oja (1966)
HD213558	Johnson	V	3.77	0.05	Johnson et al. (1966b)
HD213558	Johnson	V	3.77	0.05	Johnson et al. (1966b)
HD213558	Johnson	V	3.73	0.05	Mermilliod (1986)
HD213558	13color	m58	3.75	0.05	Johnson & Mitchell (1975)
HD213558	13color	m63	3.74	0.05	Johnson & Mitchell (1975)
HD213558	Vilnius	S	3.62	0.05	Kakaras et al. (1968)
HD213558	Vilnius	S	3.64	0.05	Kakaras et al. (1968)

TABLE 4 — CONTINUED

Star ID	System / Wavelength	Bandpass / Bandwidth	Value	Error	Reference
HD213558	WBVR	R	3.78	0.05	Kornilov et al. (1991)
HD213558	Johnson	R	3.77	0.05	Johnson et al. (1966b)
HD213558	13color	m72	3.76	0.05	Johnson & Mitchell (1975)
HD213558	13color	m80	3.76	0.05	Johnson & Mitchell (1975)
HD213558	13color	m86	3.77	0.05	Johnson & Mitchell (1975)
HD213558	Johnson	I	3.80	0.05	Johnson et al. (1966b)
HD213558	13color	m99	3.77	0.05	Johnson & Mitchell (1975)
HD213558	13color	m110	3.75	0.05	Johnson & Mitchell (1975)
HD213558	1240	248	3.75	0.05	Leggett et al. (1986)
HD213558	2Mass	J	3.83	0.24	Cutri et al. (2003)
HD213558	1280	256	3.73	0.05	Alonso et al. (1998)
HD213558	1650	330	3.73	0.05	Alonso et al. (1998)
HD213558	2Mass	H	3.87	0.21	Cutri et al. (2003)
HD213558	2Mass	Ks	3.85	0.27	Cutri et al. (2003)
HD213558	2190	438	3.72	0.05	Alonso et al. (1998)
HD213558	2200	440	3.75	0.05	Leggett et al. (1986)
HD215648	13color	m33	4.55	0.05	Johnson & Mitchell (1975)
HD215648	Vilnius	U	6.39	0.05	Kakaras et al. (1968)
HD215648	Vilnius	U	6.42	0.05	Kakaras et al. (1968)
HD215648	13color	m35	4.46	0.05	Johnson & Mitchell (1975)
HD215648	WBVR	W	4.56	0.05	Kornilov et al. (1991)
HD215648	Johnson	U	4.66	0.05	Johnson & Morgan (1953)
HD215648	Johnson	U	4.75	0.05	Hogg (1958)
HD215648	Johnson	U	4.66	0.05	Johnson et al. (1966b)
HD215648	Johnson	U	4.67	0.05	Johnson et al. (1966b)
HD215648	Johnson	U	4.67	0.05	Johnson et al. (1966b)
HD215648	Johnson	U	4.69	0.05	Argue (1966)
HD215648	Johnson	U	4.73	0.05	Gutierrez-Moreno & et al. (1966)
HD215648	Johnson	U	4.70	0.05	Cowley et al. (1967)
HD215648	Johnson	U	4.67	0.05	Imagawa (1967)
HD215648	Johnson	U	4.70	0.05	Moreno (1971)
HD215648	Johnson	U	4.70	0.05	Moreno (1971)
HD215648	Johnson	U	4.68	0.05	Kozok (1985)
HD215648	Johnson	U	4.71	0.05	Mermilliod (1986)
HD215648	Vilnius	P	5.87	0.05	Kakaras et al. (1968)
HD215648	Vilnius	P	5.92	0.05	Kakaras et al. (1968)
HD215648	13color	m37	4.62	0.05	Johnson & Mitchell (1975)
HD215648	DDO	m38	5.00	0.05	McClure (1976)
HD215648	13color	m40	4.86	0.05	Johnson & Mitchell (1975)
HD215648	Vilnius	X	5.32	0.05	Kakaras et al. (1968)
HD215648	Vilnius	X	5.34	0.05	Kakaras et al. (1968)
HD215648	DDO	m41	5.91	0.05	McClure (1976)
HD215648	DDO	m42	5.88	0.05	McClure (1976)
HD215648	WBVR	B	4.71	0.05	Kornilov et al. (1991)
HD215648	Johnson	B	4.69	0.05	Johnson & Morgan (1953)
HD215648	Johnson	B	4.71	0.05	Hogg (1958)
HD215648	Johnson	B	4.70	0.05	Sadler (1961)
HD215648	Johnson	B	4.77	0.05	Sjögren (1964)
HD215648	Johnson	B	4.69	0.05	Johnson et al. (1966b)
HD215648	Johnson	B	4.69	0.05	Johnson et al. (1966b)
HD215648	Johnson	B	4.70	0.05	Argue (1966)
HD215648	Johnson	B	4.71	0.05	Gutierrez-Moreno & et al. (1966)
HD215648	Johnson	B	4.71	0.05	Cowley et al. (1967)
HD215648	Johnson	B	4.70	0.05	Imagawa (1967)
HD215648	Johnson	B	4.69	0.05	Moreno (1971)
HD215648	Johnson	B	4.69	0.05	Moreno (1971)
HD215648	Johnson	B	4.70	0.05	Kozok (1985)
HD215648	Johnson	B	4.71	0.05	Mermilliod (1986)
HD215648	DDO	m45	5.37	0.05	McClure (1976)
HD215648	13color	m45	4.56	0.05	Johnson & Mitchell (1975)
HD215648	Vilnius	Y	4.67	0.05	Kakaras et al. (1968)
HD215648	Vilnius	Y	4.68	0.05	Kakaras et al. (1968)
HD215648	DDO	m48	4.39	0.05	McClure (1976)
HD215648	Vilnius	Z	4.37	0.05	Kakaras et al. (1968)
HD215648	Vilnius	Z	4.38	0.05	Kakaras et al. (1968)
HD215648	13color	m52	4.31	0.05	Johnson & Mitchell (1975)
HD215648	WBVR	V	4.21	0.05	Kornilov et al. (1991)
HD215648	Vilnius	V	4.19	0.05	Kakaras et al. (1968)
HD215648	Johnson	V	4.19	0.05	Johnson & Morgan (1953)
HD215648	Johnson	V	4.20	0.05	Hogg (1958)
HD215648	Johnson	V	4.20	0.05	Sadler (1961)
HD215648	Johnson	V	4.23	0.05	Sjögren (1964)
HD215648	Johnson	V	4.19	0.05	Johnson et al. (1966b)
HD215648	Johnson	V	4.19	0.05	Johnson et al. (1966b)
HD215648	Johnson	V	4.19	0.05	Argue (1966)

TABLE 4 — CONTINUED

Star ID	System / Wavelength	Bandpass / Bandwidth	Value	Error	Reference
HD215648	Johnson	V	4.20	0.05	Gutierrez-Moreno & et al. (1966)
HD215648	Johnson	V	4.21	0.05	Cowley et al. (1967)
HD215648	Johnson	V	4.19	0.05	Imagawa (1967)
HD215648	Johnson	V	4.20	0.05	Moreno (1971)
HD215648	Johnson	V	4.20	0.05	Moreno (1971)
HD215648	Johnson	V	4.20	0.05	Kozok (1985)
HD215648	Johnson	V	4.21	0.05	Mermilliod (1986)
HD215648	13color	m58	4.04	0.05	Johnson & Mitchell (1975)
HD215648	13color	m63	3.88	0.05	Johnson & Mitchell (1975)
HD215648	Vilnius	S	3.66	0.05	Kakaras et al. (1968)
HD215648	Vilnius	S	3.70	0.05	Kakaras et al. (1968)
HD215648	WBVR	R	3.78	0.05	Kornilov et al. (1991)
HD215648	Johnson	R	3.76	0.05	Johnson et al. (1966b)
HD215648	Johnson	R	3.74	0.05	Moreno (1971)
HD215648	13color	m72	3.71	0.05	Johnson & Mitchell (1975)
HD215648	13color	m80	3.56	0.05	Johnson & Mitchell (1975)
HD215648	13color	m86	3.51	0.05	Johnson & Mitchell (1975)
HD215648	Johnson	I	3.45	0.05	Johnson et al. (1966b)
HD215648	13color	m99	3.45	0.05	Johnson & Mitchell (1975)
HD215648	13color	m110	3.34	0.05	Johnson & Mitchell (1975)
HD215648	1240	248	3.22	0.05	Selby et al. (1988)
HD215648	1250	250	3.22	0.05	Blackwell et al. (1990a)
HD215648	2Mass	J	3.36	0.25	Cutri et al. (2003)
HD215648	1280	256	3.19	0.05	Alonso et al. (1998)
HD215648	1650	330	2.95	0.05	Alonso et al. (1998)
HD215648	2Mass	H	3.08	0.21	Cutri et al. (2003)
HD215648	2Mass	Ks	2.96	0.29	Cutri et al. (2003)
HD215648	2190	438	2.90	0.05	Alonso et al. (1998)
HD215648	2200	440	2.92	0.05	Selby et al. (1988)
HD215648	2210	442	2.92	0.05	Blackwell et al. (1990a)
HD216956	13color	m33	1.36	0.05	Johnson & Mitchell (1975)
HD216956	13color	m35	1.29	0.05	Johnson & Mitchell (1975)
HD216956	Johnson	U	1.33	0.05	Johnson & Knuckles (1957)
HD216956	Johnson	U	1.27	0.05	Hogg (1958)
HD216956	Johnson	U	1.33	0.05	Cousins & Stoy (1962)
HD216956	Johnson	U	1.30	0.05	Johnson (1964)
HD216956	Johnson	U	1.31	0.05	Johnson et al. (1966b)
HD216956	Johnson	U	1.31	0.05	Johnson et al. (1966b)
HD216956	Johnson	U	1.41	0.05	Gutierrez-Moreno & et al. (1966)
HD216956	Johnson	U	1.33	0.05	Mermilliod (1986)
HD216956	13color	m37	1.35	0.05	Johnson & Mitchell (1975)
HD216956	13color	m40	1.28	0.05	Johnson & Mitchell (1975)
HD216956	Johnson	B	1.25	0.05	Johnson & Knuckles (1957)
HD216956	Johnson	B	1.24	0.05	Hogg (1958)
HD216956	Johnson	B	1.24	0.05	Sadler (1961)
HD216956	Johnson	B	1.23	0.05	Cousins & Stoy (1962)
HD216956	Johnson	B	1.25	0.05	Johnson (1964)
HD216956	Johnson	B	1.25	0.05	Johnson et al. (1966b)
HD216956	Johnson	B	1.25	0.05	Johnson et al. (1966b)
HD216956	Johnson	B	1.25	0.05	Gutierrez-Moreno & et al. (1966)
HD216956	Johnson	B	1.25	0.05	Mermilliod (1986)
HD216956	13color	m45	1.23	0.05	Johnson & Mitchell (1975)
HD216956	13color	m52	1.17	0.05	Johnson & Mitchell (1975)
HD216956	Johnson	V	1.16	0.05	Johnson & Knuckles (1957)
HD216956	Johnson	V	1.16	0.05	Hogg (1958)
HD216956	Johnson	V	1.15	0.05	Sadler (1961)
HD216956	Johnson	V	1.14	0.05	Cousins & Stoy (1962)
HD216956	Johnson	V	1.15	0.05	Johnson (1964)
HD216956	Johnson	V	1.16	0.05	Johnson et al. (1966b)
HD216956	Johnson	V	1.16	0.05	Johnson et al. (1966b)
HD216956	Johnson	V	1.15	0.05	Gutierrez-Moreno & et al. (1966)
HD216956	Johnson	V	1.16	0.05	Mermilliod (1986)
HD216956	13color	m58	1.12	0.05	Johnson & Mitchell (1975)
HD216956	13color	m63	1.14	0.05	Johnson & Mitchell (1975)
HD216956	Johnson	R	1.10	0.05	Johnson et al. (1966b)
HD216956	13color	m72	1.10	0.05	Johnson & Mitchell (1975)
HD216956	13color	m80	1.10	0.05	Johnson & Mitchell (1975)
HD216956	13color	m86	1.12	0.05	Johnson & Mitchell (1975)
HD216956	Johnson	I	1.08	0.05	Johnson et al. (1966b)
HD216956	13color	m99	1.06	0.05	Johnson & Mitchell (1975)
HD216956	1060	212	2.00	0.05	Irvine et al. (1968b)
HD216956	13color	m110	1.08	0.05	Johnson & Mitchell (1975)
HD216956	1200	240	1.02	0.05	Glass (1974)
HD216956	1240	248	1.06	0.05	Leggett et al. (1986)
HD216956	Johnson	J	1.02	0.05	Johnson et al. (1966b)

TABLE 4 — CONTINUED

Star ID	System / Wavelength	Bandpass / Bandwidth	Value	Error	Reference
HD216956	1250	250	1.02	0.05	Johnson et al. (1966b)
HD216956	Johnson	J	1.02	0.05	Glass (1974)
HD216956	1250	250	1.08	0.05	Wamsteker (1981)
HD216956	1250	250	1.06	0.05	Engels et al. (1981)
HD216956	1250	250	1.19	0.05	The et al. (1986)
HD216956	1250	250	1.05	0.05	Carter (1990)
HD216956	2Mass	J	1.04	0.23	Cutri et al. (2003)
HD216956	1600	320	1.03	0.05	Glass (1974)
HD216956	Johnson	H	1.03	0.05	Glass (1974)
HD216956	1650	330	1.03	0.05	Wamsteker (1981)
HD216956	1650	330	1.04	0.05	Engels et al. (1981)
HD216956	1650	330	1.18	0.05	The et al. (1986)
HD216956	1650	330	1.01	0.05	Carter (1990)
HD216956	2Mass	H	0.94	0.26	Cutri et al. (2003)
HD216956	2Mass	Ks	0.95	0.29	Cutri et al. (2003)
HD216956	Johnson	K	0.97	0.05	Johnson et al. (1966b)
HD216956	2200	440	0.97	0.05	Johnson et al. (1966b)
HD216956	Johnson	K	1.00	0.05	Neugebauer & Leighton (1969b)
HD216956	Johnson	K	0.99	0.05	Glass (1974)
HD216956	2200	440	0.99	0.05	Glass (1974)
HD216956	2200	440	1.16	0.05	Scoville et al. (1979)
HD216956	2200	440	1.02	0.05	Wamsteker (1981)
HD216956	2200	440	1.03	0.05	Engels et al. (1981)
HD216956	2200	440	1.21	0.05	The et al. (1986)
HD216956	2200	440	1.04	0.05	Leggett et al. (1986)
HD216956	2200	440	1.00	0.05	Carter (1990)
HD216956	Johnson	L	0.95	0.05	Glass (1974)
HD216956	3400	680	0.95	0.05	Glass (1974)
HD216956	3400	680	1.13	0.05	The et al. (1986)
HD216956	3400	680	0.98	0.05	Carter (1990)
HD216956	12000	2000	18.21	1.82	Beichman et al. (1988)
HD216956	25000	8000	4.81	0.48	Beichman et al. (1988)
HD216956	60000	12000	9.02	0.90	Beichman et al. (1988)
HD217014	13color	m33	6.21	0.05	Johnson & Mitchell (1975)
HD217014	Vilnius	U	8.10	0.05	Kakaras et al. (1968)
HD217014	Vilnius	U	8.13	0.05	Kakaras et al. (1968)
HD217014	DDO	m35	7.63	0.05	McClure (1976)
HD217014	13color	m35	6.12	0.05	Johnson & Mitchell (1975)
HD217014	WBVR	W	6.19	0.05	Kornilov et al. (1991)
HD217014	Johnson	U	6.41	0.05	Johnson & Morgan (1953)
HD217014	Johnson	U	6.35	0.05	Johnson (1964)
HD217014	Johnson	U	6.36	0.05	Johnson (1965)
HD217014	Johnson	U	6.37	0.05	Johnson et al. (1966b)
HD217014	Johnson	U	6.37	0.05	Johnson et al. (1966b)
HD217014	Johnson	U	6.32	0.05	Argue (1966)
HD217014	Johnson	U	6.38	0.05	Gutierrez-Moreno & et al. (1966)
HD217014	Johnson	U	6.36	0.05	Pfleiderer et al. (1966)
HD217014	Johnson	U	6.40	0.05	Fernie et al. (1971)
HD217014	Johnson	U	6.42	0.05	Fernie (1983)
HD217014	Johnson	U	6.34	0.05	Mermilliod (1986)
HD217014	Vilnius	P	7.64	0.05	Kakaras et al. (1968)
HD217014	Vilnius	P	7.66	0.05	Kakaras et al. (1968)
HD217014	13color	m37	6.31	0.05	Johnson & Mitchell (1975)
HD217014	DDO	m38	6.71	0.05	McClure (1976)
HD217014	13color	m40	6.41	0.05	Johnson & Mitchell (1975)
HD217014	Vilnius	X	6.93	0.05	Kakaras et al. (1968)
HD217014	Vilnius	X	6.94	0.05	Kakaras et al. (1968)
HD217014	DDO	m41	7.43	0.05	McClure (1976)
HD217014	Oja	m41	6.96	0.05	Häggkvist & Oja (1970)
HD217014	DDO	m42	7.39	0.05	McClure (1976)
HD217014	Oja	m42	6.97	0.05	Häggkvist & Oja (1970)
HD217014	WBVR	B	6.14	0.05	Kornilov et al. (1991)
HD217014	Johnson	B	6.21	0.05	Johnson & Morgan (1953)
HD217014	Johnson	B	6.11	0.05	Niconov et al. (1957)
HD217014	Johnson	B	6.15	0.05	Johnson (1964)
HD217014	Johnson	B	6.16	0.05	Johnson (1965)
HD217014	Johnson	B	6.17	0.05	Johnson et al. (1966b)
HD217014	Johnson	B	6.17	0.05	Johnson et al. (1966b)
HD217014	Johnson	B	6.10	0.05	Argue (1966)
HD217014	Johnson	B	6.13	0.05	Gutierrez-Moreno & et al. (1966)
HD217014	Johnson	B	6.07	0.05	Pfleiderer et al. (1966)
HD217014	Johnson	B	6.20	0.05	Fernie et al. (1971)
HD217014	Johnson	B	6.12	0.05	Moffett & Barnes (1979)
HD217014	Johnson	B	6.13	0.05	Fernie (1983)
HD217014	Johnson	B	6.12	0.05	Mermilliod (1986)

TABLE 4 — CONTINUED

Star ID	System / Wavelength	Bandpass / Bandwidth	Value	Error	Reference
HD217014	Oja	m45	5.90	0.05	Häggkvist & Oja (1970)
HD217014	DDO	m45	6.72	0.05	McClure (1976)
HD217014	13color	m45	5.92	0.05	Johnson & Mitchell (1975)
HD217014	Vilnius	Y	6.05	0.05	Kakaras et al. (1968)
HD217014	Vilnius	Y	6.07	0.05	Kakaras et al. (1968)
HD217014	DDO	m48	5.69	0.05	McClure (1976)
HD217014	Vilnius	Z	5.72	0.05	Kakaras et al. (1968)
HD217014	Vilnius	Z	5.73	0.05	Kakaras et al. (1968)
HD217014	13color	m52	5.61	0.05	Johnson & Mitchell (1975)
HD217014	WBVR	V	5.46	0.05	Kornilov et al. (1991)
HD217014	Vilnius	V	5.49	0.05	Kakaras et al. (1968)
HD217014	Vilnius	V	5.50	0.05	Kakaras et al. (1968)
HD217014	Johnson	V	5.53	0.05	Johnson & Morgan (1953)
HD217014	Johnson	V	5.44	0.05	Niconov et al. (1957)
HD217014	Johnson	V	5.48	0.05	Johnson (1964)
HD217014	Johnson	V	5.49	0.05	Johnson (1965)
HD217014	Johnson	V	5.50	0.05	Johnson et al. (1966b)
HD217014	Johnson	V	5.50	0.05	Johnson et al. (1966b)
HD217014	Johnson	V	5.44	0.05	Argue (1966)
HD217014	Johnson	V	5.46	0.05	Gutierrez-Moreno & et al. (1966)
HD217014	Johnson	V	5.46	0.05	Pfleiderer et al. (1966)
HD217014	Johnson	V	5.52	0.05	Fernie et al. (1971)
HD217014	Johnson	V	5.46	0.05	Moffett & Barnes (1979)
HD217014	Johnson	V	5.48	0.05	Fernie (1983)
HD217014	Johnson	V	5.46	0.05	Mermilliod (1986)
HD217014	13color	m58	5.28	0.05	Johnson & Mitchell (1975)
HD217014	13color	m63	5.07	0.05	Johnson & Mitchell (1975)
HD217014	Vilnius	S	4.91	0.05	Kakaras et al. (1968)
HD217014	Vilnius	S	4.94	0.05	Kakaras et al. (1968)
HD217014	WBVR	R	4.94	0.05	Kornilov et al. (1991)
HD217014	Johnson	R	4.96	0.05	Johnson et al. (1966b)
HD217014	13color	m72	4.89	0.05	Johnson & Mitchell (1975)
HD217014	13color	m80	4.77	0.05	Johnson & Mitchell (1975)
HD217014	13color	m86	4.69	0.05	Johnson & Mitchell (1975)
HD217014	Johnson	I	4.62	0.05	Johnson et al. (1966b)
HD217014	13color	m99	4.63	0.05	Johnson & Mitchell (1975)
HD217014	13color	m110	4.49	0.05	Johnson & Mitchell (1975)
HD217014	1250	250	4.37	0.05	Johnson (1965)
HD217014	Johnson	J	4.37	0.05	Johnson et al. (1966b)
HD217014	1250	250	4.37	0.05	Johnson et al. (1966b)
HD217014	Johnson	J	4.36	0.05	Johnson et al. (1968)
HD217014	1250	250	4.36	0.05	Johnson et al. (1968)
HD217014	2Mass	J	4.66	0.30	Cutri et al. (2003)
HD217014	1260	252	4.36	0.05	Campins et al. (1985)
HD217014	1600	320	4.03	0.05	Campins et al. (1985)
HD217014	2Mass	H	4.23	0.27	Cutri et al. (2003)
HD217014	2Mass	Ks	3.91	0.02	Cutri et al. (2003)
HD217014	2200	440	3.99	0.05	Johnson (1965)
HD217014	Johnson	K	3.99	0.05	Johnson et al. (1966b)
HD217014	2200	440	3.99	0.05	Johnson et al. (1966b)
HD217014	Johnson	K	3.99	0.05	Johnson et al. (1968)
HD217014	2200	440	3.99	0.05	Johnson et al. (1968)
HD217014	2220	444	3.96	0.05	Campins et al. (1985)
HD217014	3400	680	3.78	0.05	Johnson (1965)
HD217014	Johnson	L	3.78	0.05	Johnson et al. (1966b)
HD217014	3400	680	3.78	0.05	Johnson et al. (1966b)
HD217014	Johnson	L	3.80	0.05	Johnson et al. (1968)
HD217014	3500	700	3.80	0.05	Johnson et al. (1968)
HD217014	12000	2000	1.08	0.11	Beichman et al. (1988)
HD217107	WBVR	W	7.14	0.05	Kornilov et al. (1991)
HD217107	Johnson	U	7.31	0.05	Cousins (1964b)
HD217107	Johnson	U	7.33	0.05	Johnson et al. (1966b)
HD217107	WBVR	B	6.93	0.05	Kornilov et al. (1991)
HD217107	Johnson	B	6.89	0.05	Cousins (1964b)
HD217107	Johnson	B	6.90	0.05	Johnson et al. (1966b)
HD217107	WBVR	V	6.17	0.05	Kornilov et al. (1991)
HD217107	Johnson	V	6.15	0.05	Cousins (1964b)
HD217107	Johnson	V	6.16	0.05	Johnson et al. (1966b)
HD217107	WBVR	R	5.60	0.05	Kornilov et al. (1991)
HD217107	2Mass	J	4.95	0.03	Cutri et al. (2003)
HD217107	2Mass	H	4.77	0.08	Cutri et al. (2003)
HD217107	2Mass	Ks	4.54	0.02	Cutri et al. (2003)
HD217107	12000	2000	0.60	0.06	Beichman et al. (1988)
HD218396	Vilnius	U	7.98	0.05	Kakaras et al. (1968)
HD218396	Vilnius	U	7.99	0.05	Kakaras et al. (1968)

TABLE 4 — CONTINUED

Star ID	System / Wavelength	Bandpass / Bandwidth	Value	Error	Reference
HD218396	WBVR	W	6.14	0.05	Kornilov et al. (1991)
HD218396	Johnson	U	6.21	0.05	Breger (1968)
HD218396	Johnson	U	6.17	0.05	Mermilliod (1986)
HD218396	Vilnius	P	7.44	0.05	Kakaras et al. (1968)
HD218396	Vilnius	P	7.45	0.05	Kakaras et al. (1968)
HD218396	Vilnius	X	6.77	0.05	Kakaras et al. (1968)
HD218396	Vilnius	X	6.78	0.05	Kakaras et al. (1968)
HD218396	WBVR	B	6.25	0.05	Kornilov et al. (1991)
HD218396	Johnson	B	6.25	0.05	Breger (1968)
HD218396	Johnson	B	6.22	0.05	Mermilliod (1986)
HD218396	Vilnius	Y	6.28	0.05	Kakaras et al. (1968)
HD218396	Vilnius	Y	6.30	0.05	Kakaras et al. (1968)
HD218396	Vilnius	Z	6.06	0.05	Kakaras et al. (1968)
HD218396	Vilnius	Z	6.07	0.05	Kakaras et al. (1968)
HD218396	WBVR	V	5.98	0.05	Kornilov et al. (1991)
HD218396	Vilnius	V	5.94	0.05	Kakaras et al. (1968)
HD218396	Johnson	V	5.99	0.05	Breger (1968)
HD218396	Johnson	V	5.97	0.05	Mermilliod (1986)
HD218396	Vilnius	S	5.60	0.05	Kakaras et al. (1968)
HD218396	Vilnius	S	5.62	0.05	Kakaras et al. (1968)
HD218396	WBVR	R	5.74	0.05	Kornilov et al. (1991)
HD218396	1030	206	6.15	0.05	Breger & Kuhl (1970)
HD218396	1040	208	6.23	0.05	Breger & Kuhl (1970)
HD218396	1060	212	6.19	0.05	Breger & Kuhl (1970)
HD218396	1080	216	6.29	0.05	Breger & Kuhl (1970)
HD218396	1220	244	5.46	0.05	Sylvester et al. (1996)
HD218396	2Mass	J	5.38	0.02	Cutri et al. (2003)
HD218396	1650	330	5.30	0.05	Sylvester et al. (1996)
HD218396	2Mass	H	5.28	0.01	Cutri et al. (2003)
HD218396	2Mass	Ks	5.24	0.01	Cutri et al. (2003)
HD218396	2180	436	5.28	0.05	Sylvester et al. (1996)
HD219623	Vilnius	U	7.92	0.05	Kakaras et al. (1968)
HD219623	WBVR	W	6.01	0.05	Kornilov et al. (1991)
HD219623	Johnson	U	6.07	0.05	Imagawa (1967)
HD219623	Johnson	U	6.15	0.05	Mermilliod (1986)
HD219623	Vilnius	P	7.46	0.05	Kakaras et al. (1968)
HD219623	Vilnius	X	6.88	0.05	Kakaras et al. (1968)
HD219623	WBVR	B	6.14	0.05	Kornilov et al. (1991)
HD219623	Johnson	B	6.07	0.05	Imagawa (1967)
HD219623	Johnson	B	6.13	0.05	Mermilliod (1986)
HD219623	Vilnius	Y	6.14	0.05	Kakaras et al. (1968)
HD219623	Vilnius	Z	5.81	0.05	Kakaras et al. (1968)
HD219623	WBVR	V	5.59	0.05	Kornilov et al. (1991)
HD219623	Vilnius	V	5.61	0.05	Kakaras et al. (1968)
HD219623	Johnson	V	5.56	0.05	Imagawa (1967)
HD219623	Johnson	V	5.59	0.05	Mermilliod (1986)
HD219623	Vilnius	S	5.12	0.05	Kakaras et al. (1968)
HD219623	WBVR	R	5.14	0.05	Kornilov et al. (1991)
HD219623	2Mass	J	4.87	0.25	Cutri et al. (2003)
HD219623	2Mass	H	4.60	0.19	Cutri et al. (2003)
HD219623	2Mass	Ks	4.31	0.03	Cutri et al. (2003)
HD222368	13color	m33	4.52	0.05	Johnson & Mitchell (1975)
HD222368	Vilnius	U	6.32	0.05	Kakaras et al. (1968)
HD222368	Vilnius	U	6.37	0.05	Kakaras et al. (1968)
HD222368	DDO	m35	5.95	0.05	McClure (1976)
HD222368	DDO	m35	5.95	0.05	McClure (1976)
HD222368	13color	m35	4.43	0.05	Johnson & Mitchell (1975)
HD222368	WBVR	W	4.51	0.05	Kornilov et al. (1991)
HD222368	Johnson	U	4.63	0.05	Johnson & Morgan (1953)
HD222368	Johnson	U	4.64	0.05	Johnson & Harris (1954)
HD222368	Johnson	U	4.67	0.05	Hogg (1958)
HD222368	Johnson	U	4.63	0.05	Cousins & Stoy (1962)
HD222368	Johnson	U	4.64	0.05	Johnson et al. (1966b)
HD222368	Johnson	U	4.64	0.05	Johnson et al. (1966b)
HD222368	Johnson	U	4.65	0.05	Johnson et al. (1966b)
HD222368	Johnson	U	4.62	0.05	Argue (1966)
HD222368	Johnson	U	4.68	0.05	Gutierrez-Moreno & et al. (1966)
HD222368	Johnson	U	4.64	0.05	Cowley et al. (1967)
HD222368	Johnson	U	4.64	0.05	Oja (1970)
HD222368	Johnson	U	4.67	0.05	Moreno (1971)
HD222368	Johnson	U	4.67	0.05	Moreno (1971)
HD222368	Johnson	U	4.72	0.05	Celis S. (1975)
HD222368	Johnson	U	4.64	0.05	Oja (1983)
HD222368	Johnson	U	4.63	0.05	Cousins (1984)
HD222368	Johnson	U	4.64	0.05	Oja (1985b)

TABLE 4 — CONTINUED

Star ID	System / Wavelength	Bandpass / Bandwidth	Value	Error	Reference
HD222368	Johnson	U	4.64	0.05	Kozok (1985)
HD222368	Johnson	U	4.59	0.05	Oja (1986)
HD222368	Johnson	U	4.61	0.05	Mermilliod (1986)
HD222368	Vilnius	P	5.82	0.05	Kakaras et al. (1968)
HD222368	Vilnius	P	5.87	0.05	Kakaras et al. (1968)
HD222368	13color	m37	4.58	0.05	Johnson & Mitchell (1975)
HD222368	DDO	m38	4.98	0.05	McClure (1976)
HD222368	DDO	m38	4.98	0.05	McClure (1976)
HD222368	13color	m40	4.81	0.05	Johnson & Mitchell (1975)
HD222368	Vilnius	X	5.26	0.05	Kakaras et al. (1968)
HD222368	Vilnius	X	5.29	0.05	Kakaras et al. (1968)
HD222368	DDO	m41	5.86	0.05	McClure (1976)
HD222368	DDO	m41	5.87	0.05	McClure (1976)
HD222368	DDO	m42	5.83	0.05	McClure (1976)
HD222368	DDO	m42	5.83	0.05	McClure (1976)
HD222368	WBVR	B	4.64	0.05	Kornilov et al. (1991)
HD222368	Johnson	B	4.64	0.05	Sharpless (1952)
HD222368	Johnson	B	4.64	0.05	Johnson & Morgan (1953)
HD222368	Johnson	B	4.64	0.05	Johnson & Harris (1954)
HD222368	Johnson	B	4.64	0.05	Hogg (1958)
HD222368	Johnson	B	4.63	0.05	Irwin (1961)
HD222368	Johnson	B	4.64	0.05	Sadler (1961)
HD222368	Johnson	B	4.65	0.05	Cousins & Stoy (1962)
HD222368	Johnson	B	4.63	0.05	Häggkvist & Oja (1966)
HD222368	Johnson	B	4.64	0.05	Johnson et al. (1966b)
HD222368	Johnson	B	4.64	0.05	Johnson et al. (1966b)
HD222368	Johnson	B	4.62	0.05	Argue (1966)
HD222368	Johnson	B	4.64	0.05	Gutierrez-Moreno & et al. (1966)
HD222368	Johnson	B	4.62	0.05	Cowley et al. (1967)
HD222368	Johnson	B	4.64	0.05	Oja (1970)
HD222368	Johnson	B	4.64	0.05	Moreno (1971)
HD222368	Johnson	B	4.64	0.05	Moreno (1971)
HD222368	Johnson	B	4.65	0.05	Celis S. (1975)
HD222368	Johnson	B	4.63	0.05	Oja (1983)
HD222368	Johnson	B	4.63	0.05	Cousins (1984)
HD222368	Johnson	B	4.62	0.05	Oja (1985b)
HD222368	Johnson	B	4.64	0.05	Kozok (1985)
HD222368	Johnson	B	4.61	0.05	Oja (1986)
HD222368	Johnson	B	4.62	0.05	Mermilliod (1986)
HD222368	DDO	m45	5.31	0.05	McClure (1976)
HD222368	DDO	m45	5.31	0.05	McClure (1976)
HD222368	13color	m45	4.48	0.05	Johnson & Mitchell (1975)
HD222368	Vilnius	Y	4.59	0.05	Kakaras et al. (1968)
HD222368	Vilnius	Y	4.61	0.05	Kakaras et al. (1968)
HD222368	DDO	m48	4.33	0.05	McClure (1976)
HD222368	DDO	m48	4.33	0.05	McClure (1976)
HD222368	Vilnius	Z	4.32	0.05	Kakaras et al. (1968)
HD222368	13color	m52	4.23	0.05	Johnson & Mitchell (1975)
HD222368	WBVR	V	4.13	0.05	Kornilov et al. (1991)
HD222368	Vilnius	V	4.13	0.05	Kakaras et al. (1968)
HD222368	Johnson	V	4.13	0.05	Sharpless (1952)
HD222368	Johnson	V	4.13	0.05	Johnson & Morgan (1953)
HD222368	Johnson	V	4.13	0.05	Johnson & Harris (1954)
HD222368	Johnson	V	4.12	0.05	Hogg (1958)
HD222368	Johnson	V	4.12	0.05	Irwin (1961)
HD222368	Johnson	V	4.13	0.05	Sadler (1961)
HD222368	Johnson	V	4.14	0.05	Cousins & Stoy (1962)
HD222368	Johnson	V	4.12	0.05	Häggkvist & Oja (1966)
HD222368	Johnson	V	4.13	0.05	Johnson et al. (1966b)
HD222368	Johnson	V	4.13	0.05	Johnson et al. (1966b)
HD222368	Johnson	V	4.12	0.05	Argue (1966)
HD222368	Johnson	V	4.13	0.05	Gutierrez-Moreno & et al. (1966)
HD222368	Johnson	V	4.11	0.05	Cowley et al. (1967)
HD222368	Johnson	V	4.13	0.05	Oja (1970)
HD222368	Johnson	V	4.14	0.05	Moreno (1971)
HD222368	Johnson	V	4.14	0.05	Moreno (1971)
HD222368	Johnson	V	4.11	0.05	Celis S. (1975)
HD222368	Johnson	V	4.13	0.05	Oja (1983)
HD222368	Johnson	V	4.13	0.05	Cousins (1984)
HD222368	Johnson	V	4.13	0.05	Oja (1985b)
HD222368	Johnson	V	4.13	0.05	Kozok (1985)
HD222368	Johnson	V	4.12	0.05	Oja (1986)
HD222368	Johnson	V	4.12	0.05	Mermilliod (1986)
HD222368	13color	m58	3.98	0.05	Johnson & Mitchell (1975)
HD222368	13color	m63	3.79	0.05	Johnson & Mitchell (1975)

TABLE 4 — CONTINUED

Star ID	System / Wavelength	Bandpass / Bandwidth	Value	Error	Reference
HD222368	Vilnius	S	3.63	0.05	Kakaras et al. (1968)
HD222368	Vilnius	S	3.65	0.05	Kakaras et al. (1968)
HD222368	WBVR	R	3.70	0.05	Kornilov et al. (1991)
HD222368	Johnson	R	3.69	0.05	Johnson et al. (1966b)
HD222368	Johnson	R	3.69	0.05	Moreno (1971)
HD222368	13color	m72	3.66	0.05	Johnson & Mitchell (1975)
HD222368	13color	m80	3.52	0.05	Johnson & Mitchell (1975)
HD222368	13color	m86	3.48	0.05	Johnson & Mitchell (1975)
HD222368	Johnson	I	3.38	0.05	Johnson et al. (1966b)
HD222368	13color	m99	3.44	0.05	Johnson & Mitchell (1975)
HD222368	13color	m110	3.32	0.05	Johnson & Mitchell (1975)
HD222368	2Mass	J	3.30	0.29	Cutri et al. (2003)
HD222368	2Mass	H	2.99	0.24	Cutri et al. (2003)
HD222368	2Mass	Ks	2.95	0.29	Cutri et al. (2003)
HD222368	2200	440	2.90	0.05	Haas & Leinert (1990)
HD222603	13color	m33	4.77	0.05	Johnson & Mitchell (1975)
HD222603	Vilnius	U	6.61	0.05	Kakaras et al. (1968)
HD222603	Vilnius	U	6.66	0.05	Kakaras et al. (1968)
HD222603	13color	m35	4.73	0.05	Johnson & Mitchell (1975)
HD222603	WBVR	W	4.77	0.05	Kornilov et al. (1991)
HD222603	Johnson	U	4.78	0.05	Johnson & Knuckles (1957)
HD222603	Johnson	U	4.78	0.05	Cousins & Stoy (1962)
HD222603	Johnson	U	4.79	0.05	Johnson et al. (1966b)
HD222603	Johnson	U	4.79	0.05	Johnson et al. (1966b)
HD222603	Johnson	U	4.77	0.05	Argue (1966)
HD222603	Johnson	U	4.77	0.05	Fernie (1969)
HD222603	Johnson	U	4.79	0.05	Mermilliod (1986)
HD222603	Vilnius	P	5.99	0.05	Kakaras et al. (1968)
HD222603	Vilnius	P	6.04	0.05	Kakaras et al. (1968)
HD222603	13color	m37	4.75	0.05	Johnson & Mitchell (1975)
HD222603	13color	m40	4.77	0.05	Johnson & Mitchell (1975)
HD222603	Vilnius	X	5.24	0.05	Kakaras et al. (1968)
HD222603	Vilnius	X	5.26	0.05	Kakaras et al. (1968)
HD222603	WBVR	B	4.70	0.05	Kornilov et al. (1991)
HD222603	Johnson	B	4.72	0.05	Miczaika (1954)
HD222603	Johnson	B	4.71	0.05	Johnson & Knuckles (1957)
HD222603	Johnson	B	4.69	0.05	Sadler (1961)
HD222603	Johnson	B	4.70	0.05	Cousins & Stoy (1962)
HD222603	Johnson	B	4.69	0.05	Häggkvist & Oja (1966)
HD222603	Johnson	B	4.72	0.05	Johnson et al. (1966b)
HD222603	Johnson	B	4.72	0.05	Johnson et al. (1966b)
HD222603	Johnson	B	4.68	0.05	Argue (1966)
HD222603	Johnson	B	4.69	0.05	Fernie (1969)
HD222603	Johnson	B	4.70	0.05	Mermilliod (1986)
HD222603	13color	m45	4.63	0.05	Johnson & Mitchell (1975)
HD222603	Vilnius	Y	4.77	0.05	Kakaras et al. (1968)
HD222603	Vilnius	Y	4.78	0.05	Kakaras et al. (1968)
HD222603	Vilnius	Z	4.60	0.05	Kakaras et al. (1968)
HD222603	13color	m52	4.55	0.05	Johnson & Mitchell (1975)
HD222603	WBVR	V	4.50	0.05	Kornilov et al. (1991)
HD222603	Vilnius	V	4.51	0.05	Kakaras et al. (1968)
HD222603	Johnson	V	4.53	0.05	Miczaika (1954)
HD222603	Johnson	V	4.52	0.05	Johnson & Knuckles (1957)
HD222603	Johnson	V	4.49	0.05	Sadler (1961)
HD222603	Johnson	V	4.50	0.05	Cousins & Stoy (1962)
HD222603	Johnson	V	4.49	0.05	Häggkvist & Oja (1966)
HD222603	Johnson	V	4.51	0.05	Johnson et al. (1966b)
HD222603	Johnson	V	4.51	0.05	Johnson et al. (1966b)
HD222603	Johnson	V	4.48	0.05	Argue (1966)
HD222603	Johnson	V	4.47	0.05	Fernie (1969)
HD222603	Johnson	V	4.51	0.05	Mermilliod (1986)
HD222603	13color	m58	4.44	0.05	Johnson & Mitchell (1975)
HD222603	13color	m63	4.38	0.05	Johnson & Mitchell (1975)
HD222603	Vilnius	S	4.22	0.05	Kakaras et al. (1968)
HD222603	Vilnius	S	4.23	0.05	Kakaras et al. (1968)
HD222603	WBVR	R	4.34	0.05	Kornilov et al. (1991)
HD222603	Johnson	R	4.33	0.05	Johnson et al. (1966b)
HD222603	13color	m72	4.33	0.05	Johnson & Mitchell (1975)
HD222603	13color	m80	4.28	0.05	Johnson & Mitchell (1975)
HD222603	13color	m86	4.28	0.05	Johnson & Mitchell (1975)
HD222603	Johnson	I	4.23	0.05	Johnson et al. (1966b)
HD222603	13color	m99	4.27	0.05	Johnson & Mitchell (1975)
HD222603	13color	m110	4.21	0.05	Johnson & Mitchell (1975)
HD222603	1240	248	4.10	0.05	Selby et al. (1988)
HD222603	2Mass	J	4.37	0.30	Cutri et al. (2003)

TABLE 4 — CONTINUED

Star ID	System / Wavelength	Bandpass / Bandwidth	Value	Error	Reference
HD222603	2Mass	H	4.20	0.24	Cutri et al. (2003)
HD222603	2Mass	Ks	4.06	0.03	Cutri et al. (2003)
HD222603	2200	440	4.00	0.05	Selby et al. (1988)
HD222603	12000	2000	1.04	0.10	Beichman et al. (1988)

NOTE. — The collections of photometry used in the SED fitting routine for all objects. Refer to Section 2.3 for details.

TABLE 5
TABLE OF SPECTRAL TYPES AND BOLOMETRIC FLUXES

Star HD	Sp.Ty. First	Sp.Ty. Second	Sp.Ty. Ref.	Sp.Ty. Other	Photometry				Spectrophotometry			
					DF	χ^2/DF	Best Fit Sp.Ty.	$F_{BOL} \pm \sigma$ ($1e-8$ erg s^{-1} cm^{-2})	χ^2/DF	Best Fit Sp.Ty.	$F_{BOL} \pm \sigma$ ($1e-8$ erg s^{-1} cm^{-2})	Spectro. Ref.
166	G8V	...	24	...	53	0.48	G8V	10.44 ± 0.06	
3651	K0.5V	K0V	21, 24	K1V	110	2.19, 4.16, 1.91	K1V	13.47 ± 0.06	
4614	F9V	F9V	21, 23	...	80	1.19, 1.19	F9V	112.60 ± 0.59	3.66	F8V	111.60 ± 0.19	3
5015	F9V	F8V	28, 23	...	76	0.68, 0.76	F9V	31.30 ± 0.18	5.06	F9V	31.54 ± 0.06	5
6210	F6V	F7IV	9, 12	G0V	21	17.45, 13.93, 1.15	G0V	12.40 ± 0.10	5.72	G0V	12.38 ± 0.02	3
9826	F9V	F8V	28, 23	...	136	0.71, 0.64	F8V	60.07 ± 0.25	1.87	F8V	60.15 ± 0.13	3
10476	K1V	K0V	21, 24	...	110	1.36, 3.08	K1V	25.14 ± 0.11	
10697	G3Va	G4IV	21, 11	...	30	9.60, 1.28	G4IV	8.74 ± 0.06	
10700	G8V	G8.5V	21, 25	...	148	1.82, 2.26	G8V	119.00 ± 0.47	7.09	G8V	112.60 ± 0.08	1,2
11964	G9V CN+1	G8	25, 16	K0V	27	4.41, 10.87, 1.68	K0V	7.75 ± 0.05	
16765	F7V	F7IV	24, 9	...	33	0.71, 0.82	F7V	13.42 ± 0.10	
16895	F7V	F7V	23, 9	...	82	1.86, 1.86	F7V	58.19 ± 0.32	7.54	F7V	58.05 ± 0.08	1,3
19373	G0V	F9.5V	21, 24	...	33	0.49, 0.56	G0V	62.38 ± 0.63	4.79	G0V	60.04 ± 0.05	
19994	F8.5V	G0IV	24, 9	...	54	0.74, 0.65	G0IV	25.07 ± 0.19	2.09	F9V	25.32 ± 0.05	
20630	G5V	G5V	21, 23	...	154	0.53, 0.53	G5V	32.23 ± 0.13	2.92	G5V	31.30 ± 0.04	
21019	G2V m-0.25	G6VgG6mG4	18, 17	G6V	61	3.35, 1.24	G6V	9.37 ± 0.02	
22484	F9IV-V	F9IV-V	21, 23	...	133	0.52, 0.52	F9IV-V	49.78 ± 0.22	4.04	F9V	50.36 ± 0.04	
23249	K0+ IV	K1III-IV	21, 25	...	135	0.78, 1.76	K0+ IV	120.70 ± 0.49	5.57	K0IV	115.00 ± 0.08	
30652	F6IV-V	F6V	23, 18	...	196	0.95, 1.03	F6IV-V	133.10 ± 0.46	2.52	F5IV	133.30 ± 0.09	
34411	G1.5IV-V Fe-1	G1V	21, 24	...	136	1.83, 0.62	G1V	34.84 ± 0.14	3.64	G1V	35.62 ± 0.04	
38858	G2V	...	24	...	39	1.26	G2V	11.07 ± 0.03	
39587	G0V	G0IV-V	21, 24	...	116	0.36, 0.40	G0V	45.75 ± 0.21	1.86	G0V	44.51 ± 0.08	
48737	F5IV-V	F7IV	24, 9	...	69	2.31, 1.75	F7IV	113.60 ± 0.71	3.43	F6.5IV	115.10 ± 0.15	
48915	A0mA1Va	kB9.5hA0mA1s	24, 22	...	59	3.08, 3.21	A0mA1Va	10,710.00 ± 79.72	2.52	A0.5V	10,780.00 ± 21.63	
49933	F3V	F5V+ m-1.5	26, 18	...	48	1.19, 2.26	F3V	12.78 ± 0.08	
56537	A4IV	A3V	20, 10	...	93	1.10, 1.80	A4IV	91.88 ± 0.49	3.27	A47IV	91.90 ± 0.14	
58946	F1V	F0V	24, 22	...	127	0.91, 1.01	F1V	53.91 ± 0.24	3.87	F1V	49.95 ± 0.10	
61421	F5IV-V	F5V	24, 9	...	90	0.95, 1.40	F5IV-V	1,815.00 ± 9.08	3.11	F5IV	1,832.00 ± 2.11	
69897	F6V	F6V	24, 9	...	55	0.23, 0.23	F6V	23.44 ± 0.18	
75732	K0IV-V	G8V	24, 2	...	45	0.92, 10.03	K0IV-V	12.04 ± 0.10	
81937	F0V	F0IV	22, 19	...	48	2.18, 1.17	F0IV	81.97 ± 0.64	4.57	F02I	83.62 ± 0.11	
82328	F7V	F5.5IV-V	28, 24	...	69	0.98, 1.57	F7V	139.80 ± 0.83	2.90	F7V	134.30 ± 0.11	
82885	G8Va	G8+ V	21, 24	...	142	1.61, 1.61	G8Va	19.10 ± 0.07	6.55	G8V	18.75 ± 0.02	
86728	G3Va Hdell	G4V	21, 24	...	108	0.88, 0.52	G4V	19.07 ± 0.10	2.33	G4V	19.73 ± 0.03	
90839	F8V	F8V	24, 9	...	54	0.70, 0.70	F8V	31.07 ± 0.24	
95418	A1IVspSr	A1IV	24, 22	...	94	0.99, 0.99	A1IVspSr	313.40 ± 1.68	3.63	A1IV	313.90 ± 0.58	
97603	A5IV(n)	A4Vn	24, 22	...	108	2.07, 1.89	A4Vn	234.80 ± 1.09	4.00	A4V	226.50 ± 0.30	
101501	G8V	G8V	21, 24	...	126	1.22, 1.22	G8V	21.91 ± 0.09	
102647	A3V	A3Va	22, 20	...	134	1.75, 1.75	A3V	354.90 ± 1.53	2.72	A3V	351.60 ± 0.65	
102870	F8.5IV-V	F9V	23, 6	...	185	0.73, 0.58	F9V	94.64 ± 0.34	4.05	F9V	91.56 ± 0.11	
103095	K1V Fe-1.5	G9VgG2mG7	24, 17	G8V	201	10.28, 3.56, 3.80	G9VgG2mG7	8.36 ± 0.03	
109358	G0V	G0V	21, 24	...	145	0.68, 0.68	G0V	52.16 ± 0.21	
114710	F9.5V	G0V	21, 23	...	197	0.52, 0.56	F9.5V	52.16 ± 0.18	3.21	F9.5V	53.27 ± 0.09	
117176	G4Va	G5V	21, 23	...	61	2.84, 1.77	G5V	27.73 ± 0.17	2.76	G5V	28.96 ± 0.05	
118098	A2Van	A2IVn	24, 22	...	79	5.22, 2.98	A2IVn	115.20 ± 0.66	3.97	A47IV	103.90 ± 0.20	
120136	F7IV-V	F7V	23, 9	...	117	0.81, 0.98	F7IV-V	40.56 ± 0.19	2.97	F6.5IV	39.51 ± 0.04	
121370	G0IV	G0IV	21, 23	...	168	0.68, 0.68	G0IV	220.40 ± 0.82	1.51	G0IV	219.40 ± 0.37	
126660	F7V	...	23	...	86	0.66	F7V	62.40 ± 0.33	2.67	F7V	60.97 ± 0.05	
128167	F4Vkf2mF1	F5V	23, 14	...	161	1.56, 2.93	F4Vkf2mF1	41.87 ± 0.17	2.93	F4V	40.39 ± 0.05	
128620	G2V	G2V	25, 8	G6.5V	12	12.05, 0.00, 1.39	G6.5V	3,487.00 ± 43.37	4.84	G5V	2716.00 ± 2.67	
128621	K2IV C2 1	K1V	25, 8	...	17	1.80, 2.45	K2IV C2 1	1,013.00 ± 10.80	2.68	K1V	898.30 ± 1.12	
130948	F9IV-V	G0V	23, 11	...	55	1.74, 1.12	G0V	12.09 ± 0.08	
131156	G7V	G8V	24, 13	...	68	2.75, 1.58	G8V	45.38 ± 0.27	5.15	G8V	43.04 ± 0.07	

Spectral Distances and Temperatures

TABLE 5 — CONTINUED

Star HD	Sp.Ty. First	Sp.Ty. Second	Sp.Ty. Ref.	Sp.Ty. Other	Photometry			Spectrophotometry			Spectro. Ref.	
					DF	χ^2/DF	Best Fit Sp.Ty.	$F_{\text{BOL}} \pm \sigma$ ($1e-8$ erg s^{-1} cm^{-2})	χ^2/DF	Best Fit Sp.Ty.		$F_{\text{BOL}} \pm \sigma$ ($1e-8$ erg s^{-1} cm^{-2})
136202	F8IV	F9V	23, 9	...	17	0.74, 0.82	F8IV	24.45 \pm 0.28	9.69	F8IV	21.07 \pm 0.02	1,5
140538	G2.5V	G5V	21, 23	...	11	1.48, 1.32	G5V	12.46 \pm 0.18
141795	kA2hA5mA7V	kA3hA7VmA7	24, 22	...	85	1.33, 1.33	kA2hA5mA7V	80.18 \pm 0.43	5.29	A5V	77.57 \pm 0.09	2
142860	F6V	F6V	23, 14	...	140	0.92, 0.92	F6V	74.97 \pm 0.32	1.36	F6V	73.85 \pm 0.11	1
146233	G2Va	G2V	21, 24	...	88	0.66, 0.66	G2Va	17.34 \pm 0.09
150680	G0IV	G2IV	21, 23	...	106	1.84, 1.03	G2IV	203.60 \pm 0.99	4.23	G2IV	196.20 \pm 0.17	2
157214	G0V	77	0.98	G0V	17.98 \pm 0.09
158633	K0V	K0V	2, 3	...	45	2.82, 2.82	K0V	8.01 \pm 0.05
161797	G5IV	G5IV	21, 23	...	85	0.49, 0.49	G5IV	116.20 \pm 0.63	4.32	G5IV	116.40 \pm 0.12	2,4
162003	F5IV-V	F5V	23, 9	...	81	0.56, 0.67	F5IV-V	37.24 \pm 0.21	3.52	F5IV	37.04 \pm 0.04	1,5
164259	F2V	F2IV-V	24, 19	...	109	1.13, 1.40	F2V	34.69 \pm 0.16
168151	F5V	...	9	...	58	2.76	F5V	26.19 \pm 0.18	1.79	F5V	25.35 \pm 0.02	2
173667	F5.5IV-V	F5V	23, 14	...	62	0.91, 0.83	F5V	52.38 \pm 0.34	1.32	F5V	52.31 \pm 0.08	1
177724	A1V	A0IV-Vnn	27, 24	...	119	0.93, 1.42	A1V	181.80 \pm 0.83	2.05	A1V	181.10 \pm 0.31	1,3
182572	G7IV Hdel1	G8IV-V	21, 5	...	81	0.69, 0.81	G7IV Hdel1	24.77 \pm 0.13	2.71	G6.5IV	24.10 \pm 0.04	3
182736	K0V	...	1	...	18	1.77	K0V	4.80 \pm 0.03
185395	F3+ V	F4V	24, 15	...	105	0.32, 0.51	F3+ V	40.59 \pm 0.21	2.65	F3V	39.20 \pm 0.04	2
186408	G1.5Vb	G1.5V	21, 24	...	149	1.05, 1.05	G1.5Vb	10.96 \pm 0.04	2.37	G1.5V	11.25 \pm 0.02	...
186427	G3V	G3V	21, 25	...	122	1.69, 1.69	G3V	8.97 \pm 0.03	3.13	G3V	9.108 \pm 0.015	...
188512	G8IV	G9.5IV	21, 25	...	202	0.94, 1.47	G8IV	94.65 \pm 0.33	2.54	G8IV	92.71 \pm 0.08	...
190360	G7IV-V	G8IV-V	25, 2	...	78	0.66, 2.52	G7IV-V	14.43 \pm 0.08
190406	G0V	G1V	25, 2	...	63	0.56, 0.41	G1V	13.00 \pm 0.08	5.93	G1V	12.53 \pm 0.02	...
195564	G2.5IV	...	21	...	57	0.91	G2.5IV	14.58 \pm 0.09
198149	K0IV	K0IV	21, 24	...	131	1.05, 1.05	K0IV	135.80 \pm 0.56	3.32	K0IV	127.80 \pm 0.10	...
206860	G0V CH-0.5	...	25	...	57	1.02	G0V CH-0.5	11.03 \pm 0.07
210027	F5V	F6Va	23, 4	...	142	0.52, 1.03	F5V	79.43 \pm 0.32	4.85	F5V	77.46 \pm 0.07	...
210418	A1Va	A2V	25, 22	...	68	3.15, 2.63	A2V	103.20 \pm 0.64	2.60	A4V	95.02 \pm 0.25	...
213558	A1.5V	A1V	27, 22	...	99	0.79, 0.68	A1V	88.04 \pm 0.46	2.52	A1V	89.78 \pm 0.15	...
215648	F6V	F5V	23, 9	...	122	0.69, 1.68	F6V	54.20 \pm 0.24	2.79	F6V	53.55 \pm 0.07	...
216956	A4V	A3V	25, 6	...	96	4.17, 1.80	A3V	879.20 \pm 3.43	3.72	A3V	846.30 \pm 1.06	...
217014	G2IV	G2V+	21, 25	...	190	0.74, 1.54	G2IV	17.36 \pm 0.06	2.87	G2IV	17.08 \pm 0.03	...
217107	G8IV-V	G8IV	24, 7	G6.5V	24	5.64, 11.12, 1.58	G6.5V	9.04 \pm 0.08
218396	F0+VkA5mA5	F0VmA5	24, 22	...	72	1.34, 1.34	F0VmA5	10.25 \pm 0.05
219623	F8V	F7V	23, 9	...	38	1.03, 1.27	F8V	15.26 \pm 0.12
222368	F7V	...	23	...	210	0.36	F7V	58.76 \pm 0.20	0.95	F7V	57.31 \pm 0.08	1
222603	A7V	A7IV	24, 22	...	108	0.83, 3.00	A7V	39.15 \pm 0.18	1.32	A7V	40.22 \pm 0.09	3

Spectral type references: (1) Macrae (1952), (2) Cowley et al. (1967), (3) Hagen & van den Bergh (1967), (4) Barry (1970), (5) Schmitt (1971), (6) Morgan & Keenan (1973), (7) Harlan (1974), (8) Houk & Cowley (1975), (9) Cowley (1976), (10) Levato & Abt (1978), (11) Cowley & Bidelman (1979), (12) Jensen (1981), (13) Abt (1981), (14) Bouw (1981), (15) Abt (1985), (16) Abt (1986), (17) Gray (1989), (18) Gray & Garrison (1989a), (19) Gray & Garrison (1989b), (20) Keenan & McNeil (1989), (21) Abt & Morrell (1995), (22) Gray et al. (2001), (23) Gray et al. (2003), (24) Gray et al. (2006), (25) Abt (2008), (26) Zorec et al. (2009), (27) Abt (2009).

Spectrophotometry references: (1) Burnashev (1985), (2) Alekseeva et al. (1996, 1997), (3) Kharitonov et al. (1988), (4) Glushneva et al. (1998b), (5) Glushneva et al. (1998a).

TABLE 6
SPECTRAL TYPE LOOKUP TABLE

Spectral Type	n	$B - V$ (mag)	$V - K$ (mag)	$T_{\text{eff}} \pm \sigma$ (K)
A0	2	0.00	-0.04	9394 \pm 44
A1	2	-0.01	-0.03	9121 \pm 71
A2	3	0.12	0.27	7965 \pm 24
A3	2	0.10	0.10	8176 \pm 12
A4	1	0.09	0.19	8459 \pm 44
A5	1	0.12	0.29	7889 \pm 60
A7	1	0.21	0.51	7734 \pm 80
F0	3	0.30	0.79	6850 \pm 28
F2	3	0.41	1.04	6457 \pm 11
F3	1	0.37	0.98	6435 \pm 50
F5	8	0.44	1.14	6277 \pm 45
F6	5	0.49	1.24	6194 \pm 17
F7	5	0.50	1.18	6306 \pm 19
F8	7	0.54	1.25	6026 \pm 32
F9	3	0.57	1.40	5919 \pm 24
G0	10	0.61	1.46	5790 \pm 23
G1	2	0.63	1.43	5767 \pm 9
G2	5	0.67	1.60	5555 \pm 40
G3	3	0.69	1.58	5608 \pm 17
G4	1	0.66	1.53	5619 \pm 44
G5	5	0.68	1.57	5678 \pm 8
G7	2	0.74	1.81	5472 \pm 30
G8	7	0.77	1.77	5322 \pm 27
G9	1	0.82	1.93	5013 \pm 62
K0	5	0.79	1.87	5347 \pm 20
K1	1	0.82	2.02	5147 \pm 14
K2	2	0.88	2.12	5013 \pm 14
K3	2	0.98	2.36	4680 \pm 15
K4	1	1.10	2.63	4507 \pm 58
K5	3	1.11	2.76	4436 \pm 74
K7	3	1.35	3.41	3961 \pm 11
M0	1	1.41	3.55	3907 \pm 35
M0.5 ...	2	1.47	3.97	3684 \pm 9
M1	1	1.55	4.01	3497 \pm 39
M1.5 ...	4	1.49	4.07	3674 \pm 10
M2	1	1.51	4.14	3464 \pm 15
M2.5 ...	1	1.61	4.75	3442 \pm 54
M3	3	1.52	4.54	3412 \pm 19
M3.5 ...	1	1.59	4.71	3104 \pm 28
M4	1	1.73	5.04	3222 \pm 10
M5.5 ...	1	1.97	6.68	3054 \pm 79

NOTE. — The value of the parameter given is the average value of all stars within the spectral type bin, and the σ is the standard deviation of the parameter uncertainties for each spectral type bin. The spectral types with only one measurement ($n = 1$) simply lists the individual value and the measured error of that measurement. Refer to Section 2.3 for details.

TABLE 7
PHOTOMETRY USED IN COLOR-TEMPERATURE RELATIONS

Star	B	V	R_J	I_J	J	H	K	R_C	I_C	R_K	I_K	g^a	r^a	i^a	z^a	$W3^b$	$W4^b$
166 ...	6.89	6.14	4.65 ^c	4.60 ^c	4.28 ^c	6.42	5.86	5.67	5.62	4.33	4.12
3651 ..	6.71	5.86	5.21	4.82	4.48	4.03	3.97	5.52	5.25	6.27	5.66	5.44	5.35	3.93	3.91
4614 ..	4.02	3.44	2.94	2.58	2.35	2.02	1.96	3.30	3.08
5015 ..	5.35	4.82	4.34	4.04	3.85	3.56	3.54	3.50	3.46
6210 ..	6.38	5.84	4.67 ^c	4.76 ^c	4.41 ^c	6.08	5.71	5.58	5.55	4.46	4.43
9826 ..	4.64	4.10	3.64	3.35	3.17	2.99	2.85	2.88	2.84
10476 .	6.08	5.24	4.55	4.12	3.85	3.44	3.21	4.87	4.58	5.68	5.04	4.84	4.75	3.09	3.31
10697 .	6.99	6.26	4.98	4.66	4.58	6.57	6.07	5.93	5.88	4.64	4.58
10700 .	4.22	3.50	2.88	2.41	2.16	1.72	1.68	3.06	2.68	3.16	2.90	2.07	1.67
11964 .	7.24	6.42	5.02	4.64	4.49	5.96	5.56	6.83	6.23	6.01	5.94	4.53	4.48
16765 .	6.23	5.71	4.65 ^c	4.63 ^c	4.47 ^c	5.99	5.66	5.56	5.56	4.54	4.45
16895 .	4.62	4.13	3.67	3.37	3.34	3.07	2.98	3.94	3.76	2.89	2.84
19373 .	4.65	4.05	3.52	3.23	3.06	2.73	2.69	3.83	3.63	4.30	3.93	3.78	3.76	2.70	2.64
19994 .	5.63	5.06	4.17 ^c	3.77 ^c	3.75 ^c	4.72	4.41	5.33	4.98	4.86	4.85	3.66	3.64
20630 .	5.52	4.84	4.27	3.91	3.71	3.35	3.34	4.46	4.12	4.57	4.35	5.14	4.66	4.51	4.46	3.33	3.24
21019 .	6.90	6.20	4.91 ^c	4.58 ^c	4.42 ^c	6.52	6.04	5.90	5.84	4.42	4.38
22484 .	4.85	4.28	3.79	3.47	3.29	3.01	2.92	3.95	3.64	4.54	4.19	4.08	4.07	2.94	2.85
23249 .	4.46	3.54	2.82	2.32	1.96	1.52	1.40	3.02	2.59	3.15	2.83	3.98	3.32	3.12	3.05	1.46	1.38
30652 .	3.65	3.19	2.77	2.51	2.35	2.15	2.07	2.92	2.66	3.05	2.89	3.34	3.05	2.98	2.98	2.17	2.08
34411 .	5.33	4.71	4.18	3.86	3.62	3.33	3.28	4.45	4.25	3.28	3.22
38858 .	6.61	5.97	5.19 ^c	4.58 ^c	4.37 ^c	6.23	5.78	5.65	5.62	4.42	4.33
39587 .	5.00	4.41	3.90	3.59	3.34	3.04	2.97	4.16	3.96	4.66	4.29	4.15	4.13	2.91	2.87
48737 .	3.79	3.36	2.97	2.74	2.57	1.87	2.30	3.47	3.22	3.18	3.19	2.17	2.24
48915 .	-1.46	-1.46	-1.46	-1.43	-1.34	-1.33	-1.31	-1.45	-1.44	-1.25	-1.13	0.50	-1.33
49933 .	6.16	5.77	4.91	4.71	4.67	5.93	5.71	5.67	5.70	4.67	4.58
56537 .	3.70	3.58	3.46	3.41	3.49 ^c	3.49 ^c	3.49 ^c	3.64	3.69	3.58	3.69	3.85	3.98	3.32	3.31
58946 .	4.50	4.18	3.86	3.67	3.58	3.34	3.36	4.23	4.13	4.14	4.19	3.28	3.23
61421 .	0.79	0.37	-0.05	-0.28	-0.40	-0.56	-0.64	0.12	-0.12	0.26	0.12	1.15	-0.65
69897 .	5.61	5.14	4.17	3.94	3.91	5.32	5.07	5.03	5.04	3.89	3.89
75732 .	6.80	5.94	4.59	4.14	4.07	6.38	5.73	5.54	5.46	4.06	4.01
81937 .	4.00	3.67	3.33	3.15	3.01	3.00	2.82	2.84	2.75
82328 .	3.64	3.18	2.74	2.47	2.28	2.03	2.02	1.88	1.94
82885 .	6.18	5.41	4.79	4.42	4.14	3.77	3.70	5.06	4.80	5.78	5.22	5.04	4.99	3.63	3.60
86728 .	6.01	5.35	4.19 ^c	4.02 ^c	3.78 ^c	5.69	5.24	5.11	5.08	3.86	3.82
90839 .	5.36	4.84	4.36	4.08	3.84	3.58	3.54	4.64	4.48	5.02	4.70	4.61	4.61	3.56	3.54
95418 .	2.35	2.37	2.31	2.35	2.35	2.35	2.35	2.23	2.11
97603 .	2.68	2.56	2.43	2.40	2.33	2.27	2.27	2.46	2.31
101501	6.08	5.34	4.73	4.37	4.02	3.61	3.60	5.01	4.74	5.64	5.13	5.00	4.95
102647	2.22	2.14	2.08	2.06	2.03	1.99	1.99	2.18	2.24	2.20	2.29	2.45	2.59	1.70	1.67
102870	4.15	3.60	3.12	2.84	2.63	2.35	2.33	3.28	2.99	3.39	3.23	3.86	3.50	3.41	3.37	2.31	2.28
103095	7.20	6.45	5.79	5.34	4.95	4.44	4.40	6.05	5.76
109358	4.86	4.27	3.73	3.42	3.23	2.85	2.84	4.01	3.80	4.52	4.14	3.99	3.99	2.59	2.78
114710	4.84	4.26	3.77	3.47	3.22	2.95	2.89	4.05	3.84	4.51	4.14	3.99	3.97	2.94	2.81
117176	5.69	4.98	4.37	3.98	3.65	3.26	3.24	4.68	4.44	5.30	4.83	4.67	4.61	3.24	3.19
118098	3.50	3.38	3.31	3.25	3.18	3.05	3.06	3.32	3.26	3.03	3.07
120136	4.98	4.50	4.09	3.85	3.61	3.40	3.35	4.72	4.44	4.36	4.37	3.33	3.29
121370	3.26	2.68	2.24	1.95	1.70	1.38	1.37	2.45	2.25	1.38	1.37
126660	4.56	4.06	3.64	3.39	3.10	2.86	2.82	4.26	3.98	3.90	3.91	2.61	2.78
128167	4.84	4.47	4.13	3.94	3.65	3.50	3.49	4.59	4.43	4.43	4.49	3.49	3.44
128620	0.69	0.00	-1.15	-1.38	-1.49	-0.35	-0.68	-0.30	-0.52	-1.96	-1.84
128621	2.25	1.35	-0.01	-0.49	-0.60	0.91	0.67
130948	6.41	5.85	4.79	4.53	4.48	6.14	5.76	5.61	5.62	4.47	4.41
131156	5.31	4.54	3.91	3.48	3.01	2.59	2.57	2.89	2.83
136202	5.60	5.06	4.65	4.38	4.34 ^c	3.95 ^c	4.01 ^c	4.75	4.44	4.92	4.75	5.33	5.00	4.90	4.90	3.76	3.68
140538	6.57	5.88	4.58 ^c	4.08 ^c	4.26 ^c	5.48	5.12	6.19	5.74	5.61	5.58	4.17	4.14

TABLE 7 — CONTINUED

Star	<i>B</i>	<i>V</i>	<i>R_J</i>	<i>I_J</i>	<i>J</i>	<i>H</i>	<i>K</i>	<i>R_C</i>	<i>I_C</i>	<i>R_K</i>	<i>I_K</i>	<i>g</i> ^a	<i>r</i> ^a	<i>i</i> ^a	<i>z</i> ^a	<i>W3</i> ^b	<i>W4</i> ^b
141795	3.86	3.70	3.62	3.57	3.51 ^c	3.44 ^c	3.38 ^c	3.65	3.58	3.74	3.82	3.93	4.01	3.49	3.44
142860	4.34	3.86	3.37	3.13	2.93	2.64	2.65	3.67	3.53	2.71	2.63
146233	6.14	5.51	4.67 ^c	4.16 ^c	4.19 ^c	5.13	4.79	5.84	5.38	5.26	5.23	3.99	3.97
150680	3.46	2.81	2.30	1.98	1.70	1.34	1.30	2.56	2.33	1.48	1.35
157214	6.00	5.38	4.87	4.53	4.22	3.86	3.84	5.33	5.00	4.90	4.90	3.82	3.79
158633	7.19	6.43	4.91 ^c	4.63 ^c	4.48 ^c	6.79	6.19	5.97	5.90	4.52	4.48
161797	4.17	3.42	2.89	2.51	2.18	1.81	1.77	3.12	2.88	3.75	3.19	3.01	2.95	1.65	1.75
162003	5.01	4.58	4.20	3.97	3.70	3.47	3.43	4.75	4.53	4.50	4.53	3.46	3.39
164259	5.01	4.62	4.29	4.10	3.87	3.70	3.67	4.40	4.18	4.75	4.60	4.62	4.66	3.69	3.64
168151	5.49	5.09	4.11	3.88	3.85	5.17	4.94	4.90	4.93	3.86	3.82
173667	4.65	4.19	3.80	3.54	3.30	3.08	3.04	4.42	4.15	4.11	4.14	3.00	3.02
173701	8.38	7.54	6.09 ^c	5.75 ^c	5.67 ^c	7.96	7.34	7.12	7.03	5.69	5.66
175726	7.29	6.71	5.70 ^c	5.42 ^c	5.35 ^c	5.32	4.75
177153	7.77	7.20	6.15 ^c	5.92 ^c	5.83 ^c	7.49	7.11	6.97	6.95	5.85	5.80
177724	3.00	2.99	2.98	2.98	2.93	3.03	2.92	3.10	3.17	2.91	3.14	3.34	3.49	2.90	2.94
181420	7.01	6.57	5.75 ^c	5.56 ^c	5.51 ^c	6.77	6.54	6.49	6.53	5.57	5.46
182572	5.94	5.16	3.84	3.55	3.49	5.51	4.93	4.73	4.67	3.53	3.50
182736	7.82	7.01	5.52 ^c	5.14 ^c	5.03 ^c	7.50	6.86	6.65	6.55	5.05	4.98
185395	4.86	4.47	4.12	3.91	3.75	3.72	3.52	4.64	4.50	4.54	4.57	3.47	3.40
186408	6.59	5.95	5.50	5.17	4.91	4.44	4.52	6.20	5.79	5.63	5.59	4.44	4.41
186427	6.86	6.20	5.76	5.42	5.04	4.70	4.65	6.48	6.05	5.90	5.86	4.69	4.66
187637	8.04	7.53	6.54 ^c	6.35 ^c	6.28 ^c	7.75	7.46	7.37	7.38	6.32	6.36
188512	4.58	3.72	3.06	2.57	2.26	1.71	1.71	3.26	2.83	3.35	3.04	4.12	3.48	3.29	3.20	1.54	1.50
190360	6.42	5.70	4.45	4.11	4.05	6.08	5.55	5.38	5.33	4.09	4.04
190406	6.41	5.80	4.69 ^c	4.43 ^c	4.39 ^c	6.07	5.69	5.54	5.55	4.38	4.35
195564	6.33	5.65	4.31 ^c	3.91 ^c	4.00 ^c	5.28	4.92	6.00	5.50	5.36	5.31	3.97	3.95
198149	4.35	3.43	2.76	2.27	1.90	1.50	1.28	3.02	2.69	3.86	3.21	3.00	2.92	1.20	1.19
206860	6.53	5.94	4.74 ^c	4.60 ^c	4.52 ^c	6.22	5.84	5.69	5.70	4.56	4.49
210027	4.20	3.76	3.36	3.11	2.98	2.71	2.66	3.96	3.70	3.66	3.68	2.37	2.61
210418	3.62	3.55	3.50	3.46	3.38	3.38	3.33	3.49	3.44	3.32	3.29
213558	3.78	3.77	3.77	3.80	3.77 ^c	3.86 ^c	3.80 ^c	3.79	3.74
215648	4.69	4.19	3.76	3.45	3.22	3.06	2.92	4.42	4.14	4.06	4.07	2.94	2.89
216956	1.25	1.16	1.10	1.08	1.02	1.05	0.97	1.10	1.08	1.24	1.30	1.32	1.40	1.49	1.58	0.93	0.82
217014	6.17	5.50	4.96	4.62	4.36	4.03	3.99	5.77	5.32	5.19	5.16	3.93	3.91
217107	6.90	6.16	4.95 ^c	4.77 ^c	4.54 ^c	6.52	5.99	5.82	5.78	4.53	4.52
218396	6.24	5.98	5.46	5.30	5.28	6.05	5.97	5.99	6.04	5.22	4.87
219623	6.10	5.58	4.79 ^c	4.57 ^c	4.27 ^c	5.85	5.52	5.42	5.42	4.30	4.20
222368	4.64	4.13	3.69	3.38	3.24 ^c	2.99 ^c	2.91 ^c	3.84	3.55	3.94	3.75	4.35	4.07	3.99	4.00	2.87	2.88
222603	4.72	4.51	4.33	4.23	4.10	4.20	4.00	4.39	4.28	4.55	4.61	4.72	4.80

NOTE. — Photometry sources include: Johnson et al. (1966b, 1968); Epps (1972); Glass (1974, 1975); Guetter (1977); Blackwell et al. (1979b); Noguchi et al. (1981); Sandage & Kowal (1986); Arribas & Martinez Roger (1989b); Blackwell et al. (1990b); Aumann & Probst (1991); Alonso et al. (1994b); Sylvester et al. (1996); Mermilliod (1997); Ducati (2002); Cousins (1980); Kron et al. (1957); Wright et al. (2010). Refer to Section 3 for details.

^a Average from Ofek (2008) and Pickles & Depagne (2010).

^b The WISE W3 and W4 magnitudes have been filtered to only allow values that have not reached saturation limits ($W3 < 3.8$ mags and $W4 < -0.4$ mags).

^c 2MASS magnitudes converted to the Johnson system. See Section 3 for details.

TABLE 8
 SOLUTIONS TO TEMPERATURE RELATIONS

Color Index	# of Points	Range (mag)	$a_0 \pm \sigma$	$a_1 \pm \sigma$	$a_2 \pm \sigma$	$a_3 \pm \sigma$	σ (%)
$(B - V)^a$	124	$[-0.02 - 1.73]$	9084 ± 15	-7736 ± 57	4781 ± 69	-1342.9 ± 25.1	3.3
$(B - V)^{a,b}$	111	$[0.32 - 1.73]$	7722 ± 38	-3144 ± 129	112 ± 136	114.2 ± 44.3	3.0
$(V - J)$	122	$[-0.12 - 4.24]$	9052 ± 13	-3972 ± 20	1039 ± 9	-101.0 ± 1.5	3.7
$(V - J)^c$	109	$[0.60 - 4.24]$	9041 ± 25	-3950 ± 39	1028 ± 17	-99.4 ± 2.3	3.7
$(V - J)^d$	95	$[-0.12 - 4.24]$	9127 ± 13	-4084 ± 21	1082 ± 10	-106.0 ± 1.5	2.6
$(V - J)^{c,d}$	85	$[0.60 - 4.24]$	9183 ± 26	-4163 ± 40	1114 ± 17	-109.9 ± 2.3	2.5
$(V - H)$	122	$[-0.13 - 4.77]$	8958 ± 13	-3023 ± 18	632 ± 7	-52.9 ± 1.1	3.3
$(V - H)^c$	109	$[0.67 - 4.77]$	8595 ± 28	-2556 ± 37	458 ± 14	-33.2 ± 1.7	3.2
$(V - H)^d$	86	$[-0.13 - 4.77]$	9084 ± 14	-3162 ± 19	675 ± 8	-56.9 ± 1.1	2.5
$(V - H)^{c,d}$	79	$[0.67 - 4.77]$	8935 ± 32	-2970 ± 41	604 ± 15	-48.8 ± 1.8	2.4
$(V - K)$	124	$[-0.15 - 5.04]$	8984 ± 13	-2914 ± 17	588 ± 7	-47.4 ± 0.9	2.9
$(V - K)^c$	111	$[0.82 - 5.04]$	8649 ± 28	-2503 ± 35	442 ± 12	-31.7 ± 1.5	2.7
$(V - K)^d$	97	$[-0.15 - 5.04]$	9030 ± 13	-2968 ± 17	606 ± 7	-49.2 ± 0.9	2.4
$(V - K)^{c,d}$	87	$[0.82 - 5.04]$	8669 ± 29	-2528 ± 35	450 ± 13	-32.5 ± 1.5	2.3
$(V - R_J)$	81	$[0.00 - 1.69]$	9335 ± 16	-9272 ± 71	5579 ± 102	-1302.5 ± 43.4	3.8
$(V - R_J)^c$	69	$[0.32 - 1.69]$	9238 ± 54	-8844 ± 213	5029 ± 254	-1094.6 ± 92.7	3.5
$(V - I_J)$	81	$[-0.03 - 3.12]$	9189 ± 15	-5372 ± 37	1884 ± 30	-245.1 ± 7.3	3.3
$(V - I_J)^c$	69	$[0.51 - 3.12]$	9072 ± 42	-5080 ± 97	1674 ± 66	-200.8 ± 14.0	3.0
$(V - R_C)$	34	$[-0.01 - 1.24]$	9317 ± 17	-13886 ± 92	12760 ± 150	-4468.7 ± 75.0	3.3
$(V - R_C)^c$	28	$[0.22 - 1.24]$	9035 ± 49	-12493 ± 242	10831 ± 337	-3663.7 ± 144.9	2.7
$(V - I_C)$	34	$[-0.02 - 2.77]$	9354 ± 17	-7178 ± 42	3226 ± 30	-518.2 ± 6.6	3.1
$(V - I_C)^c$	28	$[0.44 - 2.77]$	9440 ± 44	-7360 ± 102	3333 ± 65	-536.9 ± 12.6	2.6
$(V - R_K)$	64	$[-0.21 - 1.32]$	7371 ± 7	-7940 ± 43	6947 ± 90	-2557.8 ± 54.2	4.0
$(V - R_K)^c$	59	$[0.11 - 1.32]$	6878 ± 14	-4708 ± 91	1329 ± 166	230.5 ± 88.3	3.6
$(V - I_K)$	64	$[-0.33 - 2.42]$	7694 ± 8	-5142 ± 25	2412 ± 26	-428.4 ± 8.4	2.8
$(V - I_K)^c$	59	$[0.25 - 2.42]$	7639 ± 17	-4964 ± 56	2256 ± 51	-388.7 ± 13.9	2.7
$(R_J - J)$	81	$[-0.12 - 2.21]$	8718 ± 12	-6740 ± 44	3164 ± 54	-547.0 ± 19.2	4.6
$(R_J - J)^c$	69	$[0.28 - 2.21]$	8301 ± 32	-5334 ± 110	1784 ± 113	-144.0 ± 35.0	4.3
$(R_J - J)^d$	75	$[-0.12 - 2.21]$	8779 ± 12	-6901 ± 46	3259 ± 55	-560.8 ± 19.5	3.4
$(R_J - J)^{c,d}$	66	$[0.28 - 2.21]$	8388 ± 32	-5589 ± 111	1980 ± 114	-188.7 ± 35.1	3.3
$(R_J - H)$	81	$[-0.13 - 2.80]$	8689 ± 13	-4292 ± 35	1356 ± 31	-180.8 ± 8.2	4.3
$(R_J - H)^c$	69	$[0.33 - 2.80]$	7066 ± 39	-320 ± 98	-1531 ± 74	447.3 ± 16.7	4.2
$(R_J - H)^d$	66	$[-0.13 - 2.80]$	8856 ± 14	-4566 ± 38	1434 ± 33	-178.1 ± 8.6	2.9
$(R_J - H)^{c,d}$	60	$[0.33 - 2.80]$	7640 ± 49	-1650 ± 118	-650 ± 86	270.4 ± 19.2	3.0
$(R_J - K)$	81	$[-0.15 - 3.06]$	8787 ± 13	-4287 ± 32	1383 ± 26	-187.0 ± 6.3	3.6
$(R_J - K)^c$	69	$[0.50 - 3.06]$	7499 ± 45	-1376 ± 102	-557 ± 70	200.1 ± 14.4	3.1
$(R_J - K)^d$	75	$[-0.15 - 3.06]$	8844 ± 13	-4400 ± 33	1444 ± 27	-197.1 ± 6.4	2.8
$(R_J - K)^{c,d}$	66	$[0.50 - 3.06]$	7552 ± 45	-1484 ± 103	-495 ± 70	189.5 ± 14.4	2.6
$(R_C - J)$	34	$[-0.11 - 3.00]$	9019 ± 15	-5767 ± 34	2209 ± 23	-310.3 ± 4.8	5.0
$(R_C - J)^c$	28	$[0.41 - 3.00]$	9191 ± 43	-6123 ± 91	2410 ± 54	-344.4 ± 9.6	5.5
$(R_C - J)^d$	27	$[-0.11 - 3.00]$	9050 ± 15	-5805 ± 34	2223 ± 23	-311.6 ± 4.8	2.4
$(R_C - J)^{c,d}$	22	$[0.41 - 3.00]$	9393 ± 45	-6519 ± 95	2629 ± 55	-380.6 ± 9.9	2.1
$(R_C - H)$	34	$[-0.12 - 3.53]$	9035 ± 15	-4354 ± 29	1334 ± 17	-160.9 ± 3.1	4.1
$(R_C - H)^c$	28	$[0.68 - 3.53]$	8956 ± 48	-4211 ± 81	1262 ± 40	-149.9 ± 6.1	3.9
$(R_C - H)^d$	26	$[-0.12 - 3.53]$	9062 ± 16	-4388 ± 29	1347 ± 17	-162.1 ± 3.2	3.0
$(R_C - H)^{c,d}$	22	$[0.68 - 3.53]$	9000 ± 48	-4278 ± 82	1292 ± 40	-153.9 ± 6.2	2.4
$(R_C - K)$	34	$[-0.14 - 3.80]$	9077 ± 15	-4054 ± 27	1133 ± 14	-124.1 ± 2.5	3.7
$(R_C - K)^c$	28	$[0.73 - 3.80]$	9075 ± 49	-4046 ± 76	1128 ± 34	-123.1 ± 4.9	3.9
$(R_C - K)^d$	27	$[-0.14 - 3.80]$	9087 ± 15	-4059 ± 27	1133 ± 14	-123.8 ± 2.5	2.5
$(R_C - K)^{c,d}$	22	$[0.73 - 3.80]$	9137 ± 50	-4131 ± 78	1162 ± 35	-127.5 ± 5.0	2.3
$(R_K - J)$	62	$[0.09 - 2.58]$	10087 ± 22	-7219 ± 53	2903 ± 42	-433.7 ± 10.6	4.3
$(R_K - J)^c$	57	$[0.58 - 2.58]$	9876 ± 58	-6752 ± 128	2589 ± 87	-368.1 ± 18.9	3.9
$(R_K - J)^d$	59	$[0.09 - 2.58]$	10218 ± 23	-7478 ± 55	3060 ± 43	-463.7 ± 10.7	3.2
$(R_K - J)^{c,d}$	55	$[0.58 - 2.58]$	10004 ± 59	-7009 ± 130	2748 ± 88	-399.0 ± 19.1	3.1
$(R_K - H)$	62	$[0.07 - 3.17]$	9695 ± 21	-4791 ± 43	1432 ± 29	-175.0 ± 6.0	3.5

TABLE 8 — CONTINUED

Color Index	# of Points	Range (mag)	$a_0 \pm \sigma$	$a_1 \pm \sigma$	$a_2 \pm \sigma$	$a_3 \pm \sigma$	σ (%)
$(R_K - H)^c$	57	[0.82 – 3.17]	8678 ± 69	–2980 ± 125	435 ± 70	–4.3 ± 12.4	2.9
$(R_K - H)^d$	57	[0.07 – 3.17]	9823 ± 22	–5001 ± 45	1543 ± 30	–193.4 ± 6.1	2.9
$(R_K - H)^{c,d}$	54	[0.82 – 3.17]	8676 ± 70	–2972 ± 126	431 ± 70	–3.8 ± 12.5	2.6
$(R_K - K)$	64	[0.06 – 3.43]	9683 ± 21	–4479 ± 39	1268 ± 24	–147.8 ± 4.7	3.6
$(R_K - K)^c$	59	[0.90 – 3.43]	8671 ± 69	–2793 ± 117	400 ± 61	–8.9 ± 10.1	2.9
$(R_K - K)^d$	61	[0.06 – 3.43]	9794 ± 21	–4647 ± 40	1347 ± 25	–159.5 ± 4.8	2.7
$(R_K - K)^{c,d}$	57	[0.90 – 3.43]	8726 ± 70	–2875 ± 117	439 ± 61	–14.7 ± 10.2	2.4
$(g - z)^\dagger$	79	[–0.58 – 3.44]	7089 ± 11	–2760 ± 27	804 ± 16	–95.2 ± 3.0	3.2
$(g - z)^{\dagger c}$	74	[0.04 – 3.44]	7131 ± 14	–2863 ± 36	863 ± 21	–104.8 ± 3.7	3.3
$(g - i)^\dagger$	79	[–0.43 – 2.78]	7279 ± 13	–3356 ± 37	1112 ± 27	–153.9 ± 5.9	3.2
$(g - i)^{\dagger c}$	74	[0.09 – 2.78]	7325 ± 18	–3484 ± 49	1199 ± 35	–171.0 ± 7.4	3.3
$(g - r)^\dagger$	79	[–0.23 – 1.40]	7526 ± 18	–5570 ± 88	3750 ± 136	–1332.9 ± 61.5	3.2
$(g - r)^{\dagger c}$	74	[0.09 – 1.40]	7671 ± 31	–6275 ± 155	4719 ± 222	–1723.1 ± 94.0	3.3
$(g - J)^\dagger$	79	[–0.02 – 5.06]	8576 ± 28	–2710 ± 35	548 ± 12	–44.0 ± 1.4	3.5
$(g - J)^{\dagger c}$	74	[0.64 – 5.06]	8605 ± 36	–2744 ± 45	560 ± 15	–45.2 ± 1.7	3.5
$(g - J)^{\dagger d}$	60	[–0.02 – 5.06]	8759 ± 33	–2933 ± 41	623 ± 14	–51.5 ± 1.6	2.7
$(g - J)^{\dagger c,d}$	57	[0.64 – 5.06]	8695 ± 38	–2856 ± 46	597 ± 16	–48.9 ± 1.7	2.6
$(g - H)^\dagger$	79	[–0.12 – 5.59]	8589 ± 30	–2229 ± 33	380 ± 10	–27.5 ± 1.1	2.9
$(g - H)^{\dagger c}$	74	[0.88 – 5.59]	8774 ± 44	–2419 ± 46	437 ± 14	–32.7 ± 1.4	3.0
$(g - H)^{\dagger d}$	53	[–0.12 – 5.59]	8744 ± 46	–2396 ± 48	432 ± 14	–32.3 ± 1.4	2.3
$(g - H)^{\dagger c,d}$	52	[0.88 – 5.59]	8745 ± 47	–2397 ± 49	433 ± 15	–32.4 ± 1.4	2.4
$(g - K)^\dagger$	79	[–0.01 – 5.86]	8526 ± 30	–2084 ± 31	337 ± 9	–23.3 ± 0.9	2.8
$(g - K)^{\dagger c}$	74	[0.86 – 5.86]	8519 ± 40	–2078 ± 41	335 ± 12	–23.2 ± 1.2	2.7
$(g - K)^{\dagger d}$	60	[–0.01 – 5.86]	8618 ± 35	–2178 ± 36	365 ± 11	–25.8 ± 1.1	2.5
$(g - K)^{\dagger c,d}$	57	[0.86 – 5.86]	8485 ± 41	–2046 ± 42	327 ± 12	–22.5 ± 1.2	2.3
$(V - W3)$	44	[0.76 – 5.50]	9046 ± 98	–3005 ± 103	602 ± 30	–45.3 ± 2.8	2.5
$(V - W3)^c$	43	[1.00 – 5.50]	9005 ± 109	–2962 ± 114	590 ± 33	–44.3 ± 3.0	2.5
$(V - W4)$	111	[0.03 – 5.62]	9008 ± 20	–2881 ± 23	565 ± 8	–42.3 ± 0.9	3.3
$(V - W4)^c$	100	[0.92 – 5.62]	8855 ± 29	–2714 ± 33	514 ± 11	–37.5 ± 1.1	2.8
$(R_J - W4)$	74	[0.03 – 3.56]	9055 ± 24	–4658 ± 52	1551 ± 33	–199.8 ± 6.3	3.6
$(R_J - W4)^c$	64	[0.58 – 3.56]	8694 ± 42	–3964 ± 85	1160 ± 51	–133.4 ± 9.2	2.5
$(I_J - W4)$	74	[0.04 – 2.13]	9140 ± 28	–7347 ± 93	3981 ± 92	–873.1 ± 27.7	4.7
$(I_J - W4)^c$	64	[0.40 – 2.13]	8541 ± 48	–5594 ± 151	2453 ± 141	–465.5 ± 40.4	3.1
$(R_C - W4)$	30	[0.20 – 4.38]	9015 ± 31	–3833 ± 45	1004 ± 19	–98.5 ± 2.4	3.1
$(R_C - W4)^c$	26	[0.76 – 4.38]	8853 ± 51	–3620 ± 71	924 ± 28	–89.4 ± 3.4	2.9
$(I_C - W4)$	30	[0.14 – 2.85]	8971 ± 34	–5296 ± 75	1997 ± 48	–298.1 ± 9.5	3.7
$(I_C - W4)^c$	26	[0.54 – 2.85]	8493 ± 55	–4360 ± 114	1466 ± 69	–205.6 ± 12.9	3.1
$(R_K - W4)$	52	[0.17 – 3.93]	9753 ± 42	–4530 ± 66	1271 ± 31	–137.7 ± 4.7	2.9
$(R_K - W4)^c$	48	[0.97 – 3.93]	9433 ± 64	–4071 ± 97	1072 ± 44	–110.8 ± 6.4	2.4
$(I_K - W4)$	52	[0.23 – 2.83]	10576 ± 59	–7103 ± 123	2887 ± 79	–461.5 ± 15.9	3.7
$(I_K - W4)^c$	52	[0.23 – 2.83]	10727 ± 63	–7275 ± 128	2943 ± 81	–465.8 ± 16.2	3.6

NOTE. — Refer to Section 3, Section 3.1.2, Section 3.1.1, Section 3.1, and Equation 2 for details.

^a The $(B - V)$ relation expressed as a 3^{rd} order polynomial is insufficient for the full range of AFGKM stars. See Section 3.1.2 for discussion and alternate solutions.

^b For a metallicity dependent solution, refer to Equation 4 in Section 3.1.2.

^c Solutions derived omitting hot stars ($T_{\text{eff}} > 6750$ K). See Section 3.1.1.

^d Solutions derived omitting all stars that only have *2MASS* magnitudes. See Section 3.1.

TABLE 9
 MAXIMUM DIFFERENCE IN TEMPERATURE SOLUTION WHEN OMITTING HOT
 STARS

Color Index	Max. % Diff.
$(B - V)$	-4.3
$(V - J)$	-0.1
$(V - H)$	-1.1
$(V - K)$	-1.0
$(V - R_J)$	-1.7
$(V - I_J)$	-2.6
$(V - R_C)$	-0.7
$(V - I_C)$	-0.4
$(V - R_K)$	-11.5
$(V - I_K)$	-0.7
$(R_J - J)$	-7.5
$(R_J - H)$	-11.8
$(R_J - K)$	-14.8
$(R_C - J)$	-1.7
$(R_C - H)$	-0.2
$(R_C - K)$	-0.2
$(R_K - J)$	-0.8
$(R_K - H)$	-4.2
$(R_K - K)$	-4.6
$(g - z)$	-0.5
$(g - i)$	-0.5
$(g - r)$	-1.2
$(g - J)$	-0.2
$(g - H)$	0.0
$(g - K)$	-0.3
$(V - W3)$	-0.1
$(V - W4)$	-0.4
$(R_J - W4)$	-4.5
$(I_J - W4)$	-4.2
$(R_C - W4)$	-0.4
$(I_C - W4)$	-1.0
$(R_K - W4)$	-1.1
$(I_K - W4)$	-2.0

NOTE. — For each color index, we show the maximum difference in predicted temperature using the full AFGKM sample to the sample that omits the early-type stars. Refer to Section 3.1.1 for details.

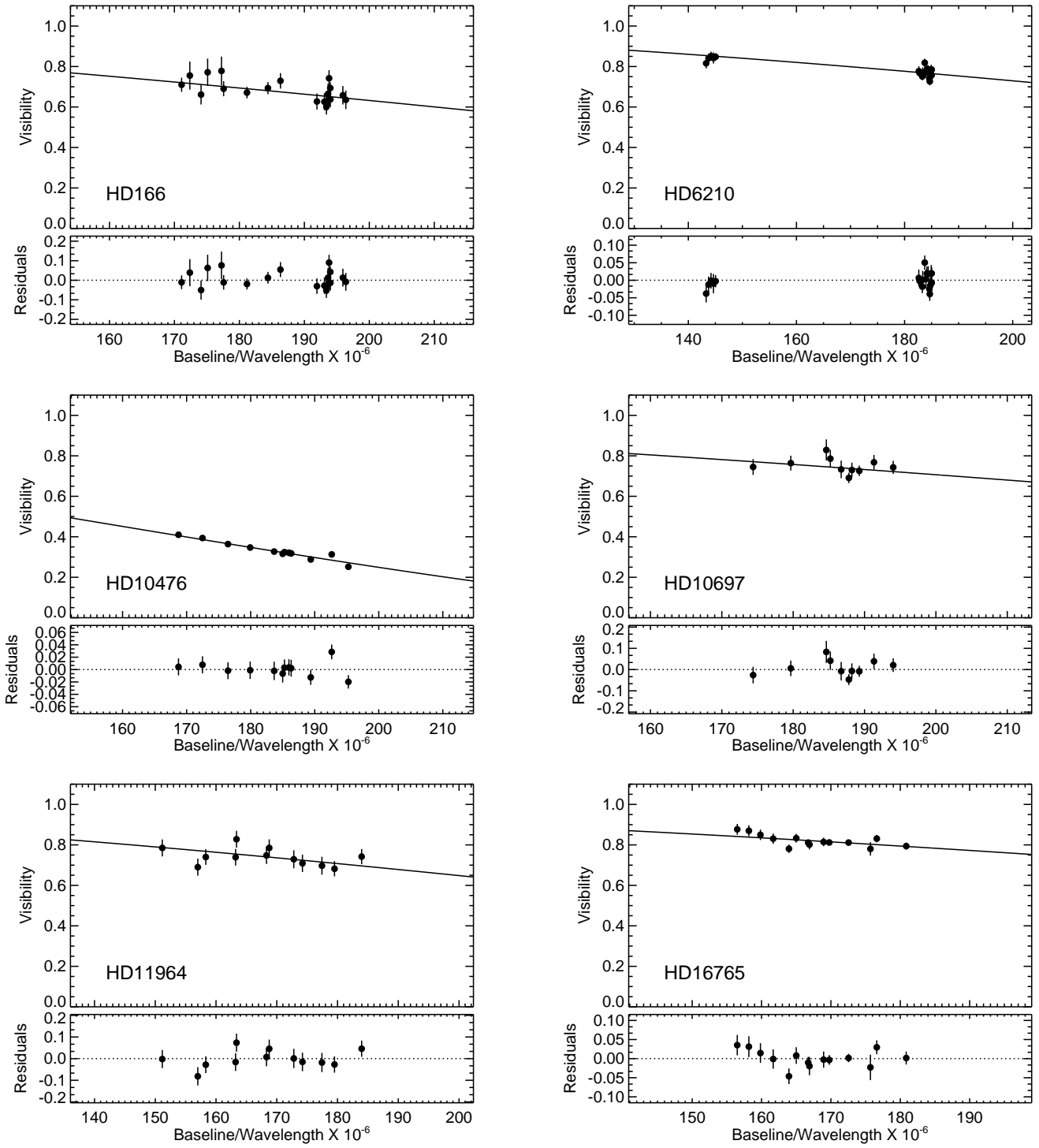


FIG. 1.— Calibrated observations plotted with the limb-darkened angular diameter fit for each star. See Section 2.1 for details.

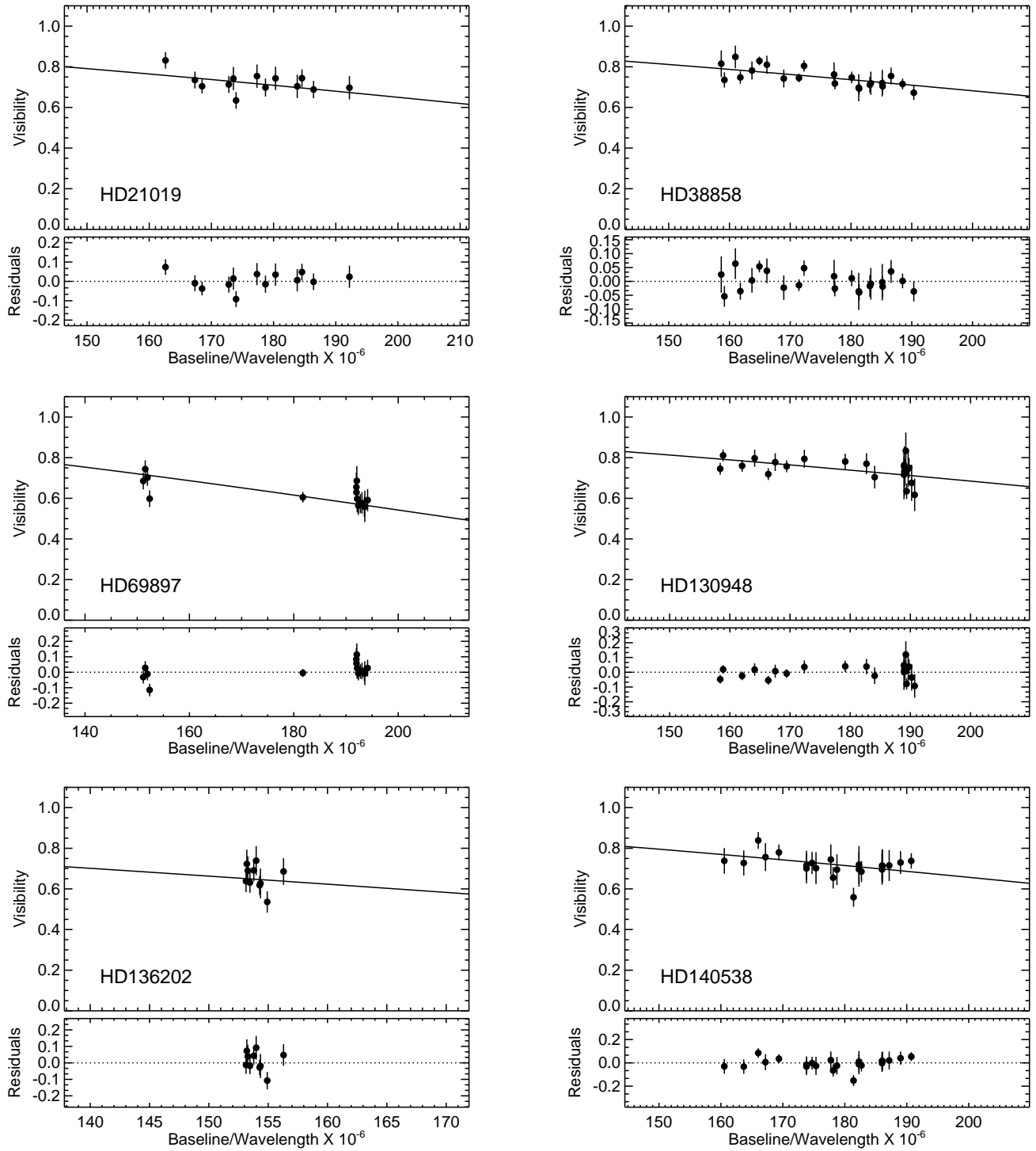


FIG. 2.— Calibrated observations plotted with the limb-darkened angular diameter fit for each star. See Section 2.1 for details.

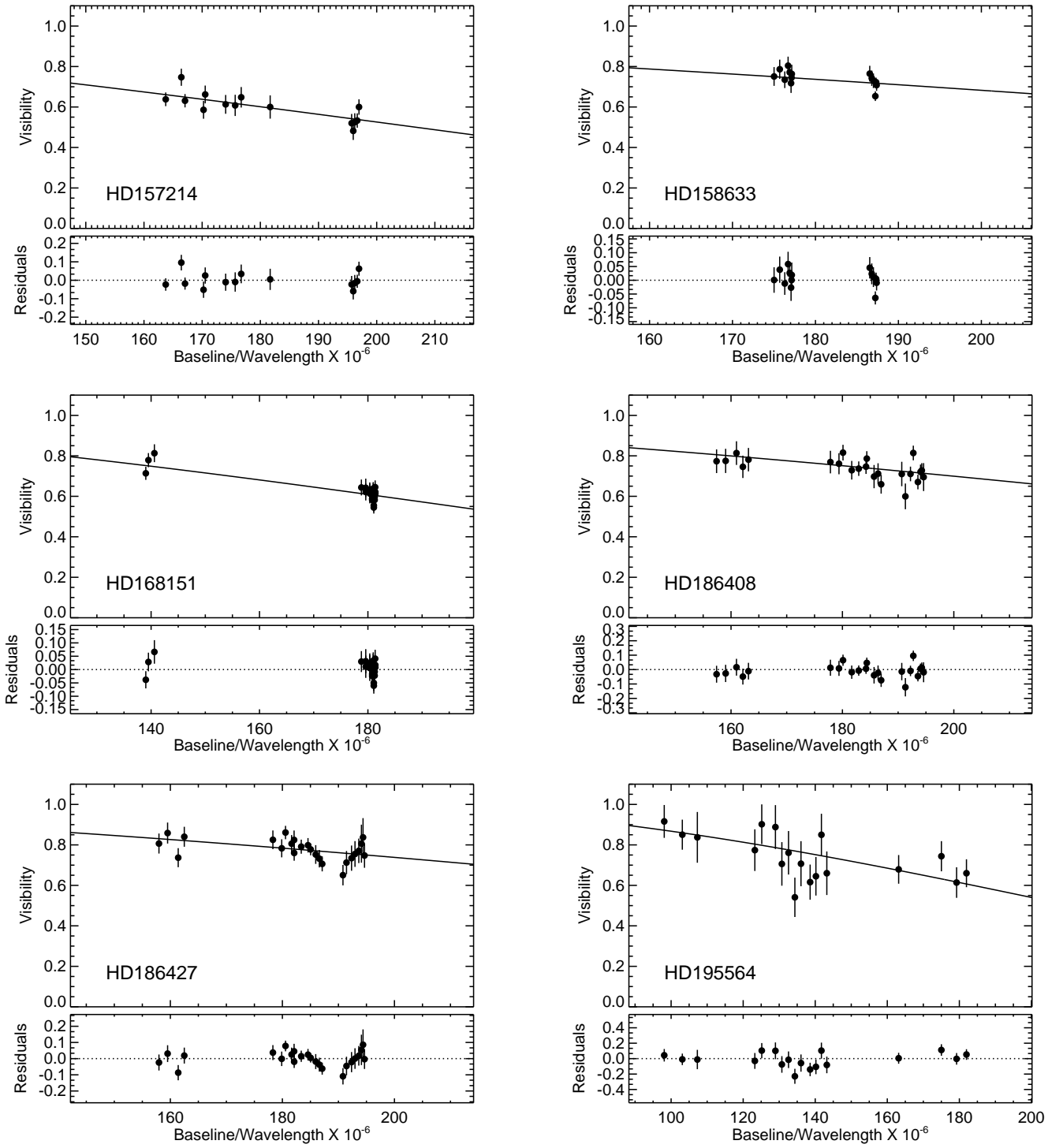


FIG. 3.— Calibrated observations plotted with the limb-darkened angular diameter fit for each star. See Section 2.1 for details.

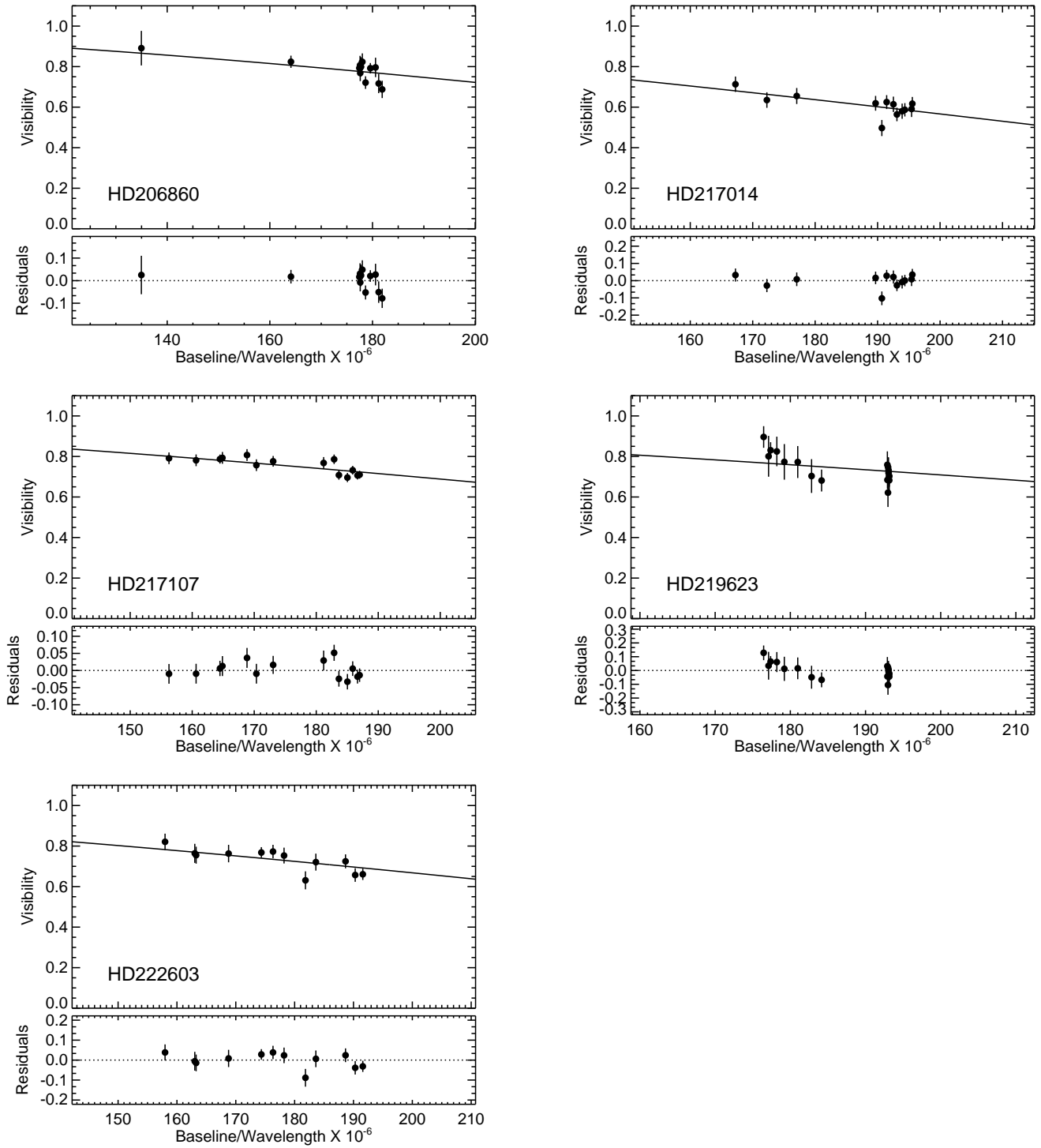


FIG. 4.— Calibrated observations plotted with the limb-darkened angular diameter fit for each star. See Section 2.1 for details.

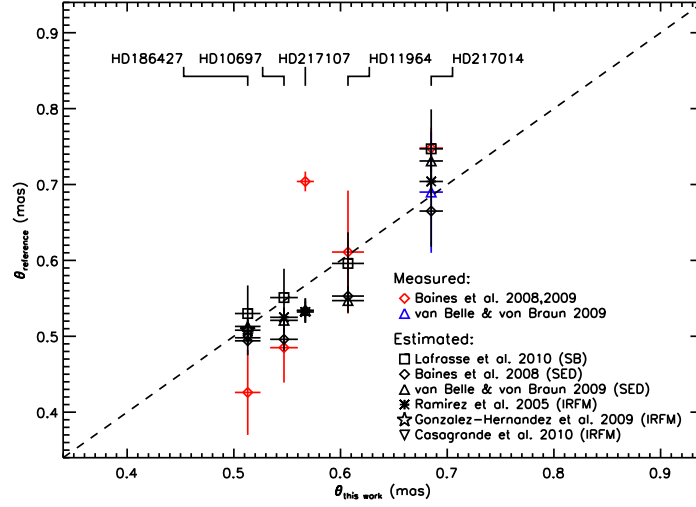


FIG. 5.— New angular diameter measurements of exoplanet host stars compared to previously published measurements from Baines et al. (2008), Baines et al. (2009), and van Belle & von Braun (2009). We also show the agreement with indirect diameter determinations using the surface brightness (SB) relation (Lafrasse et al. 2010), spectral energy distribution fitting (SED) (Baines et al. 2008, 2009; van Belle & von Braun 2009), and the infrared flux method (IRFM) (Ramírez & Meléndez 2005; González Hernández & Bonifacio 2009; Casagrande et al. 2010). Each of the four objects are identified with a vertical marker at the top end of the plot. The dashed line indicates a 1:1 relation. See legend within plot and Section 2.1 for details.

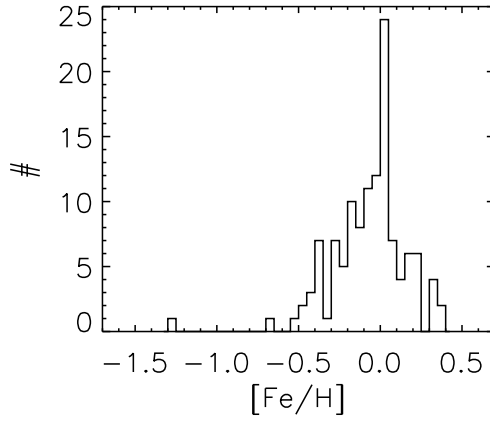


FIG. 6.— Histogram of metallicities for the stars with interferometrically determined radii discussed in this work and presented in Table 3. See Section 3 for details.

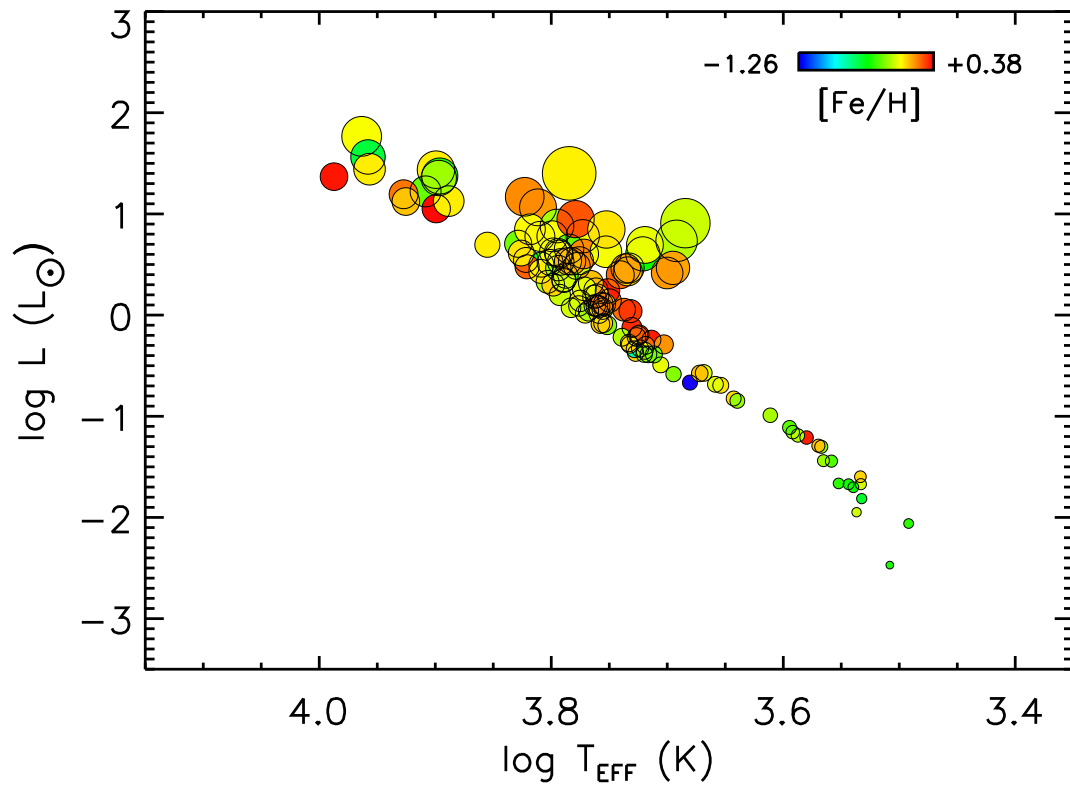


FIG. 7.— H-R diagram on the luminosity - temperature plane for all stars in Table 3 plus the collection of low-mass star measurements in DT2. The color and size of the data point reflects the metallicity and linear size of the star, respectively. See Section 2.3 for details.

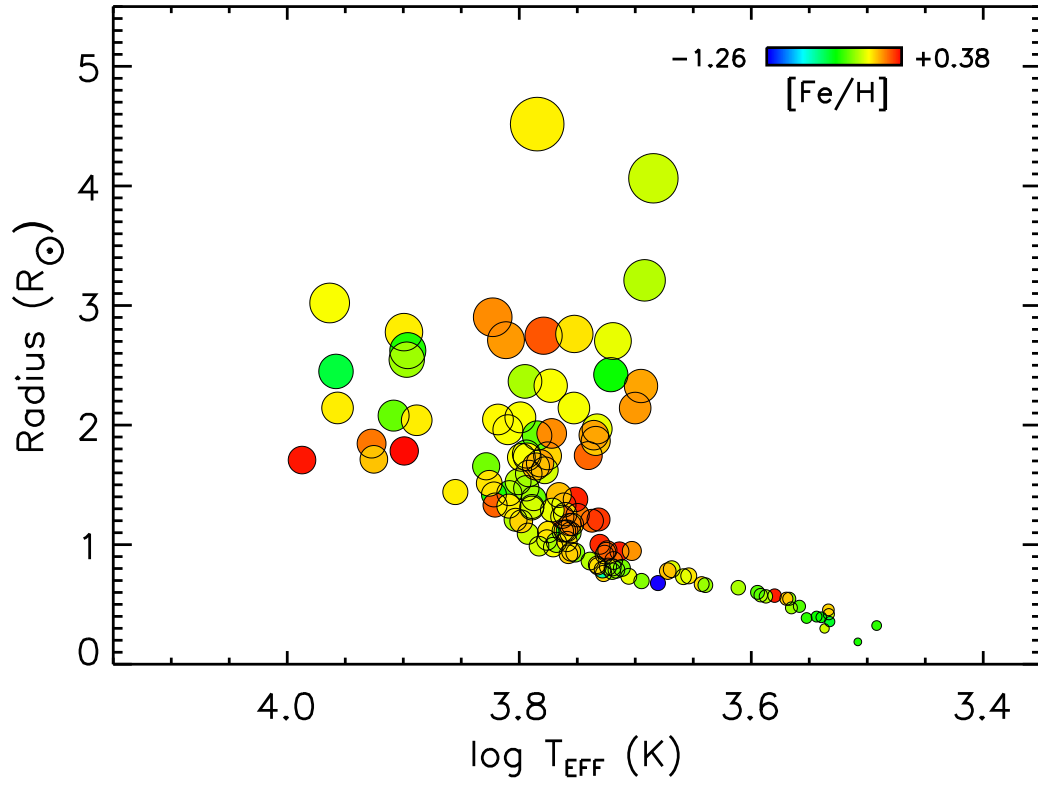


FIG. 8.— Stellar temperature versus radius for all stars in Table 3 plus the collection of low-mass star measurements in DT2. The color and size of the data point reflects the metallicity and linear size of the star, respectively. See Section 2.3 for details.

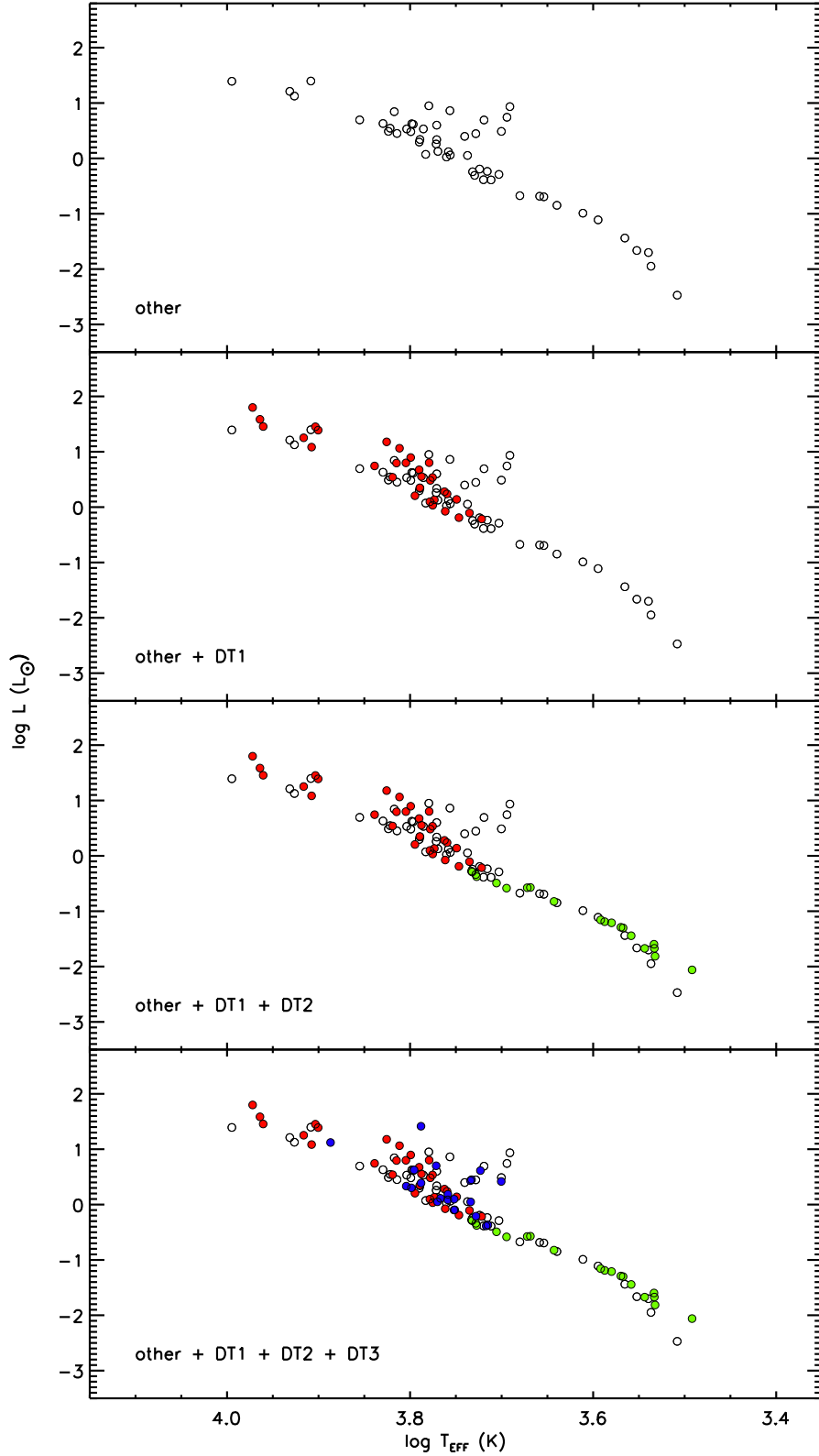


FIG. 9.— Each panel in this figure shows our progress in furnishing measurements to build a fundamentally determined H-R diagram on the luminosity - temperature plane. All published measurements in Table 3 plus the previously published low-mass star measurements collection of in table 7 in Boyajian et al. (2012b) (*other*; black points) are shown in all panels. The second panel down adds the stars from Boyajian et al. (2012a) (DT1; red points). The third panel down adds the stars from Boyajian et al. (2012b) (DT2; green points). The bottom panel adds the stars from this work (DT3; blue points). Stars with multiple measurements (i.e., marked with a \dagger in Table 3 or with a \ddagger in table 7 of Boyajian et al. (2012b) are fall under the *other* category, since they are not unique contributions from our DT1, DT2, or DT3 interferometric surveys). See Section 2.3 for details.

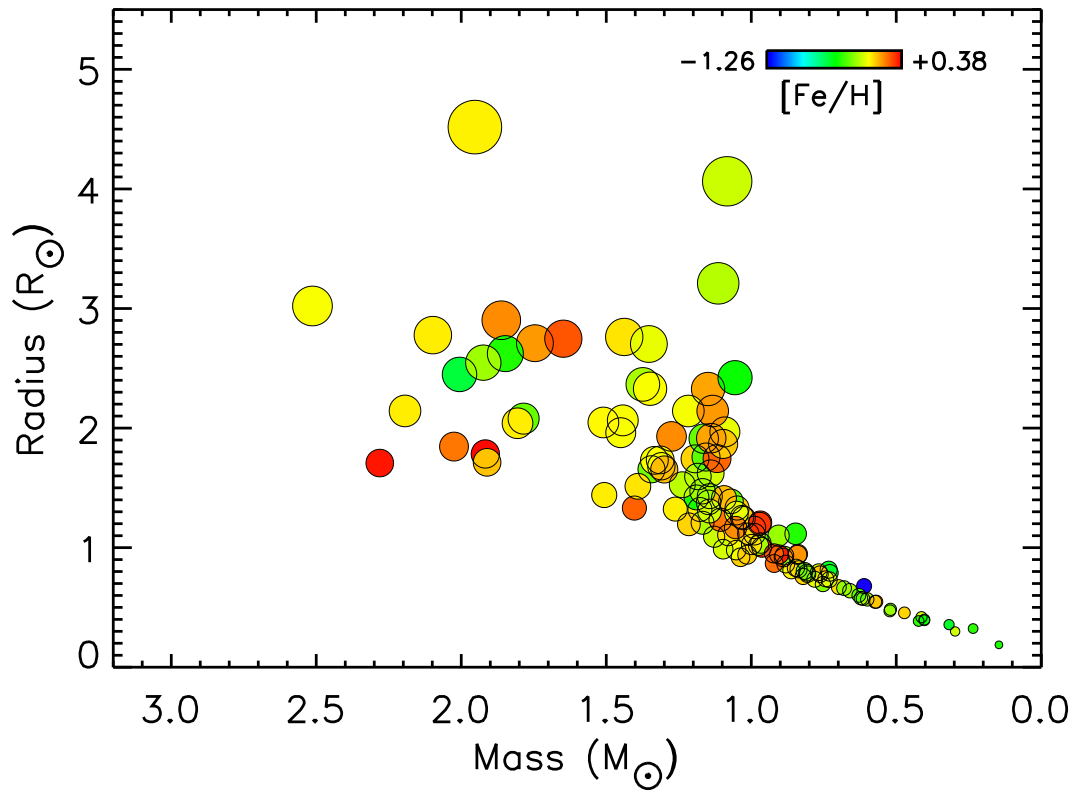


FIG. 10.— Stellar mass versus radius plotted for all stars in Table 3 plus the collection of low-mass star measurements in DT2. The color and size of the data point reflects the metallicity and linear size of the star, respectively. See Section 2.4 for details.

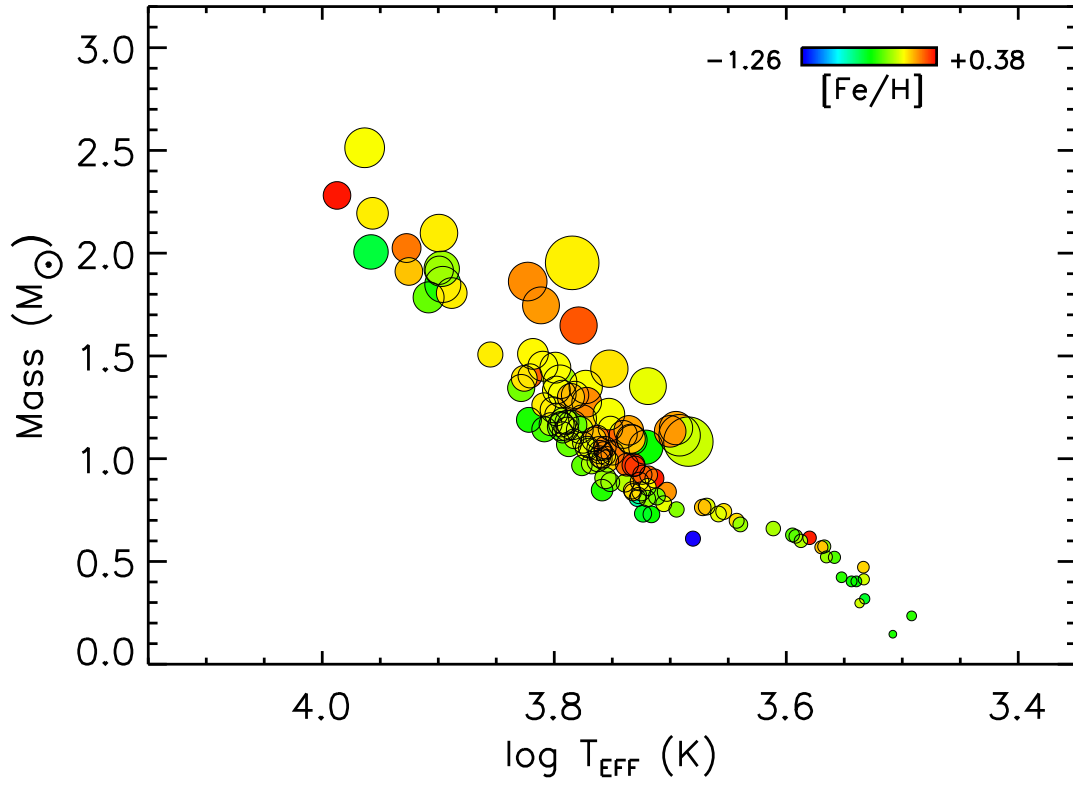


FIG. 11.— Stellar mass versus radius plotted for all stars in Table 3 plus the collection of low-mass star measurements in DT2. The color and size of the data point reflects the metallicity and linear size of the star, respectively. See Section 2.4 for details.

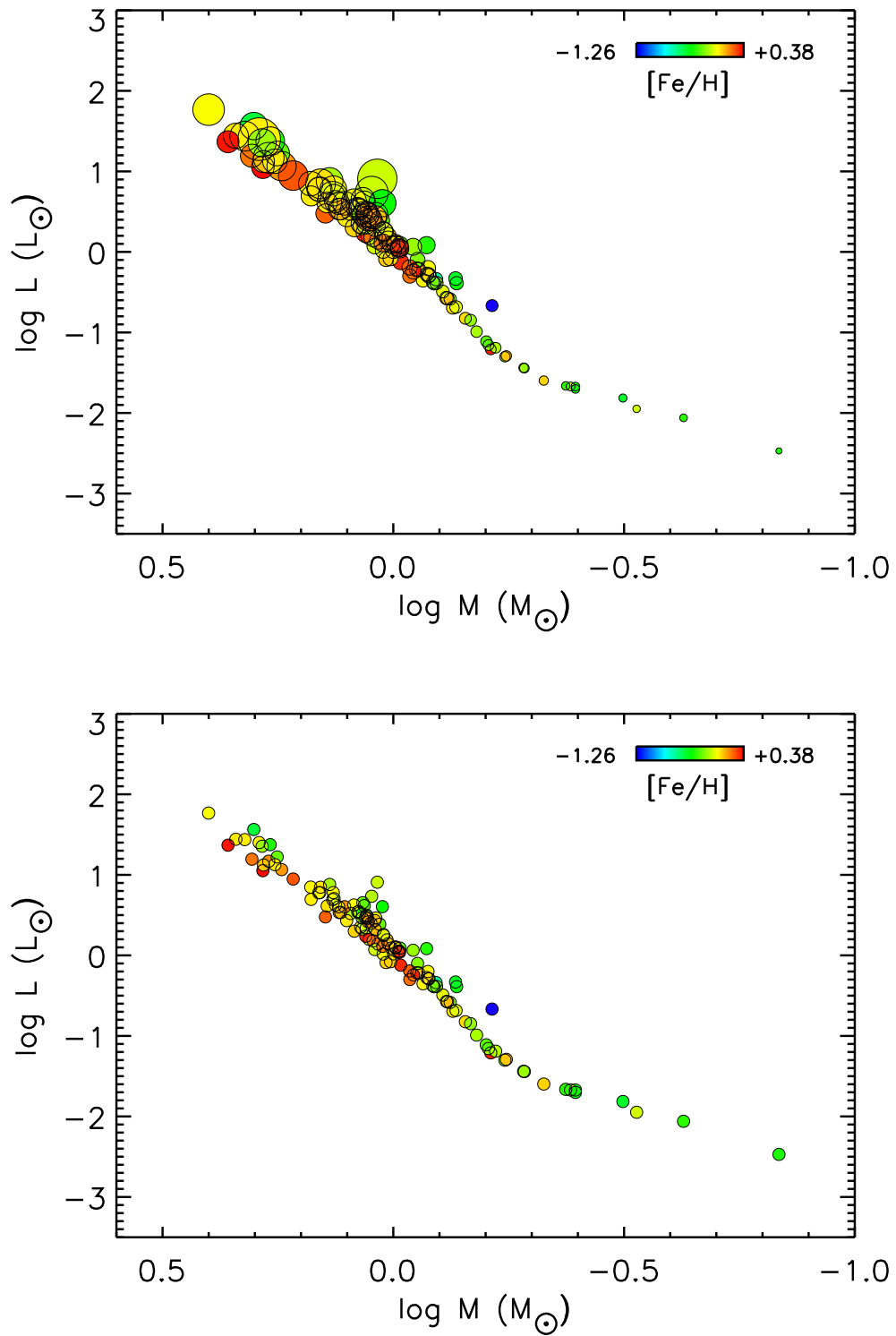


FIG. 12.— Stellar mass versus luminosity plotted for all stars in Table 3 plus the collection of low-mass star measurements in DT2. The color of the data point reflects the metallicity of the star. The size of the points in the top panel are proportional to the linear size of the star. The data points in the bottom panel are all of equal size in order to more clearly visualize the splitting in the mass - luminosity plane for stars of different metallicities. See Section 2.4 for details.

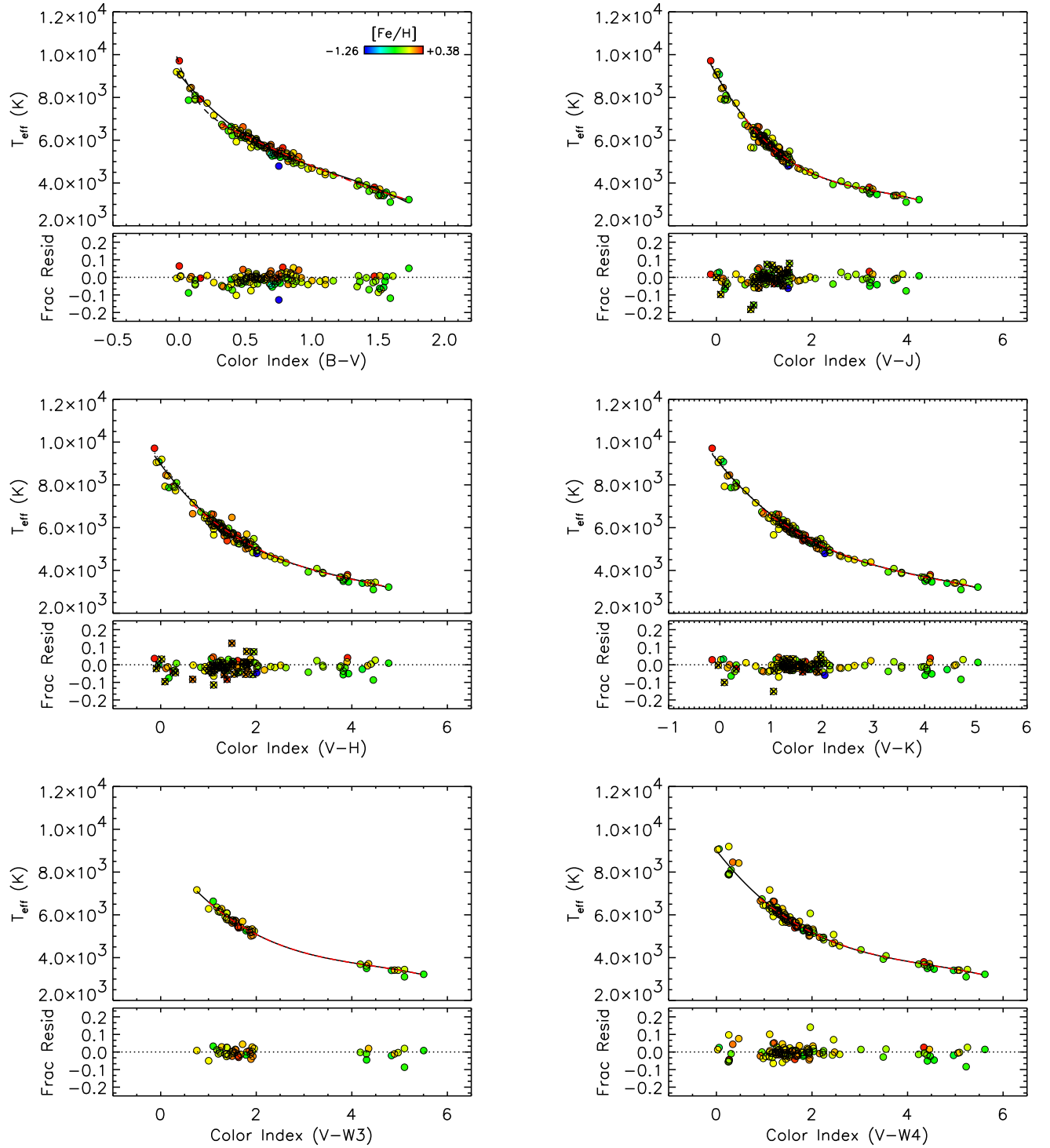


FIG. 13.— The solid black line represents the solution to the color-temperature relation (expressed as Equation 2 and reported in Table 8). The red dash-dot line represents the solution omitting the early-type stars (Section 3.1.1, Equation 2, Table 8). The color of the data point reflects the metallicity of the star, and temperature errors are not shown but typically are smaller than the data point. Those panels that involve infrared JHK colors have a second solution plotted as a dotted line (mostly eclipsed by the solid line solution). The dashed line in the panel showing the $(B-V)$ relation is the solution using a 6th order polynomial (Section 3.1.2, Equation 3, Figure 19). The bottom panel shows the fractional residual $(T_{\text{Obs.}} - T_{\text{Fit}})/T_{\text{Obs.}}$ to the 3rd order polynomial fit, where the dotted line indicates zero deviation. Points with saturated $2MASS$ photometry are marked with an \times in the bottom panel (see Section 3.1.3 for details). See Section 3, Section 3.1.1, and Section 3.1 for details.

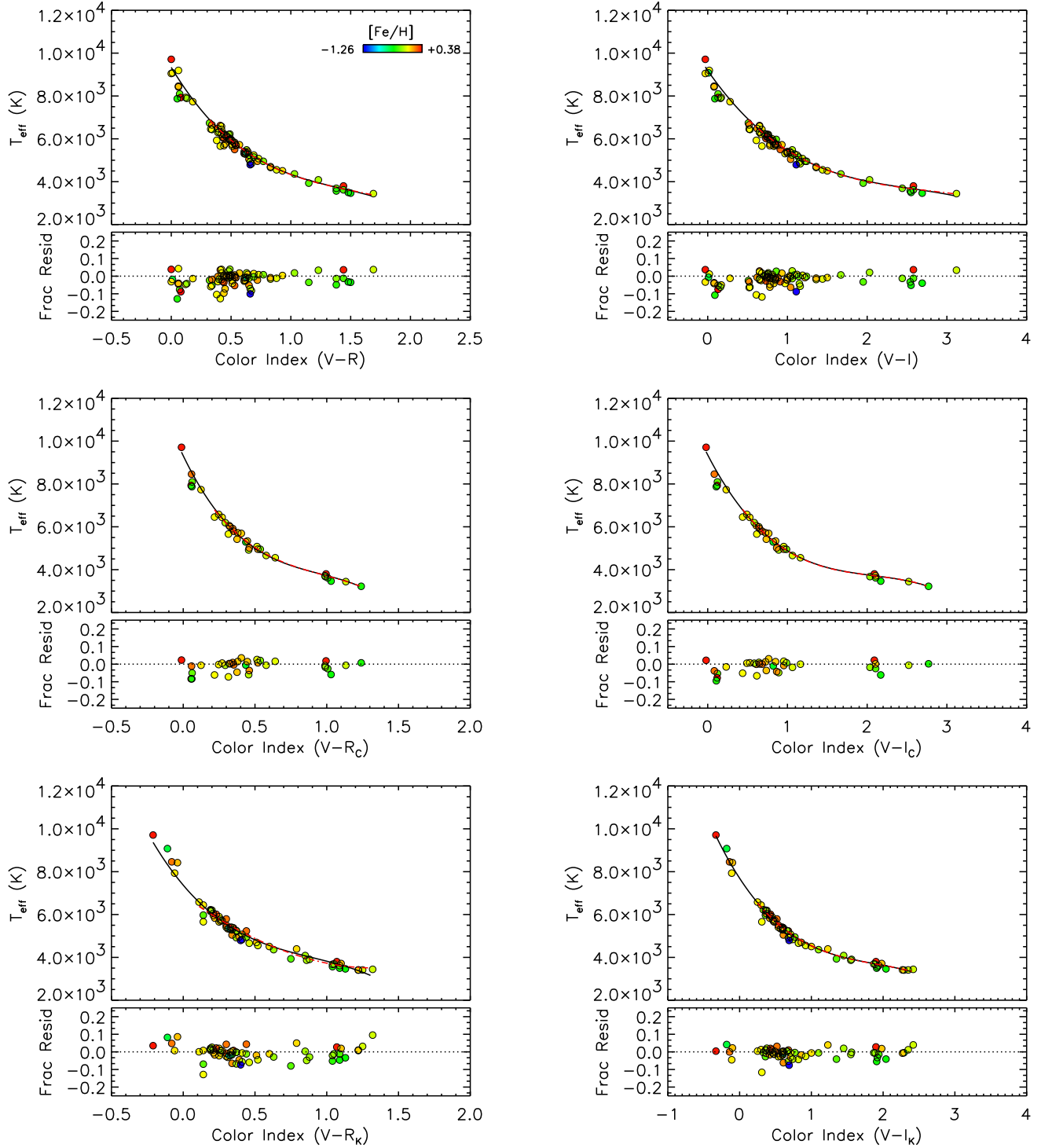


FIG. 14.— The solid black line represents the solution to the color-temperature relation (expressed as Equation 2 and reported in Table 8). The red dash-dot line represents the solution omitting the early-type stars (Section 3.1.1, Equation 2, Table 8). The color of the data point reflects the metallicity of the star, and temperature errors are not shown but typically are smaller than the data point. The bottom panel shows the fractional residual $(T_{\text{Obs.}} - T_{\text{Fit}})/T_{\text{Obs.}}$ to the 3rd order polynomial fit, where the dotted line indicates zero deviation. See Section 3 and Section 3.1.1 for details.

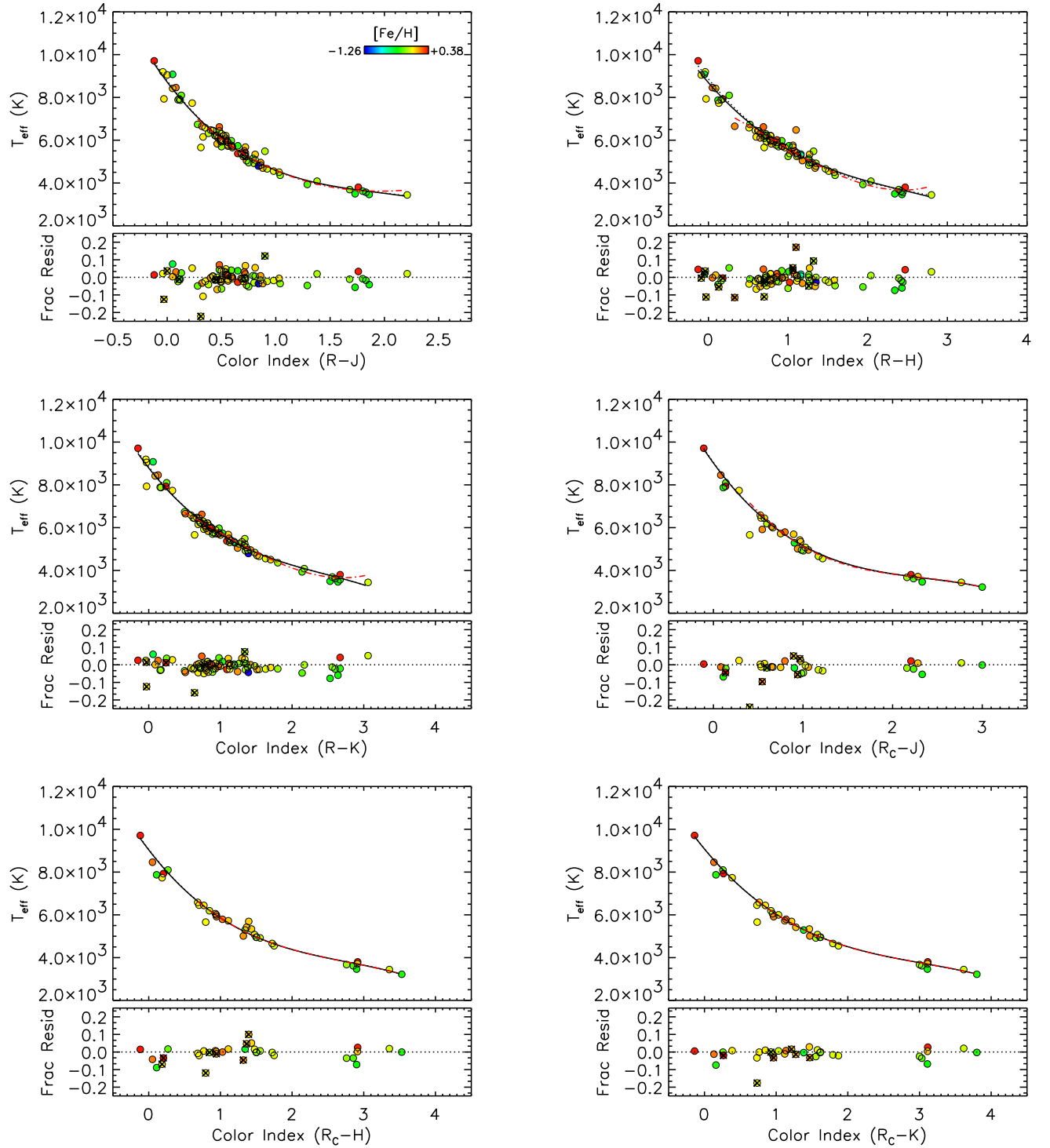


FIG. 15.— The solid black line represents the solution to the color-temperature relation (expressed as Equation 2 and reported in Table 8). The red dash-dot line represents the solution omitting the early-type stars (Section 3.1.1, Equation 2, Table 8). The color of the data point reflects the metallicity of the star, and temperature errors are not shown but typically are smaller than the data point. Those panels that involve infrared JHK colors have a second solution plotted as a dotted line (mostly eclipsed by the solid line solution). The bottom panel shows the fractional residual $(T_{\text{Obs.}} - T_{\text{Fit}})/T_{\text{Obs.}}$ to the 3rd order polynomial fit, where the dotted line indicates zero deviation. Points with saturated $2MASS$ photometry are marked with an \times in the bottom panel (see Section 3.1.3 for details). See Section 3, Section 3.1.1, and Section 3.1.3 for details.

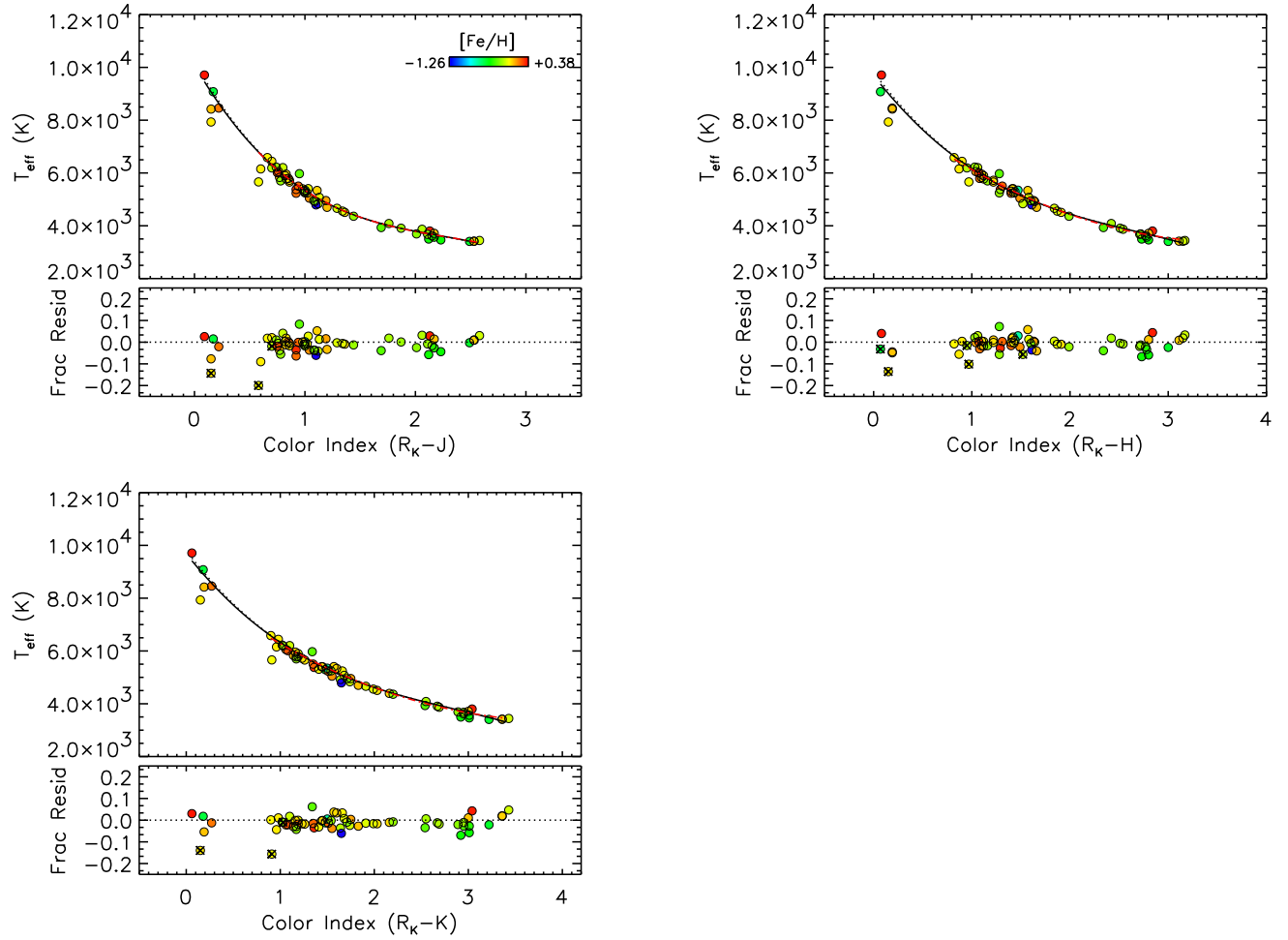


FIG. 16.— The solid black line represents the solution to the color-temperature relation (expressed as Equation 2 and reported in Table 8). The red dash-dot line represents the solution omitting the early-type stars (Section 3.1.1, Equation 2, Table 8). The color of the data point reflects the metallicity of the star, and temperature errors are not shown but typically are smaller than the data point. Those panels that involve infrared JHK colors have a second solution plotted as a dotted line (mostly eclipsed by the solid line solution). The bottom panel shows the fractional residual $(T_{\text{Obs.}} - T_{\text{Fit}})/T_{\text{Obs.}}$ to the 3rd order polynomial fit, where the dotted line indicates zero deviation. Points with saturated $2MASS$ photometry are marked with an \times in the bottom panel (see Section 3.1.3 for details). See Section 3, Section 3.1.1, and Section 3.1.3 for details.

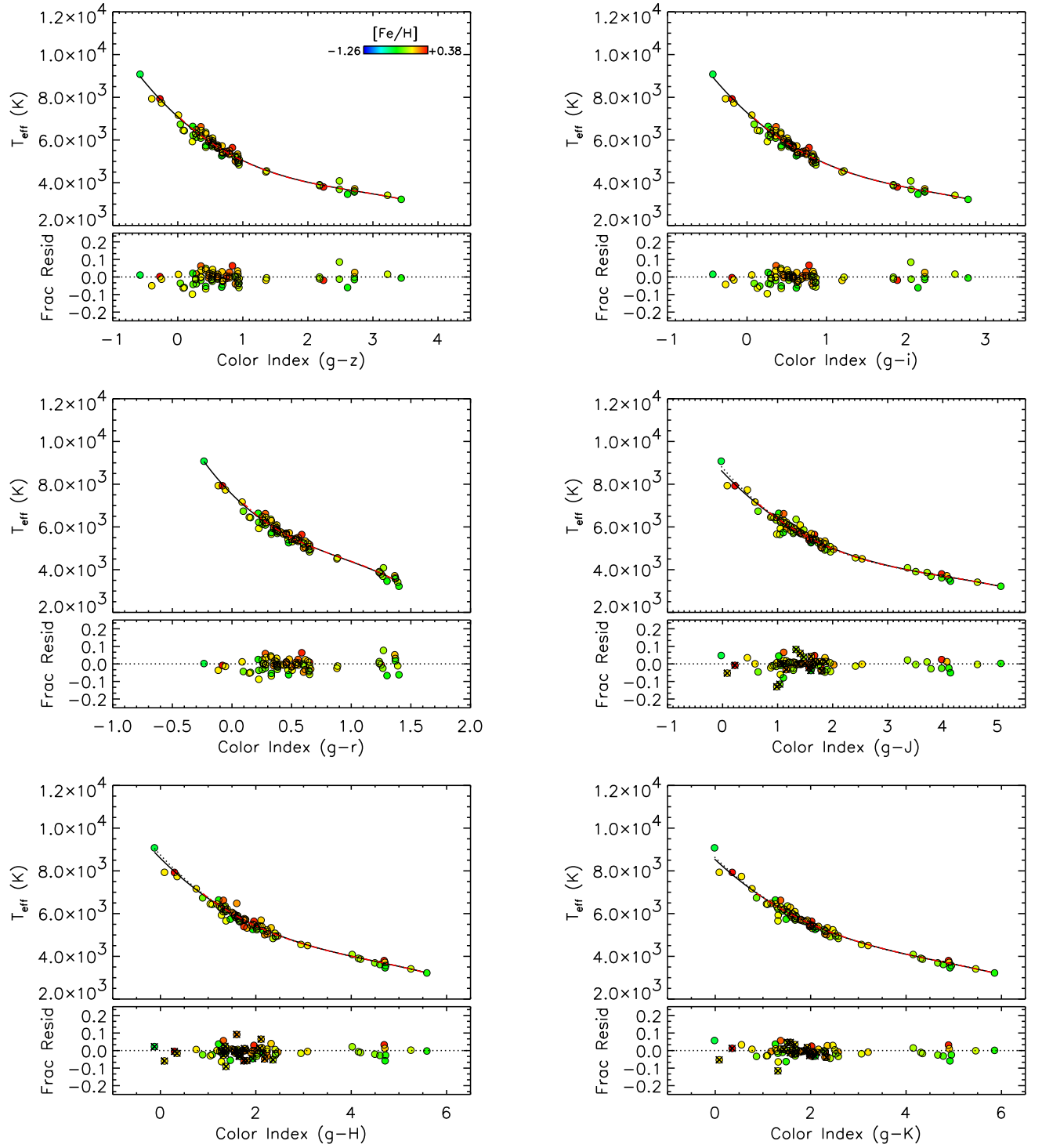


FIG. 17.— The solid black line represents the solution to the color-temperature relation (expressed as Equation 2 and reported in Table 8). The red dash-dot line represents the solution omitting the early-type stars (Section 3.1.1, Equation 2, Table 8). The color of the data point reflects the metallicity of the star, and temperature errors are not shown but typically are smaller than the data point. Those panels that involve infrared *JHK* colors have a second solution plotted as a dotted line (mostly eclipsed by the solid line solution). The bottom panel shows the fractional residual $(T_{\text{Obs.}} - T_{\text{Fit}})/T_{\text{Obs.}}$ to the 3rd order polynomial fit, where the dotted line indicates zero deviation. Points with saturated 2MASS photometry are marked with an \times in the bottom panel (see Section 3.1.3 for details). See Section 3, Section 3.1.1, and Section 3.1.3 for details.

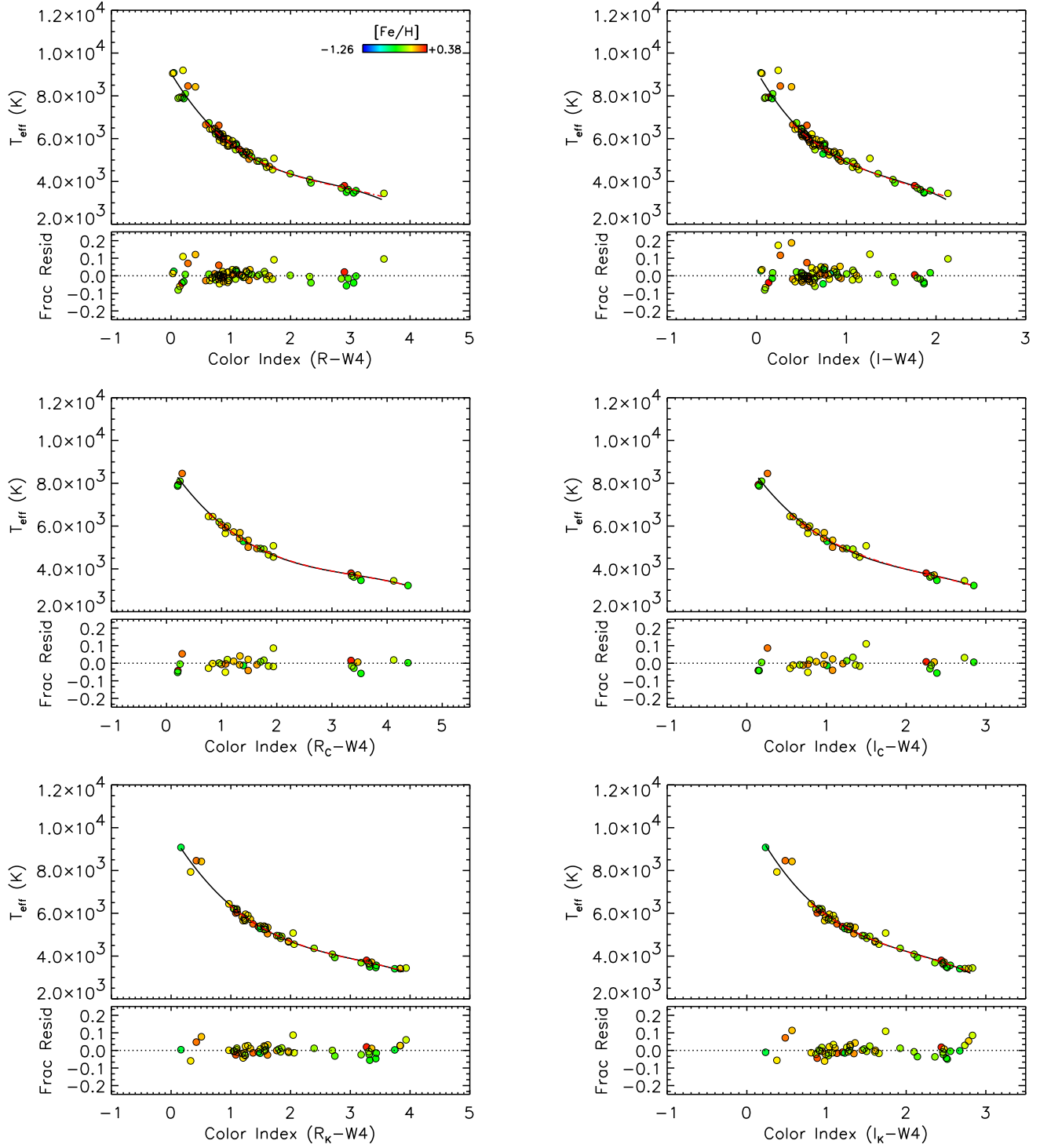


FIG. 18.— The solid black line represents the solution to the color-temperature relation (expressed as Equation 2 and reported in Table 8). The red dash-dot line represents the solution omitting the early-type stars (Section 3.1.1, Equation 2, Table 8). The color of the data point reflects the metallicity of the star, and temperature errors are not shown but typically are smaller than the data point. The bottom panel shows the fractional residual $(T_{\text{Obs.}} - T_{\text{Fit}})/T_{\text{Obs.}}$ to the 3^{rd} order polynomial fit, where the dotted line indicates zero deviation. See Section 3 and Section 3.1.1 for details.

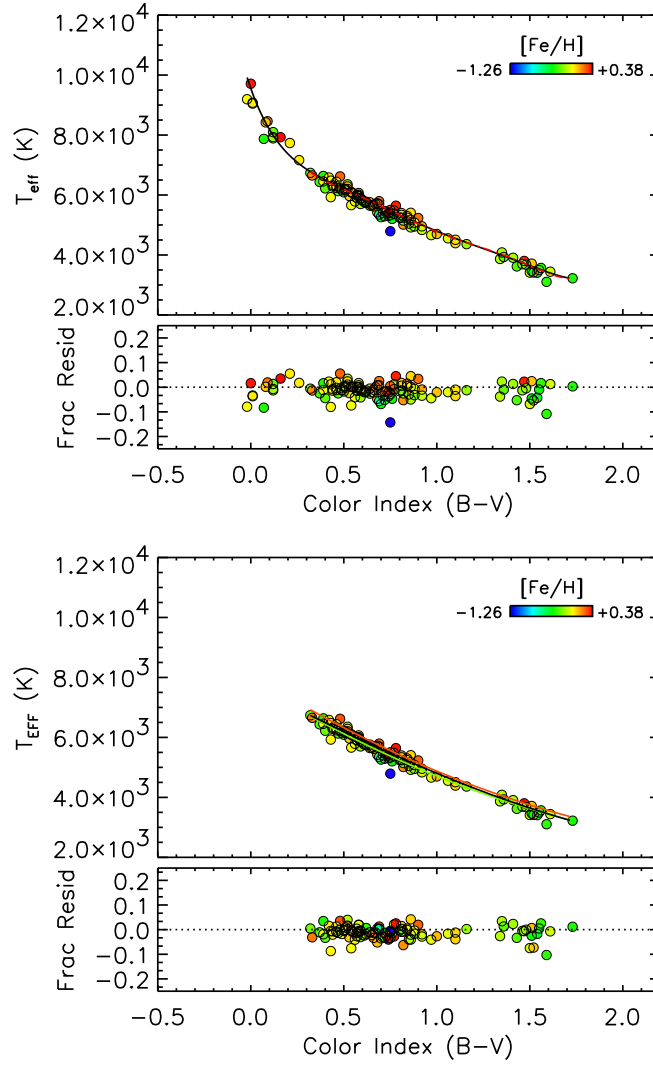


FIG. 19.— Alternate solutions for $(B - V)$ - temperature relations. The top plot shows the data, fit (solid black line), and fractional residuals to the 6th order polynomial function (Section 3.1.2, Equation 3), as well as the fit for the 3rd order function omitting the early-type stars (red dash-dot line). Note the difference in the residuals between $0.3 < (B - V) < 0.5$ for this solution and the ones for the 3rd order polynomial fit to the full AFGKM star sample shown in Figure 13. The bottom plot shows the solution for $(B - V)$ - metallicity - temperature relation (Equation 4) omitting early-type stars discussed in Section 3.1.2. Iso-metallicity lines of $[\text{Fe}/\text{H}] = -0.25, 0.0, +0.25$ are plotted in green, black, and red, respectively. Note that there are no artifacts in the residuals with respect to metallicity or specific ranges in color index with the solution displayed in the bottom plot.

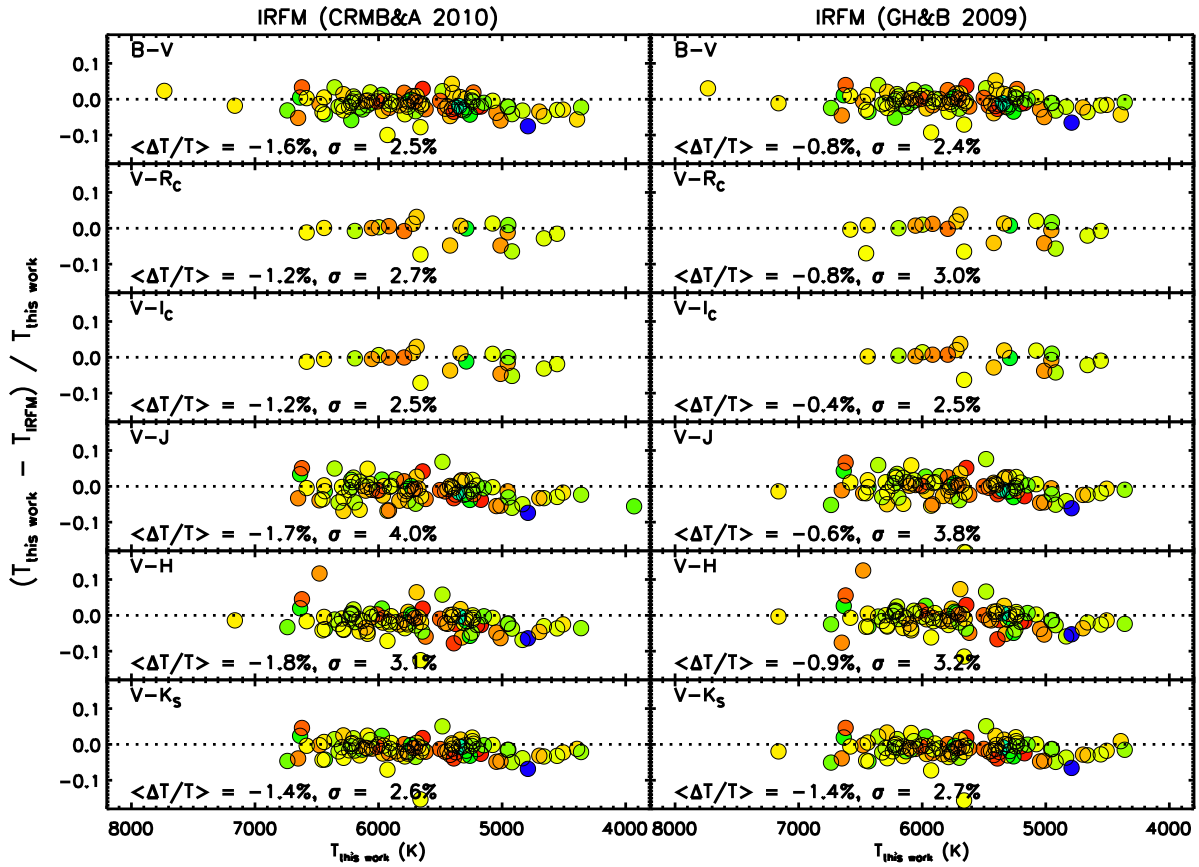


FIG. 20.— Fractional deviation in effective temperature for interferometrically determined temperatures ($T_{\text{this work}}$) compared to the effective temperatures derived using the polynomial relations in Casagrande et al. (2010) (*left*; CRMB&A 2010) and González Hernández & Bonifacio (2009) (*right*; GH&B 2009), established via the IRFM (T_{IRFM}). The top-left of each panel lists the color index used in the IRFM relation and bottom portion displays the average percentage deviation in temperature (calculated as $(T_{\text{this work}} - T_{\text{IRFM}})/T_{\text{this work}}$), and scatter of the data σ in percent. The dotted line indicates zero deviation, and the color of the data point reflects the metallicity of the star ranging from $[\text{Fe}/\text{H}] = -1.26$ to 0.38 (refer to previous figures for legend). See Section 3.1.4 for details.

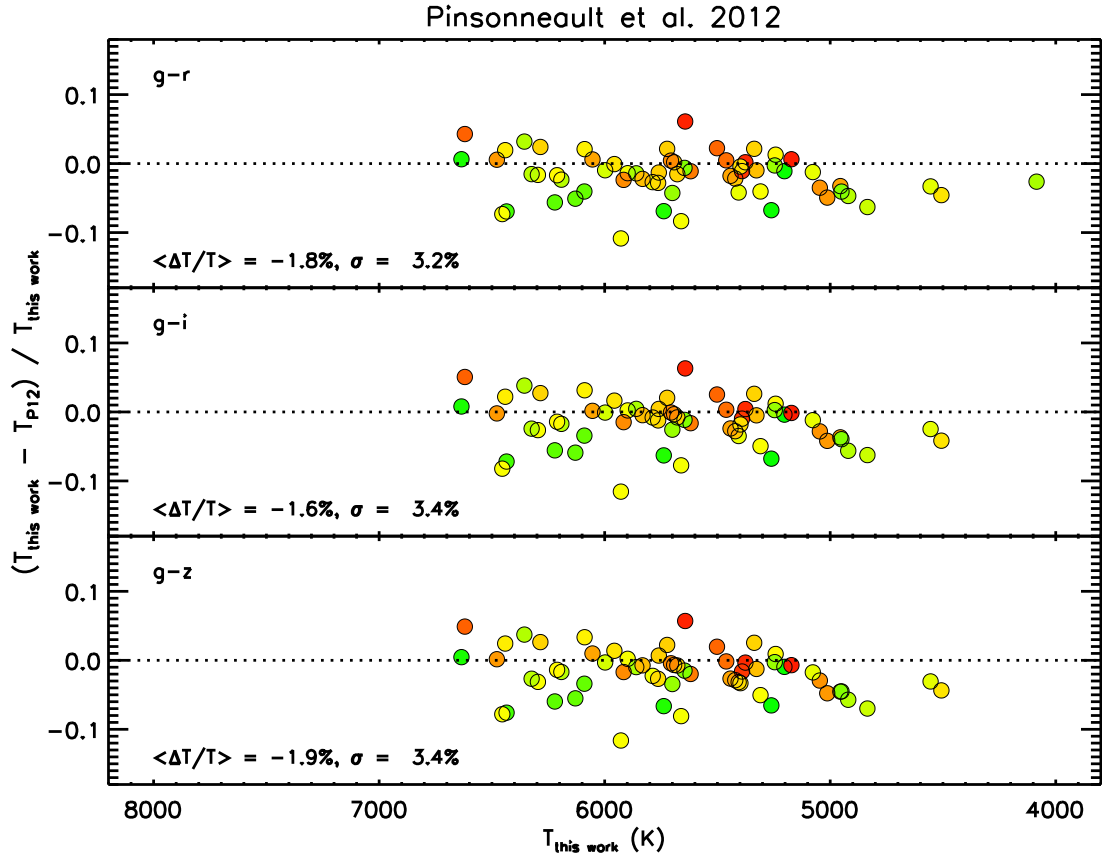


FIG. 21.— Fractional deviation in effective temperature for interferometrically determined temperatures ($T_{\text{this work}}$) compared to the effective temperatures derived using the polynomial relations in Pinsonneault et al. (2012) (P12). The top-left of each panel lists the color index used in the relation and bottom portion displays the average percentage deviation in temperature (calculated as $(T_{\text{this work}} - T_{\text{P12}})/T_{\text{this work}}$), and scatter of the data σ in percent. The dotted line indicates zero deviation, and the color of the data point reflects the metallicity of the star ranging from $[\text{Fe}/\text{H}] = -1.26$ to 0.38 (refer to previous figures for legend). See Section 3.1.4 for details.

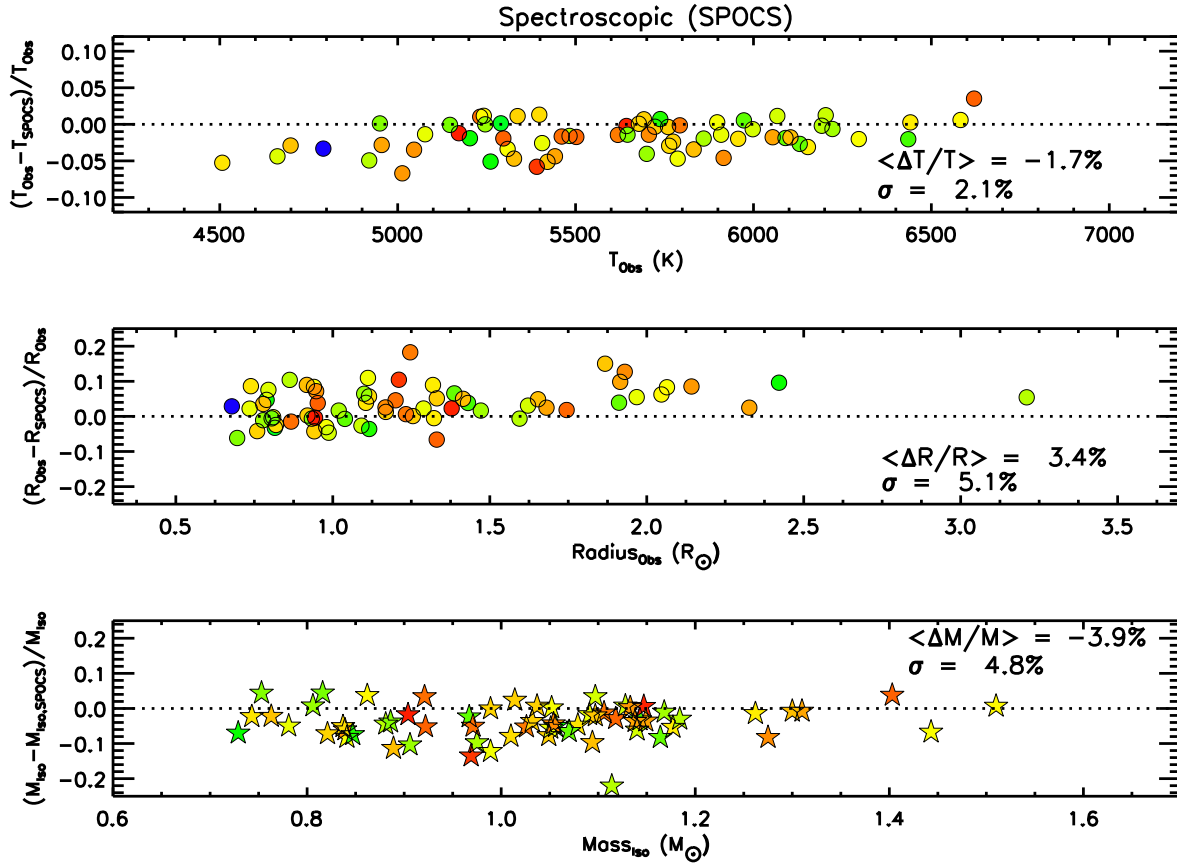


FIG. 22.— The top and middle panel show the fractional deviation in interferometrically determined effective temperatures and radii compared to the spectroscopic values in the SPOCS Catalog (Valenti & Fischer 2005). The bottom panel shows the fractional deviation of stellar masses derived in this work versus those derived in the SPOCS Catalog by interpolation within the Y^2 isochrones. We use different symbols for the points in the bottom panel to accentuate the fact that the origin masses for each are derived from model isochrones. Printed in the left-hand-side of each window are the average percentage deviation for each variable, and the scatter of the data σ in percent. The dotted line indicates zero deviation, and the color of the data point reflects the metallicity of the star ranging from $[\text{Fe}/\text{H}] = -1.26$ to 0.38 (refer to previous figures for legend). See Section 3.1.4 for details.