

Dilute ferromagnetic semiconductors: Physics and spintronic structures

Tomasz Dietl*

*Institute of Physics, Polish Academy of Sciences, al. Lotników 32/46, PL-02 668 Warszawa, Poland
Institute of Theoretical Physics, Faculty of Physics, University of Warsaw, ul. Hoża 69, PL-00 681 Warszawa, Poland and*

WPI-Advanced Institute for Materials Research (WPI-AIMR), Tohoku University, 2-1-1 Katahira, Aoba-ku, Sendai 980-8577, Japan

Hideo Ohno†

Laboratory for Nanoelectronics and Spintronics, Research Institute of Electrical Communication, Tohoku University, Katahira 2-1-1, Aoba-ku, Sendai, Miyagi 980-8577, Japan

WPI-Advanced Institute for Materials Research (WPI-AIMR), Tohoku University, 2-1-1 Katahira, Aoba-ku, Sendai 980-8577, Japan and

Center for Spintronics Integrated System, Tohoku University, 2-1-1 Katahira, Aoba-ku, Sendai 980-8577, Japan

(Dated: April 2, 2014)

This review compiles results of experimental and theoretical studies on thin films and quantum structures of semiconductors with randomly distributed Mn ions, which exhibit spintronic functionalities associated with collective ferromagnetic spin ordering. Properties of *p*-type Mn-containing III-V as well as II-VI, IV-VI, V₂-VI₃, I-II-V, and elemental group IV semiconductors are described paying particular attention to the most thoroughly investigated system (Ga,Mn)As that supports the hole-mediated ferromagnetic order up to 190 K for the net concentration of Mn spins below 10%. Multilayer structures showing efficient spin injection and spin-related magnetotransport properties as well as enabling magnetization manipulation by strain, light, electric fields, and spin currents are presented together with their impact on metal spintronics. The challenging interplay between magnetic and electronic properties in topologically trivial and non-trivial systems is described, emphasizing the entangled roles of disorder and correlation at the carrier localization boundary. Finally, the case of dilute magnetic insulators is considered, such as (Ga,Mn)N, where low temperature spin ordering is driven by short-ranged superexchange that is ferromagnetic for certain charge states of magnetic impurities.

PACS numbers: 75.50.Pp

Contents

I. Introduction	2	E. Current-induced domain wall motion	21
II. Growth and characterization	4	F. Magnetization manipulation by light	22
A. Growth methods and diagrams	4	G. Coherent control of magnetization precession	23
B. Importance of nanocharacterization	5	IV. Spin injection	23
C. Solubility limits and Mn distribution	6	V. Spintronic magnetoresistance structures	24
D. Formation of Mn dimers	7	A. Anisotropic magnetoresistance and Hall effects	24
E. Self-compensation – Mn interstitials and Mn complexes	7	B. Colossal magnetoresistance	24
F. Non-uniform carrier distribution	8	C. Coulomb blockade	25
G. Determination of carrier concentration	9	D. Giant and tunneling magnetoresistance devices	25
H. Determination of alloy composition	10	E. Double barrier structures	26
III. Control of ferromagnetism	11	F. Read-write devices	28
A. Changing of hole density by doping, co-doping, and post-growth processing	11	VI. Interlayer coupling, ferromagnetic proximity effect, and exchange bias	28
B. Controlling magnetic anisotropy by hole density and strain	15	A. Interlayer coupling	28
1. Magnetic anisotropy in films and nanostructures	15	B. Ferromagnetic proximity effect	28
2. Piezoelectric and elastic actuators	18	C. Exchange bias	28
C. Manipulation by an electric field	19	VII. Electronic states	28
D. Current-induced magnetization switching	20	A. Vonsovsky's model and Mott-Hubbard localization	28
		B. Mn localized magnetic moments	29
		1. Magnetic resonances	29
		2. High energy spectroscopy	30
		C. Anderson-Mott localization of carriers	30
		D. Where do holes reside in DFSs?	31
		1. Photoemission	31
		2. Hole effective mass in III-V DMSs	32
		E. Experimental studies of <i>p-d</i> exchange energy	33

*Electronic address: dietl@ifpan.edu.pl

†Electronic address: ohno@riec.tohoku.ac.jp

VIII. Superexchange	35
A. Antiferromagnetic superexchange	35
1. II-VI DMSs	35
2. (Ga,Mn)As and related compounds	36
3. Antiferromagnetic interactions in (Ga,Mn)N	36
B. Ferromagnetic superexchange	36
1. Double exchange <i>vs.</i> superexchange	36
2. Ferromagnetic superexchange in (Ga,Mn)N	37
IX. Theory of carrier mediated ferromagnetism	37
A. The mean-field <i>p-d</i> Zener model	38
1. The model	38
2. Theory of the Curie temperature	39
B. Theory of carrier-controlled Curie temperature in reduced dimensionality and topological insulator systems	40
C. Theory of magnetization and hole polarization	41
D. Theory of magnetic anisotropy and magneto-elasticity	41
E. Theory of micromagnetic parameters and spin wave dispersion	41
F. Limitations of the mean-field <i>p-d</i> Zener model	42
X. Comparison to experimental results	44
A. Curie temperature	44
1. Chemical trends in III-V DFSs	44
2. Curie temperatures in (Ga,Mn)As and related systems	44
3. Curie temperatures in II-VI DFSs	47
B. Interlayer coupling	47
C. Magnetization and specific heat	47
D. Magnetic anisotropy and magneto-elastic phenomena	49
E. Domain structure, exchange stiffness, and spin waves	51
F. Spintronic structures	52
1. Spin current polarization	52
2. Magnetic tunnel junctions	53
3. Domain wall resistance	53
XI. Summary and outlook	54
Acknowledgments	55
A. Micromagnetic theory	55
References	56

I. INTRODUCTION

It has been appreciated for a long time that materials systems combining the tunability of semiconductors with the spin contrast specific to ferromagnets offer a rich spectrum of outstanding properties which are attractive *per se* as well as open prospects for an entirely new set of functionalities. From the materials physics perspective there appear three main roads bridging semiconductors and ferromagnets. The first of them is to use hybrid structures consisting of ferromagnetic metals and semiconductors or oxide semiconductors (Žutić *et al.*, 2004). Here, as an example of commercially relevant development, one can quote the trilayer structure FeCoB/MgO/FeCoB. In this magnetic tunnel junction, owing to specific symmetry mismatch of wave functions at high quality interfaces, the tunneling resistance increases more than sevenfold at room temperature when

magnetization of two ferromagnetic layers becomes antiparallel (Ikeda *et al.*, 2008). The second possible strategy is to turn ferrimagnetic oxides, such as (Zn,Ni)Fe₂O₄ showing spontaneous magnetization up 800 K, into good semiconductors by mastering carrier doping and interfacing of these compounds with main stream semiconductors and metals. The third road is to develop semiconductors supporting spontaneous spin polarization, preferably, up to above the room temperature.

This review focuses on epitaxially grown Mn-containing III-V but also II-VI, IV-VI, V₂-VI₃, I-II-V, and elemental group IV semiconductors, in which *randomly* distributed spins of Mn ions show collective ferromagnetic ordering. While the list of the dilute ferromagnetic semiconductors studied so-far is long, certainly the most extensively investigated compound is (Ga,Mn)As (Ohno *et al.*, 1996) and, accordingly, a large part of this review is devoted to this system. It has been demonstrated over the last decade or so that owing to previously unavailable combination of quantum structures and ferromagnetism in semiconductors, the engineered structures of these systems show a variety of new physical phenomena and functionalities. In fact, a series of accomplishments in this field accounts, to a large extent, for spreading of spintronic research over virtually all materials families.

At the same time, however, over the course of several years the studies of semiconductors showing ferromagnetic features have emerged as one of the most controversial fields of today's condensed matter physics and materials science. It becomes increasingly clear that there are four principal reasons for this state of the matter:

- Challenging the natural assumption [fulfilled in, *e. g.*, Mn-based II-VI dilute magnetic semiconductors (DMSs)] that the transition metal (TM) impurities substitute randomly distributed cation sites, it appears that depending on epitaxy conditions, co-doping with shallow dopants, and post-growth processing, the magnetic ions can assume interstitial positions and/or aggregate, also with other defect centers, which affects crucially magnetic properties.
- A number of growth and processing methods exposes the studied samples to contamination by magnetic nanoparticles and whenever they reside (in the film or substrate volume, at the surface or interface) can determine the magnetic response of the system, particularly in the thin film form.
- These materials, including (Ga,Mn)As, show simultaneously intricate properties of mismatch semiconductors alloys [such as Ga(As,N)] and of doped semiconductors on the localization verge (such as GaAs:Si). The controversies here echo much dispute, and by some regarded as still unsettled questions, of whether in the relevant range of concentrations the impurity levels (derived from N or Si in

the above two examples) are dissolved in the band continuum or form resonant or band gap states, respectively.

- Considerable effort has been devoted to describe DMSs from first principles (*ab initio*), employing various implementations of the density-functional theory (DFT), particularly involving the local spin-density approximation (LSDA) and its variants. It becomes increasingly clear that inaccuracies of this approach, such as the placement of d levels too high in energy and the underestimation of the band gap, have twisted the field, for instance, by indicating that the double exchange dominates in (In,Mn)As and that ferromagnetism exists in intrinsic (Zn,Co)O.

As emphasized in this review, the present understanding of the field and, in particular, the progress in resolving the above controversial issues as well as a successful modeling of spintronic functionalities are built on two experimental and two conceptual pillars:

- advanced nanoscale characterization allowing to assess the location and distribution of magnetic ions, dopants, defects, and carriers;
- comprehensive spectroscopic data providing information on the position of levels introduced by TM ions, their spin and charge states, as well as the coupling to band and/or local states;
- careful consideration of host band structure, taking into account thoroughly interband and spin-orbit couplings, confinement effects, as well as the presence of surface and edge states in topologically non-trivial cases;
- realization that the realm of quantum (Anderson-Mott) localization underlines transport and optical phenomena in carrier-controlled ferromagnetic DMSs.

According to the accumulated insight, most of magnetically doped semiconductors and semiconductor oxides, which exhibit ferromagnetic features can be grouped into two main classes:

1. Uniform DMSs, in which ferromagnetic behavior originates from *randomly* distributed TM cations. In most cases [the flagship example being (Ga,Mn)As] the spin-spin interactions are mediated by a high density p of delocalized or weakly localized holes. The confirmed magnitude of the Curie temperature T_C approaches 190 K in $\text{Ga}_{1-x}\text{Mn}_x\text{As}$ (Olejník *et al.*, 2008; Wang *et al.*, 2008b) and $\text{Ge}_{1-x}\text{Mn}_x\text{Te}$ (Fukuma *et al.*, 2008; Hassan *et al.*, 2011) with saturation magnetization (in moderate fields, $\mu_0 H \lesssim 5$ T) corresponding to less than 10% of Mn cations. In the absence of itinerant carriers other coupling mechanisms, such as ferromagnetic

superexchange in (Ga,Mn)N (Bonanni *et al.*, 2011; Sawicki *et al.*, 2012), can account for ferromagnetic spin ordering. Since with no carriers the coupling is short ranged, the T_C values reach only about 13 K at $x \approx 10\%$ in $\text{Ga}_{1-x}\text{Mn}_x\text{N}$ (Stefanowicz *et al.*, 2013).

2. Heterogenous DMSs, specified by a highly non-random distribution of magnetic elements. Here, ferromagnetic-like properties persisting typically to above room temperature are determined by nanoregions with high concentrations of magnetic cations, brought about by chemical or crystallographic phase separation (Bonanni and Dietl, 2010). To this family belong also numerous materials systems, in which ferromagnetic-like properties – persisting up to high temperatures – appear related rather to defects than to the presence of TM-rich regions (Coe *et al.*, 2008).

The studies of the compounds belonging to the first class is undoubtedly the most mature. On the one hand, significant advances in epitaxy and post-growth processing allowed one to develop a class of ferromagnetic semiconductors, primarily (Ga,Mn)As, showing textbook thermodynamic and micromagnetic characteristics, despite inherent alloy disorder and a relatively small concentration of the magnetic constituent. More importantly, the progress in controlling and understanding of these materials has provided a basis for demonstrating novel methods enabling magnetization manipulation and switching as well as spin injection, sensing of the magnetic field, and controlling of the electric current by magnetization direction, the accomplishments having now a considerable impact on the metal spintronics (Ohno, 2010). At the same time, over the course of the years, ferromagnetic DMSs, particularly their magnetic phase diagrams $T_C(x, p)$ and micromagnetic properties, have become a test bench for various theoretical and computational methods of materials science.

In contrast, the control, understanding, and functionalization of the second class of materials systems is in its infancy. However, one may expect a number of developments in the years to come as the availability of materials systems with modulated semiconductor and metallic ferromagnetic properties at the nano-scale, which persist up to above the room temperature, opens new horizons for basic and applied research.

Our aim here is to survey various properties of *uniform Mn-based ferromagnetic DMSs*, which we refer to as dilute ferromagnetic semiconductors (DFSS). As seen in the Table of Contents, the main body of the present review consists of three major parts.

First we discuss epitaxial growth and nanocharacterization of DFSS (Sec. II). We put a particular emphasis on the question of the position and spatial distribution of magnetic ions, which is essential in understanding pertinent properties of any DMSs. We also touch upon the issue of a non-uniform carrier distribution.

In the second part (Secs. III-VI), we present various outstanding spintronic capabilities of DFSs and their quantum structures with nonmagnetic semiconductors. In particular, we describe how hole-mediated ferromagnetism allows for magnetization manipulation and switching not only by doping or co-doping but also by strain, electric field, and light (Sec. III). Next the suitability of these systems for spin injection to non-magnetic semiconductors is discussed (Sec. IV). We also show that in addition to properties specific to semiconductor quantum structures, these materials exhibit functionalities presently or previously discovered in magnetic multilayers, including magnetization switching by an electric current and various magnetotransport phenomena (Sec. V) as well as inter-layer coupling, exchange bias, and ferromagnetic proximity effect (Sec. VI).

Finally, in the third part (Secs. VII-X), we present results on quantitative theoretical studies of thermodynamic, micromagnetic, and spintronic properties of DFSs. We start this part by describing the present understanding of the electronic structure of these systems and exchange coupling between localized spins and itinerant carriers (Sec. VII). Equipped with this information, we present theoretical models of superexchange (Sec. VIII) and carrier-mediated ferromagnetism in DFSs (Sec. IX). Exploiting detailed information on the band structure effects, spin-orbit coupling, and p - d hybridization provided by extensive spectroscopic studies on relevant DMSs, these models allow for a computationally efficient interpretation of experimental findings with no adjustable parameters (Sec. X). Along with emphasizing success of this experimentally constrained approach to the understanding of basic properties and spintronic capabilities of DFSs, we indicate unsettled issues awaiting further experimental and theoretical investigations.

We conclude our review by discussing possible future directions in basic and applied studies of magnetically doped semiconductors (Sec. XI).

In this review, we purposively refrain from describing a historical perspective, intermediate or disproved/unconfirmed developments, and a variety of qualitative considerations that have been put forward but not yet shaped into the form allowing for a quantitative verification *vis-à-vis* experimental results with no adjustable parameters. We refer readers interested in a survey of various models proposed over the course of the years to explain the nature of electronic states and ferromagnetism in these systems to review articles on the theory of DFSs from the perspective of model Hamiltonians (Jungwirth *et al.*, 2006a) and *ab initio* approaches (Sato *et al.*, 2010; Zunger *et al.*, 2010). A short paper presenting the topic in a condensed and tutorial way as well as explaining origins of various exchange mechanisms is also available (Bonanni and Dietl, 2010). Earlier book chapters review thoroughly the pioneering works on II-VI (Dietl, 1994; Furdyna and Kossut, 1988) and III-V (Matsukura *et al.*, 2002) DMSs. Two other surveys present successes and limitations of Drude-Boltzmann type models

in describing abundant experimental results on transport (Jungwirth *et al.*, 2008) and optical (Burch *et al.*, 2008) phenomena in (Ga,Mn)As and related systems. Accordingly, we only briefly discuss these phenomena here, also realizing that there are not yet theoretical frameworks allowing for the quantitative description of absolute values of dc or ac conductivity tensor components in the regime of quantum localization, even in the absence of p - d coupling (Belitz and Kirkpatrick, 1994; Lee and Ramakrishnan, 1985).

II. GROWTH AND CHARACTERIZATION

A. Growth methods and diagrams

Some of DFSs can be grown by the thermal equilibrium Bridgman method, a primal example being IV-VI alloys, particularly p -Pb $_{1-x-y}$ Sn $_y$ Mn $_x$ Te (Eggenkamp *et al.*, 1995; Story *et al.*, 1986), in which cation vacancies supplied a large concentration of holes mediating ferromagnetic coupling between Mn spins. The same growth technique delivered ferromagnetic Zn $_{1-x}$ Mn $_x$ Te:P (Kępa *et al.*, 2003), in which P acceptors provided holes after appropriate annealing. Interestingly, the Bridgman method was successfully used to obtain rhombohedral Bi $_{2-x}$ Mn $_x$ Te $_3$, a ferromagnetic topological insulator, in which Mn ions that introduced both spins and holes, were found to be randomly distributed up to at least $x = 0.09$ (Hor *et al.*, 2010). At the same time, solid state reaction was employed to synthesize polycrystalline p -Ge $_{1-x}$ Mn $_x$ Te (Cochrane *et al.*, 1974) up to $x = 0.5$ and p -Li(Zn $_{1-x}$ Mn $_x$)As up to $x = 0.15$ (Deng *et al.*, 2011), in which holes originated presumably from cation vacancies and Li substituting Zn, respectively.

However, rapid progress in the search for ferromagnetic DMSs stems, to a large extent, from the development of methods enabling material synthesis far from thermal equilibrium, primarily by molecular beam epitaxy (MBE) (Ohno, 1998), but also by pulsed-laser deposition (PLD) (Fukumura *et al.*, 2005), metalorganic vapor phase epitaxy (MOVPE) (Bonanni, 2007), atomic layer deposition (ALD) (Łukasiewicz *et al.*, 2012), sputtering (Fukumura *et al.*, 2005), ion implantation (Pearson *et al.*, 2003), and pulsed-laser melting of implanted layers (Scarpulla *et al.*, 2008; Zhou *et al.*, 2012). These methods have a potential to provide high-quality DMS films with a concentration of the magnetic constituent beyond the solubility limits at thermal equilibrium. Moreover, the use of these methods offers unprecedented opportunity for considering physical phenomena and device concepts for previously unavailable combination of quantum structures and ferromagnetism in semiconductors.

Figure 1 outlines the growth phase diagram of (Ga,Mn)As (Matsukura *et al.*, 2002; Ohno, 1998; Van Esch *et al.*, 1997), which appears to be generic to a wide class of DMSs. Because of low solubility of TM impurities, typically a fraction of a percent, and the asso-

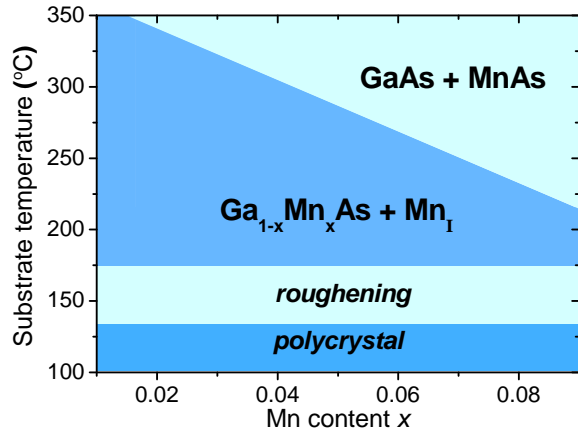


FIG. 1 (Color online) Schematic diagram of the temperature window for growth of dilute magnetic semiconductor $\text{Ga}_{1-x}\text{Mn}_x\text{As}$ by low temperature molecular beam epitaxy. With the increase of the Mn content x the window shrinks and the concentration of Mn interstitials Mn_I increases. The magnitude of biaxial strain is determined by the substrate lattice constant even beyond the critical thickness for the formation of misfit dislocations. Adapted from Matsukura *et al.*, 2002.

ciated tendency of TM cations to aggregate, the growth at high temperatures results in a nanocomposite system consisting of a TM-rich compound in a form of nanocrystals embedded in a TM-poor semiconductor matrix. This crystallographic phase separation can deteriorate crystal quality and surface morphology, as evidenced for the case of $(\text{Ga},\text{Mn})\text{Sb}$ (Abe *et al.*, 2000). Furthermore, it was shown that MnAs nanocrystals on the surface of GaAs serve as seeds nucleating growth of GaAs nanowires (Sadowski *et al.*, 2007).

The lowering of the substrate temperature to the 200–300°C range (Boeck *et al.*, 1996; Munekata *et al.*, 1989; Ohno *et al.*, 1992, 1996; Van Esch *et al.*, 1997) makes it possible to surpass the thermal equilibrium solubility limit and, at the same time, to maintain the two-dimensional coherent growth, as witnessed by the smoothness of the surface and the persistence of electron diffraction stripes over the entire process of the film deposition. The use of a cracker effusion cell for the anion source (Campion *et al.*, 2003) as well as a careful adjustment of the ratio between cation and anion fluxes (Myers *et al.*, 2006) allows one to minimize the concentration of point defects, such as As-antisite donors, which tend to form during low temperature MBE.

Importantly, owing to low deposition temperatures, strain associated with lattice mismatch to the substrate remains unrelaxed even for film thicknesses exceeding critical values for the formation of misfit dislocations under thermal equilibrium conditions. A uniformly strained $(\text{Ga},\text{Mn})\text{As}$ film with the thickness of $6.8\mu\text{m}$ was obtained employing (001) GaAs substrate for which lattice mismatch was $\Delta a/a \approx 0.4\%$ (Welp *et al.*, 2004). The use of

substrates with various lattice parameters and crystallographic orientations allows one to fabricate DFS films with tailored magnetic anisotropy characteristics (see, Sec. III.B).

Additionally, the low-temperature (LT) epitaxy process makes it possible to increase substantially the electrical activity of shallow impurities. For instance, by assisting MBE growth with nitrogen plasma, it was possible to introduce a sizable concentration of holes indispensable to mediate ferromagnetic coupling between Mn spins in $(\text{Zn},\text{Mn})\text{Te}$ (Ferrand *et al.*, 2000, 2001) and $(\text{Be},\text{Mn})\text{Te}$ (Hansen *et al.*, 2001; Sawicki *et al.*, 2002). Another relevant approach is to employ the concept of modulation doping, successfully applied in $(\text{Cd},\text{Mn})\text{Te}/(\text{Cd},\text{Mg},\text{Zn})\text{Te}:\text{N}$ (Boukari *et al.*, 2002; Hauray *et al.*, 1997), and also examined in the case of $(\text{Ga},\text{Mn})\text{As}/(\text{Al},\text{Ga})\text{As}:\text{Be}$ (Wojtowicz *et al.*, 2003a).

In addition to III-V and II-VI DFSs, the MBE method has been employed for deposition of (Ge,Mn) (Park *et al.*, 2002) and $(\text{Ge},\text{Mn})\text{Te}$ (Fukuma *et al.*, 2008; Hassan *et al.*, 2011; Knoff *et al.*, 2009; Lim *et al.*, 2011).

B. Importance of nanocharacterization

As already mentioned in Introduction, the rich materials physics of ferromagnetic DMSs stems to a large extent from non-anticipated forms of distributions and lattice positions assumed by magnetic ions, defects, and carriers in these systems as well as from their sensitivity to contamination by ferromagnetic nanoparticles (Grace *et al.*, 2009). Importantly, rather than being specific to a given DMS, these striking properties depend sensitively on the employed substrate, growth conditions, co-doping, and post-growth processing. Four issues, relevant to DFSs, can be called into attention here.

1. Attractive interactions between magnetic impurities and their limited solubility can result in the highly non-random distribution of TM atoms over cation sites (*chemical phase separation*) or in TM precipitation in the form of compounds or elemental inclusions (*crystallographic phase separation*). Typically, the TM-rich nanocrystals formed in these ways dominate the magnetic response of the system. They are either randomly distributed over the film volume or tend to accumulate near the surface or interface. Atom diffusion on the growth surface is typically faster than in the bulk, which facilitates aggregation of magnetic cations to the form of TM-rich nanocrystals during the epitaxy.
2. Even if nanocrystals are not assembled, the attractive force between TM cations can enhance the concentration of *nearest neighbor cation-substitutional TM dimers*. Moreover, since on the surface (comparing to bulk) certain crystal directions are not equivalent, the dimers—if stable during the entire

growth process—can assume a directional distribution that lowers alloy symmetry and, hence, modify magnetic anisotropy.

3. The upper limit of achievable carrier density in a given host is usually determined by the mechanism of *self-compensation*. In the case of hole doping the effect consists of the appearance of compensating donor-like point defects once the Fermi level reaches an appropriately low energy in the valence band. These defects not only remove carriers from the Fermi level but can form with TM ions *defect complexes* characterized by non-standard magnetic properties. In fact, TM ions can form complexes also with other defects or impurities.
4. Even for a perfectly random distribution of magnetic ions and carrier dopants, due to the relevance of quantum localization effects, there appear significant nano-scale spatial fluctuations in the hole density. Because of the relationship between carriers and magnetism, the value of magnetization ceases to be spatially uniform. Another source of inhomogeneity are space charge layers often forming at the surface or interface.

These outstanding properties of DMSs can be addressed by ever improving nanocharacterization tools involving synchrotron, electron microscopy, ion beam, and scanning probe methods. Some of experimental techniques relevant to DMSs have recently been reviewed (Bonanni, 2011). This collection contains also useful information about the methodology of magnetic measurements on thin DMS films.

Next the above issues are described in some details paying particular attention to the data obtained for (Ga,Mn)As. Enlisted are also methods allowing to determine the concentration of holes and Mn ions if their distribution is, at least approximately, random.

C. Solubility limits and Mn distribution

It is well known that the phase diagrams of a number of alloys exhibit a solubility gap in a certain concentration range. Particularly low is the solubility of TM impurities in semiconductors, so that low-temperature epitaxy or ion implantation have to be employed to introduce a sizable amount of the magnetic constituent. An exception here is a large solubility of Mn in II-VI compounds, where Mn atoms remain distributed randomly over the substitutional cation sites up to concentrations often exceeding 50% (Furdyna and Kossut, 1988; Pajączkowska, 1978), even if the alloy is grown close to thermal equilibrium, as in the case of, *e.g.*, the Bridgman method.

The large solubility of Mn in II-VI compounds can be associated to the truly divalent character of Mn whose d states little perturb the sp^3 tetrahedral bonds as both the lower d^5 (donor) and the upper d^6 (acceptor) Hubbard

levels are respectively well below and above the band edges (Dietl, 1981, 2002; Zunger, 1986). This qualitative picture is supported by first principles computations, showing a virtual absence of an energy change associated with bringing two Zn-substitutional Mn atoms to the nearest neighbor cation sites in (Zn,Mn)Te, $E_d = 21$ meV (Kuroda *et al.*, 2007).

According to the pioneering *ab initio* work (van Schilfgaarde and Mryasov, 2001) and to the subsequent developments (Da Silva *et al.*, 2008; Kuroda *et al.*, 2007; Sato *et al.*, 2005; Ye and Freeman, 2006), a strong tendency to form non-random alloys occurs in the case of DMSs in which TM-induced states are close to the Fermi energy and thus contribute significantly, *via* the p - d hybridization, to the bonding as well as can supply or trap carriers. For instance, the pairing energy of two Ga-substitutional Mn atoms is computed to be $E_d = -120$ meV in GaAs and -300 meV in GaN (van Schilfgaarde and Mryasov, 2001).

However, as already mentioned in Sec. II.A, a sufficiently low magnitude of substrate temperature prevents the formation of hexagonal MnAs or zinc-blende Mn-rich (Mn,Ga)As nanocrystals in (Ga,Mn)As grown by MBE. Indeed, according to the newly developed three dimensional atom probe technique (3DAP) that allows one to obtain 3D maps of elements' distribution with a 1 nm resolution, the Mn distribution is uniformed along the growth direction and in-plane, without any evidence for Mn aggregation in the sample volume or Mn segregation at the interface, as shown in Figs. 2 and 3. However, within the attained resolution, the presence of short range correlations, that is a formation of dimers or trimers, cannot be confirmed or ruled out. It is unclear at present to what extent this new method provides accurate information on the absolute values of the particular element concentration. The present data, as they stand, suggest a surplus of As and Mn in the studied slices.

The absence of Mn aggregation in (Ga,Mn)As obtained by low temperature MBE was confirmed by cross-sectional scanning tunneling tomography (Richardella *et al.*, 2010).

In the case of wurtzite (wz) (Ga,Mn)N grown by MOVPE (Bonanni *et al.*, 2011) and MBE (Kunert *et al.*, 2012) a range of nanocharacterization methods indicate the absence of Mn aggregation in films grown under carefully adjusted conditions. A remarkable difference between (Ga,Mn)N and (Ga,Fe)N [in which the same methods reveal the formation of Fe-rich nanocrystals (Bonanni *et al.*, 2008; Navarro-Quezada *et al.*, 2011)] was explained by LSDA *ab initio* studies in terms of the repulsive ($E_d = 170$ meV) and attractive ($E_d = -120$ meV) interactions between the nearest neighbor cations pairs of Mn and Fe, respectively, on the growth surface (0001) of wz-GaN (Gonzalez Szewacki *et al.*, 2011).

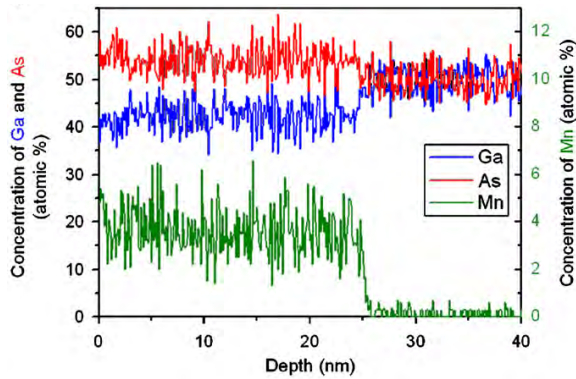


FIG. 2 (Color online) Composition profile along the growth direction obtained with a 0.1 nm step for a $10 \times 10 \text{ nm}^2$ slice of (Ga,Mn)As grown by LT-MBE on a GaAs substrate. A uniform Mn distribution (lowest curve, right scale) with no accumulation at the interface is documented for the (Ga,Mn)As layer. The data suggest an As surplus (uppermost curve). From Kodzuka *et al.*, 2009.

D. Formation of Mn dimers

Figure 4 presents the nearest neighbor Mn dimers residing on GaAs (001) surface along two crystallographic directions. As seen, in the $[\bar{1}10]$ case the two Mn ions are connected by the same As atom, whereas there is no such As atom for the dimer along the $[110]$ axis, implying that these two directions are not equivalent on the surface, in contrast to bulk dimers, for which there is an As bridge for these two cases – one below, one above the dimer plane. Furthermore, since the Mn-Mn interaction discussed in the previous subsection is brought about by p - d hybridization, one may expect much stronger attractive force for the $[\bar{1}10]$ pair comparing to the $[110]$ case. Indeed, *ab initio* computations show that the corresponding difference in E_d is as large as 1.0 eV (Birowska *et al.*, 2012), much higher than growth temperature. Thus, if barriers for Mn diffusion along the surface are sufficiently small, a non-volatile asymmetry in the pair distribution will set in in the whole film during the epitaxy. A group theory analysis demonstrated that the corresponding lowering of symmetry leads to the appearance of two additional terms in the kp Hamiltonian, which are of the form of effective biaxial and shear strains, ϵ_{xx} and ϵ_{xy} , respectively (Birowska *et al.*, 2012).

The asymmetry in the dimer distribution invoked by the above model has not yet been directly confirmed by any nanocharacterization method. However, it was suggested (Birowska *et al.*, 2012) that strain associated with the formation of dimers along the $[\bar{1}10]$ direction can trigger stacking faults propagating in the (111) and $(\bar{1}\bar{1}\bar{1})$ planes, as observed in (Ga,Mn)As by high resolution electron transmission microscopy (Kong *et al.*, 2005) and synchrotron x-ray diffraction (Kopecký *et al.*, 2011).

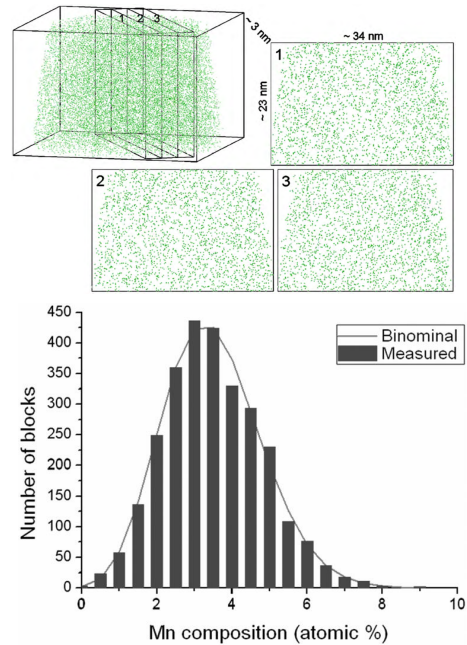


FIG. 3 (Color online) Mn distribution in 3 nm thick slices of $\text{Ga}_{1-x}\text{Mn}_x\text{As}$, grown by low temperature epitaxy, determined by the three dimensional atom probe technique (3DAP) (upper panel). Frequency distribution of the Mn compositions in 200 slices, compared to the binomial distribution expected for a random alloy with $x = 7.2\%$ shown by the solid line. The Mn composition determined from the lattice constant (XRD) is $x = 3.7\%$ for this film. From Kodzuka *et al.*, 2009.

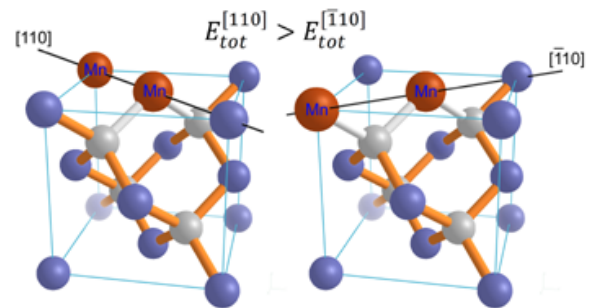


FIG. 4 (Color online) Mn dimers on the (001) GaAs surface, if residing along the $[110]$ direction, are not bridged by an As atom (a). Such a bonding exists for $[\bar{1}10]$ dimers (b), resulting in the lower energy.

E. Self-compensation – Mn interstitials and Mn complexes

In many cases TM impurities rather than residing in the substitution sites, prefer to occupy interstitial positions, the case of TM-doped Si (Zunger, 1986), but also of Mn in GaAs, as suggested theoretically (Mašek and Máca, 2001) and found experimentally (Yu *et al.*, 2002). According to combined Rutherford backscattering (RBS) and particle-induced x-ray emission (PIXE)

measurements (Yu *et al.*, 2002), as-grown (Ga,Mn)As contains a significant portion of Mn occupying interstitial positions, Mn_I , the defect found also in (In,Mn)Sb (Wojtowicz *et al.*, 2003a) and (Al,Ga,Mn)As (Rushforth *et al.*, 2008). The presence of Mn_I in (Ga,Mn)As was confirmed by extended x-ray absorption fine structure (EXAFS) spectroscopy (Bacewicz *et al.*, 2005; d'Acapito *et al.*, 2006) and transmission electron microscopy (TEM) (Glas *et al.*, 2004). The interstitials appear to enlarge the (Ga,Mn)As lattice constant, according to x-ray diffraction (Mack *et al.*, 2008; Potashnik *et al.*, 2001; Sadowski and Domagala, 2004) and theoretical studies (Mašek *et al.*, 2003).

Whilst the Mn impurity in the cation-substitutional site acts as a single acceptors in III-V compounds, it becomes a double donor in the interstitial position of the GaAs lattice (Mašek and Máca, 2001; Yu *et al.*, 2002). Since the formation of holes in the valence band, *i. e.*, in the bonding states increases the system energy, the formation of hole compensating defects is energetically favored. In line with this self-compensation scenario, the relative concentration of Mn interstitial, x_I/x increases with the total Mn content x , leading to a corresponding decrease of the hole concentration, $p = (x - 3x_I)N_0$, where N_0 is the total cation concentration (Wang *et al.*, 2004; Yu *et al.*, 2002). Other compensating donor impurities or defects, such as As antisites often present in GaAs and related systems deposited at low temperatures (Sec. II.A), lowers the value of p further on,

$$p = N_0(x - 3x_I) - zN_D, \quad (1)$$

where $z = 1$ and $z = 2$ for the single and double donors, respectively, of the concentration N_D . This formula indicates that it may not be possible to determine the hole concentration knowing only Mn concentrations (x and x_I).

It appears natural to assume that mobile positively charged interstitials will occupy a void position next to the negatively charged Mn_{Ga} acceptors, as shown in Fig. 5. However, this conclusion appears in variance with the TEM studies indicating that Mn_I occupies preferably a tetrahedral position with As as the nearest neighbors (Glas *et al.*, 2004). Also EXAFS spectroscopy (d'Acapito *et al.*, 2006) has not yet provided evidences for the formation of Mn_I - Mn_{Ga} dimers. On the other hand, the observation by x-ray magnetic circular dichroism (XMCD) of some non-ferromagnetic Mn inside (Ga,Mn)As films has been assigned to such dimers (Kronast *et al.*, 2006). This issue, as well as the strength of exchange couplings between band holes and Mn_I in various positions, have not yet been settled theoretically (Blinowski and Kacman, 2003; Mašek *et al.*, 2003) and experimentally. At the same time, a strong antiferromagnetic interaction is expected for Mn_I - Mn_{Ga} dimers (Blinowski and Kacman, 2003; Mašek *et al.*, 2003). The corresponding formation of spin singlets, not coupled to holes by an exchange interaction, could explain a reduction in the concentration

of Mn spins,

$$x_{\text{eff}} = x - 2x_I, \quad (2)$$

contributing to ferromagnetic order in as-grown (Ga,Mn)As (Chiba *et al.*, 2008b; Edmonds *et al.*, 2005; Potashnik *et al.*, 2002; Stefanowicz *et al.*, 2010a; Wang *et al.*, 2004). We note that, as discussed in Secs. III.A and VIII.A, antiferromagnetic superexchange between *substitutional* Mn ions can reduce x_{eff} and T_C further on.

F. Non-uniform carrier distribution

A spontaneous formation of a spatially non-uniform (modulated) carrier and magnetization distribution has been persistently suggested theoretically in the context of magnetic semiconductors (Nagaev, 1993) and considered also for DFSs (Timm, 2006).

If magnetic ordering is mediated by carriers, spatially inhomogeneous magnetization can result from a non-uniform distribution of carrier density. One origin of such inhomogeneity is the formation of space charge layers at the interfaces or surfaces of DFSs, the effect examined quantitatively in gated metal-insulator-semiconductor structures of (Ga,Mn)As (Nishitani *et al.*, 2010; Sawicki *et al.*, 2010). It was also argued (Proselkov *et al.*, 2012) that Coulomb repulsion between surface and interstitial donors produces a gradient in the concentration of Mn_I and, thus, in the hole density and T_C , as seen in neutron (Kirby *et al.*, 2006) and magnetization (Proselkov *et al.*, 2012) studies.

Furthermore, according to the physics of disorder-driven quantum localization in doped semiconductors (Altshuler and Aronov, 1985; Lee and Ramakrishnan, 1985), density of electronic states at the Fermi level ρ_F does not exhibit any critical behavior in the vicinity of the Anderson-Mott transition. In contrast to ρ_F , the local density of states (LDOS) shows critical fluctuations in the vicinity of the transition, as recently visualized by scanning tunneling spectroscopy in (Ga,Mn)As (Richardella *et al.*, 2010). These fluctuations lead to a nanoscale electronic phase separation into regions with differing hole concentrations, the effect explaining (Dietl, 2008b) a surprising appearance of Coulomb blockade peaks in the conductance of gated nanoconstrictions (Schlapps *et al.*, 2009; Wunderlich *et al.*, 2006).

The electronic phase separation is expected to be enhanced by competing long-range ferromagnetic and short-range antiferromagnetic interactions (Dagotto *et al.*, 2001), particularly in the instances when carrier density is relatively low, as in II-VI and compensated III-V DFSs. These phenomena give rise to the coexistence of ferromagnetic with paramagnetic or superparamagnetic regions, even if the distribution of magnetic ions is perfectly uniform. Such a co-existence was seen in XMCD studies (Takeda *et al.*, 2008) as well as in direct magnetic measurements (Ferrand *et al.*, 2001; Oiwa *et al.*, 1998; Sawicki *et al.*, 2010), as shown in Fig. 6.

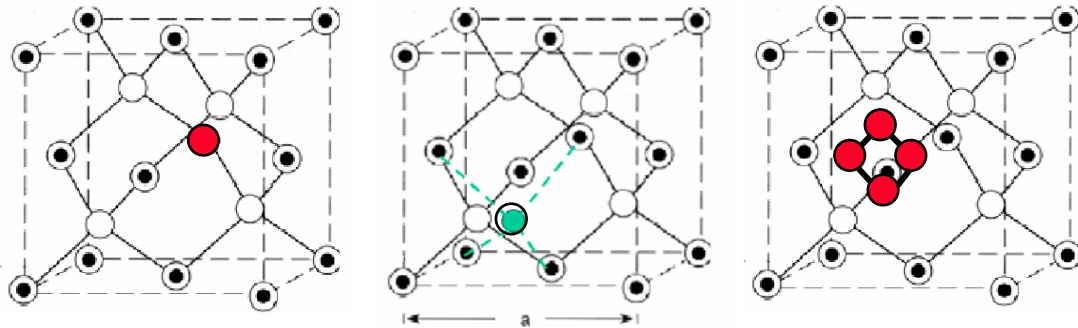


FIG. 5 (Color online) Location of Mn (full circles) in GaAs films (Ga - open circles with central dots; As - open circles) grown by low temperature molecular beam epitaxy as seen by particle-induced x-ray emission (PIXE): Ga-substitutional, interstitial, and Mn-rich small clusters incommensurate with the GaAs lattice. A tetrahedral interstitial position with cations as the nearest neighbors is shown but the experiment does not exclude that Mn occupies a tetrahedral position close to anions or a hexagonal interstitial site. From Yu *et al.*, 2008.

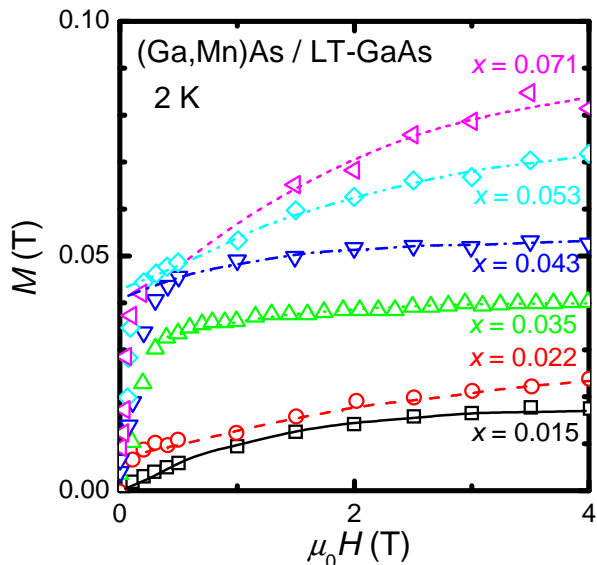


FIG. 6 (Color online) Magnetic field dependence of magnetization at 2 K for non-annealed films of $\text{Ga}_{1-x}\text{Mn}_x\text{As}$ with the nominal value of x ranging from 0.015 to 0.071. The magnetic field is applied perpendicular to the sample plane. The dashed lines are fits of the high field magnetization changes to the paramagnetic Brillouin function with the adjusted effective temperature $T_{\text{eff}} = 4$ K. The fitting implies that the concentration of paramagnetic ions is between 20% ($x = 0.35$ and 0.43) and 50% ($x = 0.071$) of the total Mn composition. From Oiwa *et al.*, 1998.

Since a characteristic relaxation time of superparamagnetic particles is slower than $0.1 \mu\text{s}$, they would generate a ferromagnetic-like response in muon rotation experiments (Dunsiger *et al.*, 2010).

G. Determination of carrier concentration

The determination of carrier density in DFS films from Hall effect measurements is highly challenging for three reasons.

First, the anomalous Hall effect often dominates, so that the evaluation of the normal Hall effect is only possible in high magnetic fields and at low temperatures, where spins of magnetic ions are saturated (Omiya *et al.*, 2001). Under these conditions, taking into account the valence band structure of DFSs, the Hall resistance is expected to provide the hole concentration within an accuracy of about 20% (Jungwirth *et al.*, 2005). However, in this regime, a direct influence of the magnetic field on the hole magnetic moments reduces the hole spin polarization (Dietl *et al.*, 2001b; Śliwa and Dietl, 2006, 2013) and, hence, the anomalous Hall effect, linearly in the magnetic field. This results in an overestimation of the hole concentration, particularly in the high hole concentration range, where the ordinary Hall resistance is relatively small. In an extreme case of (In,Mn)Sb, where the magnetic moment of holes is large, a sign reversal the Hall resistance in the magnetic field was observed (Mihály *et al.*, 2008).

Second, additional corrections to the Hall resistance come from quantum localization phenomena (Altshuler and Aronov, 1985; Lee and Ramakrishnan, 1985), which eventually lead to the divergence of the Hall coefficient in the vicinity of the metal-insulator transition (Dietl, 2008b), the effect persisting up to temperatures of the order of the acceptor binding energy (Fritzsche and Cuevas, 1960), about 1000 K in (Ga,Mn)As. Accordingly, the determined magnitude of carrier density directly from the Hall resistance, even at room temperature, is typically significantly underestimated at the localization boundary in DFSs such as (Ga,Mn)As (Satoh *et al.*, 2001; Sheu *et al.*, 2007).

Third, carriers accumulated at interfaces or substrate often contribute to total conductance. Under these con-

ditions, in order to determine the relevant Hall resistivity, magnetotransport measurements should be carried out over a wide field range and interpreted in terms of multichannel formulae (Bonanni *et al.*, 2007). The presence of an electron layer at the (In,Mn)As/GaSb interface is thought to lead to an underestimated value of hole density in (In,Mn)As (Liu *et al.*, 2004).

In view of the above difficulties other methods were successfully employed to determine hole density in (Ga,Mn)As: (i) electrochemical capacitance-voltage profiling (Yu *et al.*, 2002); (ii) Raman-scattering intensity analysis of the coupled plasmon-LO-phonon mode (Seong *et al.*, 2002), and (iii) infrared spectroscopy providing the hole concentration from dynamic conductivity integrated over the frequency (Chapler *et al.*, 2013).

H. Determination of alloy composition

A routine, non-destructive, and accurate determination of an average alloy composition x is by no means straightforward in the case of DFS thin films. The intensity of TM flux during the growth and the character of reflection high-energy electron diffraction (RHEED) or *ex-situ* secondary ion mass spectroscopy (SIMS) serve to evaluate the nominal TM concentration x . For the purpose of calibration the electron probe microanalysis (EPMA)—requiring usually films thicker than 1 μm —or the relation between the flux and thickness of the end compound, say, MnAs (Ohya *et al.*, 2007b) have been employed. The calibration can also be used to establish the composition dependence of the lattice constant $a(x)$, which can readily be determined by x-ray diffraction (XDR) measurements. Here the sensitivity of $a(x)$ to the carrier and defect density (Mack *et al.*, 2008; Mašek *et al.*, 2003; Potashnik *et al.*, 2001; Sadowski and Domagala, 2004) has to be considered. Channeling Rutherford backscattering (c-RBS) (Kunert *et al.*, 2012; Yu *et al.*, 2002) and particle induced x-ray emission (c-PIXE) (Yu *et al.*, 2002) experiments also allow to determine Mn content.

Recently, a three dimensional atom probe technique (3DAP) is being developed (Kodzuka *et al.*, 2009), which together with already frequently used electron energy loss spectroscopy (EELS) (Jamet *et al.*, 2006) and energy dispersive x-ray spectroscopy (EDS) (Kuroda *et al.*, 2007), have the potential to provide TM composition, also in the case of thin films.

In the case of DMSs the composition can also be assessed from, interesting by its own, magnetic measurements, the method requiring a modeling of magnetism. However, it is now appreciated that because epitaxial films are thin and the concentration of magnetic impurities is typically low, magnetic response of DMS layers can be significantly perturbed by spurious magnetic moments and a limited resolution of typical magnetometers (Sawicki *et al.*, 2011). Accordingly, prior to deposition of DMS films, magnetic properties of the substrate have

to be carefully assessed. Furthermore, results of magnetic measurements on DMSs samples should be systematically compared to data obtained for films nominally undoped with magnetic ions but otherwise grown, co-doped, and processed in the identical way as the DMS samples in question.

An example of the application of this technique for a ferromagnetic (Ga,Mn)As is illustrated in Fig. 7, where the findings revealed a rather high value of saturation magnetization, $M_{\text{Sat}} = 90 \pm 5 \text{ emu/cm}^3$ (Chiba *et al.*, 2007). However, assuming the magnetic moment of $5\mu_B$ per Mn ion [*i.e.* neglecting a small hole contribution (Śliwa and Dietl, 2006)], the magnitude of M_{Sat} leads to the effective concentration of Mn spins x_{eff} more than 2 times smaller than the nominal value $x = 0.20$ obtained for this film from a linear extrapolation of the Mn flux calibration for $x < 0.1$. This discrepancy, noted also by other groups (Mack *et al.*, 2008; Wang *et al.*, 2008b), is discussed further on in the subsection that follows (Sec. III.A).

The destructive influence of compensating donor defects, such as Mn_I on the hole and effective Mn concentrations lowers the magnitude of T_C significantly. However, as discussed in Sec. III.A, the concentration of interstitials can be considerably reduced by low temperature annealing.

According to RBS-PIXE studies of (Ga,Mn)As mentioned above, in addition to Ga-substitutional and interstitial positions, Mn atoms assume locations incommensurate with the GaAs lattice, referred to as "random", which can involve a half of the total number of Mn ions (Chiba *et al.*, 2008b). It has been suggested that the "random" incorporation corresponds, at least partly, to Mn gathered on the surface as a result of out diffusion of interstitial Mn occurring during the growth or annealing of thin layers (Chiba *et al.*, 2008b; Yu *et al.*, 2005). Such a scenario is supported by the study combining synchrotron XRD and a technique of x-ray standing-wave fluorescence at grazing incidence (Holý *et al.*, 2006), which shows that (Ga,Mn)As consists of a uniform single-crystal film covered by a thin surface Mn-rich layer containing Mn atoms at random non-lattice sites. After annealing, the concentration of interstitial Mn and the corresponding lattice expansion of the epilayer are reduced, the effect being accompanied by an increase in the density of randomly distributed Mn atoms in the disordered surface layer (Rader *et al.*, 2009), where Mn ions are oxidized (Edmonds *et al.*, 2004a,b; Olejník *et al.*, 2008; Schmid *et al.*, 2008; Yu *et al.*, 2005).

Another kind of a self-compensation mechanism was found in (Ga,Mn)N. In this material, the Mn acceptor level resides in the mid-gap region (Sec. III.A), so that a co-doping by shallow acceptors, such as Mg, is necessary to produce holes in the valence band. It turned out, however, that Mg-Mn complexes are formed in MOVPE grown GaN:Mn:Mg, hampering hole doping of the valence band (Devillers *et al.*, 2012).

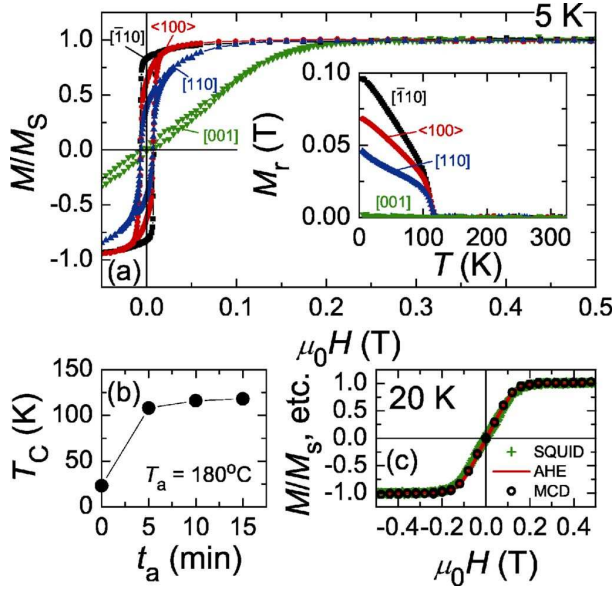


FIG. 7 (Color online) Properties of a ferromagnetic 5 nm-thick (001) $\text{Ga}_{1-x}\text{Mn}_x\text{As}$ film of nominal composition $x = 0.20$ grown by MBE at 170°C . (a) SQUID magnetometer measurements of magnetization loops for four different orientations of the magnetic field in respect to crystallographic axes: $[100]$, $[1\bar{1}0]$, $[110]$, and $[001]$ at 5 K after annealing at 180°C for 15 min. The data are normalized by the value of saturation magnetization $M_{\text{Sat}} = 0.113$ T which points to the effective Mn concentration $x_{\text{eff}} = 0.1$. The inset shows temperature dependence of remanent magnetization M_r for the same orientations, which imply that the easy axis is along $[1\bar{1}0]$. (b) The increase of the Curie temperature with the annealing time. (c) Normalized magnitudes of magnetization, Hall resistance (the anomalous Hall effect - AHE), and magnetic circular dichroism (MCD) at 1.82 eV, *i. e.*, in the region of interband optical transitions. All data were obtained at 20 K for the magnetic field along $[001]$. From Chiba *et al.*, 2007.

III. CONTROL OF FERROMAGNETISM

In this section we discuss the most prominent feature of DFSs, that is the possibility of manipulating their magnetic properties, including Curie temperature, saturation magnetization, and magnetic anisotropy, by growth conditions, doping, strain, electric field, light, and electric current. We also present devices in which electric current is controlled by magnetization direction. Theoretical modeling of pertinent ferromagnetic effects in DFSs is presented in Sec. IX, whereas Sec. X contains a comparison of experimental findings and theoretical predictions.

A. Changing of hole density by doping, co-doping, and post-growth processing

The existence of a strong interaction between subsystems of localized spins and effective mass carriers is the signature of DMSs (Dietl, 1994; Furdyna and Kossut,

1988). This interaction accounts for giant Zeeman splitting of bands, spin-disorder scattering, the formation of magnetic polarons, and the mediation by itinerant carriers of ferromagnetic coupling between localized Mn spins. As predicted theoretically (Dietl *et al.*, 1997), and observed experimentally for $(\text{Zn},\text{Mn})\text{O}:\text{Al}$ (Andrzejczyk *et al.*, 2001), this coupling is relatively weak in the case of electrons in DMSs. In contrast, ferromagnetic interactions between diluted spins are rather strong when mediated by delocalized or weakly localized holes (Ferrand *et al.*, 2000; Haury *et al.*, 1997; Jungwirth *et al.*, 2010; Ohno *et al.*, 1992, 1996; Sheu *et al.*, 2007; Story *et al.*, 1986). In fact, they can overcome competing short-range antiferromagnetic superexchange occurring between Mn^{2+} ions in DMSs. Thus, along with the dependence on the magnetic ion density x , ferromagnetic properties of DMSs can be controlled by changing the net acceptor concentration as well as by gating (Sec. III.C) or illumination (Sec. III.F). Conversely, experimentally observing that T_C does not vary with x usually means that magnetic impurities are not randomly distributed (*i. e.*, their local concentration does not depend on the average value x). Similarly, the lack of dependence on carriers' density indicates that carriers may not account for ferromagnetic order. Several issues, discussed in more details further on, has to be taken into account in this context:

1. Similarly to other doped semiconductors, holes in DFSs undergo Anderson-Mott localization if their concentration is smaller than a critical value p_c .
2. Due to a contribution of p - d coupling to the hole binding energy, the value of p_c is shifted to higher hole densities in DFSs, as compared to corresponding non-magnetic counterparts.
3. The carrier-mediated ferromagnetism appears already in the weakly localized regime $p < p_c$) but no long-range and, thus, efficient ferromagnetic coupling takes place in the strongly localized regime, $p \ll p_c$, where holes are tightly bound to the parent acceptors.
4. Deeply in the metallic phase, $p \gg p_c$, ferromagnetic features show typically textbook thermodynamic and micromagnetic properties, despite disorder inherent to doped semiconductor alloys.
5. Because of the self-compensation mechanism (Sec. II.E), the introduction of a sizable acceptor concentration may not result in a correspondingly large hole concentration.

There is no quantitative theory for p_c but empirically its magnitude is typically within the range $p_c^{1/3} a_B = 0.26 \pm 0.05$, if the effective Bohr radius a_B is evaluated from the binding energy E_I of the relevant acceptor in the limit $p = 0$ according to one of the prescriptions

(Edwards and Sienko, 1978): $a_B = \hbar/(2m^*E_I)^{1/2}$ (quantum defect theory) or $a_B = e^2/(8\pi\epsilon_0\epsilon_r E_I)$, where ϵ_r is the static dielectric constant. Employing the latter for GaAs:Be and GaAs:Mn, for which $E_I = 28.6$ meV (Fiorentini, 1995) and 112.4 meV (Linnarsson *et al.*, 1997), one obtains $p_c = (2.3 \pm 1.6) \times 10^{18}$ and $1.4 \pm 1 \times 10^{20}$ cm⁻³, respectively. It is worth noting, however, that in DFSs p_c also depends on the magnitude of magnetization and even on its orientation in respect to crystallographic axes (Pappert *et al.*, 2006).

As shown in Fig. 8, E_I increases rather dramatically on going from antimonides to nitrides through arsenides and phosphides in Mn-doped III-V compounds. The values of E_I were primarily determined from optical data but also from transport studies in the strongly localized regime (Woloś *et al.*, 2009), where—at temperatures above the hopping regime—the activation energy of conductivity $\epsilon_1 = E_I$. A deviation of E_I from values expected for effective mass acceptors, known as a central cell correction or a chemical shift, was interpreted (Dietl, 2008a; Dietl *et al.*, 2002; Mahadevan and Zunger, 2004; Sato *et al.*, 2010) in terms of the hybridization-induced repulsion between t_2 states originating from Mn d levels and p -like valence band states from which the acceptor state is built. The role of this mechanism increases with the decreasing cation-anion bond length and energy distance between the valence band top and Mn level, eventually resulting in a transition to the strong coupling limit, where the hole binding energy is dominated rather by the p - d interaction than by the acceptor Coulomb potential. The emergence of an impurity band in the energy gap with increasing p - d coupling was also captured by the dynamic mean-field approximation (Chattopadhyay *et al.*, 2001).

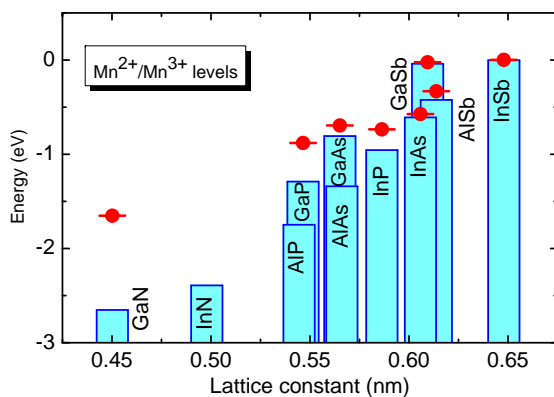


FIG. 8 (Color online) Compilation of experimental energies of Mn levels in the gap of III-V compounds with respect to the valence-band edges. Adapted from Dietl *et al.*, 2002.

Because of these differences in magnitudes of E_I , critical densities for the metal-insulator transition (MIT) vary significantly within the Mn-based III-V DMSs family (Dietl, 2008a; Woloś *et al.*, 2009). For instance, a com-

parison of uncompensated Ga_{1-x}Mn_xAs, Ga_{1-x}Mn_xP, and Ga_{1-x}Mn_xN with similar Mn content $x \approx 6\%$, shows that holes are respectively delocalized (Jungwirth *et al.*, 2007), at the localization boundary (Scarpulla *et al.*, 2005), and in the strongly localized regime where no carrier-mediated mechanism of spin-spin coupling operates (Sarigiannidou *et al.*, 2006; Stefanowicz *et al.*, 2013).

Except for (Ga,Mn)N, considerable hole conductivities σ are characteristic to DFSs, where actually a correlation between the magnitudes of σ and T_C is seen, as shown in Fig. 9 for (Ga,Mn)As. In most situations, $\sigma(T)$ remains non-zero at $T \rightarrow 0$, implying metallic conductance. However, in some important cases, *e. g.*, (Ga,Mn)As with $x \lesssim 2\%$ (Jungwirth *et al.*, 2007; Sheu *et al.*, 2007), (Ga,Mn)P (Winkler *et al.*, 2011), and (Zn,Mn)Te:N (Ferrand *et al.*, 2001), $\sigma(T)$ vanishes at $T \rightarrow 0$ but T_C remains non-zero. Altogether, these data indicate that the ferromagnetism occurs not only on the metal side of the MIT but in a non critical way penetrates into the weakly localized regime, where high-temperature activation energy of conductivity $\epsilon_2 < E_I$ provides information on the distance between the mobility edge and the Fermi level (Fritzsche and Cuevas, 1960). However, on moving deeply into the insulator phase T_C vanishes or at least becomes smaller than the explored temperature range down to 2 K in (Ga,Mn)As (Sheu *et al.*, 2007).

The above mentioned detrimental effect of interstitials on the ferromagnetism of (Ga,Mn)As can be partly reduced by an annealing process (Chiba *et al.*, 2003; Edmonds *et al.*, 2002; Hayashi *et al.*, 2001; Ku *et al.*, 2003; Potashnik *et al.*, 2001; Sørensen *et al.*, 2003) that promotes the diffusion of the Mn_I ions to the surface, where they partake in the formation of an antiferromagnetic MnO thin film (Edmonds *et al.*, 2004b; Olejník *et al.*, 2008; Schmid *et al.*, 2008; Yu *et al.*, 2005) or an MnAs monolayer, if the surface is covered by As (Adell *et al.*, 2007). This post-growth thermal treatment leads to a substantial increase in the magnitudes of conductivity, T_C , and spontaneous magnetization, to the values shown in Figs. 9, 7, and 10. A similar effect of low-temperature annealing is observed in (In,Mn)As (Hashimoto *et al.*, 2002).

The efficiency of annealing appeared enhanced in nanodots (Eid *et al.*, 2005) or nanowires (Chen *et al.*, 2011). In contrast, the process of out diffusion was self-limiting if the annealing was performed in an oxygen-free atmosphere or the surface was covered by a cap (Chiba *et al.*, 2003). The diffusion of Mn_I towards the surface can already occur during the growth, the process being particularly efficient in thin samples (Chiba *et al.*, 2008b; Yu *et al.*, 2005). Accordingly, the concentration of Mn_I in such samples is relatively low, below 2%, as shown in Fig. 10.

A natural question arises whether co-doping of (Ga,Mn)As by non-magnetic acceptors, say Be, could enlarge T_C over the values displayed in Fig. 9. It could be expected that an antiferromagnetic character of carrier-mediated interaction, showing up when carrier density

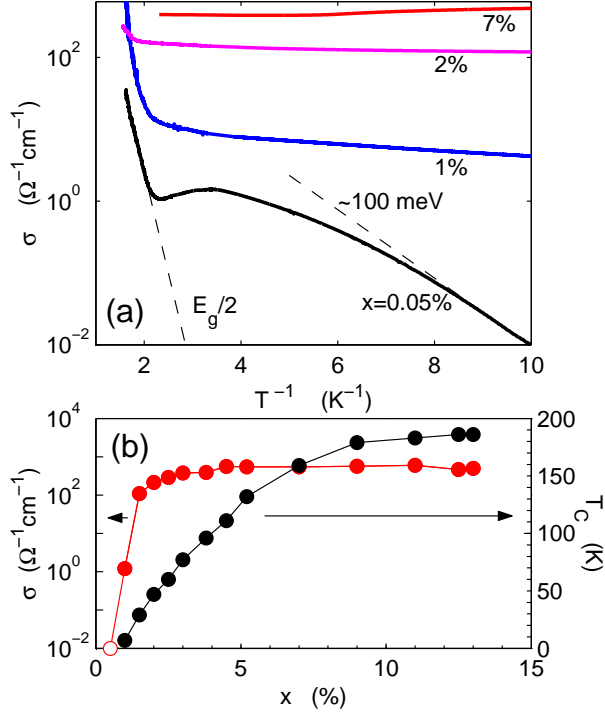


FIG. 9 (Color online) (a) Conductivity *vs.* inverse temperature in annealed samples $\text{Ga}_{1-x}\text{Mn}_x\text{As}$ showing a transition from the insulator to metallic behavior on increasing x . (b) Correlation between conductivity at 4.2 K (left scale) and Curie temperature (right scale) in such samples. An abrupt increase of the conductivity at $x \gtrsim 1.5\%$ witnesses an insulator-to-metal transition on Mn doping. According to the magnitude of saturation magnetization, the effective (net) Mn concentration attains 8% for the highest nominal values of x . From Jungwirth *et al.*, 2010, supplementary material.

becomes greater than the magnetic impurity concentration, can drive the system towards a spin-glass phase, as observed in $\text{Pb}_{1-x-y}\text{Sn}_y\text{Mn}_x\text{Te}$ (Eggenkamp *et al.*, 1995). It turned out, however, that the presence of additional holes during the growth of (Ga,Mn)As layer increases the concentration of Mn interstitial donors (Mn_I) by the self-compensation mechanism. This diminishes net hole *and* Mn densities, so that T_C gets actually reduced (Wojtowicz *et al.*, 2003b; Yu *et al.*, 2004). However, T_C is increased if additional holes are transferred to (Ga,Mn)As layer *after* its epitaxy has been completed. Such engineering of ferromagnetism in $\text{Ga}_{1-y}\text{Al}_y\text{As}/(\text{Ga,Mn})\text{As}/\text{Ga}_{1-y}\text{Al}_y\text{As}$ quantum structures is presented in Fig. 11. As seen, modulation doping by Be in the back barrier diminishes T_C , as then the Fermi level assumes a high position during the growth of (Ga,Mn)As layer which results in the Mn_I formation. In contrast, when Be is introduced in the front barrier, *i.e.*, after the growth of (Ga,Mn)As, the concentration of Mn_I is small and T_C becomes high.

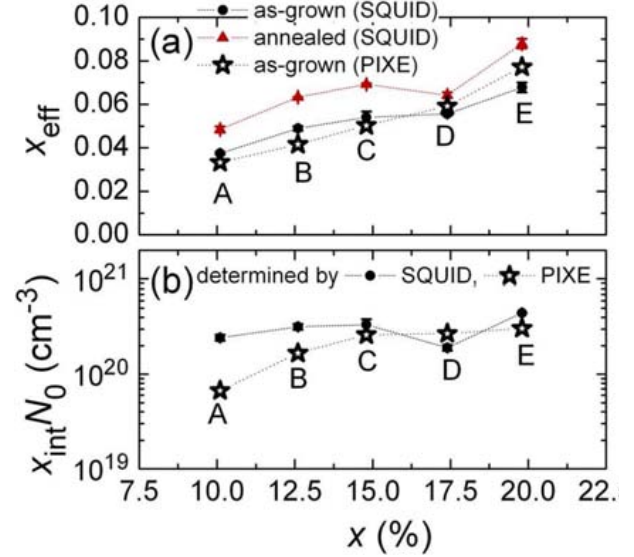


FIG. 10 (Color online) Determination of Mn composition and location in (Ga,Mn)As. (a) Effective Mn composition x_{eff} determined by magnetization measurements (closed symbols, SQUID) before (circles) and after (triangles) annealing and RBS-PIXE measurements (open stars, PIXE) as function of the nominal Mn composition x in 4 and 5 nm thick (Ga,Mn)As layers. (b) The interstitial Mn concentration $x_{\text{int}}N_0$ determined as the difference in x_{eff} after and before annealing from the magnetization measurements (closed circles, SQUID) and from RBS-PIXE measurements before annealing (open stars, PIXE). From Chiba *et al.*, 2008b.

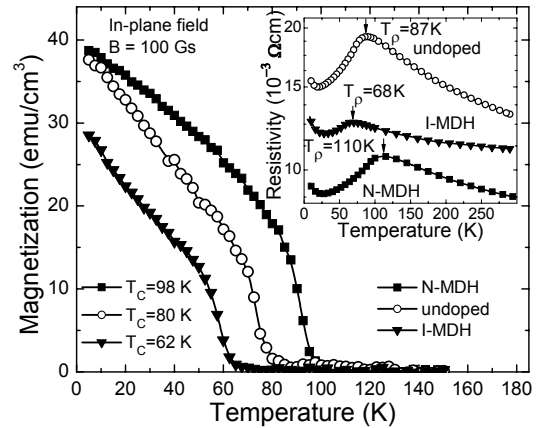


FIG. 11 Temperature dependence of remanent magnetization and resistivity (inset) for three $\text{Ga}_{0.76}\text{Al}_{0.24}\text{As}/\text{Ga}_{1-x}\text{Mn}_x\text{As}/\text{Ga}_{0.76}\text{Al}_{0.24}\text{As}$ quantum well (QW) structures. The width of the QW is 5.6 nm, $x = 0.06$. Beryllium acceptors were introduced either into the first barrier (grown before the ferromagnetic QW), or into the second barrier; or the sample was undoped, as marked. From Wojtowicz *et al.*, 2003b.

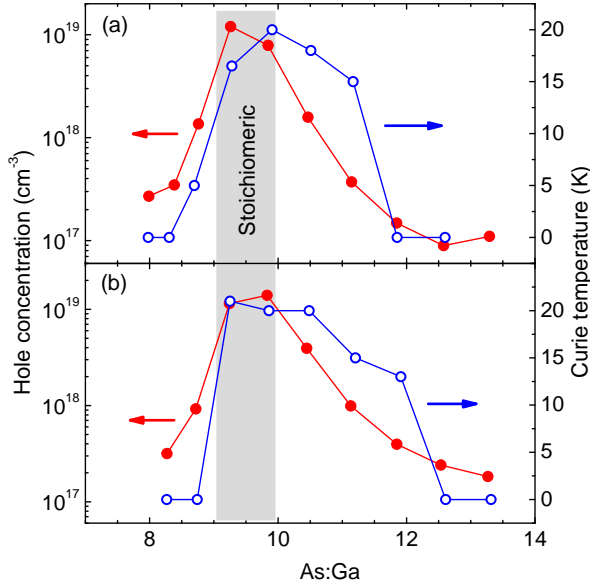


FIG. 12 (Color online) Effect of growth conditions on the Curie temperature in (Ga,Mn)As. The hole density p from the Hall effect at 300 K and the Curie temperature T_C are plotted as a function of As:Ga flux ratio for two wafers with different Mn concentrations, (a) 1.25%, and (b) 1.50%. Lines guide the eye. The stoichiometric region is shaded grey, where effects of disorder-induced hole localization (caused by roughness on the Ga-rich side and by As antisites on the As-rich side) are minimized. Adapted from Myers *et al.*, 2006.

Not surprisingly, the magnitude of T_C in DFSs can be lowered by incorporating compensating donor impurities or donor defects. In the case of (Ga,Mn)As the effect was observed by co-doping with Sn (Satoh *et al.*, 2001), Si (Wang *et al.*, 2008c), Te and S (Scarpulla *et al.*, 2008), As vacancies (Mayer *et al.*, 2010), and As antisite defects (Myers *et al.*, 2006; Sheu *et al.*, 2007), as shown in Fig. 12. On the other hand, co-doping with donors during the epitaxy can facilitate the incorporation of Mn in the substitutional positions (Wang *et al.*, 2008c), the effect particularly appealing if the donors could then be removed by post-growth processing (Bergqvist *et al.*, 2011).

Figure 13 presents temperature dependence of resistance and magnetization in a series of $\text{Ga}_{0.955}\text{Mn}_{0.045}\text{As}$ samples differing by irradiation doses of Ne^+ ions that generate hole compensating defects. The resistance extrapolated to zero temperature is finite in the weakly irradiated samples but it diverges in the strongly compensated case, witnessing the presence of the irradiation-induced MIT. Interestingly, a ferromagnetism is observed on its either side but the magnitudes of both T_C and saturation spontaneous magnetization $M_{\text{Sat}} = M(T \rightarrow 0, H \rightarrow 0)$ decreases gradually when the degree of compensation increases. This suggests that on reducing the net hole concentration, at a given value of Mn density, not only T_C but also the concentration of Mn spins participating in the long range ferromagnetic order at

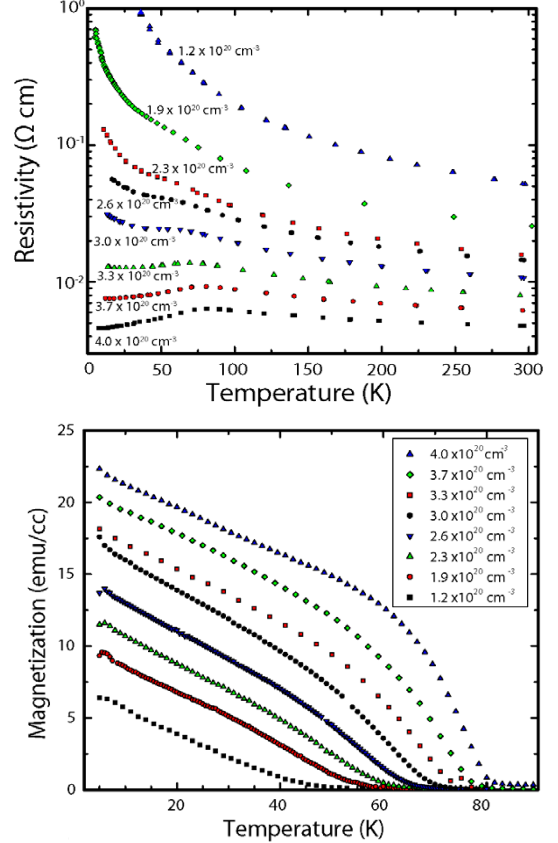


FIG. 13 (Color online) Temperature dependence of resistivity (upper panel) and magnetization (lower panel) at various hole densities changed by irradiation of a $\text{Ga}_{0.955}\text{Mn}_{0.045}\text{As}$ film by Ne^+ ions. From Mayer *et al.*, 2010.

$T = 0$, x_{eff} , gets smaller. Similar results were obtained for hydrogenated samples (Thevenard *et al.*, 2007) and a (Ga,Mn)P film irradiated with Ar^+ ions (Winkler *et al.*, 2011). These data support the scenario of the electronic and, hence, magnetic phase separation in the vicinity of the MIT in DFSs, the effect enlarged by competing ferromagnetic and antiferromagnetic interactions (see, Sec. II.F).

Also post-growth hydrogenation reduces the hole density and turns (Ga,Mn)As into a paramagnet (Farshchi *et al.*, 2007; Goennenwein *et al.*, 2004; Thevenard *et al.*, 2007). This process is entirely reversible by annealing below 200°C (Thevenard *et al.*, 2007). By employing local reactivation using confined low-power pulsed-laser annealing or by hydrogenation through a mask it was possible to pattern ferromagnetic structures with features size below 100 nm (Farshchi *et al.*, 2007), as shown in Fig. 14.

The ferromagnetism can be weakened even if the net acceptor concentration is kept constant but additional disorder enhances hole localization. For example, partial anion substitution ($\text{As} \rightarrow \text{P}$ or $\text{As} \rightarrow \text{N}$) (Stone *et al.*, 2008) or structure roughness introduced by excess Ga

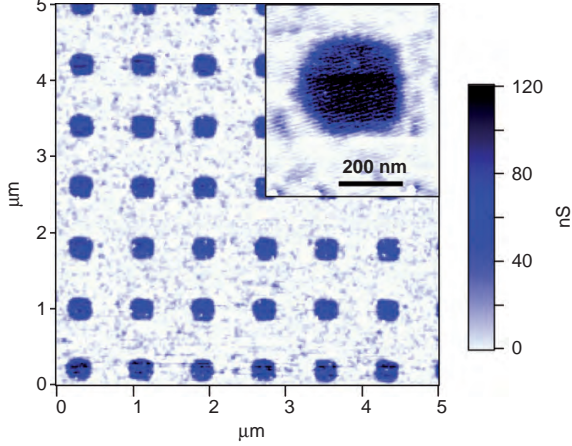


FIG. 14 (Color online) Conductance atomic force microscopy image of sub-micron (Ga,Mn)As features produced with selective hydrogenation. Inset shows a scan on a single feature. From Farshchi *et al.*, 2007.

(Myers *et al.*, 2006; Stone *et al.*, 2008), the case depicted in Fig. 12, lowered significantly T_C values of (Ga,Mn)As. This strong sensitivity of DFS properties to electronic and structural disorder, together with uncertainties associated with the experimental determination of x_{eff} and p , account presumably for a dispersion in reported T_C values at given Mn and hole concentrations, and impede theoretical interpretation of T_C (Samarth, 2012; Wang *et al.*, 2013).

Figure 15 illustrates how co-doping of (Zn,Mn)Te with shallow N acceptors triggers the ferromagnetism, the effect demonstrated also for (Cd,Mn)Te:N (Haury *et al.*, 1997), (Zn,Mn)Te:N (Ferrand *et al.*, 2000), (Be,Mn)Te:N (Sawicki *et al.*, 2002), and (Zn,Mn)Te:P (Kępa *et al.*, 2003). Similarly, ferromagnetism of $\text{Pb}_{1-x-y}\text{Sn}_y\text{Mn}_x\text{Te}$ is brought about by holes originating from native defects—primarily cation vacancies—generated by post-growth annealing (Story *et al.*, 1986).

Also in the case of II-VI DMSs, such as (Zn,Mn)Te:N, the effect of self-compensation challenges the progress in raising the Curie temperature, where the magnitude of achievable hole density by nitrogen doping decreases with the Mn concentration (Ferrand *et al.*, 2001). Furthermore, the MIT is shifted to higher hole concentrations, as the acceptor binding energy is enhanced by magnetic polaron effects (Ferrand *et al.*, 2001; Jaroszyński and Dietl, 1985). Moreover, in the strong coupling limit, the Mn ion can act as a hole trap, which hampers the possibility of obtaining holes in the valence band (Dietl, 2008a). This situation takes presumably place in (Zn,Mn)O, as witnessed by the presence of a relatively large subbandgap absorption corresponding to the photoionization process: $\text{Mn}^{2+} + \nu \rightarrow \text{Mn}^{2+} + \text{h} + \text{e}$, where the hole is bound to Mn^{2+} and the electron transferred to the conduction band (Godlewski *et al.*, 2010).

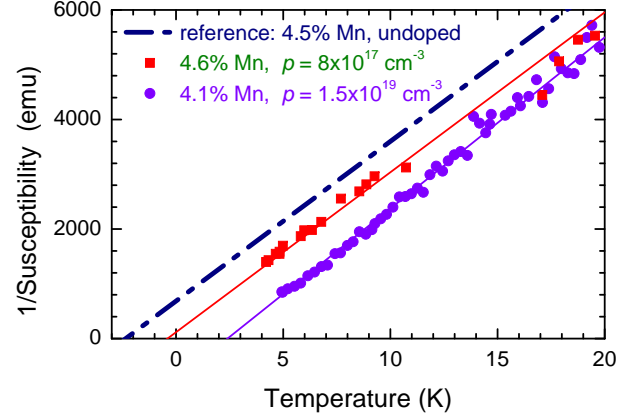


FIG. 15 (Color online) Inverse magnetic susceptibility from SQUID measurements (squares) for two p- $\text{Zn}_{1-x}\text{Mn}_x\text{Te}$ samples with similar Mn composition $x \approx 0.045$ but different hole concentrations. Solid lines show linear fit. The dotted line presents the dependence expected for an undoped sample with a similar Mn content. From Ferrand *et al.*, 2001.

B. Controlling magnetic anisotropy by hole density and strain

Together with magnitudes of T_C and M_{Sat} , the character and strength of magnetic anisotropy determine possible functionalities of any ferromagnet. In the subsections below experimentally demonstrated manipulations with orientation of magnetization are discussed taking into account strain engineering by lattice mismatch to substrates and strain relaxation in nanostructures as well as by piezoelectric and elastic actuators. Microscopic theory of these phenomena is outlined in Sec. IX.C, whereas its comparison to experimental findings is presented in Sec. X.D.

1. Magnetic anisotropy in films and nanostructures

Extensive magnetic (Sawicki, 2006), ferromagnetic resonance (FMR) (Cubukcu *et al.*, 2010; Liu and Furdyna, 2006), magnetotransport (Glunk *et al.*, 2009; Gould *et al.*, 2008; Tang *et al.*, 2003) and magneto-optical (Hrabovsky *et al.*, 2002; Welp *et al.*, 2003) studies of (Ga,Mn)As and (Ga,Mn)(As,P) films deposited coherently on (001) substrates [typically GaAs substrate or relaxed (Ga,In)As buffer layer] allowed to establish how the system energy depends on the direction of magnetization \vec{M} at a given external magnetic field \vec{H} and biaxial strain imposed by lattice mismatch, quantified by a relative difference between the lattice parameter of the substrate and the free standing layer,

$$\begin{aligned} \epsilon_{xx} &= \epsilon_{yy} = \Delta a/a; \\ \epsilon_{zz} &= -2\epsilon_{xx}c_{12}/c_{11}, \end{aligned} \quad (3)$$

where the ratio of elastic moduli $c_{12}/c_{11} = 0.453$ in GaAs.

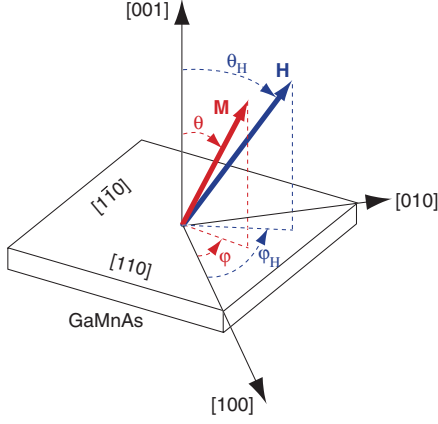


FIG. 16 (Color online) In the coordinate system employed in this paper x , y , and z axes are along $[001]$, $[010]$, and $[100]$ crystallographic axes, respectively. From Liu and Furdyna, 2006.

In a single domain state, according to the StonerWohlfarth formalism, the functional of free energy density contains contributions from the Zeeman energy, shape (demagnetization) and crystalline magnetic anisotropies, $\mathcal{F} = \mathcal{F}_Z + \mathcal{F}_d + \mathcal{F}_{cr}$. To determine spatial orientation of \vec{M} , \mathcal{F} is minimized with respect to θ and ϕ defined in Fig. 16. It has been established that in order to describe experimental data, \mathcal{F}_{cr} has to contain *at least* three contributions (taken in the lowest order): cubic as well as in-plane and out-of-plane uniaxial anisotropy terms. Their relative magnitudes were found dependent on magnetization, hole density, and strain leading to a range of spectacular phenomena, such as spin reorientation transitions on varying temperature (Kamara *et al.*, 2012; Sawicki *et al.*, 2004; Thevenard *et al.*, 2006; Wang *et al.*, 2005c; Welp *et al.*, 2003), hole density (Khazen *et al.*, 2008; Sawicki *et al.*, 2004, 2005; Thevenard *et al.*, 2005, 2006) or strain imposed by piezoelectric stressors (Bihler *et al.*, 2008; Casiraghi *et al.*, 2012; Overby *et al.*, 2008; Rushforth *et al.*, 2008). This strong sensitivity to strain means also that for anisotropy-related studies, samples should be mounted in a way minimizing thermal stress. Importantly, magnetization orientation can also be manipulated by gate voltage, electric current, and light, as described in Secs. III.C-G.

Taking $\mathcal{F}(\vec{M} \parallel [100])$ as a reference energy the particular contributions to \mathcal{F} in terms of assume then the form,

$$\mathcal{F}_Z = -\mu_0 \vec{M} \vec{H} = \quad (4)$$

$$-\mu_0 M H [\cos \theta \cos \theta_H + \sin \theta \sin \theta_H \cos(\phi - \phi_H)],$$

$$\mathcal{F}_d = \frac{1}{2} \mu_0 M^2 m_z^2, \quad (5)$$

and

$$\mathcal{F}_{cr} = K_C(m_x^2 m_y^2 + m_x^2 m_z^2 + m_y^2 m_z^2) + \quad (6)$$

$$+ K_{xy} m_x m_y + K_{zz} m_z^2,$$

where we have introduced magnetization directional cosines $m_x = \sin \theta \cos \phi$, $m_y = \sin \theta \sin \phi$, and $m_z = \cos \theta$; (θ, ϕ) and (θ_H, ϕ_H) are azimuthal and polar angles of \vec{M} and \vec{H} , respectively (see, Fig. 16) and K_i are sample and temperature dependent fitting parameters (crystalline anisotropy energies) to experimental dependence $\vec{M}(\vec{H})$.¹ These energies are related to the anisotropy magnetic fields, $\mu_0 H_i = 2K_i/M$, describing the strength of the applied field allowing aligning of magnetization along the hard axes. As required by time reversal symmetry, \mathcal{F}_d and \mathcal{F}_{cr} are even functions of M .

Because of a relatively low magnitude of spontaneous magnetization (typically $\mu_0 M \lesssim 0.1$ T), the strength of the shape anisotropy field, $\mu_0 H_d = \mu_0 M$, is substantially smaller in DFSs than in ferromagnetic metals. In contrast, the magnitude of crystalline anisotropy is rather sizable. According to experimental studies referred to above, each of the three contributions to crystalline magnetic anisotropy, displayed in Eq. 7, shows a specific pattern:

Cubic anisotropy – Independently of epitaxial strain and hole density, the value of K_C was found positive in (Ga,Mn)As (showing that the cubic easy axis is along $\langle 100 \rangle$) and corresponds to $\mu_0 H_C$ of the order of 0.1 T at $T \ll T_C$. It decays rather fast with temperature, $K_C \sim M^4(T)$, consistently with the expected isotropy of linear response functions in cubic systems requiring that $\partial^2 K_C / \partial M^2 \rightarrow 0$ for $M \rightarrow 0$. In contrast, a negative value of K_C (corresponding to a $\langle 110 \rangle$ cubic easy direction) was reported for (In,Mn)As (Liu *et al.*, 2005) and (Ga,Mn)P (Bihler *et al.*, 2007).

In-plane uniaxial anisotropy – No such anisotropy, first observed in magnetotransport experiments on (Ga,Mn)As (Katsumoto *et al.*, 1998), is expected for the D_{2d} symmetry group corresponding to biaxially strained (001) zinc-blende crystals. It was demonstrated that the corresponding anisotropy field was independent of the film thickness (Welp *et al.*, 2004), pointing to the bulk, not surface or interface, origin of this anisotropy, the conclusion consistent with no effect of film thickening by etching on its presence (Sawicki *et al.*, 2005). However, as noted in Sec. II.D, according to theory (Birowska *et al.*, 2012), a surplus of the Mn dimer concentration along the $[\bar{1}10]$ direction comparing to the $[110]$ case is expected.

¹ Differing conventions of parameterizing \mathcal{F}_{cr} exist in the literature. For instance, the cubic term is often decomposed into in-plane and perpendicular-to-plane components, which increases the number of fitting parameters but is *a priori* justified by symmetry in the presence of a biaxial strain.

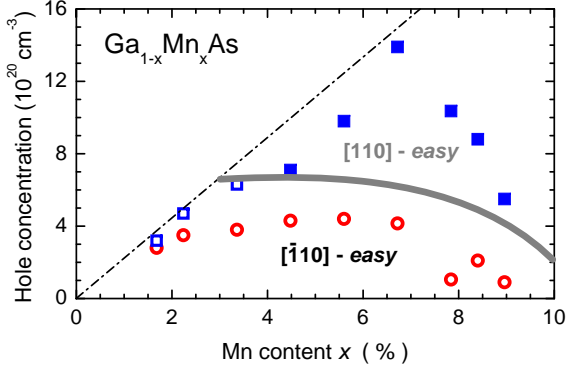


FIG. 17 (Color online) Crystallographic orientation of the uniaxial easy axis depending on the hole and Mn concentration for as-grown (circles) and annealed (squares) 50-nm thick $\text{Ga}_{1-x}\text{Mn}_x\text{As}$ films. Open symbols mark samples with the uniaxial easy axis oriented along the $[\bar{1}10]$ direction, full symbols denote samples exhibiting the easy axis along $[110]$. Half-filled squares mark the two samples exhibiting easy axis rotation to $[110]$ on increasing temperature. The dashed line marks the compensation free p-type Mn doping level in $(\text{Ga},\text{Mn})\text{As}$. The thick gray line separates the two regions of hole densities where, independently of being annealed or not, at elevated temperatures the layers consistently show the same crystallographic alignment of the uniaxial easy axis. From Sawicki *et al.*, 2005.

This lowers the symmetry to C_{2v} (even in the absence of any strain), for which distinct in-plane and out-of-plane uniaxial anisotropies are allowed. Experimentally, the value of an effective shear-like component K_{xy} is usually positive (Zemen *et al.*, 2009) (*i. e.*, the corresponding easy axis points along $[\bar{1}10]$ direction), and $\mu_0 H_{xy}$ is typically of the order of 0.02 T at $T \ll T_C$, so that it is smaller than $\mu_0 H_C$. It was found (Sawicki *et al.*, 2005) that at appropriately high hole concentrations the uniaxial easy axis flips to the $[110]$ direction, as shown in Fig. 17, the effect often occurring only at sufficiently high temperatures, $T_C/2 \lesssim T \leq T_C$ (Kopecký *et al.*, 2011; Proselkov *et al.*, 2012; Sawicki *et al.*, 2005). Furthermore, since comparing to K_C , K_{xy} decays slower with temperature, $K_{xy} \sim M^2(T)$, a spin reorientation transition $\langle 100 \rangle \rightarrow [\bar{1}10]$ is observed on increasing temperature in the range $T \lesssim T_C/2$ (Kamara *et al.*, 2012; Wang *et al.*, 2005c; Welp *et al.*, 2003), the effect illustrated in Fig. 18. A competition between cubic and in-plane uniaxial magnetic anisotropies were also found for $(\text{In},\text{Mn})\text{As}$ (Liu *et al.*, 2005) and $(\text{Ga},\text{Mn})\text{P}$ (Bihler *et al.*, 2007).

Out-of-plane uniaxial anisotropy – According to experimental studies of $(\text{Ga},\text{Mn})\text{As}$ on $\text{In}_y\text{Ga}_{1-y}\text{As}$ (Glunk *et al.*, 2009) and of $(\text{Ga},\text{Mn})\text{As}_{1-y}\text{P}_y$ on GaAs (Cubukcu *et al.*, 2010) as a function of y and, thus, epitaxial (biaxial) strain ϵ_{zz} , the anisotropy energy K_{zz} can be decomposed into two contributions.

One is linear in ϵ_{zz} , $\mu_0 H_{zz} = A\epsilon_{zz}$, corresponding to

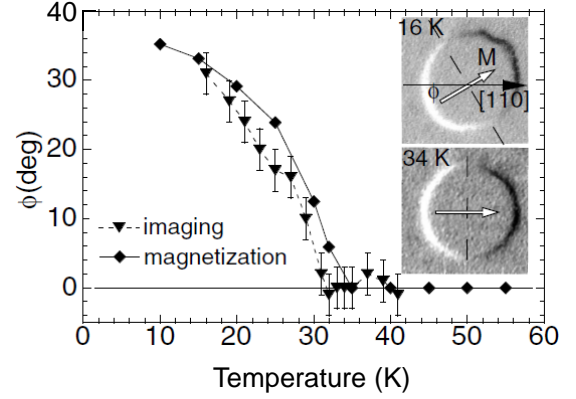


FIG. 18 Temperature dependence of the angle of the easy axis with respect to the $[110]$ direction. The inset shows the magneto-optical contrast around an 80- μm hole at 16 and 34 K, which identifies the moment orientation at a zero magnetic field. From Welp *et al.*, 2003.

the in-plane and perpendicular-to-plane crystalline magnetic anisotropy for compressive and tensile strain, respectively. According to studies up to $|\epsilon_{zz}| \approx 0.4\%$, A can reach a magnitude of the order of +1 T/% (Cubukcu *et al.*, 2010; Glunk *et al.*, 2009) but $|A|$ decreases, or even changes sign when diminishing hole density at a fixed compressive (Khazen *et al.*, 2008; Sawicki *et al.*, 2004; Thevenard *et al.*, 2005) or tensile strain (Thevenard *et al.*, 2006). For hole concentrations $p \approx 10^{20} \text{ cm}^{-3}$ corresponding to the vicinity of the spin reorientation transitions $(001) \rightleftharpoons [001]$, the transition can occur on changing temperature (Sawicki *et al.*, 2004; Thevenard *et al.*, 2006). Similarly to $(\text{Ga},\text{Mn})\text{As}$ with high hole concentrations, also $(\text{In},\text{Mn})\text{As}$ shows perpendicular-to-plane orientation of the easy axis for a tensile strain, imposed by either $(\text{Ga},\text{Al})\text{Sb}$ (Liu *et al.*, 2004; Munekata *et al.*, 1993; Ohno *et al.*, 2000) or InAs substrate (Zhou *et al.*, 2012), whereas the easy axis is in-plane under a compressive strain [produced by an $(\text{In},\text{Al})\text{As}$ substrate] (Liu *et al.*, 2005). Interestingly, an opposite relation between the strain character and easy axis direction, consistent with the findings for $(\text{Ga},\text{Mn})\text{As}$ with low carrier density, was observed for p- $(\text{Cd},\text{Mn})\text{Te}:\text{N}$ (Kossacki *et al.*, 2004b), as shown in Fig. 19 as well as for $(\text{Al},\text{Ga},\text{Mn})\text{As}$ (Takamura *et al.*, 2002) and $(\text{Ga},\text{Mn})\text{P}$ (Bihler *et al.*, 2007), presumably because of low net hole concentrations in all these cases.

Another contribution to K_{zz} found in $(\text{Ga},\text{Mn})\text{As}$ films is strain independent term leading to a non-zero out-of-plane uniaxial anisotropy term even for $\epsilon_{zz} = 0$ (Cubukcu *et al.*, 2010; Glunk *et al.*, 2009). The corresponding value is of the order of $\mu_0 H_{zz} \approx 0.1$ T. Its positive sign means that this anisotropy, along with the demagnetization term, enlarges a tendency to the in-plane orientation of the easy axis. As already mentioned, this contribution, unexpected within the group theory for a zinc-blende alloys having a random distribution of constituents, is as

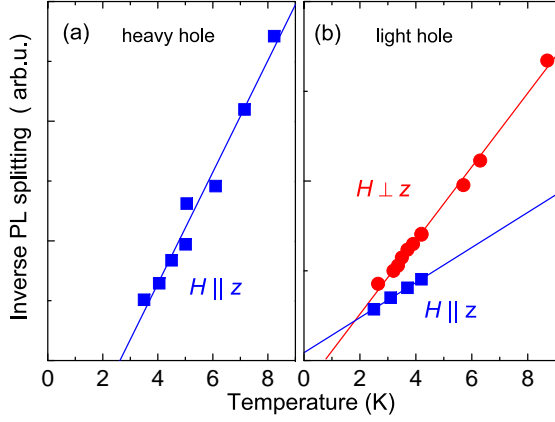


FIG. 19 (Color online) Determination of easy directions in p-(Cd,Mn)Te modulation doped quantum wells with only the ground state hole subband occupied under compressive (a) and tensile epitaxial strain (b). Curie-Weiss behavior above Curie temperature was obtained from photoluminescence measurements in the magnetic field parallel and perpendicular to the growth axis z (points). The line splitting, proportional to weak-field Mn magnetization, is presented in relative units. The straight lines are drawn through experimental points. Adapted from Kossacki *et al.*, 2004b.

signed to a surplus of $[\bar{1}10]$ Ga-substitutional Mn dimers (Birowska *et al.*, 2012).

Appropriately modified forms of \mathcal{F}_{cr} were found to describe $\vec{M}(\vec{H})$ for (Ga,Mn)As grown on a (113)A GaAs substrate (Dreher *et al.*, 2010; Limmer *et al.*, 2006; Stefanowicz *et al.*, 2010a; Wang *et al.*, 2005b). In this case, however, four (not two) contributions to \mathcal{F}_{cr} are allowed by symmetry and, in fact, describe magnetic and FMR data (Stefanowicz *et al.*, 2010a). They correspond to cubic K_C , biaxial K_{zz} , and two shear-like, K_{xy} and $K_{xz} = K_{yz}$ anisotropy energies (the axes of the coordinate system are taken along main crystallographic directions). Similarly to the case of (001) substrates discussed above, the spin reorientation transition from the biaxial $\langle 100 \rangle$ anisotropy at low temperatures to uniaxial anisotropy with the easy axis along the $[\bar{1}10]$ direction at high temperatures is observed (around 25 K). As evidenced by investigations of the polar magneto-optical Kerr effect, a declined orientation of the easy axes with respect to the film plane and the film normal allows the perpendicular-to-plane component of magnetization to be reversed by an in-plane magnetic field (Stefanowicz *et al.*, 2010a).

A specific strain distribution in (Ga,Mn)As nanostructures, either in the form of nanobars patterned lithographically (Hümpfner *et al.*, 2007; King *et al.*, 2011) or shells deposited onto GaAs nanowires (Rudolph *et al.*, 2009), was found to result in the easy axis orientation along the nanostructure long axis. The magnitude of the observed anisotropy field was much larger than expected

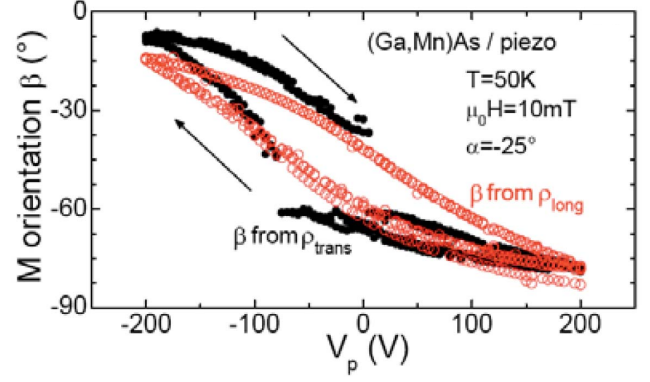


FIG. 20 (Color online) Voltage-induced in-plane magnetization rotation at 50 K and in 10 mT, determined from longitudinal and transverse (Hall) resistances (open and full circles, respectively), in a $\text{Ga}_{0.955}\text{Mn}_{0.045}\text{As}$ film cemented to a piezoelectric actuator, demonstrating a reversible change of magnetization direction by about 70° by the application of a voltage. Magnetic field and magnetization angles (α and β , respectively) are measured in respect to the $[110]$ direction of current and main expansion of the actuator. The hysteretic behavior is caused by the actuator. From Goennenwein *et al.*, 2008.

for the corresponding shape anisotropy, pointing to the importance of crystalline and strain effects. In the case of rectangular nanobars the epitaxial in-plane strain is retained along the bar long axis but it is partly relaxed in the transverse direction, as confirmed by finite element calculations (King *et al.*, 2011; Wenisch *et al.*, 2007) and observed by x-ray reciprocal space mapping (King *et al.*, 2011; Wenisch *et al.*, 2007). It was possible to rotate the easy axis by 90° by nanopatterning (King *et al.*, 2011).

Magnitudes of possible surface or interface magnetic anisotropies have not yet been assessed for DFSs.

2. Piezoelectric and elastic actuators

A strong sensitivity of magnetic anisotropy to strain makes it possible to manipulate magnetization directions by an electric field in hybrid structures consisting of a DFS film cemented to a piezoelectric actuator. This appealing method was successfully demonstrated for (Ga,Mn)As by applying a voltage-controlled strain along either $\langle 110 \rangle$ (Casiraghi *et al.*, 2012; Goennenwein *et al.*, 2008; Rushforth *et al.*, 2008) or $\langle 100 \rangle$ (Bihler *et al.*, 2008; Overby *et al.*, 2008) directions of (Ga,Mn)As. In this way, rotation of the easy axis from either $[\bar{1}10]$ or $\langle 100 \rangle$ directions by about 70° was possible at appropriately selected temperature and magnetic field values, as shown in Fig. 20. Importantly, an elaborated sequence of applied magnetic fields and voltages was found to switch magnetization in an irreversible fashion, showing a road for developing a novel voltage-controlled memory cell (Bihler *et al.*, 2008).

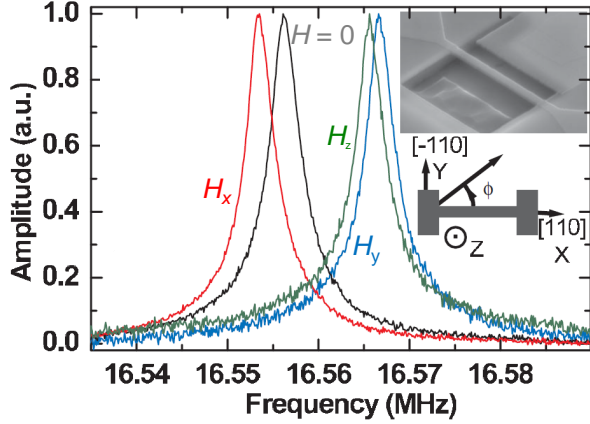


FIG. 21 (Color online) Frequency response for various $\mu_0 H = 1$ T field directions (z is out of the plane) of a suspended beam containing as-grown 50-nm thick $\text{Ga}_{0.948}\text{Mn}_{0.052}\text{As}$. Amplitude is normalized for clarity. Inset: axis directions and the scanning electron microscope image of the beam of the length $6 \mu\text{m}$ and thickness $0.18 \mu\text{m}$ with an Au side gate. From Masmanidis *et al.*, 2005.

Magneto-elastic properties of $(\text{Ga},\text{Mn})\text{As}$ were also studied by determining eigenfrequencies of nanoelectromechanical resonator as a function of temperature and magnetic field orientation, as shown in Fig. 21 (Masmanidis *et al.*, 2005). This experiment was described by considering a contribution \mathcal{F}_{me} to the system free energy associated with additional strain ϵ_{ij} imposed by vibrations. By combining \mathcal{F}_{me} with an elastic energy of the host lattice, it was possible to determine how stress σ_{ij} and, thus, the frequency of the $(\text{Ga},\text{Mn})\text{As}$ nanoelectromechanical resonator should vary with the magnetic field orientation. It was found that the low temperature results can be described by first order magnetostriction coefficients, λ_{100} and λ_{111} , but above 20 K a second order magnetostriction, characterized by a parameter h_3 , had to be taken into account in order to describe the data.

C. Manipulation by an electric field

Since ferromagnetism in DFSs is hole-mediated, one can turn on and off the magnetic phase by controlling the number of holes in the system without changing the temperature, which can be done electrostatically by applying an electric field E_G to the ferromagnetic semiconductor layer of interest. This was demonstrated using a thin $(\text{In},\text{Mn})\text{As}$ (5 nm) as a channel layer of a metal-insulator-semiconductor field-effect transistor (MISFET) with a polyimide insulator (Ohno *et al.*, 2000) and a modulation doped $p\text{-(Cd,Mn)Te}$ 8 nm thick quantum well placed in the intrinsic region of a $p\text{-i-n}$ diode (Boukari *et al.*, 2002). An appropriate strain engineering resulted in the easy axis perpendicular to the layer plane and allowed to probe magnetization through the anomalous

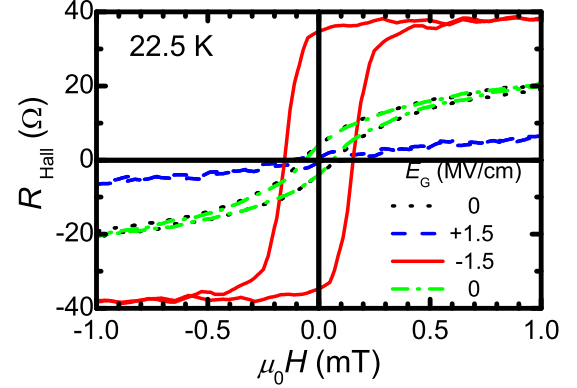


FIG. 22 (Color online) Magnetization hysteresis loops determined by measurements of anomalous Hall effect at constant temperature of 22.5 K for various gate voltages in field-effect transistor with $(\text{In},\text{Mn})\text{As}$ channel. The data in a wider field range are shown in the inset. Adapted from Ohno *et al.*, 2000.

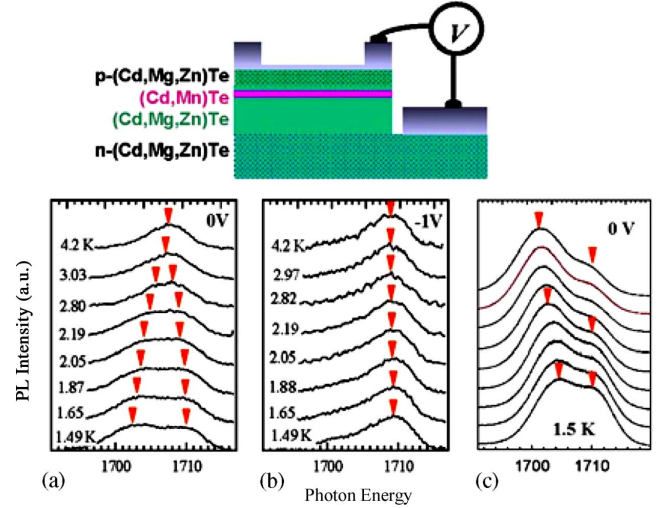


FIG. 23 (Color online) Effect of temperature (a), bias voltage (b), and illumination (c) on photoluminescence of structure consisting of modulation doped $p\text{-(Cd,Mn)Te}$ quantum well and n -type barrier. Zero-field line splitting (marked by arrows) witnesses the appearance of a ferromagnetic ordering (a) which does not show up if the quantum well is depleted from the holes by reverse bias of $p\text{-i-n}$ diode (b). Low-temperature splitting is enhanced by additional illumination by white light (c), which increases hole concentration in the quantum well. Adapted from Boukari *et al.*, 2002.

Hall effect (Ohno *et al.*, 2000) and splitting of the luminescence line (Haury *et al.*, 1997), as shown in Figs. 22 and 23, respectively.

Another effect of gating is the change of the coercive force H_c at which magnetization reverses its direction; greater (smaller) H_c for negative (positive) E_G . By using this phenomenon, a new scheme of magnetization rever-

sal, an electric-field assisted magnetization reversal, was demonstrated for (In,Mn)As (Chiba *et al.*, 2003). Under a certain applied field H , H_c is electrically modified from its original $|H_c| > |H|$ to $|H'_c| < |H|$, thereby electrically triggering the magnetization reversal. Once T_C becomes high enough, this scheme can be useful for future magnetic field recording technology, where the magnetic anisotropy for retaining information becomes so large that it is almost impossible to change the magnetization direction by field alone.

Although there have only been limited success on (Ga,Mn)As (Nazmul *et al.*, 2004), recent progress in low-temperature deposition of high-quality gate oxides by atomic layer deposition made it possible to observe electrical modulation of ferromagnetism in (Ga,Mn)As (Chiba *et al.*, 2006a, 2010; Sawicki *et al.*, 2010), (Ga,Mn)Sb (Hsiao Wen Chang *et al.*, 2013), and (Ge,Mn) (Xiu *et al.*, 2010). For such oxides, the gate-induced changes in the areal carrier density reach $3 \times 10^{13} \text{ cm}^{-2}$, which for a typical value of the Thomas-Fermi screening length would result in the amplitude of the hole variation about $3 \times 10^{20} \text{ cm}^{-3}$, and the correspondingly high modulation of T_C . However, the Fermi level is often pinned by gap surface states, which limit the T_C changes to about 20 K in (Ga,Mn)As (Chiba *et al.*, 2006a, 2010; Nishitani *et al.*, 2010; Sawicki *et al.*, 2010), even if a polymer electrolyte is employed (Endo *et al.*, 2010a). A theoretical description of these and related data (Stolichnov *et al.*, 2011) is discussed in Sec. X.A.2.

As elaborated in the previous section, also magnetic anisotropy, which determines the magnetization direction, depends on the hole concentration in DFSs. By applying an electric field and by using anisotropic magnetoresistance (Chiba *et al.*, 2008a) as well as direct magnetization measurements (Chiba *et al.*, 2008a; Sawicki *et al.*, 2010), the effect of the electric field on in-plane magnetization orientation was evidenced in MIS-FET of (Ga,Mn)As and high- k oxide as a gate insulator. As demonstrated by Hall effect measurements, a fourfold change in the value of the out-of-plane uniaxial anisotropy field was achieved by gating an ultrathin ferromagnetic (Ga,Mn)As/(Ga,Mn)(As,P) bilayer (Niazi *et al.*, 2013).

An important variant of gating is the application of ferroelectric overlayers allowing for a non-volatile and subnanosecond change in interfacial hole density, the method successfully employed to demonstrate the manipulation of T_C by an electric field in (Ga,Mn)As (Riester *et al.*, 2009; Stolichnov *et al.*, 2011, 2008).

Manipulation of magnetism by gating was also demonstrated for (Ge,Mn) films (Park *et al.*, 2002) and quantum dots (Xiu *et al.*, 2010). In the former case, an enhancement and a reduction of T_C was demonstrated at 50 K by applying ∓ 5 V through an SiN_x gate insulator to a 60-nm thick $\text{Ge}_{0.977}\text{Mn}_{0.023}$ film on Ge(001). Self-assembled $\text{Ge}_{0.95}\text{Mn}_{0.05}$ dots were deposited on a p-Si substrate and covered by a 40-nm thick Al_2O_3 gate insulator. It was shown by SQUID measurements that pos-

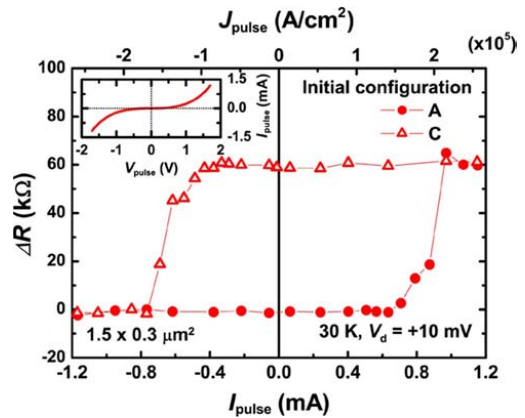


FIG. 24 (Color online) Resistance changes ΔR after current pulse injection for $1.5 \times 0.3 \mu\text{m}^2$ device at 30 K. Closed circles show ΔR for initially parallel magnetizations (configuration A) and open triangles for initial configuration C (antiparallel magnetizations). The inset shows current-voltage characteristic of the device. From Chiba *et al.*, 2004b.

itive gate voltage up to 40 V reduced a saturation value of magnetization tenfold at 50 K and by 30% at 100 K.

Another interesting case constitutes magnetically doped topological insulator $(\text{Bi,Mn})_2(\text{Te,Se})_3$ showing in the bulk form hole-mediated ferromagnetism with T_C of 12 K (Checkelsky *et al.*, 2012). In contrast, no conductivity and ferromagnetism were observed in few nm-thick flakes put on a $\text{SiO}_2/\text{doped-Si}$ wafer, presumably because of cleavage-induced hole compensating defects. However, the application of a strong negative electric field across SiO_2 allowed to restore hole conductivity and ferromagnetism characterized by T_C up to 12 K.

D. Current-induced magnetization switching

When current flows through a ferromagnetic layer, the current becomes spin-polarized. In magnetic tunnel junctions (MTJs), the flow of spins from one ferromagnetic electrode to the other across the tunnel barrier exerts a torque between the two electrodes, and its direction depends on the flow of spin, *i.e.*, on the current direction. In sufficiently small MTJs, the torque can reach a threshold value above which magnetization reversal takes place. This is so-called current-induced magnetization switching (CIMS) that was observed in submicron (Ga,Mn)As MTJs (Chiba *et al.*, 2004b; Elsen *et al.*, 2006), as shown in Fig. 24. The critical current density j_c for switching is of the order of 10^4 – 10^5 A/cm², and can be qualitatively understood by Slonczewski's spin-transfer torque model (Chiba *et al.*, 2004b), although for the assumed value of the Gilbert damping constant α_G the model resulted in an order of magnitude greater j_c than the observed one.

Another appealing method, particularly in the context of DFSs, is magnetization manipulation by an effective magnetic field produced by an electric current through

spin-orbit coupling, as opposed to the Oersted effect. It is well known that in confined 2D systems there appear terms linear in k coupled to the electron spin. In particular, the corresponding Rashba field was shown to generate current-dependent shift of electron spin-resonance in an asymmetrical quantum well of n-Si (Wilamowski *et al.*, 2007). It was suggested theoretically (Bernevig and Vafeek, 2005) and demonstrated experimentally that sufficiently strong current, *via* spin-orbit coupling in strained (Ga,Mn)As (see, Eq. 27), can serve to rotate magnetization by 90° (Chernyshov *et al.*, 2009) or even by 180° (Endo *et al.*, 2010b) in (Ga,Mn)As films.

E. Current-induced domain wall motion

Magnetic domains are formed in a ferromagnet as a result of competition between exchange energy (which tries to align all the spins) and magnetostatic energy (which tries to align magnets antiparallel). The transition region between the domains, in which localized spins (Mn spins of magnetization M in our case) gradually changes its direction, is called a domain wall (DW). Spin polarized currents interact with DW and once a threshold j_c is passed can displace the DW, resulting in magnetization reversal of a region swept by the DW. Although such a current-induced DW motion has been of interest for many years in the context of metallic ferromagnets, the DW switching without assistance of a magnetic field was first demonstrated for (Ga,Mn)As films (Yamanouchi *et al.*, 2004).

In microtracks of (Ga,Mn)As (Adam *et al.*, 2009; Yamanouchi *et al.*, 2006, 2004, 2007) and (Ga,Mn)(As,P) (Curiale *et al.*, 2012; Wang *et al.*, 2010a) with the easy axis perpendicular to the film plane, DW displacement under current pulses was monitored by magneto-optical Kerr microscopy. As shown in Fig. 25, a similar dependence of DW velocity v on the current density j were found for these two material systems (Curiale *et al.*, 2012; Yamanouchi *et al.*, 2006).

These findings were interpreted by the generalized Landau-Lifshitz-Gilbert equation containing, as displayed in Appendix, current-induced adiabatic and non-adiabatic spin torques, accounting for transfer of spin momenta from current carriers to Mn ions. In particular, Wang *et al.*, 2010a; Yamanouchi *et al.*, 2006 presumed the dominance of the adiabatic spin torque, *i. e.*, $\beta_w/\alpha_G \ll 1$, the assumption leading to (Tatara and Kohno, 2004) $v = A(j^2 - j_c^2)^{1/2}$ for $j > j_c$. Here, in terms of spin current polarization P_c and DW width δ_w (discussed theoretically in Secs. IX.E and X.F, respectively), $A = g\mu_B P_c / 2eM$ and $j_c = 2eK\delta_w / \pi\hbar P_c$, where in the perpendicular case the relevant magnetic anisotropy energy of DW spins is $K = \mu_0 M^2 / (2 + 4\delta_w / \pi t)$, where t is the film thickness. The experimental values of both A and j_c , implied by the data in Fig. 25, are in quantitative agreement with this theory. Moreover, this approach explains why no current-induced DW displacement was

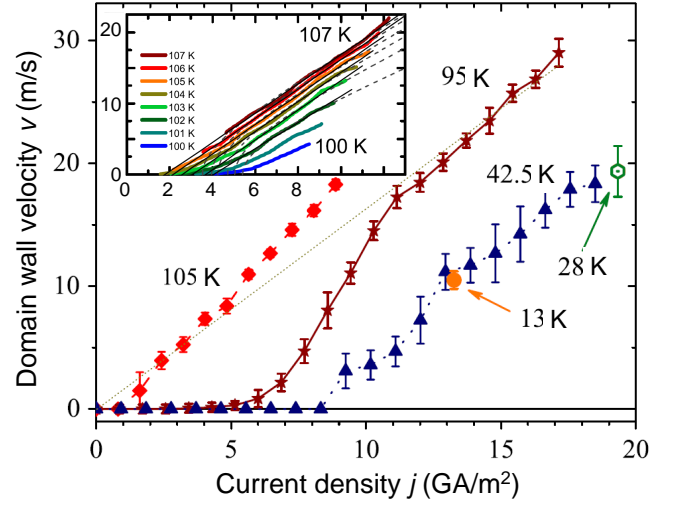


FIG. 25 (Color online) Velocity of magnetic domain wall as a function of current density at various temperatures (corrected for current-induced heating) below T_C for $(\text{Ga}_{0.9}\text{Mn}_{0.1})(\text{As}_{0.89}\text{P}_{0.11})$ [adapted from Curiale *et al.*, 2012] and $\text{Ga}_{0.955}\text{Mn}_{0.045}\text{As}$ [inset, adapted from Yamanouchi *et al.*, 2006]. The thin dashed lines show the expected theoretical dependence.

observed for the in-plane easy axis (Tang *et al.*, 2006), as j_c is then determined by $K_{cr} \gg K$. Within this model, DW motion at $j > j_c$ is accompanied by in-plane Mn spin precession.

On the other hand, Curiale *et al.*, 2012 (see also Adam *et al.*, 2009) interpreted their data assigning non-zero values of j_c to extrinsic DW pinning and allowing for a large magnitude of the non-adiabatic spin torque (present due to spin-orbit interactions), $\beta_w/\alpha_G \gtrsim 1$ (Garate *et al.*, 2009; Hals *et al.*, 2009; Zhang and Li, 2004). In this case, $v = Aj$ at $j \gg j_c$, the regime corresponding within this model to steady state DW flow without Mn spin precession.

In the subthreshold regime, $j < j_c$, the DW velocity was found to decay exponentially when reducing j , indicating that DW displacement proceeded through current-induced creep (Curiale *et al.*, 2012; Yamanouchi *et al.*, 2006, 2007). Over the exploited range of j and T , $v(j)$ assumed a scaling form (Yamanouchi *et al.*, 2006, 2007) $\ln v = a - bj^{-\mu}$, where $a \propto (T_C - T)^\rho$, $b \propto (T_C - T)^\sigma$. Empirically (Yamanouchi *et al.*, 2006, 2007), $\mu = 0.4 \pm 0.1$ and $\sigma = 2 \pm 0.2$ (the value of ρ is uncertain but probably around 1). Interestingly, for DW creep generated by a magnetic field H , the scaling equation assumed a similar form (with j replaced by H). However, in agreement with theoretical considerations, the values of the exponents were different, emphasizing the unlike role of these two DW driving mechanisms (Yamanouchi *et al.*, 2007).

Domain wall dynamics in the magnetic field, particularly mobility, pinning, and flexing were examined in (Ga,Mn)As and (Ga,Mn)(As,P) with perpendicular easy

axis by spatially resolved magneto-optical and Hall effects (Balk *et al.*, 2011; Dourlat *et al.*, 2008; Thevenard *et al.*, 2011).

An issue obviously related to current-induced DW motion is DW resistance that, in general, consists of extrinsic R^{ext} and intrinsic R^{int} components. The former is brought about by a non-uniform current distribution associated with differences in magnitudes of conductivity tensor components $\sigma_{ij}(\vec{M})$ on the two sides of the DW. It was demonstrated (Chiba *et al.*, 2006b; Roberts *et al.*, 2007; Wang *et al.*, 2010b; Xiang and Samarth, 2007), by solving the current continuity equation $\text{div}[\hat{\sigma}(x, y)\text{grad}V(x, y)] = 0$, that the extrinsic term dominates in (Ga,Mn)As with both perpendicular (Chiba *et al.*, 2006b; Wang *et al.*, 2010b) and in-plane easy axis (Tang *et al.*, 2004) as well as explains the corresponding magnetoresistance (Xiang and Samarth, 2007).

Nevertheless, if DW cross sections A were sufficiently small, R^{int} could be revealed, as shown for 25 nm thick $\text{Ga}_{0.95}\text{Mn}_{0.05}\text{As}$ bars of the width from 150 down to 4 μm and with the strain-induced perpendicular orientation of the easy axis (Chiba *et al.*, 2006b; Wang *et al.*, 2010b). For samples containing etched steps that pinned DWs, $R^{\text{int}}A \simeq 0.5 \Omega\mu\text{m}^2$ (Chiba *et al.*, 2006b) and $0.15 \Omega\mu\text{m}^2$ (Wang *et al.*, 2010b) for films with $T_C = 80$ and 122 K, respectively. These values are much larger than $R^{\text{int}}A$ evaluated from the measured magnitude of anisotropic magnetoresistance (AMR) for the Bloch DW in strained films in question. However, if DWs were pinned by linear defects, the value below experimental resolution, $R^{\text{int}}A = 0.01 \pm 0.02 \Omega\mu\text{m}^2$, was found (after subtracting the AMR contribution) for the sample with $T_C = 122$ K (Wang *et al.*, 2010b). Theoretically predicted DW resistances in (Ga,Mn)As (see, Sec. X.F) are within this range.

F. Magnetization manipulation by light

It was demonstrated that light irradiation affects magnetic properties and, in particular, changes the magnitude of the coercive field in (In,Mn)As/GaSb heterostructures (Koshihara *et al.*, 1997; Oiwa *et al.*, 2001). The effect was attributed to persistent photoconductivity, that is with the light-induced increase of hole density in (In,Mn)As associated with trapping of photoelectrons by deep levels, which was not reversible at a given temperature – in order to return to the original state, the sample had to be heated.

In the case of Mn-based II-VI DMS reversible tuning of magnetism by light was demonstrated in the case of modulation doped p-(Cd,Mn)Te/(Cd,Mg,Zn)Te:N heterostructures (Boukari *et al.*, 2002; Haury *et al.*, 1997), as depicted in Fig. 23 and discussed theoretically in Sec. X.A.3. Interestingly, illumination with photons of energies above the barrier band gap destroys ferromagnetic order if the magnetic quantum well (QW) resides in an undoped (intrinsic) region of a p-i-p structure. Here, the holes are effectively transferred from the QW

to acceptors in the (Cd,Mg,Zn)Te barrier (Boukari *et al.*, 2002; Haury *et al.*, 1997). In contrast, illumination enhances the magnitude of spontaneous magnetization in the case of a p-i-n diode in which photoholes accumulate in the (Cd,Mn)Te QW (Boukari *et al.*, 2002), as shown in Fig. 23.

Reversible changes of magnetization by *circularly* polarized light were witnessed by Hall effect measurements for (Ga,Mn)As and Mn δ -doped GaAs (Nazmul *et al.*, 2004; Oiwa *et al.*, 2002). The magnitude of the Hall voltage (and hence, presumably, the magnitude of magnetization along the growth direction) either increased or decreased depending on the helicity of impeding light.

All-optical switching of magnetization between two non-equivalent cubic in-plane directions was demonstrated in (Ga,Mn)As microbar employing a scanning laser magneto-optical microscope (Aoyama *et al.*, 2010). Lithography-induced strain relaxation contributed significantly to the magnitude of uniaxial anisotropy. External magnetic field served to magnetize the sample along the harder cubic direction but was not applied during the switching. Light served primarily to elevate temperature to $T > T_C/2$ at which cubic and uniaxial anisotropy energies became nearly equal (Sec. III.B).

Another interesting case is (Ge,Mn)Te, which deposited at low temperature is amorphous and paramagnetic, presumably because dangling bonds associated with lattice point defects (vacancies) are reconstructed in the amorphous network and do not provide holes. A laser or electron beam triggers a local lattice recrystallization, allowing to pattern ferromagnetic nanostructures (Knoff *et al.*, 2011).

Particularly informative and relevant for fast magnetization manipulation is subpicosecond magneto-optical two-color Kerr spectroscopy and related magnetization sensitive time-resolved methods. Here, we discuss experiments in which illumination generated incoherent magnetization dynamics; the data pointing to coherent magnetization precession are described in the subsequent subsection.

In the case of a $\text{Ga}_{0.98}\text{Mn}_{0.02}\text{As}$ film with in-plane magnetization, *circularly* polarized 0.1 ps pulses with the fluence of 10 $\mu\text{J}/\text{cm}^2$ resulted in a transient Kerr effect (Kimel *et al.*, 2004). The determined spectral dependence of the Kerr effect was similar to that observed in a static magnetic field of 1 mT along the growth direction (Kimel *et al.*, 2004).

Extensive time-resolved studies with *linearly* polarized pumping pulses were carried out for (Ga,Mn)As (Kojima *et al.*, 2003; Wang *et al.*, 2007b) and (In,Mn)As (Wang *et al.*, 2005a), and revealed the presence of fast (< 1 ps) and slow (100 ps) processes. The fast component rapidly grew with pump power, saturated at high fluences ($> 10 \text{ mJ}/\text{cm}^2$), and indicated a quenching of ferromagnetism on a subpicosecond timescale, also when the holes were excited *via* intra valence band transitions (Wang *et al.*, 2008a). A detailed quantitative theoretical study (Cywiński and Sham, 2007) demonstrated that the

inverse Overhauser effect, that is dynamic demagnetization of Mn spins by $sp-d$ spin exchange with photocarriers, accounted for the fast process, whose timescale was determined by carriers' energy relaxation. In contrast, the slow component at low fluences ($\sim 10 \mu\text{J}/\text{cm}^2$) corresponded to a recovery of ferromagnetic order or even enhancement of T_C by an enlarged carrier density, the effect appearing on the timescale of spin-lattice relaxation and persisting up to photohole lifetime (Wang *et al.*, 2007b). However, a substantial rise of lattice temperature dominated at high fluences leading to a complete destruction of ferromagnetism (Cywiński and Sham, 2007; Wang *et al.*, 2005a).

G. Coherent control of magnetization precession

In a series of experiments on (Ga,Mn)As trains of sub-picosecond pulses of light with photon energies near the band gap (Hashimoto *et al.*, 2008; Nĕmec *et al.*, 2012; Qi *et al.*, 2009) or picosecond strain pulses (Bombeck *et al.*, 2013; Scherbakov *et al.*, 2010) triggered oscillations of Kerr rotation as a function of time. These findings were assigned to a tilt of the magnetization vector \vec{M} , followed by coherent precession of \vec{M} around its equilibrium orientation. This tilt was brought about by illumination-induced modification of the magnetic anisotropy field \vec{H}_{eff} generated by a transient change of temperature (Qi *et al.*, 2009) or strain (Bombeck *et al.*, 2013; Scherbakov *et al.*, 2010). Also evidences were found for the presence of non-thermal effects generated by light pulses, such as a transient torque produced by a burst of spin polarized photoelectrons (Nĕmec *et al.*, 2012) or an influence of photoholes on magnetic anisotropy (Hashimoto *et al.*, 2008). Altogether, studies of time-resolved Kerr rotation as well as of magnetization precession driven by an a. c. magnetic field (FMR, Sec. III.B) or electric current (Fang *et al.*, 2011) have demonstrated that the Landau-Lifshitz-Gilbert equation (recalled in Appendix) describes adequately magnetization dynamics in DFSs. Actually, an explicit solution of this equation was derived providing a frequency and damping of magnetization precession in a given magnetic field in terms of the Gilbert damping constant α_G and anisotropy fields H_i specific to DFSs (Nĕmec *et al.*, 2013; Qi *et al.*, 2009).

In another study (Luo *et al.*, 2010) magnetization precession in (Ga,Mn)As was found to be overdamped but polarization dependent transient out-of-plane component of the magnetization was visible. A transient out-of-plane magnetization was also detected for a linearly-polarized pump, if the sample was exposed to an in-plane magnetic field prior to optical measurements.

It was shown experimentally (Wang *et al.*, 2009) and discussed theoretically (Kapetanakis *et al.*, 2009) that excitations with near ultraviolet photons lead to coherent magnetization rotation in (Ga,Mn)As driven by photo-carrier coherences and nonthermal populations excited in the $\langle 111 \rangle$ equivalent directions of the Brillouin zone.

A subsequent theoretical work proposed a protocol for all-optical switching between four metastable magnetic states in DFSs (Kapetanakis *et al.*, 2011).

IV. SPIN INJECTION

Ferromagnetic semiconductors can be used as an epitaxially integrated spin-polarized carrier emitter into nonmagnetic structures working without or in a weak external magnetic field. Electrical spin injection from (Ga,Mn)As to nonmagnetic GaAs has been shown to be possible in a device structure integrated with a GaAs-based nonmagnetic light-emitting diode (LED) as a detector of spin-polarized holes (Ohno *et al.*, 1999; Young *et al.*, 2002) or electrons in Esaki diodes (Johnston-Halperin *et al.*, 2002; Kohda *et al.*, 2006, 2001; Van Dorpe *et al.*, 2005; Van Dorpe *et al.*, 2004). By measuring circular polarization of electroluminescence, one can determine the spin polarization of injected carriers from (Ga,Mn)As. Because of carrier confinement in the LED emission region, the heavy hole subband is usually relevant in the radiative recombination process. Hence, according to corresponding selection rules, this method allows to detect carriers with spins polarized along the growth direction, which give rise to circularly polarized vertical (surface) emission (Fiederling *et al.*, 2003; Jonker *et al.*, 2000; Oestreich, 1999). Since in the structures studied so-far (Ga,Mn)As easy axis was in-plane, an out-of-plane magnetic field was applied to either orient Mn magnetization along the growth direction (Johnston-Halperin *et al.*, 2002; Kohda *et al.*, 2006, 2001; Young *et al.*, 2002) or—in an oblique magnetic field configuration (Van Dorpe *et al.*, 2005; Van Dorpe *et al.*, 2004)—to generate additionally a spin component along the growth direction by spin precession. In these experiments emission in σ^+ polarization prevails demonstrating antiferromagnetic coupling between holes and Mn spins in (Ga,Mn)As.

By employing an Esaki diode as spin-injector in the magnetic field tilted 45° out-of-plane, electroluminescence circular polarization P_{EL} reached the saturation magnitude of 21% for $\text{Ga}_{0.92}\text{Mn}_{0.08}\text{As}$ with $T_C = 120 \text{ K}$ (Van Dorpe *et al.*, 2004). For this magnetizing field direction *and* the selection rules specified above, the determine value of P_{EL} leads to spin current polarization injected from (Ga,Mn)As, $\Pi_{\text{inj}} = 40\%$ at 4.6 K, where the experimentally determined depolarization factor $T_s/\tau = 0.74$ (Van Dorpe *et al.*, 2004) is taken into account.² A 6% anisotropy in P_{EL} was observed by rotating magnetization projection between $[110]$ and $[\bar{1}10]$ (Van Dorpe *et al.*, 2005).

By the use of a three terminal device structures to

² The selection rules assumed here imply Π_{inj} twice smaller than that quoted originally.

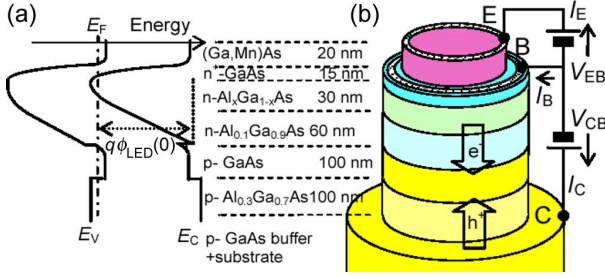


FIG. 26 (Color online) Spin injection from (Ga,Mn)As. (a) Schematic band diagram (a) of the three terminal device (b) allowing to bias independently the Esaki and light emitting diode (V_{EB} and V_{CB} , respectively); (c) circular polarization P_{EL} of light emitted along the growth and magnetization direction *vs.* V_{EB} at various V_{CB} (adapted from Kohda *et al.*, 2006). (d) Spin current polarization Π for spin injection to n-GaAs ($V < 0$) or spin extraction from n-GaAs ($V > 0$) *via* contacts of the Esaki diode in non-local magnetotransport measurements (adapted from Ciorga *et al.*, 2009).

control bias voltages of an Esaki diode and a LED (spin-detector) independently, as shown in Fig. 26, the efficiency of the electron spin injection *via* band-to-band Zener tunneling from p-type $\text{Ga}_{0.943}\text{Mn}_{0.057}\text{As}$ to n-type GaAs and then to LED was measured as a function of bias voltage. Emission in σ^+ polarization prevailed, confirming antiferromagnetic coupling between holes and Mn spins in (Ga,Mn)As. The values of P_{EL} up to 32.4% were attained for a (Ga,Mn)As emitter with $T_C = 70$ K (Kohda *et al.*, 2006). Since in this case the magnetic field is along the growth direction and $T_s/\tau = 0.64$ (Kohda *et al.*, 2006), one obtains $\Pi_{inj} = 47 \pm 1\%$ at 10 K, where a 1% correction for a non-zero P_{EL} without emitter current is taken into account.

Electrical injection and detection of spin-polarized electrons were demonstrated in a single wafer all semiconductor lateral structure, incorporating $\text{Ga}_{0.95}\text{Mn}_{0.05}\text{As}/\text{n}^+\text{-GaAs}$ Esaki diodes acting as both spin injecting (or extracting) and spin detecting contacts to n-GaAs (Ciorga *et al.*, 2009). Prior to processing, T_C of (Ga,Mn)As was 65 K. Spin precession and the spin-valve effect were observed in the nonlocal signal. Figure 26(d) shows Π_{inj} and Π_{ext} for the reverse and forward bias V_{EB} , respectively, determined under the assumption that $\Pi_{inj(ext)}$ is equal to the spin detection efficiency, which is strictly valid at $V_{EB} \rightarrow 0$. As seen, $\Pi_{inj(ext)} = 51 \pm 2\%$ at 4.2 K in this case.

Further evidences for spin injection from (Ga,Mn)As were provided by studies of Andreev reflection (Braden *et al.*, 2003; Panguluri *et al.*, 2005; Piano *et al.*, 2011), the spin-Seebeck effect (Jaworski *et al.*, 2010), and spin pumping under FMR conditions (Chen *et al.*, 2013). Andreev reflection was also detected in the case of (In,Mn)As (Geresdi *et al.*, 2008; Panguluri *et al.*, 2004).

Theoretically expected values of spin current polarization are presented in Sec. X.F.

V. SPINTRONIC MAGNETORESISTANCE STRUCTURES

A. Anisotropic magnetoresistance and Hall effects

Owing to the strong spin-orbit interaction and typically lower carrier densities comparing to ferromagnetic metals, DFSs show sizable magnitudes of anisotropic magnetoresistance (AMR), planar and anomalous Hall effects as well as of related thermomagnetic (Jaworski *et al.*, 2011; Pu *et al.*, 2008, 2006) and magneto-optical phenomena in the subbandgap spectral region (Acbas *et al.*, 2009). Magnetization-dependent transport effects have been playing a crucial role in determining magnetization magnitude and orientation in variety of DFSs, as discussed in Secs. III.B and III.C. Quantitative theory aiming at evaluation of conductivity tensor components $\sigma_{i,j}(\vec{M})$ in (Ga,Mn)As-type DFSs, developed in the lowest order in disorder for films of (Ga,Mn)As and related systems, was already reviewed *vis-à-vis* results of extensive experimental studies (Jungwirth *et al.*, 2008, 2006a; Nagaosa *et al.*, 2010). An open and interesting question is how quantum localization and confinement will affect magnitudes of magnetization-dependent charge and heat transport in these ferromagnets. A breakdown of the proportionality between magnetization and the anomalous Hall effect found in thin and high quality (Ga,Mn)As films at low temperatures (Chiba *et al.*, 2010) is just one example showing that considerable further effort will be devoted towards understanding of transport phenomena in DFSs.

B. Colossal magnetoresistance

A direct manifestation of interplay between magnetism and localization in magnetic semiconductors, as well as in DMSs and DFSs (Dietl, 2008b), are colossal magnetoresistance (CMR) phenomena and a related effect of critical scattering (Novák *et al.*, 2008). A peculiarity of CMR in DFSs is its strong dependence on the orientation of the magnetic field in respect to crystallographic axes (Gareev *et al.*, 2010; Katsumoto *et al.*, 1998). In general terms, magnetization rotation $\delta\vec{M}$ results in a shift of the Fermi level, related to a change of anisotropy energy according to $\Delta\epsilon_F(\delta\vec{M}) = d\Delta\mathcal{F}_{cr}(\delta\vec{M})/dp$. As ϵ_F controls the critical hole concentration p_c corresponding to the metal-insulator transition (see, Secs. III.A and VII.C), colossal effects are seen in transport (Gareev *et al.*, 2010; Katsumoto *et al.*, 1998) and tunneling (Pappert *et al.*, 2006) for samples with hole densities close to p_c . Importantly, the influence of quantum localization persists well beyond the immediate vicinity of p_c .

C. Coulomb blockade

One of signs indicating that quantum-localization effects persist up to $p \gg p_c$ are signatures of the Coulomb blockade found in nanoconstrictions of (Ga,Mn)As (Schlapps *et al.*, 2009; Wunderlich *et al.*, 2006), pointing to substantial nano-scale fluctuations in the hole density. Interestingly, in these experiments conductance oscillations were not only generated by sweeping the gate voltage but also by changing the direction of magnetization. The latter results from the dependence of the Fermi energy ϵ_F on $\delta\vec{M}$, as discussed in the previous subsection. This dependence leads to: (i) a charge redistribution within the nanoconstriction, as $\Delta\epsilon_F(\delta\vec{M})$ depends on p that show spatial fluctuations (Wunderlich *et al.*, 2006); (ii) changes in the localization and fluctuation landscape, as ϵ_F controls p_c . At sufficiently small values of $p - p_c(\vec{M})$, astonishingly large magnitudes of AMR were found in various nanostructures of (Ga,Mn)As at low temperatures (Giddings *et al.*, 2005).

D. Giant and tunneling magnetoresistance devices

Like in their metal counterpart, in trilayer structures of (Ga,Mn)As the magnitude of vertical resistance increases if magnetization in the two ferromagnetic electrodes assumes an anti-parallel alignment, either if non-magnetic central layer is of conductive p-GaAs (Chung *et al.*, 2010) or forms a tunneling barrier, the case of AlAs (Chun *et al.*, 2002; Tanaka and Higo, 2001), GaAs (Chiba *et al.*, 2004a), ZnSe (Saito *et al.*, 2005) or paramagnetic (Al,Mn)As (Ohya *et al.*, 2009). In the latter case, the magnitude of tunneling magnetoresistance (TMR), $(R_{\uparrow\downarrow} - R_{\uparrow\uparrow})/R_{\uparrow\uparrow}$, attained 175% at 2.6 K for the barrier thickness $d = 4$ nm.

Do magnetic tunnel junctions (MTJs) of DFSs exhibit specific features? As shown in Fig. 27, the magnitude of TMR, *grows* (up to 76% at 8 K) when the width of the AlAs barrier diminishes down to 1.5 nm (Tanaka and Higo, 2001). At the same time, the values of TMR are seen to depend on the *direction* (in respect to crystallographic axes) of the magnetic field employed to reverse sequentially magnetization at a coercive force of particular ferromagnetic electrodes. In this family of phenomena, known as tunneling anisotropic magnetoresistance (TAMR), particularly spectacular is the case of the junction with one nonmagnetic electrode, *e.g.*, (Ga,Mn)As/AlO_x/Au (Gould *et al.*, 2004), in which the vertical resistance decreases (by 3%) when rotating magnetization from an easy to a hard in-plane direction. Actually, a linear dependence between the decrease of the MTJ resistance (up to 10%) and the energy of magnetic anisotropy was found for various magnetization orientations in (Ga,Mn)As/ZnSe/(Ga,Mn)As (Saito *et al.*, 2005). Another characteristic feature is a fast decay of TMR magnitude with the bias voltage V – in (Ga,Mn)As/ GaAs/ (Ga,Mn)As at 4.7 K, the TMR

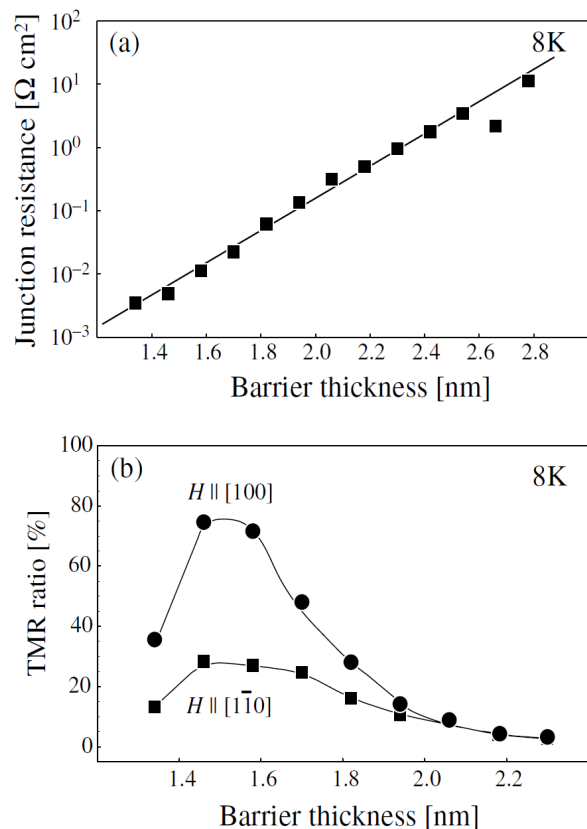


FIG. 27 Junction resistance (a) and the magnitude of TMR measured for two in-plane directions of the magnetic field (b) at 8 K as a function of the barrier width for the MTJ structure show in the inset (b). Adapted from Tanaka and Higo, 2001.

magnitudes drops from 100% to 20% when V increases to 0.1 V (Chiba *et al.*, 2004a). These findings are compared to theoretical expectations in Sec. X.F.

There are a range of MTJ properties escaping up to now from a straightforward quantitative modeling. In particular, $I(V)$ characteristics of MnAs/AlAs/(Ga,Mn)As (Chun *et al.*, 2002) and (Ga,Mn)As/GaAs/(Ga,Mn)As MTJs (Pappert *et al.*, 2006; Rüster *et al.*, 2005) showed a Coulomb gap, a prominent manifestation of how important are correlation effects in quantum localization, as discussed in Secs. V.B and VII.C. Presumably, these effects, together with temperature dependent magnetization of Mn spins residing in a depleted interfacial layer, accounted for a threefold increase, up to 290%, of TMR between 4.7 and 0.3 K in an (Ga,Mn)As/GaAs/(Ga,Mn)As MTJ (Chiba *et al.*, 2004a). A question also arises to what extent the Coulomb gap affected the magnitude and magnetic anisotropy of tunneling thermopower in a GaAs:Si/GaAs/(Ga,Mn)As MTJ (Naydenova *et al.*, 2011).

E. Double barrier structures

A series of works (Elsen *et al.*, 2007; Muneta *et al.*, 2012; Ohno *et al.*, 1998; Tran *et al.*, 2009) were devoted to tunneling phenomena in double barrier MBE-grown (Ga,Mn)As/AlAs/GaAs/AlAs/p-GaAs:Be structures deposited onto p⁺-GaAs:Be substrates. To minimize effects of inter-diffusion, few nm-thick GaAs separators were additionally inserted between AlAs barriers and the p-type electrodes. Except for the top (Ga,Mn)As electrode, all layers were deposited at high temperatures ($T_g \gtrsim 600^\circ\text{C}$). As shown in Fig. 28, sharp peaks in the dynamic conductance dI/dV as a function of bias voltage V were observed (Ohno *et al.*, 1998). These and related results (Elsen *et al.*, 2007; Muneta *et al.*, 2012; Tran *et al.*, 2009) led to a number of conclusions. In particular, the appearance of resonances for both polarities of bias voltage and the magnitudes of their relative distances demonstrated the presence of resonant tunneling *via* quantized hole subbands in the GaAs quantum well (Elsen *et al.*, 2007; Ohno *et al.*, 1998). Second, the absence at positive bias of resonances corresponding to the hole ground state subbands in GaAs quantum well (HH1 and LH1) indicated, in accord with the TMR results discussed in the previous subsection (Sec. V.D), that the Fermi level of (Ga,Mn)As resides about 0.1 eV above the valence band top of GaAs (Elsen *et al.*, 2007). Finally, up to 5 times larger distances between resonances if holes were injected from (Ga,Mn)As (positive bias) than in the case when (Ga,Mn)As was a collecting electrode (negative bias) pointed to an asymmetry in the structure layout (Elsen *et al.*, 2007; Muneta *et al.*, 2012; Ohno *et al.*, 1998). This asymmetry was linked to a much lower value of the hole concentration ($p \simeq 10^{18} \text{ cm}^{-3}$) and, thus, longer depletion length in GaAs:Be comparing to (Ga,Mn)As, leading to a rather different effective barrier width on the collector side for the two polarities (Elsen *et al.*, 2007), as shown in Fig. 28.

In these devices three magnetic signatures were observed. First, a spontaneous and temperature dependent splitting of two peaks was revealed when holes were injected from (Ga,Mn)As, the effect visible in Fig. 28 (Ohno *et al.*, 1998). The temperature dependence of the splitting showed a Brillouin-type behavior with $T_C \simeq 70 \text{ K}$. Second, for the same bias, the magnitudes of resonance peaks were found dependent on magnetization orientation – they were reduced by about 10% when magnetization was turned from the easy axis [100] to the hard [001] direction (Elsen *et al.*, 2007). The effect was examined quantitatively (Elsen *et al.*, 2007) within the p - d Zener model exposed in Sec. IX and the outcome is shown in Sec. X.F. Third, it was demonstrated that aforementioned magnetization rotation resulted in a shift of resonance positions for negative bias, the effect assigned to a decrease of the work function when magnetization was moved away from the easy direction (Tran *et al.*, 2009). Magnetic effects, were also detected by in structures containing on its top an additional AlAs barrier

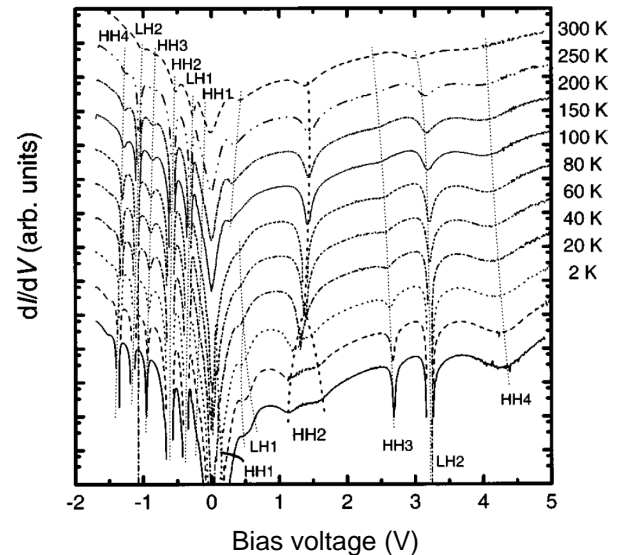


FIG. 28 Dynamic conductance dI/dV at various temperatures for a resonant tunneling diode containing a GaAs quantum well and a (Ga,Mn)As electrode. From Ohno *et al.*, 1998.

and a (Ga,Mn)As layer (Muneta *et al.*, 2012). Here, a change of series resistance associated with parallel and antiparallel arrangement of (Ga,Mn)As magnetizations led to a shift of resonance positions. These and related experiments demonstrate, therefore, how to gate electric current by manipulating with magnetization.

Double barrier structures deposited at low temperatures ($T_g \simeq 230^\circ\text{C}$), in which the bottom GaAs:Be layer was replaced by (Ga,Mn)As, showed significantly different properties (Mattana *et al.*, 2003). In particular, the absence of resonances and the magnitude of TMR (about 40%) demonstrated that rather than resonant, sequential tunneling accounted for hole transport, the effect pointing out to a shortening of the phase coherence time below the dwell time in GaAs wells grown by LT-MBE (Mattana *et al.*, 2003). Even lower values of TMR (below 2%) were found in similar structures containing (In,Ga)As wells (Ohya *et al.*, 2005), indicating that spin relaxation time became shorter than the dwell time in this case.

In another type of investigated structures, the GaAs quantum well in the original design (Fig. 28) was replaced by a (Ga,Mn)As layer of various thicknesses up to 20 nm grown by LT-MBE (Ohya *et al.*, 2007a, 2010a). In these devices, a resonance in dI/dV was observed at $V \simeq -0.1 \text{ V}$, accompanied by one or two satellite features visible in d^2I/dV^2 at $V < 0$. A slight shift of the resultant oscillatory pattern was resolved on going from parallel to antiparallel magnetization orientation of the two (Ga,Mn)As layers, leading to a TMR-like behavior with a relative change of current for parallel and antiparallel magnetization orientations reaching 40%. It was demonstrated that the position and the magnitude of these os-

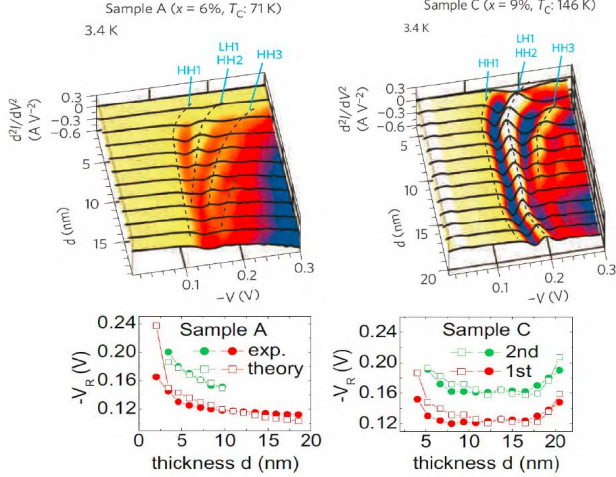


FIG. 29 Current-voltage characteristics in tunnel structures containing $\text{Ga}_{1-x}\text{Mn}_x$ wells. Upper panel: experimental data on d^2I/dV^2 for two tunneling structures containing $\text{Ga}_{1-x}\text{Mn}_x$ wells of different thickness d obtained by consecutive etching, and for which values of the area resistance product $AR(d)$ were available. Dashed lines present positions V_R of the features in d^2I/dV^2 , calculated with four adjustable parameters, assuming resonant tunneling *via* quantized hole states in $(\text{Ga,Mn})\text{As}$ wells (from Ohya *et al.*, 2011a,b). Lower panel: calculated positions of the features from $V_R(d) = V_R(d) = V_R(d_m)RA(d)/RA(d_m)$, where d_m is an intermediate thickness (from Dietl and Sztenkiel, 2011).

cillations in dI/dV and TMR *vs.* V can be efficiently controlled by a third electrode biasing the $(\text{Ga,Mn})\text{As}$ quantum well (Ohya *et al.*, 2010b), a valuable step towards development of a spin transistor. A similar oscillatory behavior of d^2I/dV^2 at $V < 0$ was also detected in simpler structures, in which the top barrier and the $(\text{Ga,Mn})\text{As}$ electrode were replaced by an Au film deposited directly onto the lower $(\text{Ga,Mn})\text{As}$ layer, resulting in the layout $\text{Au}/(\text{Ga,Mn})\text{As}/\text{AlAs}/\text{p-GaAs:Be}$, where the $(\text{Ga,Mn})\text{As}$ layer exhibited T_C up to 154 K (Ohya *et al.*, 2011b). Corresponding results were also obtained for structures in which $(\text{Ga,Mn})\text{As}$ was replaced by $(\text{Ga,In,Mn})\text{As}$ (T_C up to 135 K) or $(\text{In,Mn})\text{As}$ ($T_C \simeq 47$ K) and p-GaAs:Be by p-(Ga,In)As:Be , employing p-InP substrates in this case (Ohya *et al.*, 2012).

These comprehensive investigations showed consistently that the oscillatory pattern in d^2I/dV^2 : (i) appeared for $V < 0$; (ii) tended to spread and move towards higher voltages $|V|$ when the thickness of the bottom $(\text{Ga,Mn})\text{As}$ layer decreased, as shown in Fig. 29; (iii) did not reveal any temperature-dependent splitting of quantized hole states.

In order to interpret these findings it was suggested in these works that: (i) the oscillations in d^2I/dV^2 witness resonant tunneling *via* quantized subbands in the rel-

evant $(\text{Ga,In,Mn})\text{As}$ quantum well embedded by AlAs-rich barriers (or AlAs and the Schottky barrier underneath the Au film); (ii) particular features correspond to subsequent hole subbands starting from the ground state HH1 level, the assumption allowing to describe (with four adjustable parameters) the position and evolution of the features with the layer thickness; (iii) since a negative voltage has to be applied to reach the ground state subband in $(\text{Ga,In,Mn})\text{As}$, the hole Fermi level is pinned by an impurity band located about 50 meV above the valence band top, implying that up to 10^{21} cm^{-3} holes reside in a narrow band separated from the valence band in both $(\text{Ga,Mn})\text{As}$ and $(\text{In,Mn})\text{As}$; (iv) the valence band states are entirely imminent to the presence of Mn ions, which results in the lack of exchange splitting and high coherency of quantized states even for a 20 nm thick $(\text{Ga,Mn})\text{As}$ quantum well.

However, the above model was found questionable (Dietl and Sztenkiel, 2011), particularly taking into account previous results on tunneling in $(\text{Ga,Mn})\text{As}$ (Richardella *et al.*, 2010) as well as in double well structures involving $(\text{Ga,Mn})\text{As}$ layers (Elsen *et al.*, 2007; Mattana *et al.*, 2003; Ohno *et al.*, 1998; Tran *et al.*, 2009). It was suggested (Dietl and Sztenkiel, 2011) that the findings can be interpreted by assigning the features in d^2I/dV^2 at $T \ll T_C$ to sequential hole tunneling transitions from quantized hole subbands in the accumulation layer of GaAs:Be to continuum of states determined by quenched disorder in $(\text{Ga,Mn})\text{As}$, followed by transitions to the top electrode. The features originating from quantum states in GaAs:Be can be resolved in this case since competing resonances associated with the quantum states in the well are washed out by disorder in $(\text{Ga,Mn})\text{As}$. They appear at $V_R < 0$, where $|eV_R|$ scales with the Mn concentration dependent valence band offset between $(\text{Ga,Mn})\text{As}$ and GaAs . This new interpretation, contradicting the presence of an impurity band, is consistent with: (i) the failure to observe the genuine impurity band directly by tunneling spectroscopy; (ii) the absence of resonant tunneling when the well consisted of disordered GaAs grown by LT-MBE (Mattana *et al.*, 2003); (iii) the presence of the features only for $V < 0$, in contrast to the case of GaAs well grown by HT-MBE, where resonances appeared for both bias polarities, as expected for resonant tunneling (Elsen *et al.*, 2007; Ohno *et al.*, 1998); (iv) the non-occurrence of corresponding features when GaAs:Be was replaced by $(\text{Ga,Mn})\text{As}$ (Mattana *et al.*, 2003); (v) the evolution of the feature positions with the device resistance (showing correlation with the thickness of $(\text{Ga,Mn})\text{As}$ layers, see Fig. 29); (vi) the presence of TMR-like behavior but at the same time the lack of spin splitting of electronic states giving rise to the tunneling features (the splitting of the features is at least two orders of magnitude smaller than exchange splitting of states in any known uniform magnetic semiconductors with a corresponding magnitude of magnetization); (vii) the similarity of the results for wells of ferromagnetic $(\text{Ga,Mn})\text{As}$ grown on $\text{AlAs}/\text{GaAs:Be}$, and $(\text{In}_{0.53}\text{Ga}_{0.47},\text{Mn})\text{As}$ and

(In,Mn)As grown on AlAs/In_{0.53}Ga_{0.47}As:Be.

In related structures (Ga,Mn)As/ AlAs/(Ga,Mn)As/ (Al,Ga)As/ GaAs:Be, where the AlAs and (Al,Ga)As barriers were 1.5 and 100 nm thick, respectively, negative dynamic resistivity features with various degree of sharpness were seen in the $I(V)$ dependence in a number of tested devices (Likovich *et al.*, 2009). These features underwent a shift to higher values of bias V for antiparallel magnetization orientations, which resulted, in the most prominent case, in a TMR-like signal as large as 30%.

F. Read-write devices

Figure 30 highlights layout and operation principle of (Ga,Mn)As-based magnetic memory cells, in which AMR-related phenomena allowed for bit reading, whereas either an external magnetic field or spin-polarized electric current served to bit writing.

VI. INTERLAYER COUPLING, FERROMAGNETIC PROXIMITY EFFECT, AND EXCHANGE BIAS

A. Interlayer coupling

Low-temperature magnetotransport studies of (Ga,Mn)As/(Al_yGa_{1-y}As)/(Ga,Mn)As trilayer structures revealed ferromagnetic coupling between (Ga,Mn)As layers, whose strength decayed with temperature and Al content, $0.14 \leq y \leq 1$, in the 2.8 nm thick Al_yGa_{1-y}As spacer (Chiba *et al.*, 2000). A ferromagnetic interlayer interaction was also found by neutron investigations of (Ga,Mn)As/GaAs superlattices (Chung *et al.*, 2010; Kępa *et al.*, 2001; Sadowski *et al.*, 2002) for the whole explored range of GaAs thicknesses, $0.7 \leq d \leq 7$ nm (Chung *et al.*, 2010; Kępa *et al.*, 2001; Sadowski *et al.*, 2002). However, for GaAs:Be spacers with hole density of $1.2 \times 10^{20} \text{ cm}^{-3}$, the coupling was still ferromagnetic for $d = 1.2$ and 2.3 nm but became antiferromagnetic when increasing d to 3.5 and 7.1 nm (Chung *et al.*, 2010). Since ferromagnetism is spatially inhomogeneous in (Ga,Mn)As, a long range dipole-dipole coupling can account for this observation (Kakazei *et al.*, 2005).

In the case of MnAs/p-GaAs/(Ga,Mn)As, a ferromagnetic coupling was found, whose strength monotonically decayed with the thickness of the p-GaAs layer in the studied range $1 \leq d \leq 5$ nm (Wilson *et al.*, 2010).

Theoretical modeling of interlayer coupling is discussed in Sec. X.B.

B. Ferromagnetic proximity effect

The Fe and Mn L_{2,3} XMCD spectra recorded at room temperature for Fe/(Ga,Mn)As heterostructures demonstrated the presence of Mn spin ordering antiparallel to Fe spins extending 2 nm (Maccherozzi *et al.*, 2008) or

0.7 nm (Olejnik *et al.*, 2010) into (Ga,Mn)As. The uncovered character of the ferromagnetic proximity effect was reproduced by DFT computations (Maccherozzi *et al.*, 2008). Interestingly, if the thickness of (Ga,Mn)As was reduced down to 5 nm, the ferromagnetic proximity effect allowed to shift up by 35 K the temperature range in which both spontaneous magnetization and spin injection to n-GaAs through a Fe/(Ga,Mn)As/n-GaAs Esaki diode could be detected (Song *et al.*, 2011). These robust spin selective contacts made it possible to probe electrically the spin Hall effect in n-GaAs (Ehlert *et al.*, 2012).

C. Exchange bias

As mentioned above, the coupling of Mn ions in (Ga,Mn)As to an Fe overlayer is antiferromagnetic. Accordingly, below T_C of (Ga,Mn)As, its magnetic properties can be described in terms of exchange bias, leading to enlarged coercivity and a history dependent shift of the hysteresis loop center away from the zero magnetic field. Such phenomena were noted for MnAs/(Ga,Mn)As (Wilson *et al.*, 2010; Zhu *et al.*, 2007) and Fe/(Ga,Mn)As (Olejnik *et al.*, 2010), and interpreted by the exchange spring model (Wilson *et al.*, 2010). Magnetization processes related to exchange bias were found and examined for MnO/(Ga,Mn)As heterostructures, in which Néel and Curie temperatures were comparable (Eid *et al.*, 2004; Ge *et al.*, 2007). Similarly, MnO and MnTe exchange-biased (Ge,Mn)Te (Lim *et al.*, 2012). Furthermore, nanocrystalline precipitates of ferromagnetic MnAs in (Ga,Mn)As (Wang *et al.*, 2006) and of antiferromagnetic MnTe in (Ge,Mn)Te (Lechner *et al.*, 2010) resulted in an enhancement of the coercivity field.

VII. ELECTRONIC STATES

A. Vonsovsky's model and Mott-Hubbard localization

Experimental results discussed in the subsequent subsections (Secs. VII.B.1-2) indicate that magnetic moments of Mn in DFSs are localized, not itinerant. According to the Vonsovsky model (Vonsovsky, 1946), the relevant electron states can then be divided into two categories (Dietl, 1981): (i) localized magnetic d -like levels described by the Anderson impurity model (Anderson, 1961) or its derivatives (Parmenter, 1973); (ii) effective-mass band states that can be treated within tight binding or kp methods (Luttinger and Kohn, 1955), employed commonly for quantitative simulations of functionalities specific to semiconductors, their alloys and quantum structures. Importantly, pertinent properties of holes, for instance valence band lineups in semiconductor heterostructures, result from hybridization between anion p orbitals and cation d orbitals (Wei and Zunger, 1987). In the case of open d shells, this hybridization leads additionally to a strong p - d exchange interaction (Bhattacharjee *et al.*, 1983; Dietl, 1981) accounting for




FIG. 30 Memory cells working at 4.2 K involving three (a), two (b), and four (c) 200 nm wide and few μm long (Ga,Mn)As nanobars forming a junction and contacted to current leads (from Figielski *et al.*, 2007, Pappert *et al.*, 2007, and Mark *et al.*, 2011, respectively). Due to strain relaxation magnetization is aligned along the nanobar long axes but its orientation in particular bars can be preselected by applying and removing an external magnetic field of an appropriate in-plane direction [bit writing in (a,b) and memory cell initiation in (c)]. Owing to the AMR effect associated with a domain wall in the junction [enhanced by carrier depletion in (b)], the value of two terminal resistance can tell relative magnetization directions in particular bars [bit reading in (a,b)]. In (c), magnetization direction along one of two cubic axes in the central disk (of diameter 650 nm) can be preselected by a current pulse along the pair of wires that are spin-polarized in the required direction [bit writing in (c)]. Tunneling resistance of the Au/ AlO_x /(Ga,Mn)As MTJ deposited over the central disk depends on magnetization orientation in the disk [bit reading in (c)].

outstanding spintronic properties of DFSs. There exists also an $s-d$ exchange interaction in DMSs but because of its relatively small magnitude, the corresponding T_C values were found to be below 1 K (Andrearczyk *et al.*, 2001; Dietl *et al.*, 1997).

In the next two sections (Secs. VIII and IX.A), Vonsovskii's electronic structure is employed to describe spin-spin exchange interactions within the superexchange and $p-d$ Zener models. This is followed (Sec. X) by discussing the applicability of this approach to a quantitative description of spintronic functionalities of DFSs. We note in passing that since implementations of density functional theories within local density approximations (LDA) cannot handle adequately the physics of the Vonsovsky model, particularly the Mott-Hubbard localization, other *ab initio* approaches are being developed for DFSs, for instance, incorporating into the LDA hybrid functionals (Stroppa and Kresse, 2009) or the dynamic mean-field approximation (Di Marco *et al.*, 2013).

B. Mn localized magnetic moments

1. Magnetic resonances

In the case of III-V and also III-VI compounds as well as group IV semiconductors, Mn ions introduce both spins and holes. According to electron paramagnetic studies in the impurity limit $x \lesssim 10^{-3}$, the Landé factor of neutral Mn acceptors (Mn^{3+}) in GaAs:Mn is $g = 2.77$ (Schneider *et al.*, 1987; Szczytko *et al.*, 1999), the value consistent with a moderate binding energy $E_I = 110$ meV (see, Fig. 8) and an antiferromagnetic character of $p-d$ exchange coupling between the hole spin $J = 3/2$ and the Mn^{2+} center in a high spin $S = 5/2$ state (Schneider *et al.*, 1987). Spin resonance in GaP:Mn (Kreissl *et al.*, 1996) as well as Mn-related optical spectra in GaN:Mn (Bonanni *et al.*, 2011; Wołoś and Kamińska, 2008), were

successfully described in terms of the group theory for Ga-substitutional localized Mn^{3+} centers corresponding to $S = 2$. Magnetization studies suggest that this spin state of Mn ions persists up to at least $x = 0.1$ (Kunert *et al.*, 2012).

In contrast, in GaN:Mn samples containing compensating donor impurities, the character of hyperfine splitting and $g = 2.01 \pm 0.05$ (Bonanni *et al.*, 2011; Graf *et al.*, 2003a; Wołoś and Kamińska, 2008) demonstrated the presence of Mn^{2+} ions ($S = 5/2, L = 0$). Similar spectra were found on increasing Mn concentrations in (Ga,Mn)As (Fedorych *et al.*, 2002; Szczytko *et al.*, 1999) and (In,Mn)As (Szczytko *et al.*, 2001). In the case of arsenides, however, the presence of Mn^{2+} spectra indicates detaching of holes from individual negatively charged Mn^{2+} acceptors at $x \gtrsim 0.001$ rather than compensation by donors.

For still higher Mn concentrations ($x \gtrsim 0.02$), extensive ferromagnetic resonance studies, carried out for (In,Mn)As (Liu *et al.*, 2005), (Ga,Mn)As (Khazen *et al.*, 2008; Liu and Furdyna, 2006), and (Ga,Mn)P (Bihler *et al.*, 2007), pointed to the Landé factor $g = 1.93 \pm 0.5$ at low temperature. A slight deviation from the value $g = 2.00$ expected for Mn^{2+} , suggests an admixture of orbital momentum, brought presumably about by spin polarized holes present in these DFSs below T_C . The value $S = 5/2$ was also evaluated from the neutron scattering length in (Ga,Mn)As (Kepa *et al.*, 2001). In contrast, according to extensive magnetization measurements (Kunert *et al.*, 2012; Sawicki *et al.*, 2012), trivalent Mn^{3+} configuration dominates up to at least $x = 0.1$ in $\text{Ga}_{1-x}\text{Mn}_x\text{N}$. This finding is consistent with a large ionization energy of Mn acceptors in GaN (see, Fig. 8), leading to strong localization of holes on individual Mn ions even at high Mn content x .

In the case of II-VI (Dietl, 1994; Furdyna and Kossut, 1988) and IV-VI DMSs (Bauer *et al.*, 1992), Mn ions sub-

stitute divalent cations and assume Mn^{2+} charge states characterized by a high spin and vanishing orbital momentum ($S = 5/2, L = 0$). This spin state was confirmed by ferromagnetic resonance studies on ferroelectric and ferromagnetic (Ge,Mn)Te (Dziawa *et al.*, 2008).

2. High energy spectroscopy

It is worth recalling that ultraviolet and soft x-ray methods probe usually film regions adjacent to the surface, so that an adequate surface preparation is of paramount importance. With this reservation, we note that the picture presented above, namely that in all Mn-based DFSs but (Ga,Mn)N, Mn assumes single valent $2+$, $S = 5/2$ configuration, was strongly supported by photoemission and x-ray spectroscopy. In particular, Mn ions in both (In,Mn)As (Okabayashi *et al.*, 2002) and (Ga,Mn)As were found in a single valence state characterized by the Mn d electron count $n_d = 5.3 \pm 0.1$ (Okabayashi *et al.*, 1999). A measurable enhancement over $n_d = 5$ can be interpreted as the presence of p - d hybridization leading to a non-zero occupancy of the d^6 Mn level by quantum hopping from As valence states.

Similarly, XMCD studies at the Mn L -edge corroborated the $2+$ and $S = 5/2$ configuration of Mn ions in ferromagnetic (In,Mn)As (Chiu *et al.*, 2005; Zhou *et al.*, 2012), (Ga,Mn)As (Edmonds *et al.*, 2006; Wu *et al.*, 2005), and (Ga,Mn)P (Stone *et al.*, 2006). Furthermore, a shift of orbital momentum from Mn to As with increasing x was found in (Ga,Mn)As (Wadley *et al.*, 2010).

In the case of (Ga,Mn)N, XMCD data at the Mn K - (Sarigiannidou *et al.*, 2006) and L -edge (Freeman *et al.*, 2007) confirmed the $3+$ and $S = 2$ state of Mn in ferromagnetic (Ga,Mn)N. It was found, however, that surface donor defects turned adjacent Mn ions into divalent Mn^{2+} states (Freeman *et al.*, 2007), visualized also by photoemission studies (Hwang *et al.*, 2005). Coexistence of Mn^{2+} and Mn^{3+} was also observed in x-ray absorption spectroscopy (XAS) (Sonoda *et al.*, 2006). In contrast, in uncompensated samples of (Ga,Mn)N both x-ray absorption near-edge structure (XANES) (Bonanni *et al.*, 2011) and x-ray emission spectroscopy (XES) (Devillers *et al.*, 2012) pointed to $3+$ charge state of Mn in GaN.

C. Anderson-Mott localization of carriers

As already mentioned in Sec. III.A, interplay between hole localization and hole-mediated ferromagnetism is arguably the most characteristic feature of DFSs. In particular, p - d hybridization that accounts for exchange coupling between localized spins and itinerant holes, shifts at the same time the metal-insulator transition (MIT) to higher hole concentrations.

It is worth noting that current *ab initio* methods designed to handle disorder, such as the coherent potential approximation, are *not* capturing the physics of

the Anderson-Mott localization. There are preliminary quantum Monte Carlo approaches aiming at elaborating computational schemes that might provide quantitative information in the regime of quantum localization in many body interacting systems (Fleury and Waintal, 2008). Nevertheless, for the time being it is safe to argue that the current theory of the Anderson-Mott MIT does *not* offer quantitative predictions on: (i) the magnitude of the critical hole concentration p_c corresponding to the MIT; (ii) the absolute value of conductivities σ_{ij} , and (iii) the nature of excitations at high energies $\omega \gtrsim 1/\tau$. Empirically, some of these excitations exhibit single impurity characteristics, even on the metallic side of the MIT. This duality of behaviors is described phenomenologically within the so-called two-fluid model of electronic states (Paalanen and Bhatt, 1991), the approach exploited extensively to understand DMSs (Dietl, 2008b; Dietl *et al.*, 2000), and now acquiring some theoretical support (Terletska and Dobrosavljević, 2011).

However, the current theory does provide quantitative and experimentally testable information on the values of critical exponents as well as on the dependence of $\sigma_{ij}(p)$ on dimensionality, frequency, temperature, magnetic field, spin scattering, and spin splitting in the metallic regime $k_F \ell > 1$, where ℓ is the microscopic mean free path (Altshuler and Aronov, 1985; Belitz and Kirkpatrick, 1994; Dietl, 2008b; Lee and Ramakrishnan, 1985). The appearance of these specific dependences, known as quantum corrections to conductivity, heralds the failure of Drude-Boltzmann-like approaches in capturing the physics accounting for the magnitudes of $\sigma_{ij}(p)$. Importantly, a quantitative study of the quantum corrections can provide information on the thermodynamic density of states (DOS) $\rho_F = \partial p / \partial \epsilon_F$, which does not show any critical behavior across the MIT and assumes a value specific to the relevant carrier band (Altshuler and Aronov, 1985; Belitz and Kirkpatrick, 1994; Lee and Ramakrishnan, 1985). According to the same theory, with an accuracy of typically better than 20% (corresponding to a magnitude of the relevant Landau parameter of the Fermi liquid), the corresponding effective mass is equal to m^* for low energy intraband charge excitations, provided by, *e. g.*, cyclotron resonance studies.

In the region $k_F \ell < 1$, corresponding usually to $p \lesssim p_c$, renormalization group equations (Belitz and Kirkpatrick, 1994; Finkelstein, 1990; Lee and Ramakrishnan, 1985) can serve to assess the evolution of relevant characteristics, such as localization radius, dielectric constant, and one-particle DOS, with $p_c - p$. This DOS shows a Coulomb gap at the Fermi level on the insulator side of the MIT, $p < p_c$, which evolves into a Coulomb anomaly at $p > p_c$. The theory shows that in the weakly localized regime, the localization length ξ is much longer than the effective Bohr radius a_B of a single acceptor, so that band characteristics are preserved at distances smaller than ξ . Furthermore, because of large screening by weakly localized carriers, there are few, if any, bound

states associated with individual acceptors.

In the case of low dimensional systems (2D and 1D) a cross-over from the weakly to strongly localized regime, rather than the MIT, occurs at $k_F \ell \approx 1$. The absence of metallic regime means that, in principle, localization phenomena are relevant at any hole density.

D. Where do holes reside in DFSs?

As discussed in Sec. III.A, the Fermi level is pinned by the deep Mn acceptor impurity band in (Ga,Mn)N, where charge transport might proceed only *via* phonon-assisted hopping. A broadly disputed question (Samarth, 2012; Wang *et al.*, 2013) then arises, where do reside delocalized or weakly localized holes mediating ferromagnetic coupling in (Ga,Mn)As and related systems?

1. Photoemission

In addition to quantitative information on the *d* electron count (presented above) and *p-d* hybridization (discussed in Sec. VII.E), photoemission studies allow examining a shift of the Fermi level and modifications to the band structure introduced by Mn ions. In Fig. 31 the contribution of Mn 3*d* states to valence band DOS, obtained by angle integrated photoemission at various resonant excitation energies, are presented for (Ga,Mn)As containing above 5% of Mn. Corresponding findings are also shown for (In,Mn)As and (Cd,Mn)Te.

Several important conclusions emerge from these as well as from more recent spectra (Kobayashi *et al.*, 2013). First, a general agreement between the (Ga,Mn)As data obtained for different energies of exciting photons (and, thus, absorption length) indicates that these results are not substantially affected by surface effects. Second, there is a considerable similarity between findings for (Ga,Mn)As, (In,Mn)As, and (Cd,Mn)Te: a center of gravity of the 3*d*-state contribution is at 4 eV below the Fermi level, and an additional local maximum appears deeper in the valence band. This indicates that the physics of *p-d* hybridization is similar in these systems. Third, the DOS magnitude decays to zero through a knee or a weak maximum at 0.2-0.4 eV on approaching the Fermi energy with no trace of an impurity band above the top of the valence band. Since the Mn concentration is low (2-10%) in DFSs and the main weight of Mn *d* states is well below ϵ_F , the *d* states do not accommodate holes, and their contribution to the hole wave function is below 1%.³

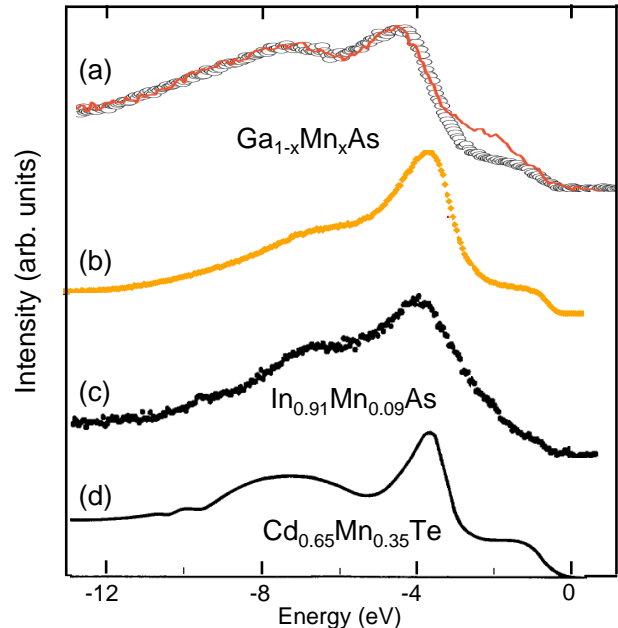


FIG. 31 (Color online) Partial DOS below the Fermi energy (taken as a reference) brought about by Mn 3*d* states, as obtained from photoemission studies at room temperature on various DMSs and employing differing experimental methods: (a) as-grown $\text{Ga}_{0.931}\text{Mn}_{0.069}\text{As}$ (thin line, Okabayashi *et al.*, 1999) and annealed $\text{Ga}_{1-x}\text{Mn}_x\text{As}$ with $T_C = 160$ K (points, Rader *et al.*, 2009); (b) $\text{Ga}_{0.94}\text{Mn}_{0.06}\text{As}$ (Di Marco *et al.*, 2013); (c) $\text{In}_{0.91}\text{Mn}_{0.09}\text{As}$ (Okabayashi *et al.*, 2002); (d) $\text{Cd}_{0.65}\text{Mn}_{0.35}\text{Te}$ (Ley *et al.*, 1987). The data in (a,b,d) were obtained as a difference between on-resonant [(a) and (d) $h\nu = 50$ eV (M-line); (b) $h\nu = 641$ eV (L-line)] and off-resonant spectra; in (c) a difference between spectra for $\text{In}_{0.91}\text{Mn}_{0.09}\text{As}$ and InAs at 70 eV is shown.

Another important finding of photoemission works was the demonstration that the *total* DOS tends to zero at ϵ_F in (Ga,Mn)As (Okabayashi *et al.*, 1999) despite high values of hole concentrations. This reconfirmed the presence of a Coulomb anomaly at the Fermi level in this system, of the half-width 0.1-0.2 eV, as discussed in the subsections above and below (Secs. VII.C and VII.D.2, respectively). This conclusion was supported by angle-resolved photoemission studies on (In,Mn)As (Okabayashi *et al.*, 2002) and (Ga,Mn)As (Gray *et al.*, 2012; Kobayashi *et al.*, 2013), which revealed a characteristic depression in DOS on approaching the Γ point.

³ In one photoemission work a dispersion-less impurity-like band was detected above the valence band top in (Ga,Mn)As (Okabayashi *et al.*, 2001). This observation was not confirmed by subsequent studies by the same group (Kobayashi *et al.*, 2013; Rader *et al.*, 2004) and others (Di Marco *et al.*, 2013; Gray *et al.*,

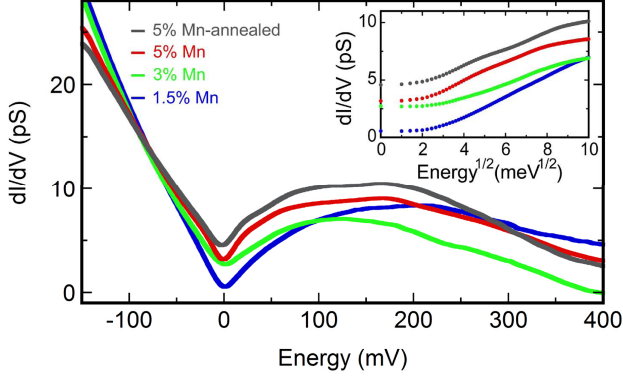


FIG. 32 (Color online) The spatially averaged differential conductance for $\text{Ga}_{1-x}\text{Mn}_x\text{As}$ with various Mn concentrations x obtained by scanning tunneling microscopy. The inset shows the same data as the main panel, with the square root of the voltage on the horizontal axis, the dependence expected theoretically. From Richardella *et al.*, 2010.

2. Hole effective mass in III-V DMSs

Cyclotron resonance measurements on ferromagnetic $(\text{In},\text{Mn})\text{Sb}$ and $(\text{In},\text{Mn})\text{As}$ ($x = 0.02$) in high magnetic field ($B > 100$ T) was explained by Landau level positions calculated from the eight-band kp model for InSb and InAs , respectively, indicating that the itinerant holes reside in the valence band of the host semiconductor (Matsuda *et al.*, 2011).

No detection of cyclotron resonance has been reported for $(\text{Ga},\text{Mn})\text{As}$, where holes are at the localization boundary, so that Landau level broadening \hbar/τ precludes the observation of cyclotron resonance. The proximity to the Anderson-Mott type of the MIT was well documented in $(\text{Ga},\text{Mn})\text{As}$ by the appearance of a zero-bias anomaly in tunneling $I(V)$ characteristics (Chun *et al.*, 2002; Pappert *et al.*, 2006; Richardella *et al.*, 2010). As shown in Fig. 32, the DOS minimum at ϵ_F , at least in the region adjacent to the surface, fills up rather slowly on enlarging the Mn concentration and, thus, the hole density beyond p_c of $(\text{Ga},\text{Mn})\text{As}$.

This finding can be explained by noting that according to multiband kp (Dietl *et al.*, 2001b; Śliwa and Dietl, 2011) and multiorbital tight binding computations for $(\text{Ga},\text{Mn})\text{As}$ (Werpachowska and Dietl, 2010b), the effective mass of holes at ϵ_F increases by a factor of 2 when the hole concentration p changes from 10^{19} to 10^{21} cm^{-3} . A correspondingly slow growth of $k_F l \propto 1/m^*2$ with hole density makes that the region dominated by localization effects extends far beyond the immediate vicinity to the MIT in this compound.

Scanning probe tunneling spectroscopy provided maps of local DOS (LDOS) in $(\text{Ga},\text{Mn})\text{As}$ with various Mn concentrations x (Richardella *et al.*, 2010). A log-normal distribution of LDOS was found even in the limit of weak

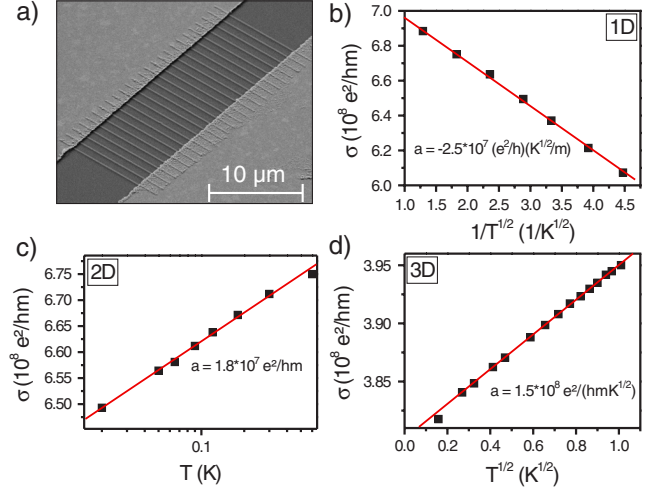


FIG. 33 (Color online) Low-temperature conductivity in $(\text{Ga},\text{Mn})\text{As}$ samples of various dimensionality: (a,b) collection of *quasi*-1D wires connected in parallel; (c,d) *quasi*-2D and -3D Hall bars, respectively. The character (solid lines) and magnitudes (slopes a) of the observed temperature dependence are expected theoretically for disorder-modified hole-hole interactions in $(\text{Ga},\text{Mn})\text{As}$ valence band. From Neumaier *et al.*, 2009.

localization (Richardella *et al.*, 2010), corroborating that quantum interference, rather than trapping by individual impurities, accounts for hole localization in $(\text{Ga},\text{Mn})\text{As}$ in the Mn concentration range relevant for ferromagnetism (Dietl, 2008b; Dietl *et al.*, 2000).

Another manifestation of Anderson-Mott localization in $(\text{Ga},\text{Mn})\text{As}$ is a large magnitude of quantum corrections to conductivity that can be diminished by a magnetic field, temperature, and frequency (Matsukura *et al.*, 2004). Figure 33 shows $\sigma(T)$ below 1 K in ferromagnetic $(\text{Ga},\text{Mn})\text{As}$ samples of various dimensionality (Neumaier *et al.*, 2009). Taking into account effects of disorder-modified hole-hole interactions, the magnitudes of slopes a in the dependence $\sigma(T)$ provide information on the thermodynamic DOS $\rho(\epsilon_F)$ in the 1D and 3D cases (Altshuler and Aronov, 1985; Lee and Ramakrishnan, 1985). According to the quantitative analysis (Dietl, 2008b; Neumaier *et al.*, 2009; Śliwa and Dietl, 2011), the values of a indicate that the effective mass of holes at the Fermi level in $(\text{Ga},\text{Mn})\text{As}$ differs by less than by a factor of 2 comparing to that of the disorder-free GaAs valence band.

Since the external magnetic field has no effect on $\sigma(T)$ (Neumaier *et al.*, 2008), the single-particle Anderson localization term, destroyed presumably by a demagnetizing field, does *not* contribute to the observed temperature dependence of conductivity in this ferromagnetic

semiconductor.⁴

The existence of sizable quantum localization effects indicates that the real part of intraband optical conductivity, $\sigma_1(\omega)$, in addition to a dispersion expected within the Drude theory for a GaAs-type complex valence band (Hankiewicz *et al.*, 2004; Sinova *et al.*, 2002), should show a significant drop with decreasing ω down to $\hbar\omega \approx k_B T$. The low energy gaps in DOS and conductivity not only share the same physical origin but involve the same energy scale and dispersion at low energies. Quantitative formulae describing the disappearance of quantum localization contributions to σ with ω are theoretically known for a metallic case and low-energy excitations in a simple band, *i. e.*, for $\omega \lesssim 1/\tau \lesssim \epsilon_F$ (Altshuler and Aronov, 1985; Lee and Ramakrishnan, 1985), where \hbar/τ is of the order of 0.1 eV in ferromagnetic $\text{Ga}_{1-x}\text{Mn}_x\text{As}$. Actually, interplay between Anderson-Mott effects and a Drude-like decay of intra-band conductance at high frequencies leads to a maximum in $\sigma(\omega)$, found at $\omega_m \sim 0.2$ eV in (Ga,Mn)As (Burch *et al.*, 2008). Unfortunately, any detailed interpretation (Burch *et al.*, 2008; Jungwirth *et al.*, 2007; Kojima *et al.*, 2007) of ω_m and its shift with x or T is rather inconclusive as *no* theory for $\sigma(\omega)$ is available in this cross-over regime, particularly for the complex valence band and in the presence of spin-disorder scattering. However, a comparison of $\sigma(\omega)$ across the MIT in (Ga,Be)As and (Ga,Mn)As (Chapler *et al.*, 2011) provides a strong confirmation of the aforementioned persistence of localization effects even for $p \gg p_c$ in (Ga,Mn)As as well as demonstrates a similarity in the DOS and conductivity gaps in this DFS.

In contrast to $\sigma_1(\omega)$, an integral of $\sigma_1(\omega)$ over ω depends uniquely on the ratio of the hole density p and a combination of the heavy and light hole masses, m_{op} , for any strength of disorder according to the optical conductivity sum rule for intraband excitations (Sinova *et al.*, 2002). Figure 34 presents a comparison of $\sigma_1(\omega)$ and $\Delta N = \Delta p^{2\text{D}}/m_{\text{op}}$ for (Ga,Be)As and (Ga,Mn)As determined at room temperature as a function of the gate voltage V_{eff} that changes the hole concentration. The values of ΔN were obtained by the integration of $\sigma_1(\omega)$ up to a finite value ω_c . A similar magnitudes of ΔN in both systems together with the evaluated value $m_{\text{op}} \lesssim 0.42m_0$ (Chapler *et al.*, 2012) confirmed that the hole band of (Ga,Mn)As retains basic characteristics of the GaAs valence band for which $m_{\text{op}}/m_0 = 0.25 - 0.29$ was theoret-

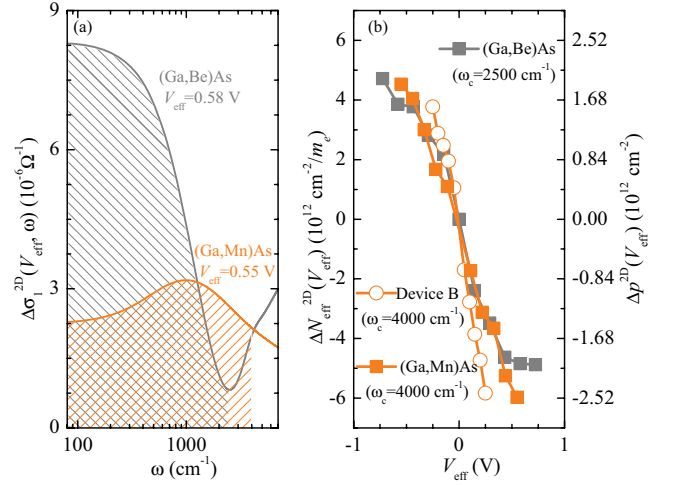


FIG. 34 (Color online) Panel (a) shows a gate-induced change in optical conductivity for a (Ga,Mn)As-based device and a (Ga,Be)As-based device at two values of the gate voltage V_{eff} . The orange and gray shaded regions indicate the area included in application of the optical sum rule for the (Ga,Mn)As and (Ga,Be)As accumulation layers, respectively. Panel (b) shows the change in the integrated spectral weight at all gate voltages for the (Ga,Be)As-, (Ga,Mn)As-, and second (Ga,Mn)As- (device B) based devices. Using an appropriate calibration procedure, the right axis is converted into the two-dimensional change in hole concentration, $\Delta p^{2\text{D}}$. From Chapler *et al.*, 2012.

ically predicted (Sinova *et al.*, 2002).

This conclusion was corroborated by the magnitudes of room temperature thermoelectric power S in (Ga,Be)As and (Ga,Mn)As examined in the same hole concentration range (Mayer *et al.*, 2010), as shown in Fig. 35. It is worth noting that neglecting a phonon drag contribution, S is proportional to a logarithmic derivative of conductivity over energy and, thus, to a first approximation, to thermodynamic DOS per one carrier. A large magnitude of S would therefore be expected if the Fermi level were pinned by a large DOS of an impurity band (Heremans *et al.*, 2012).

In summary, according to the data discussed in this and previous subsection, holes in (Ga,Mn)As and related DFSs reside in a host-like valence band that is, however, strongly affected by the proximity to the MIT. This conclusion is further supported by the outcome of photoreflectance studies (Yastrubchak *et al.*, 2011).

E. Experimental studies of p - d exchange energy

The energy distribution of Mn 3d states shown in Fig. 31 can serve to evaluate parameters of the Anderson Hamiltonian characterizing hybridization between p -like valence bands in tetrahedrally coordinated semiconductors and d states of Mn ions. This was carried out em-

⁴ Some authors (Honolka *et al.*, 2007; Mitra *et al.*, 2010) analyzing $\sigma(T)$ up to 4 K, found that $\sigma(T) = \sigma_0 + AT^\alpha$, where $\alpha = 1/3$. This dependence was interpreted in terms of a renormalization group equation (Altshuler and Aronov, 1985) applicable close to the MIT, where $\sigma_0 < AT^\alpha$ and then $1/3 \lesssim \alpha \lesssim 1/2$ in the 3D case (Belitz and Kirkpatrick, 1994; Lee and Ramakrishnan, 1985). Furthermore, the apparent value of α can be reduced above 1 K by a cross-over to the regime, where the effect of scattering by magnetic excitations onto quantum corrections to conductivity becomes significant (Dietl, 2008b).

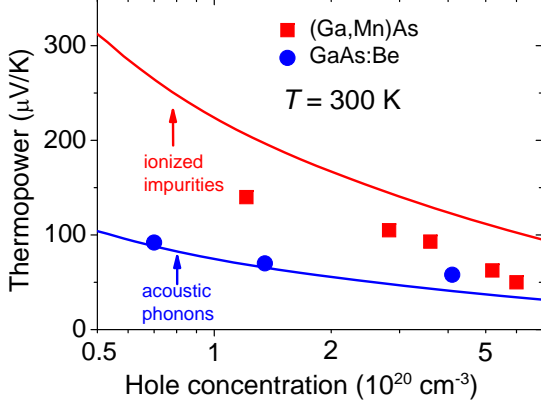


FIG. 35 (Color online) Room temperature thermoelectric power in (Ga,Mn)As and GaAs:Be as a function of hole density changed by ion irradiation (points). From Mayer *et al.*, 2010. Lines are calculated (neglecting phonon drag contribution) for the GaAs valence band [using the standard six band Luttinger model and parameters (Dietl *et al.*, 2001b)], assuming that ionized impurity and acoustic phonon scattering dominates (upper and lower curve, respectively); the actual value of thermopower S should lie between lines obtained for heavy and light hole bands in each case. From Śliwa and Dietl, 2011.

ploying a configuration-interaction method to describe photoemission and x-ray absorption spectra in II-VI and III-V DMSs (Hwang *et al.*, 2005; Mizokawa *et al.*, 2002). By using the Schrieffer-Wolf transformation one then obtains the magnitudes of energies $N_0\beta$ (Kacman, 2001) and N_0W (Benoit à la Guillaume *et al.*, 1992), characterizing respectively spin-dependent and spin-independent parts of the local potential introduced by individual Mn ions. These energies are proportional to square of hybridization matrix element V_{pd} , and inversely proportional to distances of the Fermi level to d^5 and d^6 states, ϵ_d and $U - \epsilon_d$.

When the Mn potential is too weak to bind a hole, and a possible Coulomb contribution (existing in III-V DMSs) is screened by carriers, the first order perturbation theory (virtual-crystal and molecular-field approximations) describes the valence band offset and spin splitting of valence band states leading to, $dE_v(x)/dx = N_0W$ and $\mathcal{H}_{pd} = \beta\vec{s}\vec{M}/g\mu_B$, where M is magnetization of Mn ions and $g = 2.0$ is their Landé factor. If, however, the perturbation introduced by a single Mn impurity is so strong that a bound state appears, the influence of the Mn ion ensemble on the band valence structure has to be treated in a non-perturbative way (Dietl, 2008a). Reversed signs of the band offset and of spin splitting can appear in this strong coupling case. In this regime, in addition to W and β , the spectrum at $k = 0$, for a given hole mass value m^* , is determined by at least one more parameter, namely, the spatial extend b of the perturbation

introduced by Mn or alternatively by the ratio of the corresponding potential well depth to its minimum value giving rise to a bound state, U/U_c (Benoit à la Guillaume *et al.*, 1992; Dietl, 2008a).

Exciton magnetospectroscopy has been the primary source of information on exchange splittings of bands, and thus on β in DMSs without carriers. Magneto-optical studies of hole-doped (Cd,Mn)Te quantum wells (Boukari *et al.*, 2002; Haury *et al.*, 1997; Kossacki *et al.*, 2004a) demonstrated that interband transitions are considerably affected by hole-hole interactions as well as by the Moss-Burstein shift that accounted for the sign inversion of MCD comparing to the case of undoped (Cd,Mn)Te (Haury *et al.*, 1997). Despite that modulation doping was employed, evidences for scattering broadening of DOS were also found (Boukari *et al.*, 2002). Polarization-resolved magnetoabsorption measurements in the band gap region of ferromagnetic (Ga,Mn)As (Szczytko *et al.*, 1999), were also interpreted taking into account the Moss-Burstein shift and scattering broadening in the heavy hole band (Szczytko *et al.*, 2001).

In Fig. 36 the magnitudes of $N_0\beta$ determined from high energy spectroscopy and interband magneto-optical studies are collected. The reversed signs of the apparent $N_0\beta$ values determined from excitonic magnetorelectivity within the molecular field approximation for (Zn,Mn)O and (Ga,Mn)N show that these systems are in the strong coupling regime (Dietl, 2008a). To a first approximation $\beta = -54 \text{ meV nm}^3$ describes the available data for various tetrahedrally coordinated DMSs in the weak coupling regime (except for mercury chalcogenides (Furdyna and Kossut, 1988), where $|\beta|$ magnitudes appear somewhat smaller). It corresponds to $N_0\beta = -1.2 \text{ eV}$ for (Ga,Mn)As, the value consistent with the results of photoemission (Okabayashi *et al.*, 1999, 1998), magnetoabsorption (Szczytko *et al.*, 2001), and the energy difference between the states corresponding to a parallel and antiparallel spin arrangement of a bound hole bound and a Mn ion in the limit of low Mn concentrations, $\Delta\epsilon = 8 \pm 3 \text{ meV}$ (Averkiv *et al.*, 1987; Linnarsson *et al.*, 1997). The antiferromagnetic character of this coupling was also corroborated by a direction of current-induced spin torque in (Ga,Mn)As (Secs. III.D and III.E) and a sign of circular polarization in spin-LEDs (Sec. IV).

Since the pioneering studies of interband MCD in (Ga,Mn)As (Ando *et al.*, 1998), this technique has been widely employed to assess effects of p - d coupling onto the valence band of III-V DFSS. In particular, theory of optical absorption and MCD involving six valence subbands and conduction band was developed for thin films of carrier-controlled DFSS (Dietl *et al.*, 2001b), and showed to describe puzzling MCD data for (Ga,Mn)As (Beschoten *et al.*, 1999) with one fitting parameter – the Mn-induced band gap offset. Its sign (corresponding to gap narrowing) and value (about 0.2 eV for $x = 5\%$) are consistent with a net magnitude of many body effects (Dietl *et al.*, 2001b) and p - d hybridization in the weak coupling limit (Dietl, 2008a) and, moreover, with their

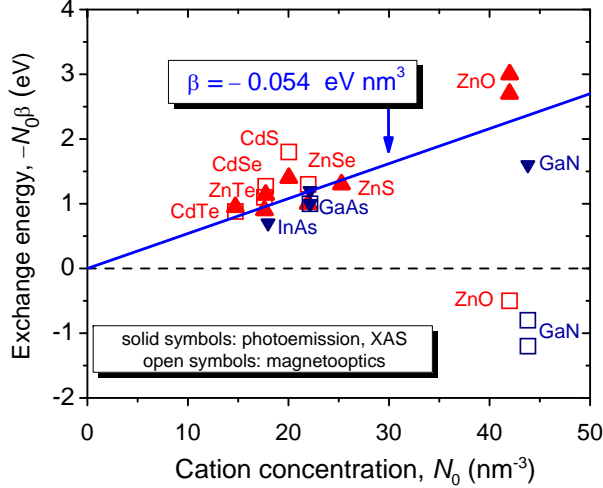


FIG. 36 (Color online) Compilation of experimentally determined energies of the p - d exchange interaction $N_0\beta$ for various Mn-based DMSs as a function of the cation concentration N_0 . Solid symbols denote the values evaluated from photoemission and x-ray absorption spectra for (Cd,Mn)VI (Mizokawa and Fujimori, 1993), (Zn,Mn)VI (Mizokawa *et al.*, 2002), (Zn,Mn)O (Okabayashi *et al.*, 2004), (In,Mn)As (Okabayashi *et al.*, 2002), (Ga,Mn)As (Okabayashi *et al.*, 1999, 1998), (Ga,Mn)N (Hwang *et al.*, 2005). The values shown by open symbols were determined within the molecular field approximation from excitonic splittings in the magnetic field in (Cd,Mn)Te (Gaj *et al.*, 1979), (Zn,Mn)Te (Twardowski *et al.*, 1984b), (Zn,Mn)Se (Twardowski *et al.*, 1984a), (Cd,Mn)Se (Arciszewska and Nawrocki, 1986), (Cd,Mn)S (Benoit à la Guillaume *et al.*, 1992), (Zn,Mn)O (Pacuski *et al.*, 2011), (Ga,Mn)N (Pacuski *et al.*, 2007; Suffczyński *et al.*, 2011), and from band splittings in the magnetic field in (Ga,Mn)As (Szczytko *et al.*, 2001). Solid line corresponds to a constant value of β across the DMS series.

independent experimental determinations (Elsen *et al.*, 2007; Fujii *et al.*, 2013; Ohno *et al.*, 2002; Thomas *et al.*, 2007). A number of subsequent studies and interpretations of MCD and related optical phenomena in III-V DFSs were already reviewed (Burch *et al.*, 2008). Unfortunately, the combined effects of strong disorder and correlation, relaxing selection rules and accounting for band gap narrowing, has so far made interpretations of the findings somewhat ambiguous, the viewpoint put also forward in a recent attempt to describe the available MCD data in terms of a multi-orbital tight binding model (Turek *et al.*, 2009).

VIII. SUPEREXCHANGE

Owing to a relatively large distance between magnetic ions in DMSs, no direct exchange coupling between d -like orbitals localized on Mn ions is expected. Thus, rather indirect coupling involving band states accounts

for spin-spin interactions. In this section we describe effects of short-range superexchange that dominates in the absence of carriers and competes with long-range carrier-mediated interactions if the concentration of band carriers is sufficiently high.

A. Antiferromagnetic superexchange

1. II-VI DMSs

A vast majority of nonmetallic TM compounds are antiferromagnets or ferrimagnets. In the absence of carriers, short-range antiferromagnetic coupling determines magnetic properties of DMSs containing Mn^{2+} ions, the case of, for instance, Mn-based II-VI DMSs (Shapira and Bindilatti, 2002). The relevant coupling between localized spins—the superexchange (Anderson, 1950; Goodenough, 1958; Kanamori, 1959)—proceeds *via* p - d hybridization with bands of anions residing on the path between the TM spins in question. For this indirect interaction, to the lowest relevant order perturbation theory, the exchange energy J_{ij} is proportional to $|V_{pd}|^4$ and decays fast with the distance R_{ij} between magnetic ions.

In random antiferromagnets, such as intrinsic II-VI DMSs, frustration of interactions in spin triads and larger Mn clusters leads to spin-glass freezing. According to comprehensive studies, critical temperature T_f is about 1 K at $x = 0.1$ and grows with x as $T_f \propto x^m$, where $m = 2.3 \pm 0.1$ in Mn-doped cadmium and zinc chalcogenides (Twardowski *et al.*, 1987). Scaling invariance (Rammal and Souletie, 1982) implies then that the exchange energy J_{ij} decays with the spin-spin distance as $R_{ij}^{-\lambda}$, where $\lambda = md = 6.8 \pm 0.3$ for 3D systems.

In these systems, it is usually possible to parametrize experimental values of magnetization $M(T, H)$ by the paramagnetic Brillouin function for $S = 5/2$ (Gaj *et al.*, 1979),

$$M(T, H) = g\mu_B N_0 x_{\text{eff}} B_S \left[\frac{g\mu_B H}{k_B(T + T_{\text{AF}})} \right], \quad (7)$$

where $x_{\text{eff}} < x$ and $T_{\text{AF}} > 0$ describe a reduction of magnetization by antiferromagnetic interactions. The values of these parameters increases with temperature (Spalek *et al.*, 1986), $x_{\text{eff}} \rightarrow x$ and $T_{\text{AF}} \rightarrow -\Theta_0$, where

$$\Theta_0 = \frac{1}{3} S(S+1) \sum_j z_j J_j. \quad (8)$$

Here, the summation extends over the subsequent cation coordination spheres; z_j is the number of cations in the sphere j , and $J_j \equiv J_{ij} < 0$ is the corresponding Mn-Mn exchange energy in the Hamiltonian $\mathcal{H}_{ij} = -J_{ij} \vec{S}_i \vec{S}_j$. The values of J_{ij} were successfully modeled for II-VI Mn-based DMSs by combining *ab initio* and tight-binding-like approaches (Larson *et al.*, 1988).

As found for *ferromagnetic* p-(Cd,Mn)Te (Boukari *et al.*, 2002; Haury *et al.*, 1997) and p-(Zn,Mn)Te (Fertrand *et al.*, 2001) as for n-(Zn,Mn)O (Andrearczyk *et al.*,

2001), the magnitude of antiferromagnetic superexchange is larger for the nearest neighbor Mn pairs than ferromagnetic coupling at carrier densities achievable by now in these systems. This means that the magnitude of T_C is weakened by non-zero values of T_{AF} and $x - x_{\text{eff}}$. Furthermore, it was found by Monte Carlo simulations (Lipińska *et al.*, 2009) that AF interactions account for a relatively fast spin dynamics in a ferromagnetic phase, provided that the holes visit only a part of the region occupied by TM spins. In such a situation, occurring for instance in (Cd,Mn)Te quantum wells, acceleration of spin dynamics and the associated decrease of coercivity are brought about by TM flip-flops at the boundary of the hole wave functions, where the molecular field produced by the hole spins vanishes.

2. (Ga,Mn)As and related compounds

In such compounds, a strong antiferromagnetic interaction between Mn ions in an interstitial and a neighboring substitutional position reduces x_{eff} substantially, particularly in non-annealed samples (see, Sec. II.E). Relevant information on possible interactions between pairs of *substitutional* Mn spins was provided by studies of donor compensated samples, in which carrier-mediated ferromagnetic interactions are strongly reduced but superexchange is expected to be left intact. A sizable decrease of x_{eff} values at low temperature under such conditions in (Ga,Mn)As (see, Sec. III.A) confirmed the presence of intrinsic antiferromagnetic coupling between Mn spins. This conclusion was substantiated by *ab initio* (Chang *et al.*, 2007; Kudrnovský *et al.*, 2004) and tight binding (Jungwirth *et al.*, 2005) studies of DFSs, which demonstrated that the role played by antiferromagnetic superexchange can be rather significant – the magnitude of the corresponding exchange energy was evaluated to be about 50% of the ferromagnetic contribution for the nearest neighbor Ga-substitutional Mn pairs at $x = 6\%$.

Altogether, the accumulated data indicate that in the case of *uncompensated* III-V DFSs with Mn^{2+} ions the value of x_{eff} is controlled by *interstitial* Mn in the whole relevant temperature and magnetic field range. Furthermore, somewhat weaker but also short ranged antiferromagnetic interactions between *substitutional* Mn ions reduce the magnitude of net ferromagnetic spin-spin coupling and, thus, lower T_C further on.

3. Antiferromagnetic interactions in (Ga,Mn)N

Optical (Graf *et al.*, 2003b; Wołoś and Kamińska, 2008) and photoemission investigations (Hwang *et al.*, 2005) showed that the acceptor $\text{Mn}^{3+}/\text{Mn}^{2+}$ level appear in the mid-gap region in GaN (see, Fig. 8). Owing to correspondingly small effective Bohr radius, no indications of hole delocalization were found up to at least $x = 0.1$. This means that holes reside in the $\text{Mn}^{3+}/\text{Mn}^{2+}$ impurity

band, subject to Mott-Hubbard localization at weak or strong compensation, and to Anderson-Mott localization if the impurity band is partly occupied. It was found that if Mn^{2+} ions prevailed (due to residual donor impurities or defects such as nitrogen vacancies (Yang *et al.*, 2009)), antiferromagnetic interactions between Mn^{2+} ions controlled magnetic properties (Granville *et al.*, 2010; Zajac *et al.*, 2001), leading to spin-glass freezing at 4.5 K for $x \approx 0.1$ (Dhar *et al.*, 2003). The corresponding magnitudes of x_{eff} and T_{AF} (Granville *et al.*, 2010; Zajac *et al.*, 2001) were then similar to those of II-VI DMSs.

B. Ferromagnetic superexchange

1. Double exchange vs. superexchange

The case of chromium spinels and europium chalcogenides demonstrates that ferromagnetism is possible without band carriers. According to the time-honored nomenclature, one distinguishes two kinds of ferromagnetic coupling mechanisms operating in the absence *band* carriers:

Double exchange – This mechanism contributes when relevant magnetic ions are in two different charge states (Anderson and Hasegawa, 1955; Zener, 1951) and if the system of TM electrons is on the metallic side or in the vicinity to the Anderson-Mott transition, the case of *e.g.* manganites (Dagotto *et al.*, 2001). In this situation, collective ferromagnetic ordering is triggered by a lowering of electron kinetic energy (increase in the width of the *d* band), appearing if all ions assume the same spin direction, the arrangement making quantum hopping efficient. The double exchange can be regarded as a strong coupling limit of the *p-d* Zener model discussed in Sec. IX.A, as sufficiently large *p-d* hybridization leads to the appearance of an impurity band in the energy gap (see, Secs. III.A and VII.E). Within this model T_C attains a maximum if the impurity band is half-filled, so that—in the case relevant here—the concentrations of Mn^{2+} and Mn^{3+} ions are approximately equal.

Ferromagnetic superexchange – According to Anderson-Goodenough-Kanamori rules (Anderson, 1950; Goodenough, 1958; Kanamori, 1959) superexchange is ferromagnetic for certain charge states of TM ions and bond arrangements. This mechanism outperforms the double exchange if all magnetic ions are in the same charge state or if TM electrons are strongly localized, so that the impurity bandwidth is rather determined by disorder than by quantum hopping.

It was found (Blinowski *et al.*, 1996) employing a tight binding approximation that superexchange is ferromagnetic in the case of Cr^{2+} ions in a tetrahedral environment, $J_{ij} > 0$. Experimental studies of (Zn,Cr)Se (Karzewski *et al.*, 2003) and (Zn,Cr)Te (Saito *et al.*, 2003)

revealed indeed the presence of ferromagnetism in these systems, which however was largely determined by aggregation of Cr cations (Karczewski *et al.*, 2003; Kuroda *et al.*, 2007).

Ferromagnetic coupling mediated by bound holes in the strongly localized regime was also predicted within a tight binding approximation for a neutral or singly ionized pair of substitutional Mn acceptors in GaAs, neglecting on-site Coulomb repulsion U and intrinsic antiferromagnetic interaction between Mn^{2+} spins (Strandberg *et al.*, 2010).

2. Ferromagnetic superexchange in (Ga,Mn)N

Extensive nanocharacterization of wz-(Ga,Mn)N obtained by MOVPE (Bonanni *et al.*, 2011; Stefanowicz *et al.*, 2010b) and MBE (Kunert *et al.*, 2012; Sarigiannidou *et al.*, 2006) demonstrated that under carefully adjusted growth conditions, within an experimental margin below 10%, all Mn ions are distributed randomly over Ga-substitutional positions, and assume a $3+$, $S = 2$ charge and spin state, characterized by a non-zero value of orbital momentum. Empirically, $M(T, H)$ in the paramagnetic region, $x \lesssim 1\%$, and for the magnetic field perpendicular to the wurtzite c -axis is well described by the Brillouin function for $S = 2$ with the Mn Landé factor $g \simeq 2.5$. This electronic configuration is analogous to Cr^{2+} and, indeed, ferromagnetic coupling between Mn spins was found in (Ga,Mn)N (Bonanni *et al.*, 2011; Kunert *et al.*, 2012; Sarigiannidou *et al.*, 2006; Stefanowicz *et al.*, 2013). Actually, owing to the absence of competing antiferromagnetic interactions and the high magnitude of cation density $N_0 = 4.39 \times 10^{22} \text{ cm}^{-3}$, the largest magnitude of magnetization ever reported for any DMS was observed for $\text{Ga}_{0.905}\text{Mn}_{0.095}\text{N}$, $\mu_0 M \simeq 190 \text{ mT}$ at $\mu_0 H = 6.5 \text{ T}$ (Kunert *et al.*, 2012). Importantly, ferromagnetic ordering was found at low temperatures in these samples. According to the magnetic phase diagram displayed in Fig. 37, $T_C \simeq 13 \text{ K}$ at $x = 0.1$ and $T_C(x) \propto x^m$, where $m = 2.2 \pm 0.2$, (Sawicki *et al.*, 2012; Stefanowicz *et al.*, 2013). Since such a value of m was observed for spin-glass freezing in II-VI DMSs (see, Sec. VIII.A.1), it was concluded that the superexchange is the dominant spin-spin coupling mechanism.

The superexchange scenario was substantiated by the evaluation of the exchange integral J_{ij} as a function of the Mn-Mn distance within the aforementioned tight binding theory (Blinowski *et al.*, 1996) and then $T_C(x)$ by Monte Carlo simulations (Sawicki *et al.*, 2012; Stefanowicz *et al.*, 2013). Within this approach, Mn ions were described in terms of Parmenter's (Parmenter, 1973) rotationally invariant generalization of the Anderson Hamiltonian for the relevant electronic configuration of the TM taking into account the Jahn-Teller distortion (Gosk *et al.*, 2005; Stroppa and Kresse, 2009), whereas the host band structure was modeled by the sp^3s^* tight binding approximation, employing the established parametrization for GaN

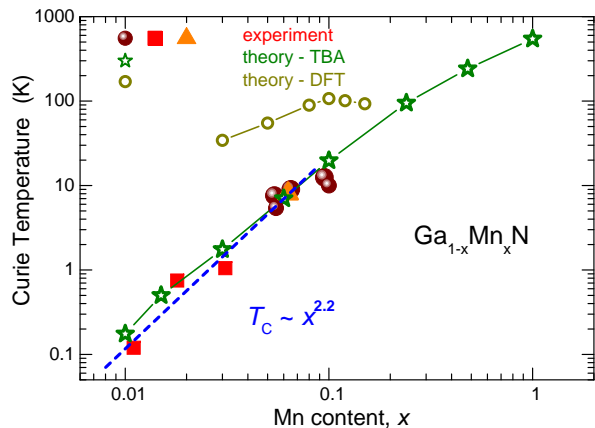


FIG. 37 (Color online) Experimental Curie temperatures T_C as a function of Mn content x in $\text{Ga}_{1-x}\text{Mn}_x\text{N}$ (solid squares – MOVPE samples, Sawicki *et al.*, 2012; solid circles – MBE samples, Stefanowicz *et al.*, 2013; solid triangle – MBE sample, Sarigiannidou *et al.*, 2006) compared to theory within the tight binding approximation (that provided the magnitudes of exchange integrals) and Monte Carlo simulations, serving to determine T_C (stars, Stefanowicz *et al.*, 2013). Dashed line shows the scaling dependence $T_C \propto x^m$ with $m = 2.2$. *Ab initio* and Monte Carlo results are presented for a comparison (open circles – DFT, Sato *et al.*, 2010). Adapted from Stefanowicz *et al.*, 2013.

in the cubic approximation. Other parameters of the model were taken from infrared and visible (Graf *et al.*, 2003b) as well as photoemission and soft x-ray absorption spectroscopy (Hwang *et al.*, 2005) of (Ga,Mn)N.

As shown in Fig. 37, the dependence of T_C on x in insulating (Ga,Mn)N with Mn^{3+} ions is well reproduced by the impurity band theory in question (stars). The examination of the critical behavior around T_C provided information on the variance Δx of macroscopic inhomogeneities in the Mn distribution, evaluated to be $\Delta x \approx 0.2\%$ (Stefanowicz *et al.*, 2013).

IX. THEORY OF CARRIER MEDIATED FERROMAGNETISM

This section presents the p - d Zener model (Dietl *et al.*, 2000) and its limitations. This model of ferromagnetism in p-type DFSs is built exploiting information summarized in Sec. VII on the relevant electronic states and coupling between localized Mn spins and itinerant holes. The presence of competing antiferromagnetic interactions is considered making use of findings presented in Sec. VIII. The model is parametrized by a small set of independently determined material parameters, it is numerically efficient and univocal. As shown in Sec. X, the p - d Zener model explains qualitatively, and often quantitatively, a palette of comprehensive results concerning ferromagnetic characteristics and their control in films, heterostructures, and nanostructures of (Ga,Mn)As, p-

(Cd,Mn)Te, and related compounds, as collected in Sec. III. By combining the model with disorder-free Landauer-Büttiker or Drude-Boltzmann formalisms, a theoretical description of spin-transport and magneto-optical devices has been attempted, although a proximity to the charge localization verge renders such a modeling not always applicable.

A. The mean-field p - d Zener model

1. The model

Zener noted in the 1950s the role of band carriers in promoting ferromagnetic ordering between localized spins in magnetic metals. This ordering can be viewed as driven by the lowering of the carriers energy associated with their redistribution between spin subbands, split by the $sp - d$ exchange coupling to the localized spins. A more detail quantum treatment indicates, however, that the sign of the resulting interaction between localized spins oscillates with the spin-spin distance according to the celebrated Ruderman-Kittel-Kasuya-Yosida (RKKY) formula. However, the Zener and RKKY models were found equivalent within the continuous medium and mean-field approximation (Dietl *et al.*, 1997). These approximations are valid as long as the period of RKKY oscillations, $R = \pi/k_F$ is large compared to an average distance between localized spins. Hence, the technically simpler mean-field Zener approach is meaningful in the regime usually relevant to DFSs, $p \lesssim xN_0$. Owing to higher DOS and larger exchange coupling to Mn spins, holes are considerably more efficient in mediating spin-dependent interactions between localized spins in DFS. This hole-mediated Zener/RKKY ferromagnetism is enhanced by exchange interactions within the carrier liquid (Dietl *et al.*, 1997; Jungwirth *et al.*, 1999). Such interactions account for ferromagnetism of metals (the Stoner mechanism) and contribute to the magnitude of the Curie temperature T_C in DFSs.

It is convenient to apply the Zener model of carrier-mediated ferromagnetism by introducing the functional of free energy density, $\mathcal{F}[\vec{M}(\vec{r})]$. The choice of the local magnetization $\vec{M}(\vec{r})$ as an order parameter means that the spins are treated as classical vectors, and that spatial disorder inherent to magnetic alloys is neglected. In the case of magnetic semiconductors $\mathcal{F}[\vec{M}(\vec{r})]$ consists of two terms,

$$\mathcal{F}[\vec{M}(\vec{r})] = \mathcal{F}_S[\vec{M}(\vec{r})] + \mathcal{F}_c[\vec{M}(\vec{r})], \quad (9)$$

which describe, for a given magnetization profile $\vec{M}(\vec{r})$, the free energy densities of the Mn spins in the absence of any carriers and of the carriers in the presence of the Mn spins, respectively. A visible asymmetry in the treatment of the carriers and of the spins corresponds to an adiabatic approximation: the dynamics of the spins in the absence of the carriers is assumed to be much slower than that

of the carriers. Furthermore, in the spirit of the virtual-crystal and molecular-field approximations, the classical continuous field $\vec{M}(\vec{r})$ controls the effect of the spins upon the carriers. Now, the thermodynamics of the system is described by the partition function Z , which can be obtained by a functional integration of the Boltzmann factor over all magnetization profiles $\vec{M}(\vec{r})$,

$$Z \sim \int D\vec{M}(\vec{r}) \exp\left\{-\int d\vec{r} \mathcal{F}[\vec{M}(\vec{r})]/k_B T\right\}, \quad (10)$$

the approach developed in the context of DMSs for bound magnetic polarons (Dietl, 1983; Dietl and Spalek, 1983), and directly applicable for spin physics in quantum dots as well.

In the mean-field approximation, which should be valid for spatially extended systems and long-range spin-spin interactions, a term corresponding to the minimum of $\mathcal{F}[\vec{M}(\vec{r})]$ is assumed to determine Z with a sufficient accuracy, the conclusion supported by Monte Carlo simulations discussed in Sec. IX.F.

If the energetics is dominated by spatially uniform magnetization \vec{M} , the spin part of the free energy density in the magnetic field \vec{H} can be written in the form

$$\mathcal{F}_S[\vec{M}] = \int_0^{\vec{M}} d\vec{M}_o \cdot \vec{h}(\vec{M}_o) - \vec{M} \cdot \vec{H}. \quad (11)$$

Here, $\vec{h}(\vec{M}_o)$ denotes the inverse function to $\vec{M}_o(\vec{h})$, where \vec{M}_o is the available experimentally macroscopic magnetization of the spins in the absence of carriers in the field \vec{h} and temperature T , whose anisotropy is typically weak for Mn^{2+} ions in the orbital singlet state. As discussed in Sec. VIII.A, it is usually possible to parametrize $M_o(h)$ by the Brillouin function $B_S(T, H)$ that takes the presence of intrinsic short-range antiferromagnetic interactions into account. Near T_C and for $H = 0$, M is sufficiently small to take $M_o(T, h) = \chi(T)h$, where $\chi(T)$ is the magnetic susceptibility of localized spins in the absence of carriers. Under these conditions,

$$\mathcal{F}_S[M] = M^2/2\chi(T), \quad (12)$$

which shows that the increase of \mathcal{F}_S with M slows down with lowering temperature, where $\chi(T)$ grows. Turning to $\mathcal{F}_c[M]$ we note that owing to the giant Zeeman splitting of the bands proportional to M , the energy of the carriers, and thus $\mathcal{F}_c[M]$, decreases with $|M|$, $\mathcal{F}_c[M] - \mathcal{F}_c[0] \sim -M^2$. Accordingly, a minimum of $\mathcal{F}[M]$ at non-zero M can develop in $H = 0$ at sufficiently low temperatures signaling the appearance of a ferromagnetic order.

It had been postulated (Dietl *et al.*, 2000), and checked employing 40 orbitals' tight binding approximation (TBA) (Werpachowska and Dietl, 2010a), that the minimal Hamiltonian necessary to properly describe effects of the complex structure of the valence band in tetrahedrally coordinated semiconductors upon $\mathcal{F}_c[M]$ is

the Luttinger six bands' kp model with the Bir-Pikus strain terms, supplemented by the p - d exchange contribution taken in the virtual-crystal and molecular-field approximations,

$$\mathcal{H}_{pd} = \beta \vec{s} \cdot \vec{M} / g\mu_B. \quad (13)$$

This term leads to spin splittings of the valence subbands, whose magnitudes—owing to the crucial role of the spin-orbit coupling—depend on the magnitude and direction of the hole wave vectors \vec{k} in a complex way even for spatially uniform magnetization \vec{M} . Within this formalism, the spin-orbit interaction results from the p -type symmetry of the periodic parts of the Bloch wave functions and the corresponding spin-orbit splitting of the valence band at the Γ point of the Brillouin zone into $J = 3/2$ and $J = 1/2$ hole subbands, the $J = 3/2$ subband exhibiting an additional splitting in the presence of confinement and/or strain. This effect is distinct from the \vec{k} -dependent Dresselhaus or Rashba spin-splitting appearing in the conduction band in the absence of inversion symmetry or if the cubic symmetry is perturbed, respectively. The incorporation of the spin-orbit interaction into the valence band model is essential (Dietl *et al.*, 2000), as it controls the magnitude of T_C and accounts for magnetic anisotropy in DFSs with Mn in the high spin 2+ charge state for which single-ion magnetic anisotropy is small according to magnetic resonance studies (Fedorych *et al.*, 2002; Qazzaz *et al.*, 1995).

It would be technically difficult to incorporate such effects to the RKKY model, as the spin-orbit coupling leads to non-scalar terms in the spin-spin Hamiltonian. At the same time, the indirect exchange associated with the virtual spin excitations between the valence subbands, the Bloembergen-Rowland mechanism (Dietl, 1994), is automatically included. The model allows for strain, confinement, and was developed for both zinc-blende and wurtzite materials (Dietl *et al.*, 2001b). Furthermore, the direct influence of the magnetic field upon the hole spectrum was taken into account (Dietl *et al.*, 2001b; Jungwirth *et al.*, 2006b; Śliwa and Dietl, 2006). The aforementioned Stoner enhancement was described by introducing a Fermi-liquid-like parameter A_F (Dietl *et al.*, 1997; Haury *et al.*, 1997; Jungwirth *et al.*, 1999), which enlarges the Pauli susceptibility of the hole liquid, typically by 20% in the 3D case. No disorder effects were taken into account on the ground that their influence on *thermodynamic* properties is relatively weak except for the strongly localized regime. Obviously, a more elaborated parametrization of the valence band is necessary in many cases. For instance, the eight bands' model was employed to compute the infrared (Hankiewicz *et al.*, 2004) and Hall conductivity (Werpachowska and Dietl, 2010b) in (Ga,Mn)As, whereas the multi-orbitals' tight-binding approaches served to describe T_C (Jungwirth *et al.*, 2005; Vurgaftman and Meyer, 2001; Werpachowska and Dietl, 2010b) and interlayer coupling (Sankowski and Kacman, 2005) in GaAs/(Ga,Mn)As superlattices.

Having the hole energies, the free energy density $\mathcal{F}_c[\vec{M}]$ was evaluated according to the procedure suitable for Fermi liquids of arbitrary degeneracy, *i.e.*, taking the carrier entropy into account. By minimizing $\mathcal{F}[\vec{M}] = \mathcal{F}_S[\vec{M}] + \mathcal{F}_c[\vec{M}]$ with respect to \vec{M} at a given T , \vec{H} , and hole concentration p , Mn spin magnetization $M(\vec{T}, H)$ was obtained as a solution of the mean-field equation,

$$\vec{M}(T, H) = x_{\text{eff}} N_0 g\mu_B S B_S \left[\frac{g\mu_B (-\partial \mathcal{F}_c[\vec{M}] / \partial \vec{M} + \vec{H})}{k_B (T + T_{AF})} \right], \quad (14)$$

where the peculiarities of the valence band structure, such as the presence of various hole subbands, spin-orbit coupling, crystalline cubic and strain-induced anisotropies are hidden in $F_c[\vec{M}]$.

2. Theory of the Curie temperature

Near the Curie temperature T_C and at $H = 0$, where M is small and the free energy is an even function of M , one expects $\mathcal{F}_c[M] - \mathcal{F}_c[0] \sim -M^2$. It is convenient to parameterize this dependence by a generalized carrier spin susceptibility $\tilde{\chi}_c$, which is related to the magnetic susceptibility of the carrier liquid according to $\chi_c = A_F (g^* \mu_B)^2 \tilde{\chi}_c$. In terms of $\tilde{\chi}_c$,

$$\mathcal{F}_c[M] = \mathcal{F}_c[0] - A_F \tilde{\chi}_c \beta^2 M^2 / 2 (g\mu_B)^2. \quad (15)$$

By expanding $B_S(M)$ for small M and introducing the spin susceptibility of the magnetic ions in the absence of carriers, $\tilde{\chi}_S = \chi / (g\mu_B)^2$, one arrives at the mean-field formula making it possible to determine T_C ,

$$A_F \beta^2 \tilde{\chi}_S(T_C, \vec{q}) \tilde{\chi}_c(T_C, \vec{q}) = 1, \quad (16)$$

where β should be replaced by the $s-d$ exchange integral α in the case of electrons and \vec{q} denotes the Fourier component of the magnetization texture, for which T_C attains the highest value. For the spatially uniform magnetization $q = 0$, in terms of x_{eff} and T_{AF} ,

$$T_C = T_F - T_{AF}, \quad (17)$$

where T_F is given by

$$T_F = x_{\text{eff}} N_0 S(S+1) A_F \tilde{\chi}_c(T_C) \beta^2 / 3k_B, \quad (18)$$

with the cation concentration $N_0 = 4/a_0^3$, $4/(\sqrt{3}a^2c)$, and $8/a_0^3$ for the zinc-blende, wurtzite, and elemental diamond-structure DFSs, respectively. As discussed in Sec. VII.E, for holes in tetrahedrally bound semiconductors the exchange integral $\beta = -54 \text{ meV nm}^3$, except perhaps for mercury chalcogenides, in which the value of β appears somewhat smaller (Furdyna and Kossut, 1988). For other lattice structures, different combinations of hybridization matrix elements describe an appropriate exchange integral characterizing coupling between carriers and localized spins (Dietl *et al.*, 1994).

In the 3D case, typically, $A_F \approx 1.2$. For a strongly degenerate carrier liquid $|\epsilon_F|/k_B T \gg 1$, $\tilde{\chi}_c = \rho_s/4$, where ρ_s is the total DOS for intra-band spin excitations at the Fermi level, typically reduced by spin-orbit interactions from DOS for charge excitations ρ_F . An analytic form of ρ_s was derived for the four band Luttinger model (Ferrand *et al.*, 2001). In the absence of spin-orbit interactions and in the 3D case it is given by $\rho_s = \rho_F = m_{\text{DOS}}^* k_F / \pi^2 \hbar^2$. In this case and for $A_F = 1$, T_F assumes the well-known form, obtained already in the 1940s in the context of carrier-mediated nuclear ferromagnetism (Fröhlich and Nabarro, 1940) and in the 1970s in the context of DMSs (Pashitskii and Ryabchenko, 1979). In general, however, $\tilde{\chi}_c$ has to be determined numerically by computing $\mathcal{F}_c[M]$ for a given band structure and degeneracy of the carrier liquid.

The above model predicts T_F to be much higher for holes than for electrons for two reasons: (i) the density of states ρ_s is typically lower in the conduction band (though effects of spin-orbit interactions are weaker); (ii) the $s-d$ exchange integral α is typically over 4 times smaller than the $p-d$ integral β . Section X presents a comparison of these predictions to experimental data.

As described earlier, T_F can be computed by minimizing the free energy, and without referring to the explicit form of the Kohn-Luttinger amplitudes $u_{i\vec{k}}$. Since near T_C the relevant magnetization M is small, $\tilde{\chi}_c$ can also be determined from the linear response theory. The corresponding ρ_s assumes the form (Dietl *et al.*, 2001b),

$$\rho_s = \lim_{q \rightarrow 0} 8 \sum_{ij\vec{k}} \frac{|\langle u_{i,\vec{k}} | s_M | u_{j,\vec{k}+\vec{q}} \rangle|^2 f_i(\vec{k}) [1 - f_j(\vec{k} + \vec{q})]}{E_j(\vec{k} + \vec{q}) - E_i(\vec{k})}, \quad (19)$$

where s_M is the component of spin operator along the direction of magnetization and $f_i(\vec{k})$ is the Fermi-Dirac distribution function for the i -th valence band subband. A quantitative analysis demonstrated that typically a 30% contribution to T_C originates from interband polarization (the Bloembergen-Rowland mechanism) involving light and heavy hole subbands (Dietl *et al.*, 2001b). This formalism was extended to *bulk* states in topological insulators, in which $u_{i\vec{k}}$ for both the valence and conduction bands have a p -like symmetry, so that appreciable T_F can be expected from interband polarization even if the Fermi energy resides in the band gap (Yu *et al.*, 2010).

B. Theory of carrier-controlled Curie temperature in reduced dimensionality and topological insulator systems

In thin films, heterostructures, and superlattices, owing to the formation of interfacial space charge layers, the hole density and corresponding Curie temperatures $T_C[p(z)]$ are non-uniform even for a uniform distribution of acceptors and donors. The role of non-uniformity in the carrier distribution grows on reducing the thickness t of magnetic layers, and is particularly relevant in those structures in which $p(z)$ can be tuned electrostatically,

for instance, by the gate voltage. When t is larger than the phase coherence length L_ϕ , the region with the highest T_C value determines T_C of the whole structure. If, however, $t < L_\phi$ the value of local magnetization $M(z)$ and T_C are determined by the distribution $p(z)$ across the *whole* channel thickness. In this regime two situations were considered:

If disorder is strong, $\ell < t$, the scattering broadening makes dimensional quantization irrelevant although quantum mechanical non-locality remains important. Under these conditions the magnitude of layer's T_F can be expressed as (Nishitani *et al.*, 2010; Sawicki *et al.*, 2010),

$$T_F = \int dz T_F[p(z)] \int dz p(z)^2 / [\int dz p(z)]^2, \quad (20)$$

where $T_F(p)$ is to be determined from the relevant 3D model and $p(z)$ is to be evaluated from the Poisson equation taking into account the pinning of the Fermi energy by surface states. It was predicted within the $p-d$ Zener model that the energy position E_s of surface states should strongly affect the efficiency of T_C tuning by the gate voltage V_G (see, Ohno, 2013 and Sec. X).

The opposite limit of a weak disorder $\ell \gg t$, relevant to modulation-doped II-VI heterostructures, was also considered (Dietl *et al.*, 1997; Haury *et al.*, 1997). Owing to a typically large confinement-induced splitting between heavy and light hole subbands, only one ground state heavy hole subband is occupied, for which the $p-d$ exchange is of the Ising type, $\mathcal{H}_{pd} = -N_0 \beta s_z S_z$, so that

$$T_F = N_0 x_{\text{eff}} S(S+1) A_F \beta^2 m^* / (12\pi \hbar^2 k_B \tilde{L}_W), \quad (21)$$

Here m^* denotes the in-plane effective mass and \tilde{L}_W is an effective width of the region occupied by carriers relevant to ferromagnetism given by (Dietl *et al.*, 1999; Haury *et al.*, 1997),

$$\tilde{L}_W = 1 / \int dz |\phi(z)|^4. \quad (22)$$

where $\phi(z)$ is an envelope function of the relevant 2D subband. As seen, owing to a step-like form of DOS in the 2D case, T_F does not depend on the hole density in this case. The expression for T_F was generalized further on to the case of arbitrary degeneracy of the hole liquid and by including effects of disorder *via* scattering broadening of DOS (Boukari *et al.*, 2002).

The case of high carrier concentrations leading to the occupation of several hole subbands in (Ga,Mn)As based multilayer structures was also considered by incorporating an LSDA approach to two (Giddings *et al.*, 2008; Jungwirth *et al.*, 1999) and four (Fernández-Rossier and Sham, 2002) band kp models, whereas the multi-orbitals' tight-binding approaches served to describe T_C (Vurgaftman and Meyer, 2001; Werpachowska and Dietl, 2010b) and interlayer coupling (Sankowski and Kacman, 2005) in GaAs/(Ga,Mn)As superlattices.

Theoretical approaches were developed allowing to evaluate Curie temperature for ferromagnetic ordering of magnetic impurities mediated by Dirac carriers at the surface of 3D topological insulators (Abanin and Pesin, 2011; Liu *et al.*, 2009). An Ising type of exchange was assumed, $H_{\text{ex}} = -N_0 J_z s_z S_z$, leading to a gapped dispersion given by,

$$\epsilon(\vec{k}) = \pm[(J_z M/2g\mu_B)^2 + (\hbar v_f k)^2]^{1/2}, \quad (23)$$

where v_f is the Fermi velocity. For such a case (cf. Liu *et al.*, 2009), in our notation,

$$T_F = N_0 x_{\text{eff}} S(S+1) A_F r J_z^2 (E_c - |\epsilon_F|) / (24\pi\hbar^2 k_B v_f^2 \tilde{L}_W), \quad (24)$$

where $N_0 = 12/(\sqrt{3}a^2c)$ and $4/a_0^3$ in hexagonal III-V (*e. g.*, $(\text{Bi}_{1-x}\text{Mn}_x)_2\text{Se}_3$) and cubic II-VI or IV-VI (*e. g.*, $\text{Sn}_{1-x}\text{Mn}_x\text{Te}$) compounds, respectively; r is the number of Dirac cones at a given surface; E_c is a cut-off energy associated with the termination of the Dirac surface band, and \tilde{L}_W is the penetration depth of Dirac carriers related to their envelop function according to Eq. 22.

A formalism suitable to evaluate T_F determined by bulk states of topological insulators is presented at the end of Sec. IX.A.2.

The formation of spin-density waves is expected in the case of carrier-mediated ferromagnetism in 1D systems (Dietl *et al.*, 1999).

C. Theory of magnetization and hole polarization

The mean-field Eq. 14 allowed to determine Mn magnetization $M(T, H)$, particularly $M(T)$ at $T \leq T_C$ (Dietl *et al.*, 2001b) and $M(H)$ at T_C (Śliwa and Dietl, 2011). The same formalism also provided quantitative information on the value of thermodynamic hole spin polarization (Dietl *et al.*, 2001b),

$$\mathcal{P} = \frac{2g\mu_B}{\beta p} \frac{\partial \mathcal{F}_c(M)}{\partial M}, \quad (25)$$

which, despite the spin-orbit interaction, can approach 90% in the relevant range of hole and Mn densities in (Ga,Mn)As but gets reduced down to about 50% at high hole densities (Dietl *et al.*, 2001b).

Furthermore, hole magnetization M_c , which determines the magnitude of spontaneous magnetization $M_s(T) = M(T) + M_c(M)$ was evaluated taking into account the effect of a magnetic field on the valence band (Dietl *et al.*, 2001b; Śliwa and Dietl, 2006, 2013). It was found that holes reduce (Ga,Mn)As magnetization by about 10%, so that the value of the magnetic moment per one Mn ion can be taken as $\mu \simeq 4.5\mu_B$ in ferromagnetic samples of (Ga,Mn)As weakly compensated by donors. The hole contribution is, therefore, about 2 times smaller than would be in the absence of spin-orbit coupling and for fully spin-polarized hole gas.

Theoretical studies of magnetic stiffness discussed in Sec. IX.E made it possible to evaluate a reduction of

$M(T)$ by spin wave excitations (König *et al.*, 2001; Werpachowska and Dietl, 2010a).

D. Theory of magnetic anisotropy and magneto-elasticity

Since Mn^{2+} ions are in the orbital singlet 6A_1 state in DFSs, a single ion magnetic anisotropy is small (Edmonds *et al.*, 2006; Fedorych *et al.*, 2002), so that the dominant contribution comes from spin-orbit effects within hole band states (Dietl *et al.*, 1997, 2000). Owing to an interplay of the spin-orbit interaction with the crystal structure anisotropy, strain, and confinement the characteristic crystalline magnetic anisotropy fields H_a are typically larger than the shape term $\mu_o H_d = \mu_o M_s \approx 0.13$ T for a (Ga,Mn)As thin film with $x_{\text{eff}} = 10\%$ (Dietl *et al.*, 2001b). Similarly, in the case of (Ga,Mn)As nanobars, crystalline magnetic anisotropy determined by strain distribution specific to free standing strained nanostructures dominates over the shape term (Hümpfner *et al.*, 2007).

Accordingly, the theoretically expected character and magnitude of crystalline magnetic anisotropy were obtained by considering how the carrier free energy density $\mathcal{F}_c[\vec{M}]$ depends on the direction of the magnetization vector \vec{M} with respect to crystallographic axes at various values of epitaxial strain (Dietl *et al.*, 2000). Following subsequent detail studies for (Ga,Mn)As epilayers (Abolfath *et al.*, 2001; Dietl *et al.*, 2001b), further theoretical analysis of anisotropy energy coefficients K_i and anisotropy fields H_i were carried out for the canonical (001) films (Zemen *et al.*, 2009) as well as, additionally, for an arbitrary (11n) substrate orientation (Stefanowicz *et al.*, 2010a), the accomplishments discussed *vis à vis* experimental findings in Sec. X.D. The formalism was developed for an arbitrary form of the strain tensor ϵ and it is valid as long as non-linear strain effects are not significant. It was checked that terms linear in products of k_i and ϵ_{ij} can be neglected (Stefanowicz *et al.*, 2010a).

A sizable strength of crystalline magnetic anisotropy and related magneto-elastic phenomena, comparable to ferromagnetic metals despite much smaller magnetic ion concentrations, comes from a large spin-orbit splitting of the valence band (about 0.3 eV for arsenides and 1 eV for tellurides), greater than the kinetic energy of holes (Dietl *et al.*, 2001b).

E. Theory of micromagnetic parameters and spin wave dispersion

Similarly to other ferromagnets, a description of magnetization processes for various orientations of the external magnetic field \vec{H} as well as the understanding of the domain structure require information not only on the magnetic anisotropy but also on the exchange stiffness. These two micromagnetic characteristics correspond to energy penalties associated with (i) deviation of magne-

tization orientation from an easy direction, as described above and (ii) local twisting of magnetization from its global direction, respectively.

The exchange stiffness A and the related spin wave dispersion $\omega(\vec{q}) = Dq^2$, where $D = 2g\mu_B A/M$, were theoretically determined for DFSs by examining the q dependent part of the *hole* spin susceptibility $\tilde{\chi}_c(\vec{q})$ at a given average Mn magnetization M (Brey and Gómez-Santos, 2003; König *et al.*, 2001; Werpachowska and Dietl, 2010a). In general, taking the presence of a spin-orbit interaction into account, D is a tensor and, moreover, terms linear in q can appear. Their magnitude and possible effects were analyzed within a multi-orbital tight binding model for thin films of (Ga,Mn)As (Werpachowska and Dietl, 2010a). A magnetic cycloid ground state was predicted for a few monolayer thick (Ga,Mn)As films.

These works made it possible to evaluate the width of the Bloch domain wall,

$$\delta_W = \pi(A/K)^{1/2}, \quad (26)$$

which is the shortest length scale of the micromagnetic theory. It was found (Dietl *et al.*, 2001a) that over the relevant range of material parameters $\delta_W \gtrsim 15$ nm stays much longer than a mean distance between holes and Mn ions in ferromagnetic (Ga,Mn)As. This evaluation substantiated the validity of the continuous medium approximation, employed in the approach exposed in this chapter. Moreover, it pointed out that the time honored micromagnetic theory, presented for (Ga,Mn)As-type ferromagnets in Appendix, and corresponding software packages, are also applicable to these systems.

The Gilbert damping parameter α_G due to particle-hole excitations in the (Ga,Mn)As valence band was evaluated first neglecting (Sinova *et al.*, 2004; Tserkovnyak *et al.*, 2004), and then taking into account quantitatively important vertex corrections within the four band model (Garate and MacDonald, 2009). A monotonic decrease of α_G with the hole scattering rate was found. Within a similar model, a magnitude of non-adiabatic spin torque β_w was evaluated and found to be of the order of one (Hals *et al.*, 2009). It would be interesting to find out how a finite value of spin-orbit splitting between Γ_8 and Γ_7 bands as well as localization and correlation effects will affect these conclusions.

A verification of the present theory by examining the temperature dependence of magnetization and specific heat is presented in Sec. X.C, whereas Sec. X.E contains a comparison of experimental results to theoretical predictions on the domain structure and spin wave excitations. Section III.E contains information on experimental determination of β_w .

F. Limitations of the mean-field p - d Zener model

Material parameters – The model is parametrized by the

lattice constant a_0 ; spin-orbit splitting Δ_0 ; Luttinger parameters (γ_1 , γ_2 , and γ_3 in the zinc-blende case when the six band Luttinger Hamiltonian is employed); exchange integral β ; Landau's Fermi liquid parameter A_F , and—for non-zero strain—by elastic moduli c_{ij} and two deformation potentials of the valence band, b and d . Two of these parameters, β and A_F , are known by now with an accuracy not better than 10%, which leads to the accumulated error in calculated T_C values of the order of 25%. Additionally, a quantitative verification of any DFS theory is challenging because of difficulties in assessing real hole and Mn concentrations that, moreover, are often non-uniformly distributed over the film volume, as discussed in Sec. II.A.

Thermodynamic magnetization fluctuations – The question how various corrections to the mean-field and continuous medium approximation affect theoretical values of T_C was addressed in some details (Brey and Gómez-Santos, 2003; Jungwirth *et al.*, 2002, 2005; Popescu *et al.*, 2006; Timm and MacDonald, 2005; Yildirim *et al.*, 2007). It was found that the mean-field p - d Zener model remains quantitatively valid for (Ga,Mn)As and related systems, typical lowering of T_C values by magnetization fluctuations being below 20%, though a value of 30% was found in the most recent study (Yildirim *et al.*, 2007), if a correction for the classical spin approximation adopted in that work is taken into account. According to Monte Carlo simulations for the 2D case, the fluctuations of magnetization diminish T_C by a factor of 2 in the absence of competing antiferromagnetic interactions, whereas in the presence of these interactions, a net quantitative correction to the mean-field approximation is much reduced (Lipińska *et al.*, 2009).

Antiferromagnetic interactions – According to results presented in Sec. VIII.A, carrier-mediated interactions compete with short-range superexchange coupling between Mn ions in cation-substitutional and/or interstitial positions. As discussed above, the presence of these antiferromagnetic interactions can be incorporated into the p - d Zener model by introducing two parameters, $x_{\text{eff}} < x$ and $T_{\text{AF}} > 0$. Additionally, the short-range antiferromagnetic interaction enhances the importance of the antiferromagnetic portion of the RKKY coupling leading, for hole densities comparable to the concentration of localized spins, to a further reduction of T_C values comparing to those expected from Eq. 17 (Ferrand *et al.*, 2001). Actually, in this limit, $p \gtrsim N_0 x$, randomness of the interaction type (ferro *vs.* antiferro) associated with RKKY oscillations can drive the system towards a spin-glass phase rather than towards a ferromagnetic ground state expected within the mean-field approximation (Eggenkamp *et al.*, 1995). The stability of the ferromagnetic phase is, however, much enhanced in III-V and II-VI DFSs by multiband structure and strong anisotropy of the valence band (Timm and MacDonald, 2005).

Kondo effect – The theory is developed for Mn concentrations high enough that magnetic ordering temperature is higher than the Kondo temperature, evaluated for II-VI p-type DMSs to be of the order of 1 K (Dietl *et al.*, 1997).

Effects of disorder and localization – The understanding of the interplay between carrier-mediated ferromagnetism and carrier localization is an emerging field of research (Dietl, 2008b; Richardella *et al.*, 2010; Sawicki *et al.*, 2010; Sheu *et al.*, 2007). The relevant questions here are how the presence of spins affect carrier localization and how carrier-mediated ferromagnetism is influenced by localization. According to experimental investigations of (Ga,Mn)As (Matsukura *et al.*, 1998) and (Zn,Mn)Te (Ferrand *et al.*, 2001), the magnitude of T_C , similarly to other thermodynamic properties, shows no critical behavior at the MIT. A non-critical behavior of T_C across the MIT stems from the scaling theory of the Anderson-Mott transition. This theory implies that an average hole localization length, which diverges at the MIT, remains much greater than the mean distance between acceptors for the experimentally important range of hole densities. Thus, holes can be regarded as band-like at the length scale relevant to coupling between magnetic ions. Hence, the spin-spin exchange interactions are effectively mediated by the itinerant carriers, so that the p - d Zener model can serve to evaluate T_C , also on the insulator side of the MIT as long as holes remain only weakly localized. This view was supported by results of inelastic neutron scattering of nearest neighbor Mn pairs in p-(Zn,Mn)Te (Keça *et al.*, 2003). In this experiment, the hole-induced change in the pair interaction energy shows the value expected for the band carriers despite that the studied sample was on the insulator side of the MIT.

As already mentioned, disorder introduces a certain life-time broadening of DOS, the effect equivalent to the lowering of T_C by a finite mean free path within the RKKY theory and being captured within, *e. g.*, the coherent potential approximation (Jungwirth *et al.*, 2005). The broadening can also be phenomenologically introduced to the p - d Zener model (Boukari *et al.*, 2002; Dietl *et al.*, 1997), typically diminishing the magnitude of DOS at ϵ_F and, thus of T_C . It was suggested (Dietl *et al.*, 2001b) that this effect would destroy theoretically predicted oscillations in the magnitude of the cubic anisotropy field as a function of the Fermi level (hole concentration), as their period is smaller than the expected broadening energy of relevant k states. It is important to note that in contrast to the one-particle DOS which determines, for instance, photoemission spectra and tunneling current (Altshuler and Aronov, 1985; Pappert *et al.*, 2006; Richardella *et al.*, 2010), the DOS for intra-band excitations, relevant to T_C does not exhibit any interaction and disorder-induced Coulomb anomaly at the Fermi energy as well as does not show a critical behavior across the MIT.

Importantly, not only ferromagnetic correlations but

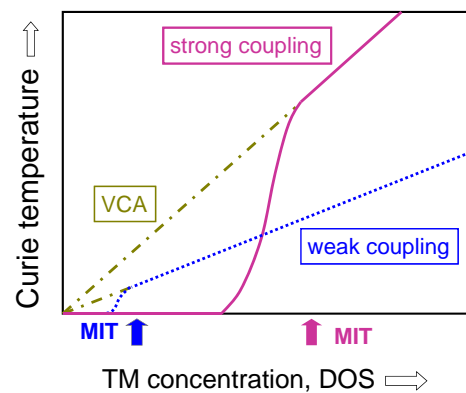


FIG. 38 (Color online) Schematic dependence of T_C on the magnetic ion concentration and density of hole states at the Fermi level for a weak and a strong p - d hybridization. Higher values of T_C are predicted within molecular field and virtual crystal approximations (VCA) for the strong coupling. However, the region where the holes are not localized and mediate the spin-spin interaction is wider in the weak coupling case. From Dietl, 2008a.

also disorder effects, particularly, carrier localization depends on the strength of the p - d interaction in DFSs. This dual effect of the p - d coupling is sketched in Fig. 38 (Dietl, 2008a). According to results presented in Secs. VII and VII.E, on going from the weak to the strong coupling regime, *i. e.*, to materials with a short bond length (nitrides, oxides), the magnitude of p - d hybridization and, hence, the TM binding energy E_I get progressively enhanced, which shifts the critical hole density p_c for the MIT towards correspondingly higher values, narrowing the hole concentration range where the carrier-mediated ferromagnetism can appear (Dietl, 2008a). At the same time, however, according to Eq. 18, the magnitude of the characteristic ferromagnetic temperature T_F increases with N_0 , that is when the cation-anion distance diminishes (Dietl *et al.*, 2000). It is still an open question whether the MIT and, thus, the region of high T_C values can be experimentally achieved in nitrides and oxides.

Another consequence of carrier localization is the presence of static nano-scale fluctuations in the local DOS, discussed in Sec. II.F. These fluctuations, typically accompanied by competing ferromagnetic and antiferromagnetic interactions, lead to a static phase separation into regions differing in the magnitude of hole density and, therefore, in the strength of ferromagnetic correlations (Dietl, 2007; Dietl *et al.*, 2000; Sawicki *et al.*, 2010). Such an electronic phase separation leads to the appearance of randomly oriented ferromagnetic bubbles that start to develop at $T^* > T_C$ (Geresdi *et al.*, 2008; Matthias *et al.*, 2002) and tend to order at $T \ll T_C$ (Sawicki *et al.*, 2010). Within this picture, the localization-induced disappearance of carrier-mediated ferromagnetism proceeds *via* a growing participation of superparamagnetic regions, leading to melting away of the percolating ferromagnetic cluster. Eventually, when

antiferromagnetic interactions will start to dominate, a spin-glass phase will set in at low temperatures (see, Sec. VIII.A). While excellent micromagnetic properties are expected deeply in the metallic regime, where the p - d Zener model should be quantitatively correct, the diminished volume of ferromagnetic regions at lower hole densities makes the model only qualitatively valid. Alternatively, in weakly compensated DFS samples, a ferromagnetic superexchange or double exchange are expected to appear in the strongly localized regime (see, Sec. VIII.B).

X. COMPARISON TO EXPERIMENTAL RESULTS

In this section a detailed comparison of experimental and theoretical results is presented for III-V and II-VI DFSs, for which relevant material parameters have been already determined. It is expected that further works on other compounds will allow for a quantitative description of magnetism also in those systems.

A. Curie temperature

1. Chemical trends in III-V DFSs

In Fig. X.A.1 the highest values of T_C found to date in p-type Mn-based III-V DMSs are reported (Abe *et al.*, 2000; Chen *et al.*, 2009; Olejnik *et al.*, 2008; Scarpulla *et al.*, 2005; Schallenberg and Munekata, 2006; Wang *et al.*, 2008b; Wojtowicz *et al.*, 2003a), and compared to the early predictions of the p - d Zener model (Dietl *et al.*, 2000; Jungwirth *et al.*, 2002) for fixed values of the Mn and hole concentrations. We see that the theory reproduces the chemical trends and describes semi-quantitatively the absolute values of T_C . The observed trend reflects a decrease of the p - d exchange energy $N_0\beta$ for larger cation-anion distances as well as an enhanced role of the competing spin-orbit interaction in materials with heavier anions. However, a comparison of (In,Mn)As and (Ga,Sb)Mn or (Ga,Mn)As and (Ga,Mn)P in Fig. X.A.1 indicates that the values of hole effective masses in particular compounds are relevant, too.

2. Curie temperatures in (Ga,Mn)As and related systems

Figure 40 presents the experimentally established values of T_C in a representative series of annealed (Ga,Mn)As thin films as a function of saturation magnetization M_{Sat} determined at low temperatures, compared to the expectation of the mean-field p - d Zener model. In order to generate the theoretical curve (solid line), the calculation scheme and the set of standard material parameters proposed previously (Dietl *et al.*, 2001b, 2000)

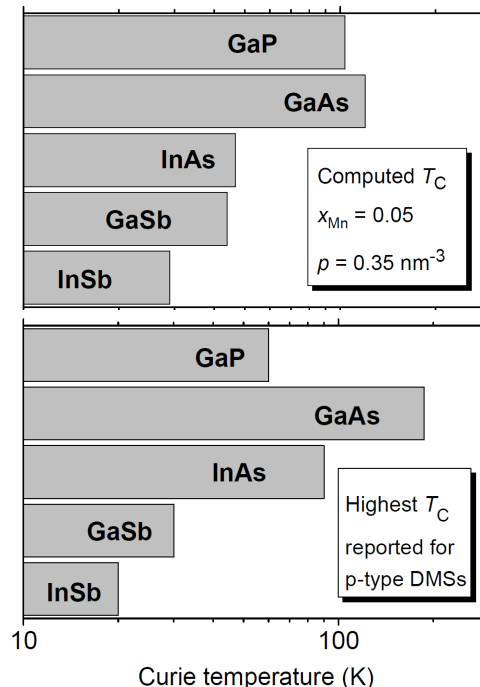


FIG. 39 Predictions of the p - d Zener model compared to experimental data for p-type (III,Mn)V DMSs. Upper panel: computed values of the Curie temperature T_C for various p-type semiconductors containing 5% of Mn and 3.5×10^{20} holes per cm^3 (Dietl *et al.*, 2000); the value for (In,Mn)Sb is taken from (Jungwirth *et al.*, 2002). Lower panel: the highest reported values for (Ga,Mn)P (Scarpulla *et al.*, 2005); (Ga,Mn)As (Chen *et al.*, 2009; Olejnik *et al.*, 2008; Wang *et al.*, 2008b); (In,Mn)As (Schallenberg and Munekata, 2006)); (Ga,Mn)Sb (Abe *et al.*, 2000); (In,Mn)Sb (Wojtowicz *et al.*, 2003a). Adapted from Dietl, 2010.

are employed.⁵ It is assumed that hole density and the effective Mn concentration are equal and related to M_{Sat} according to $p = N_0 x_{\text{eff}} = M_{\text{Sat}}/\mu$, where $\mu = 4.5\mu_{\text{text}B}$ takes into account a contribution of holes to the total magnetization. A similar comparison is shown in Fig. 41, where the theoretical curve was obtained by tight-binding theory within coherent potential and mean-field approximations, adjusting parameters to reproduce the empirical band structure of GaAs and spin-splitting of (Ga,Mn)As (Jungwirth *et al.*, 2005).

The comparison of experimental and theoretical results shown in Fig. 40 allows to draw several important conclusions concerning limitations of the p - d Zener model, listed in Sec. IX.F. In particular, higher experimental than theoretical T_C values at low M_{Sat} stem, presum-

⁵ This set is: lattice parameter $a_0 = 5.65 \text{ \AA}$; spin-orbit splitting $\Delta_0 = 0.34 \text{ eV}$; Luttinger parameters: $\gamma_1 = 6.85$, $\gamma_2 = 2.1$; $\gamma_3 = 2.9$; exchange energy $N_0\beta = -1.2 \text{ eV}$; Landau's Fermi liquid parameter $A_F = 1.2$.

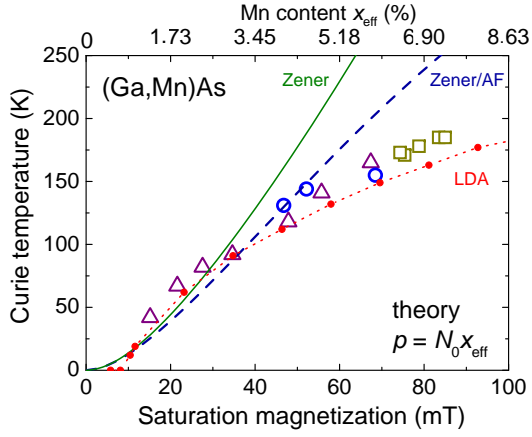


FIG. 40 (Color online) Curie temperature T_C as a function of saturation magnetization M_{Sat} for annealed (Ga,Mn)As films grown in various molecular beam epitaxy (MBE) systems (Wang *et al.*, 2008b). The solid line represents the p - d Zener model (Dietl *et al.*, 2000) assuming that the hole concentrations are equal to Mn concentrations $N_0 x_{\text{eff}}$ contributing to saturation magnetization, which overestimates T_C in the presence of Mn interstitials. Dashed line was obtained including phenomenologically antiferromagnetic interactions between Ga-substitutional Mn spins. Results of computations within one of *ab initio* approaches (Sato *et al.*, 2010) are also shown for a comparison.

ably, from nano-scale magnetization fluctuations at the localization boundary making that a portion of Mn spins does not participate in the ferromagnetic order. Under these conditions, an experimentally determined average value of M_{Sat} is smaller than relevant M_{Sat} corresponding to the ferromagnetic percolation cluster setting up at T_C .

In the high M_{Sat} range, in turn, the magnitude of T_C saturates faster with M_{Sat} than expected theoretically. In addition to a correction for the effect of thermodynamic magnetization fluctuations, two other effects appear to come into play in this regime.

First, a relative importance of short range antiferromagnetic interactions between Ga-substitutional Mn ions increases with the Mn concentration. As discussed in Sec. VIII.A, these interactions do not affect x_{eff} in (Ga,Mn)As but make $T_{\text{AF}} > 0$. Since a dependence $T_{\text{AF}}(x_{\text{eff}}, T)$ is unknown for (Ga,Mn)As, guided by results for II-VI DMSs and (Ga,Mn)N (Sec. VIII), one can assume $T_{\text{AF}} = (M_{\text{Sat}}/A)^m$, where A is a fitting parameter and $m = 2.3$. The dashed line in Fig. 40 has been obtained with $\mu_0 A = 10.6$ mT.

Second, it is rather probable that Mn interstitials are not entirely removed by annealing in this range of Mn content (see, Secs. II.E and III.A). If this is the case, the hole concentration is diminished according to Eqs. 1 and 2, $p = N_0(x_{\text{eff}} - x_{\text{I}} - zN_{\text{D}})$. In particular, for $M_{\text{Sat}} = 71$ mT, which corresponds to $x_{\text{eff}} = 6.1\%$, the p - d Zener model with antiferromagnetic interactions reproduces $T_C = 170$ K for $x_{\text{I}} = 1.8\%$ (if $N_{\text{D}} = 0$), meaning

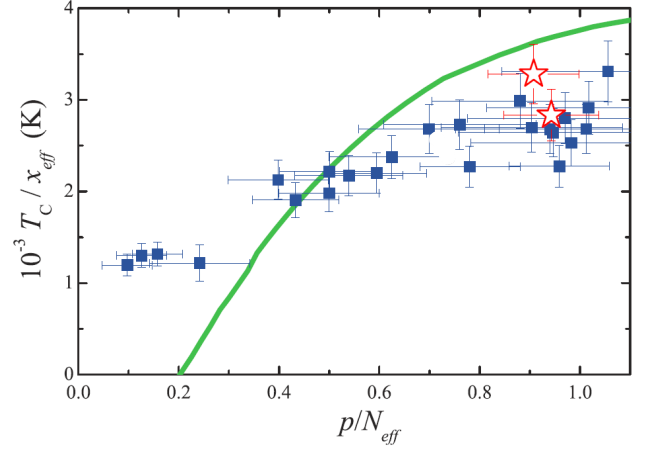


FIG. 41 (Color online) Curie temperature T_C versus hole concentration p normalized by the effective Mn density (T_C/x_{eff} and $p/N_0 x_{\text{eff}}$, respectively) for annealed (Ga,Mn)As thin films, where squares and stars represent samples with hole density p determined from high field Hall effect and ion channeling measurements (Rushforth *et al.*, 2008), respectively. The solid curve shows the tight-binding theory (Jungwirth *et al.*, 2005). Adapted from Wang *et al.*, 2013.

that $x = 9.7\%$. A systematically observed saturation in values x_{eff} and T_C for $x > 10\%$ (Chiba *et al.*, 2007; Mack *et al.*, 2008; Ohya *et al.*, 2007b) suggests that substitutional incorporation of Mn is particularly difficult in such heavily Mn doped (Ga,Mn)As samples.

Finally, it should be recalled referring to Fig. 41 that the agreement between the experimental and theoretical values could presumably be improved further on by noting that the hole concentration p is underestimated and overestimated by the Hall effect measurements in the range of low and high concentrations of Mn acceptors, respectively, as discussed in Sec. II.G.

In view of the above discussion, particularly welcome are studies of T_C as a function of hole density in a single sample, as such a dependence is virtually independent of poorly known values of T_{AF} and background concentrations of compensating donors, $N_0 x_{\text{I}}$ and N_{D} . According to numerical results for the p - d Zener model (Dietl *et al.*, 2001b), $\gamma = d \ln T_C / d \ln p = 0.6 - 0.8$ in the relevant region of hole densities. This prediction was confirmed experimentally by tracing the dependence $T_C(p)$ in (Ga,Mn)As (Mayer *et al.*, 2010) and (Ga,Mn)P (Winkler *et al.*, 2011) films irradiated by ions that produce hole compensating donor defects, the original data for (Ga,Mn)As shown already in Fig. 13. As depicted in Fig. 42, the $T_C(p)$ results point to $\gamma = 0.5 - 1.0$, in agreement with the theory.

However, detailed studies of changes in T_C induced by the gate voltage V_g in metal-insulator-semiconductor (MIS) structures of (Ga,Mn)As (Nishitani *et al.*, 2010; Sawicki *et al.*, 2010) led to an entirely different value, $\gamma = d \ln T_C / d \ln(-V_g) = 0.19 \pm 0.02$ (Nishitani *et al.*, 2010). As shown in Fig. 43, this finding was elucidated

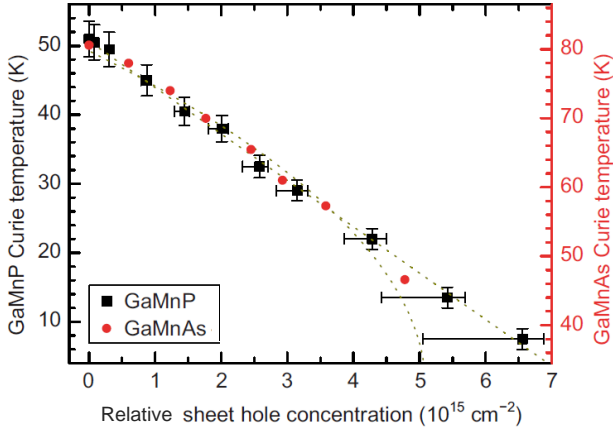


FIG. 42 (Color online) Curie temperature T_C as a function of sheet hole density change by consecutive irradiations with Ne^+ and Ar^+ ions in $\text{Ga}_{1-x}\text{Mn}_x\text{As}$, $x = 0.045$, grown by low-temperature MBE (Mayer *et al.*, 2010) and in $\text{Ga}_{1-x}\text{Mn}_x\text{P}$, $x \approx 0.038$, obtained by ion implantation and pulsed-laser melting (Winkler *et al.*, 2011), respectively. Dotted lines show limiting trends in $T_C \propto p^\gamma$, where $\gamma = 0.5$ and 1, in accord with the theoretical anticipation, $\gamma = 0.6\text{--}0.8$ (Dietl *et al.*, 2001b; Nishitani *et al.*, 2010). For comparison, the *ab initio* approach providing the data shown in Fig. 40 predicted ferromagnetic ordering to vanish already entirely ($T_C = 0$) for hole density reduced twofold by compensation (Sato *et al.*, 2010). After Winkler *et al.*, 2011.

by the p - d Zener model generalized to the case of a non-uniform hole distribution obtained by solving the Poisson equation in thin (Ga,Mn)As layers (Eq. 20), in which the Fermi level at the surface is pinned in the gap region by surface states (Nishitani *et al.*, 2010; Sawicki *et al.*, 2010).

However, a much higher value, $\gamma \gtrsim 1$, was observed for MIS structures of (Ga,Mn)Sb, as shown in Fig. 44(a) (Hsiao Wen Chang *et al.*, 2013). According to theoretical evaluations from Eq. 20, the efficiency of T_C tuning by V_G and, hence, the magnitude of γ depends strongly on the energy position of surface states in respect to the valence band top. Since in (Ga,Mn)Sb, in contrast to (Ga,Mn)As, the Fermi level is pinned in the valence band by surface states, a large value of γ is theoretically expected, as depicted in Fig. 44(b).

A relation between T_C and film resistance R , changed by ferroelectric overlayers, was determined to be $\delta = -d \ln T_C / d \ln R = 0.35 \pm 0.05$ for a number of thin (Ga,Mn)As films (Stolichnov *et al.*, 2011). Information on changes in hole mobility is needed to compare δ and γ .

Finally, results of a study of T_C as a function of hydrostatic pressure P (Gryglas-Borysiewicz *et al.*, 2010) were found consistent with the diagram in Fig. 38: T_C increases with P according to the p - d Zener model at a high hole concentration but it decreases in a sample close to the localization boundary. An increase of T_C with P , of the magnitude corroborating the p - d Zener model, was

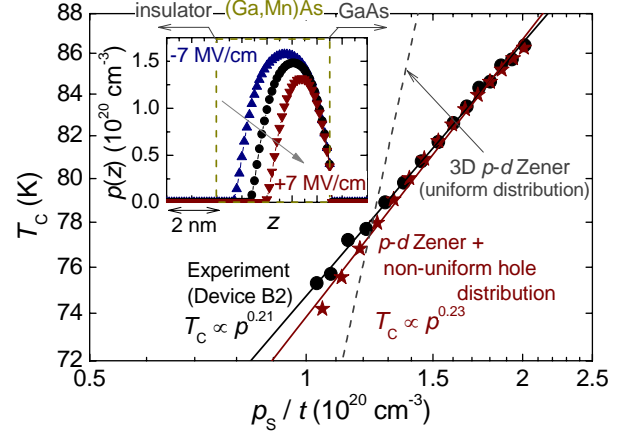


FIG. 43 (Color online) Curie temperature T_C in a metal-oxide-semiconductor structure, in which the gate electric field E_G changes the hole distribution (inset) and density (the areal hole concentration p_s normalized to the thickness t of the (Ga,Mn)As channel). The solid line represents the generalized p - d Zener model for thin layers (Eq. 20), whereas the dotted line shows the dependence predicted by the p - d Zener model for the 3D case, corroborated by the data in Fig. 42. From Nishitani *et al.*, 2010.

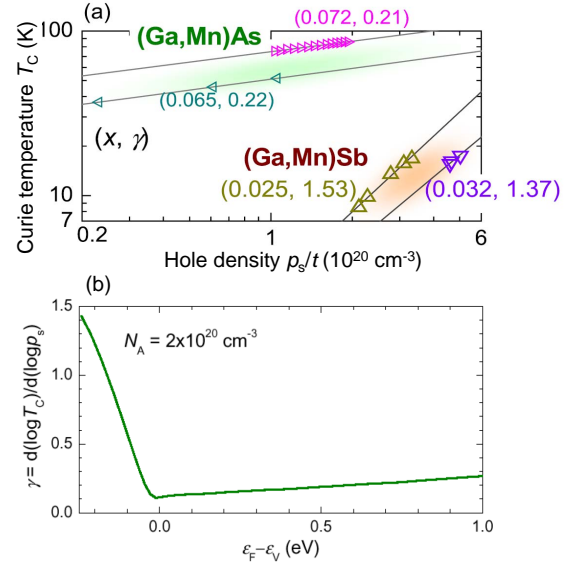


FIG. 44 (Color online) (a) Curie temperatures T_C for various surface densities of holes p_s changed by gate voltage in $\text{Ga}_{1-x}\text{Mn}_x\text{As}$ and $\text{Ga}_{1-x}\text{Mn}_x\text{Sb}$ channels of the thickness $t = 5$ nm. The values of $\gamma = d \ln T_C / d \ln n_s$ are also shown (from Hsiao Wen Chang *et al.*, 2013). (b) Computed values of γ as a function of the position of the Fermi level at the surface in respect to the valence band top for Mn acceptor concentration $2 \times 10^{20} \text{ cm}^{-3}$ and band structure parameters of GaAs; the Fermi energy is known to be pinned by surface states in the band gap of GaAs and in the valence band of GaSb (from Ohno, 2013).

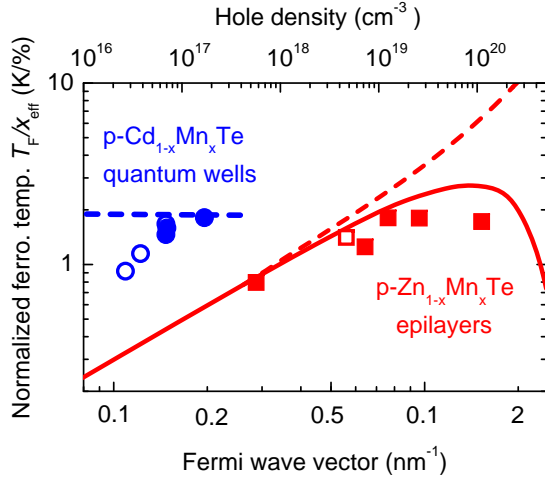


FIG. 45 (Color online) Ferromagnetic temperature $T_F = T_C + T_{AF}$ normalized to the effective Mn concentration as a function of the Fermi wave vector (lower scale) and the hole density (upper scale) for epilayers of p-type $Zn_{1-x}Mn_xTe$ doped with N (full squares, Ferrand *et al.*, 2001) and P (empty square, Andrearczyk *et al.*, 2001) as well as for modulation doped p-(Cd,Mn)Te quantum wells (full circles, Haury *et al.*, 1997; empty circles, Boukari *et al.*, 2002). The dashed line represents the 2D (Dietl *et al.*, 1999) and 3D $p-d$ Zener model (Dietl *et al.*, 2000). Solid line is theoretical for the 3D case, taking into account the antiferromagnetic portion of the RKKY interaction (Ferrand *et al.*, 2001). The dashed line represents the 3D $p-d$ Zener model (Dietl *et al.*, 2000).

also reported for (In,Mn)Sb (Csontos *et al.*, 2005).

3. Curie temperatures in II-VI DFSs

Since Mn in II-VI DMSs does not provide any carriers, it is possible to vary the Mn and hole concentration independently as well as to prepared modulation-doped quantum wells, in which the mean free path is longer than the well width. However, a relatively strong short-range antiferromagnetic (AF) coupling between Mn spins in II-VI DMSs, reduces T_C significantly, as discussed in Sec. VIII.A. The corresponding values of $T_{AF}(x)$ and $x_{\text{eff}}(x)$ were determined from magnetization or spin-splitting studies for undoped DMSs, confirming that at low Mn concentrations $x \lesssim 5\%$, $x_{\text{eff}} = x(1-x)^{1/2}$, as AF coupling between the nearest neighbor Mn pairs is there essential. As shown in Fig. 45, taking the presence of the AF interactions into account, the magnitudes of T_F can be described quantitatively in p-(Zn,Mn)Te (Ferrand *et al.*, 2001).

In the case of 2D quantum wells of p-(Cd,Mn)Te, the data shown in Fig. 45, substantiated the validity of Eq. 21 and, in particular, the dimensional enhancement of DOS and thus of T_F in the range of low carrier densities. The parameter $A_F = 2.0$ was adjusted to explain the magnitude of T_F (Boukari *et al.*, 2002; Haury *et al.*, 1997),

a value consistent with its independent magneto-optical evaluation (Kossacki *et al.*, 2004a). A more detailed analysis, combining solving of the Schrodinger equation for a given Mn distribution with Monte Carlo simulations for competing FM and AF interactions, confirmed the presence of scattering broadening of DOS, and the associated reduction of T_F at low hole concentrations (Lipińska *et al.*, 2009). Furthermore, the simulations explained a specific shape of $M(H)$ in terms of fast Mn dynamics, even below T_C , caused by AF coupling to Mn spins residing beyond the region penetrated by holes.

A particularly relevant is the question whether the Zener theory can be extended to n-type DMSs. So far an indication of ferromagnetism was found by the observation of resistance hysteresis in n- $Zn_{1-x}Mn_xO:Al$ with $x = 3\%$ and $n = 1.4 \times 10^{20} \text{ cm}^{-3}$, which persisted up to 160 mK (Andrearczyk *et al.*, 2001). Such a value of T_C , factor of 20 lower than in p-type $Zn_{1-x}Mn_xTe$ with a similar Mn content, is—in fact—expected theoretically from Eq. 16: for similar values of A_F and ρ_s in both systems, one order of magnitude difference between α^2 and β^2 implies that the Mn spin susceptibility in the absence of carriers, $\chi_S(T_C)$, has to be greater by a similar factor, which was realized by lowering temperature below 200 mK.

B. Interlayer coupling

Detailed theoretical studies of interlayer exchange energy were carried out for (Ga,Mn)As/GaAs superlattices within the multiorbital TBA (Sankowski and Kacman, 2005). The case of the (Al,Ga)As spacer was also considered. This theory predicted the regions of hole and Mn densities as well as spacer thicknesses and Al concentrations, in which an antiferromagnetic interaction between (Ga,Mn)As layers should appear. However, only ferromagnetic coupling has so far been observed experimentally for undoped spacers, as discussed in Sec. VI. It would be interesting to find out whether the parameter space where the antiferromagnetic interaction exists would become narrower if disorder and hole redistribution between particular LT-grown layers were incorporated into the theory in a self-consistent manner. Furthermore, the role of dipole-dipole interactions is to be considered, too.

C. Magnetization and specific heat

It appears not easy to separate experimentally the hole contribution M_C to the total magnetization M_S and, in particular, to verify whether it reduces M_S by 10%, as predicted theoretically. However, measurements of XMCD at the As K -edge did provide the values of spin and orbital magnetic moments (Freeman *et al.*, 2008; Wadley *et al.*, 2010) in agreement with the theory of hole magnetization (Śliwa and Dietl, 2013). Furthermore, a

recent study (Ciccarelli *et al.*, 2012), using (Ga,Mn)As as a gate for the Coulomb blockade in an Al dot, allowed to determine the dependence of the Fermi level position on the magnetic field. By using thermodynamic relations $\epsilon_F = -\partial F_c/\partial p$ and $M_c = -\partial F_c/\partial H$, where F_c is the carrier free energy we obtain $\partial\epsilon_F/\partial H = \partial M_c/\partial p$. For $x = 3\%$ and assuming $x_I = 0$ or 0.5% the theory (Śliwa and Dietl, 2006, 2013) leads to $-\partial M_c/\partial p = 14$ or $15 \mu\text{eV}/\text{T}$, respectively, in good agreement with the experimental value of $-\partial\epsilon_F/\partial\mu_0 H = 18 \pm 3 \mu\text{eV}/\text{T}$ for $\text{Ga}_{0.097}\text{Mn}_{0.03}\text{As}$ in the magnetic fields saturating Mn spins, $\mu_0 H > 7.5 \text{ T}$ (Ciccarelli *et al.*, 2012).

It appears that there are three main ingredients underlying the temperature dependence of spontaneous magnetization in (Ga,Mn)As-type DFSs, which we discuss *vis à vis* theoretical expectations.

- The mean-field Eq. 14 allowed to determine TM magnetization $M(T, H)$. It was predicted that the dependence $M(T)$ should evolve from the Brillouin-like convex form at high hole densities towards a concave shape at the Fermi energy smaller than the low temperature spin splitting of the carrier band (Dietl *et al.*, 2001b). Such a change in the magnetization behavior on reducing carrier density at a given Mn concentration was indeed observed in (Ga,Mn)As (Mayer *et al.*, 2010). However, the concave shape is also expected, and commonly observed (Sheu *et al.*, 2007), when the proximity of the Anderson-Mott localization results in the formation of superparamagnetic-like regions, whose magnetization grows relatively slowly on decreasing temperature (Sawicki *et al.*, 2010).
- It was shown that away from the localization boundary, the dependence $M_s(T)$ obeys the Bloch $T^{3/2}$ law, demonstrating the importance of spin wave excitations (Potashnik *et al.*, 2002). However, the magnitude of the spin wave stiffness D which was obtained in this way for a large series of samples, was by about factor of 2 greater than expected theoretically (Werpachowska and Dietl, 2010a). This discrepancy was resolved (Werpachowska and Dietl, 2010a) by taking into account the presence of the spin gap brought by the anisotropy field (Eq. A4). As shown, in Fig. 46, the theory described the experimental dependence $M_s(T)$ with no adjustable parameters.
- A complex temperature dependence of magnetization was revealed in samples for which a combination of strain, hole and Mn density values resulted in the temperature-induced spin reorientation transition (Sawicki *et al.*, 2004, 2005; Wang *et al.*, 2005c). A simple single-domain model was found to describe both $\vec{M}_s(T)$ in the whole temperature range and a critical-like behavior of a.c. magnetic susceptibility in the vicinity of the transition (Wang *et al.*, 2005c).

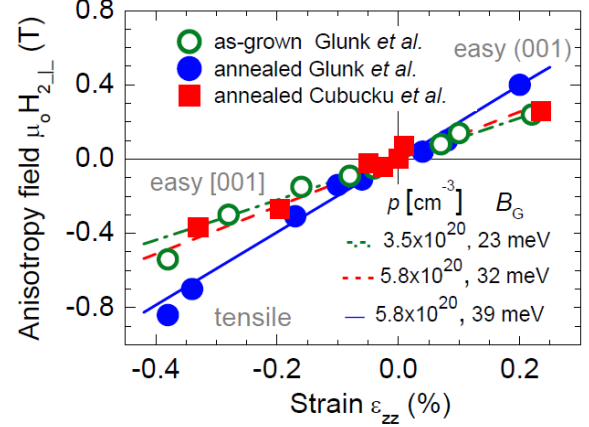


FIG. 46 (Color online) Temperature dependence of magnetization in (Ga,Mn)As (Gourdon *et al.*, 2007; Potashnik *et al.*, 2002) compared to the Brillouin (dashed line) and Bloch theories neglecting and taking the spin gap into account (dotted and solid lines, respectively). From Werpachowska and Dietl, 2010a.

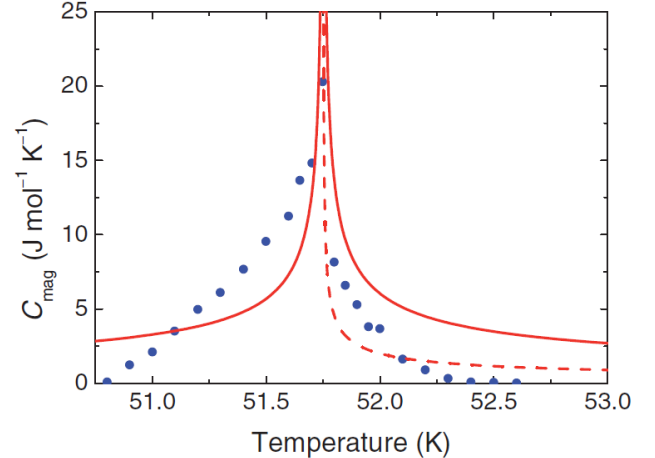


FIG. 47 (Color online) Experimentally determined specific heat anomaly at the Curie temperature T_C in as-grown $\text{Ga}_{0.974}\text{Mn}_{0.026}\text{As}$, (points, Yuldashev *et al.*, 2010). Theoretical temperature dependence of the magnetic specific heat calculated with no adjustable parameters for the Heisenberg and Ising models (solid and dashed lines, respectively, Śliwa and Dietl, 2011).

Within the Ginzburg-Landau approach, spin wave stiffness D controls also the lambda-like anomaly of specific heat $C(T)$ near T_C . As shown in Fig. 47, the theory (Śliwa and Dietl, 2011) described the experimental data (Yuldashev *et al.*, 2010) reasonably well, particularly assuming that owing to uniaxial anisotropy, the Ising universality class applies to (Ga,Mn)As.

D. Magnetic anisotropy and magneto-elastic phenomena

A comparison of experimental data summarized in Sec. III.B) to the theoretical model (Sec. IX.C), developed assuming literature values of deformation potentials and elastic moduli (see, e. g., Stefanowicz *et al.*, 2010a), leads to a number of conclusions concerning particular contributions to bulk crystalline magnetic anisotropy in DFSs.

Cubic anisotropy: As anticipated taking disorder into consideration (Dietl *et al.*, 2001b), the experimental value of the cubic anisotropy field does not show any noticeable oscillatory behavior as a function of the hole concentration, expected within the disorder-free theory. At the same time, the observed order of magnitude $\mu_0 H_c \simeq 0.1$ T at $T \ll T_C$ and temperature dependence are consistent with the predicted amplitude of oscillations (Abolfath *et al.*, 2001; Dietl *et al.*, 2001b; Stefanowicz *et al.*, 2010a; Zemen *et al.*, 2009). However, why the cubic easy axis assumes predominantly $\langle 100 \rangle$ orientations in (Ga,Mn)As, whereas the $\langle 110 \rangle$ directions are preferred in (In,Mn)As and (Ga,Mn)P has not yet been theoretically explained.

In-plane uniaxial anisotropy: The sign and values of $\mu_0 H_{xy}$ and $\mu_0 H_{zz}$ found experimentally confirm the existence of a theoretically expected surplus of Mn dimers oriented along the $[110]$ direction for (001) (Ga,Mn)As (Birowska *et al.*, 2012), though the dimer formation can depend sensitively on the surface reconstruction, partial pressure of As, growth rate and temperature. The corresponding lowering of symmetry is described by effective strains ϵ_{xy} and ϵ_{zz} that can be incorporated into the p - d Zener model. The in-plane uniaxial anisotropy field $\mu_0 H_{xy}$ obtained is this way for (Ga,Mn)As (Stefanowicz *et al.*, 2010a; Zemen *et al.*, 2009) is shown in Fig. 48 as a function of the hole concentration for two values of spontaneous magnetization $M(T)$. In this range, $\mu_0 H_{xy}$ is linear in ϵ_{xy} , so that the magnitudes of p and M corresponding to the spin reorientation transitions [*i. e.*, $H_{xy}(p, \Delta) = 0$] do not depend on the actual asymmetry in the Mn dimer distribution, which can vary from sample to sample, depending on epitaxy conditions. These theoretical results are in accord with directions of spin-reorientation transitions $[1\bar{1}0] \rightleftharpoons [110]$ observed as a function of either hole density or temperature in both high (Sawicki *et al.*, 2005) and low hole concentration range, where gating was employed to vary hole concentrations (Chiba *et al.*, 2008a; Sawicki *et al.*, 2010).

Furthermore, the theory confirms a weaker temperature dependence of H_{xy} comparing to H_c , which according to theoretical results shown in Fig. 49 for (Ga,Mn)As leads to the spin reorientation transition from $[100]$ to $[110]$ on increasing temperature, in agreement with the experimental observations (Kamara *et al.*, 2012; Wang *et al.*, 2005c; Welp *et al.*, 2003).

The same approach was successfully applied to explain

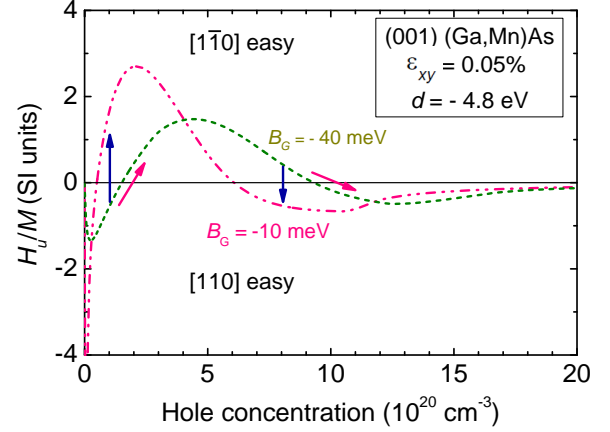


FIG. 48 (Color online) Theoretical in-plane uniaxial anisotropy field in (001) (Ga,Mn)As, normalized by magnetization, as a function of hole concentration at shear strain $\epsilon_{xy} = 0.05\%$ for two values of the valence-band spin splitting parameter, $B_G = A_F \beta M(T) / 6g\mu_B$ (adapted from Stefanowicz *et al.*, 2010a; Zemen *et al.*, 2009). Arrows show expected theoretically and observed experimentally (Chiba *et al.*, 2008a; Sawicki *et al.*, 2010, 2005) spin reorientation transitions on increasing hole density or temperature.

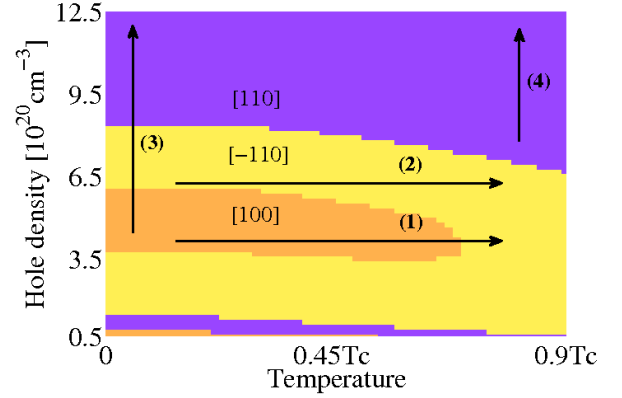


FIG. 49 (Color online) Theoretical hole density - temperature diagrams of crystal directions with the largest projection of the magnetic easy axis at $x_{\text{eff}} = 7\%$, $\epsilon_{xy} = 0.03\%$, $\epsilon_{zz} = 0.2\%$. Arrows mark spin reorientation transitions driven by change of temperature or hole density. From Zemen *et al.*, 2009.

the direction and the magnitude of easy axis rotation as a function of the voltage applied to a piezoelectric actuator containing a (Ga,Mn)As film cemented to its surface along one of $\langle 110 \rangle$ directions (Rushforth *et al.*, 2008). In this case a real and known strain ϵ_{xy} is imposed by the actuator.

Theoretical description of the magnitude of K_{xz} within the p - d Zener model for (113) (Ga,Mn)As (Stefanowicz *et al.*, 2010a) pointed also to the presence of a symmetry lowering perturbation. The current theory of

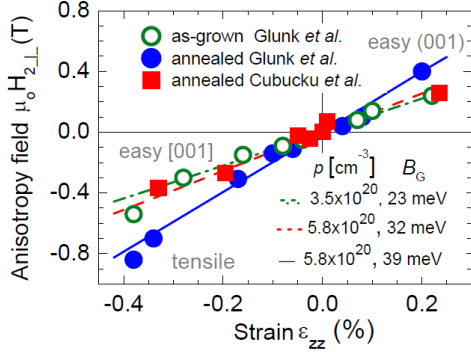


FIG. 50 (Color online) A uniaxial anisotropy field induced by epitaxial strain in (Ga,Mn)As/(Ga,In)As (circles, Glunk *et al.*, 2009) and in (Ga,Mn)(As,P)/GaAs (squares, Cubukcu *et al.*, 2010) compared to predictions of the p - d Zener model for the selected values of the hole concentrations and the parameter B_G characterizing the valence band spin-splitting (Glunk *et al.*, 2009). The value $B_G = 30$ meV corresponds to saturation magnetization at $x_{\text{eff}} \simeq 0.05$.

dimer-related magnetic anisotropy for (001) (Ga,Mn)As (Birowska *et al.*, 2012) has not yet been extended to other orientations of the substrate, so that this finding awaits for a theoretical interpretation.

Out-of-plane uniaxial anisotropy: As exemplified in Fig. 50, the theory (Dietl *et al.*, 2001b) describes quantitatively the magnitude anisotropy field $\mu_0 H_{zz}$ in (001) (Ga,Mn)As at 4 K as well as its dependence on the epitaxial strain ϵ_{zz} , as determined by various groups (Cubukcu *et al.*, 2010; Glunk *et al.*, 2009) for samples with typical hole and Mn concentrations, $3 \times 10^{20} \lesssim p \lesssim 6 \times 10^{20} \text{ cm}^{-3}$, $0.035 \lesssim x_{\text{eff}} \lesssim 0.065$. At given p , H_{zz} varies linearly with spontaneous magnetization $M_s(T)$ (at not too high M_s), which accounts for the dependence of H_{zz} on temperature. A good agreement between the experiment and theory for magnetic anisotropy generated by epitaxial strain was also found for (113) (Ga,Mn)As (Stefanowicz *et al.*, 2010a).

By decreasing hole density down to $p \approx 10^{20} \text{ cm}^{-3}$, a temperature-dependent spin reorientation transition takes place from in-plane to perpendicular easy axis orientations (see, Sec. III.B), in agreement with theoretical predictions within the six bands' kp model (Dietl *et al.*, 2001b), as shown in Fig. 51. The perpendicular alignment of the easy axis for compressive strain is actually expected within a kp four band model of the valence band, which is valid at low hole concentrations. This model implies the perpendicular and in-plane orientation of the total orbital momentum \vec{J} of holes for compressive and tensile strain, respectively, explaining the corresponding alignment of Mn spins in (Al,Ga,Mn)As (Takamura *et al.*, 2002) and (Ga,Mn)P (Bihler *et al.*, 2007) in the low hole

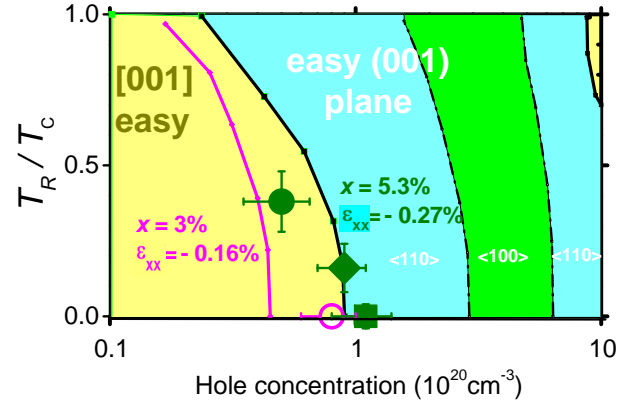


FIG. 51 (Color online) Experimental (solid points) and computed values (thick lines) of the ratio of the spin reorientation temperature to Curie temperature for a flip of the easy axis from the perpendicular to in-plane direction in $\text{Ga}_{1-x}\text{Mn}_{1-x}\text{As}$. The hole concentration in the $x = 5.3\%$ sample is changed by annealing. No spin reorientation transition was found for the $x = 3\%$ sample (empty circle), in agreement with the theory for this Mn concentration. Dashed lines mark expected temperatures for the reorientation of the easy axis between $\langle 100 \rangle$ and $\langle 110 \rangle$ in-plane directions. The $\langle 100 \rangle$ orientation of the in-plane easy axis is observed for these samples. Adapted from Sawicki *et al.*, 2004.

concentration regime.

According to theoretical results displayed in Fig. 51, at high hole densities $p \gtrsim 10^{21} \text{ cm}^{-3}$, a subsequent spin reorientation transition between in-plane and perpendicular-to-plane magnetic anisotropy is expected theoretically for (Ga,Mn)As (Sawicki *et al.*, 2004; Werpachowska and Dietl, 2010b; Zemen *et al.*, 2009), which has not yet been found experimentally.

In the case of patterned nanobars, a starting point of a theoretical analysis was a strain distribution, as determined by finite element computations and x-ray diffraction for nanobars patterned along various crystallographic directions from two different (Ga,Mn)As wafers (King *et al.*, 2011). A linear dependence of the magnetic anisotropy energy on strain allowed to develop theory in terms a mean strain over the bar cross-section. As a whole, the theory confirmed that strain relaxation accounts for the alignment of the easy axis along the long edge of nanobars, as observed (Hümpfner *et al.*, 2007; King *et al.*, 2011). However, while the computed magnitude and temperature dependence of magnetic anisotropy characteristics were found in a satisfactory agreement with the data for nanobars patterned from one wafer, there were significant quantitative discrepancies in the case of another series of nanobars (King *et al.*, 2011). It might be that the single domain approximation breaks down in some samples with highly non-uniform strain distribution.

Another important effect of strain in zinc-blende crystals is the appearance in the hole dispersion of terms

linear in k , coupled to the hole total orbital momentum \vec{J} , given within the four band model by (Ivchenko and Pikus, 1995),

$$\mathcal{H}_{k\epsilon} = C_5 \vec{\phi} \vec{J} + C_6 \vec{\psi} \vec{J}. \quad (27)$$

Here C_i are relevant kp parameters (deformation potentials); $\phi_x = k_y \epsilon_{xy} - k_z \epsilon_{xz}$ [and cyclic permutations (c. p.)] and $\psi_x = k_x (\epsilon_{yy} - \epsilon_{zz})$ (and c. p.), where ϵ_{ij} denote the sum of the deformation-induced and effective components of the strain tensor. Remarkably, the form of $\mathcal{H}_{k\epsilon}$ implies that electric current, by leading to a non-zero value of $\langle \vec{k} \rangle$ in its direction, generates an effective magnetic field that can orient hole spins and, thus, serve to switch the direction of magnetization. Such an effect was demonstrated experimentally (Chernyshov *et al.*, 2009; Endo *et al.*, 2010b), and interpreted within this kp formalism.

Finally, we note that the theory (Dietl *et al.*, 1997; Kossacki *et al.*, 2004b) readily explains why in p-type (Cd,Mn)Te quantum wells under compressive strain the easy axis is along the growth direction z (Fig. 19), as for this strain configuration and confinement the heavy hole subband is occupied, for which $J_z = \pm 3/2$ and, thus, $s_z = \pm 1/2$. In contrast, for tensile strain light hole subband is involved, so that $J_z = \pm 1/2$, and hence the hole spins and, thus, the easy axis assume the in-plane orientation.

E. Domain structure, exchange stiffness, and spin waves

Macroscopically large magnetic domains were observed in (Ga,Mn)As with in-plane magnetic anisotropy (Welp *et al.*, 2003), which confirmed excellent micromagnetic properties of this system. High-resolution electron holography technique provided direct images of domain wall magnetization profiles of such films (Sugawara *et al.*, 2008). The Néel type domain walls were found of the width ranging from approximately 40 to 120 nm, the values consistent with the magnitude of $(A/K_C)^{1/2} \approx 40$ nm computed within the p - d Zener model for the studied films (Sugawara *et al.*, 2008).

In the case of a 200 nm thick (Ga,Mn)As film under tensile strain imposed by an (In,Ga)As substrate, with the easy axis perpendicular to the plane, periodic stripe domains were revealed by a micro-Hall scanning probe (Shono *et al.*, 2000). It was found (Dietl *et al.*, 2001a) that the values of the energy K_u of uniaxial magnetic anisotropy and of the exchange stiffness A , both determined from the p - d Zener model, lead to the low-temperature width of the stripes $W = 1.1 \mu\text{m}$, which compares favorably with the experimental value $W = 1.5 \mu\text{m}$. However, the data suggest that a decrease of A with temperature is slower than expected theoretically.

More recently, the values of M_s , K_u , and A were determined for a series of (Ga,Mn)As and (Ga,Mn)(As,P)

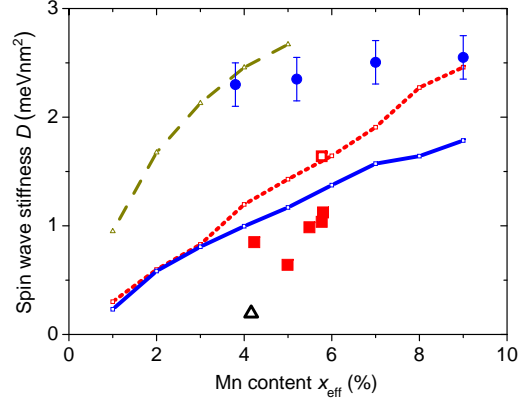


FIG. 52 (Color online) Spin-wave stiffness obtained from time-resolved magneto-optical studies of $\text{Ga}_{1-x}\text{Mn}_x\text{As}$ at 15 K (solid circles, Němec *et al.*, 2013) and from widths of domain stripes (Haghgoo *et al.*, 2010) measured at 4 K (empty square) or determined by extrapolation to low temperatures the values obtained at $T = 0.4T_C$ (solid squares) for (Ga,Mn)(As,P) on GaAs and (Ga,Mn)As on (In,Ga)As (solid triangle). Solid and dotted lines represent zero-temperature p - d Zener modeling with no adjustable parameter for $p = 0.3N_0x$ and $p = N_0x$, respectively, in (Ga,Mn)As (Werpachowska and Dietl, 2010a). Zero-temperature spin wave stiffness obtained by *ab initio* computations is shown for a comparison (dashed line, Bouzerar, 2007).

50-nm films with perpendicular magnetic anisotropy by combining magnetometry and ferromagnetic resonance with Kerr microscopy that allowed to determine the period of stripe domains (Haghgoo *et al.*, 2010). As shown in Fig. 52, the low temperature value of $D = 2g\mu_B A/M$ deduced from the data agrees with the expectations of the p - d Zener model for $T \ll T_C$. On the other hand, a decrease of A and, thus of D with temperature for this sample is *faster* in this case (Haghgoo *et al.*, 2010) than expected theoretically. Accordingly, the magnitude of D obtained for a series of samples at $T = 0.4T_C$, even enlarged by 20% implied by temperature variation of M_s between $T = 0.4T_C$ and $T \ll T_C$, are lower than theoretically predicted (Fig. 52).

Spin-wave signatures were clearly resolved in ferromagnetic resonance (FMR) (Bihler *et al.*, 2009; Fedorych *et al.*, 2002; Liu *et al.*, 2007) and pump-probe differential magnetic Kerr experiments (Wang *et al.*, 2007a) on (Ga,Mn)As films. However, a quantitative interpretation of resonance energies in terms of dimensional quantization of the spin wave spectrum was so-far possible only assuming the presence of long range inhomogeneities along the growth direction, taken in the form of a triangular (Bihler *et al.*, 2009) or a parabolic well (Liu *et al.*, 2007). Similarly, heavily debated are effects of pinning, magnetic anisotropy, and modes at surfaces and interfaces (Bihler *et al.*, 2009; Liu *et al.*, 2007; Wang *et al.*, 2007a). The experimental values of spin-wave stiffness D obtained by various experiments show a rather large

dispersion (Werpachowska and Dietl, 2010a).

Recently, spin-wave-like resonances were detected by time-resolved magneto-optics on a series of thin annealed (Ga,Mn)As samples (Němec *et al.*, 2013). Energy differences between particular resonances and scaling with sample thickness indicated that dimensional quantization of bulk spin waves in spatially uniform ferromagnetic slabs was observed. The values of D obtained in this way are larger by a factor of about 2 than expected within the p - d Zener model, as shown in Fig. 52.

F. Spintronic structures

Modeling of spin-injection efficiency, tunneling magnetoresistance, and domain wall resistance in various structures of DFSs is particularly appealing from the theoretical perspective as useful results can be obtained neglecting disorder entirely. Below we present a quantitative outcome of the disorder-free Landauer-Büttiker coherent transport theory combined with either multiband kp or multiorbital tight-binding approaches, the latter better handling the inversion symmetry breaking (Dresselhaus terms) and interfacial Rashba effects as well as the tunneling *via* \vec{k} points away from the zone center. Within the employed formalisms, the holes are assumed to reside in the GaAs-like valence band, subject to the p - d exchange interaction treated within the virtual crystal and molecular field approximations with the standard values of the sp - d exchange energies, $N_0\alpha = 0.2$ eV and $N_0\beta = -1.2$ eV. As shown in this section, a number of prominent spintronic characteristics, including spin injection efficiency, the magnitude of TMR and TAMR effects as well as domain-wall resistance (reviewed in Secs. IV, V.D, and III.E, respectively), are captured by such modeling, though some aspects of experimental results, such as zero-bias anomaly in tunneling spectra (Chun *et al.*, 2002; Pappert *et al.*, 2006; Richardella *et al.*, 2010), a strong temperature dependence of TMR magnitude at $T \ll T_C$ (Chiba *et al.*, 2004a) or very large values of TAMR in nanostructures (Giddings *et al.*, 2005; Ruster *et al.*, 2005) or junctions (Pappert *et al.*, 2006) point to the importance of correlation effects at the localization boundary, which have not been taken into account in theoretical models developed up to now.

1. Spin current polarization

Spin current polarization Π_{inj} in Esaki diodes was computed within the forty orbitals' $sp^3d^5s^*$ tight-binding model (Sankowski *et al.*, 2006, 2007; Van Dorpe *et al.*, 2005). Figure 53 presents theoretical values of Π_{inj} at low bias for various Mn and hole concentrations for a $\text{Ga}_{1-x}\text{Mn}_x\text{As}/\text{n-GaAs}$ Esaki diode with the depletion region consisting of 4 double-monolayers and assuming $n = 10^{19} \text{ cm}^{-3}$ in GaAs. As the magnitude and the dependence of hole spin splitting on the orientation of \vec{k}

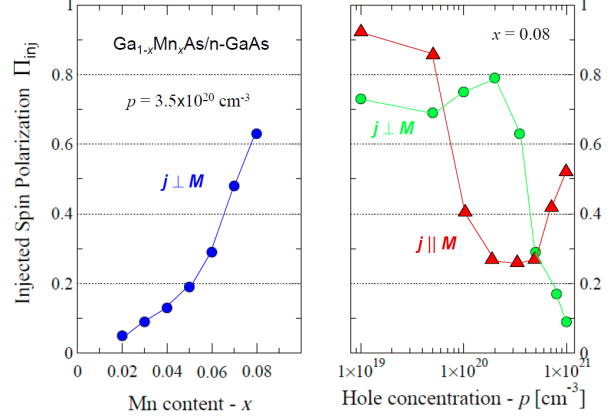


FIG. 53 (Color online) Computed spin polarization (points) of Zener tunneling current at zero temperature and low bias voltage 0.01 V in Esaki diodes of unstrained $\text{Ga}_{1-x}\text{Mn}_x\text{As}$ and n-GaAs (inset) with the electron concentration $n = 10^{19} \text{ cm}^{-3}$ as a function of the effective Mn density (left panel) and hole concentration for two orientations of magnetization in respect to the current direction (right panel). Adapted from Sankowski *et al.*, 2006, 2007.

with respect to \vec{M} are different in particular valence band subbands, the predicted values of Π_{inj} vary strongly not only with x_{eff} , p , and n but also with the angle θ between \vec{j} and \vec{M} .

As mentioned in Sec. IV, three experiments (Ciorga *et al.*, 2009; Kohda *et al.*, 2006; Van Dorpe *et al.*, 2004) carried out at $T \ll T_C$ and $\theta = 45^\circ, 0^\circ, 90^\circ$ for samples with nominal Mn content $x = 0.08, 0.057, 0.05$ and $T_C = 120, 70, 65$ K led to $\Pi_{\text{inj}} = 0.4, 0.47$, and 0.51 , respectively. The values of T_C for particular samples imply a certain degree of compensation by interstitial Mn and/or antisite defects, so that $x_{\text{eff}} \leq x$ and $p < N_0x$. Taking this into account, we conclude that the theoretical results summarized in Fig. 53 are consistent with the experimental findings, though a quantitative comparison requires more accurate information on the magnitudes of x_{eff} and p . Furthermore, the theory (Van Dorpe *et al.*, 2005) explained a decay of Π_{inj} to zero at the bias of the order of 0.2 V (Ciorga *et al.*, 2009; Kohda *et al.*, 2006; Van Dorpe *et al.*, 2004) (see, Fig. 26). Since spin injection is a surface-sensitive phenomenon, the theory (Sankowski *et al.*, 2007; Van Dorpe *et al.*, 2005) predicted a 6% difference in Π_{inj} for $M \parallel [110]$ in comparison to the case $M \parallel [1\bar{1}0]$ at $x_{\text{eff}} = 0.08$ and $p = 3.5 \times 10^{20} \text{ cm}^{-3}$, the effect found experimentally (Van Dorpe *et al.*, 2005). This difference is about factor of 10 greater than that generated by effective shear strain (see, Sec. X.D), $\epsilon_{xy} \lesssim 0.1\%$ (Sankowski *et al.*, 2007).

It is worth noting that the magnitudes of Π_{inj} depicted in Fig. 53 are only approximately equal to the values of spin current polarization P_c provided by Andreev reflection or domain wall velocity. With this taken into account, the theoretical results on Π_{inj} are consistent with

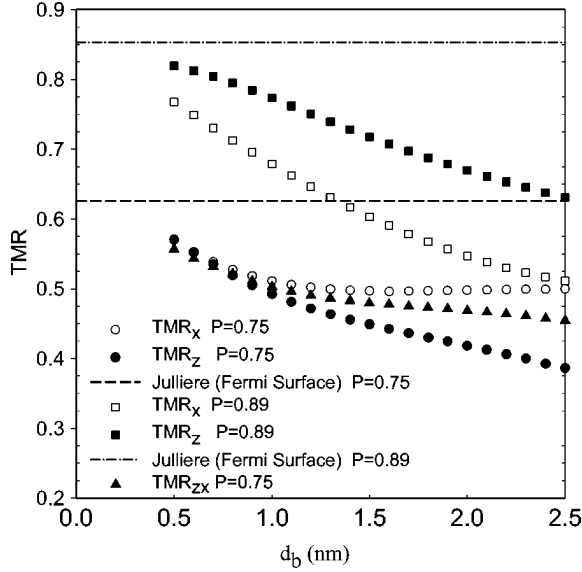


FIG. 54 Computed magnitudes of $TMR_p = (R_{\uparrow\downarrow} - R_{\uparrow\uparrow})/R_{\uparrow\downarrow}$ for the hole concentration 10^{20} cm^{-3} , current along the [001] direction, and magnetization along the [100], [001], and [101] directions (TMR_x , TMR_z , and TMR_{xz} , respectively). The data are shown for two values of hole spin polarization $P = 0.75$ and 0.89 corresponding to, at $T \ll T_C$, $x_{\text{eff}} \simeq 0.042$ and 0.066 , respectively. The values expected from Julliere's formula $TMR_p = 2P^2/(1+P^2)$ are shown by horizontal lines. From Brey *et al.*, 2004.

available data on P_c (Curiale *et al.*, 2012).

An effective and tunable by bias injection of spin polarized electrons was predicted theoretically, within an eight band kp model, for interband resonant tunneling in double-barrier $\text{InAs}/\text{AlSb}/\text{Ga}_x\text{Mn}_{1-x}\text{Sb}/\text{AlSb}/\text{InAs}$ heterostructures (Petukhov *et al.*, 2003).

2. Magnetic tunnel junctions

Figure 54 shows the magnitudes of $TMR_p = TMR/(TMR + 1)$, where TMR is defined in Sec. V.D, for a trilayer structure containing $(\text{Ga},\text{Mn})\text{As}$ electrodes separated by a non-magnetic 0.3 eV-high hole barrier, computed within a six band kp approach employing Luttinger parameters of GaAs and assuming realistic values of hole spin polarization P and concentration p in $(\text{Ga},\text{Mn})\text{As}$. As seen, for $p = 10^{20} \text{ cm}^{-3}$ and $P = 0.75$ ($x_{\text{eff}} \simeq 0.042$; Dietl *et al.*, 2001b), the theory satisfactorily describes the experimental TMR magnitude as well as its dependence on the barrier thickness and magnetization orientation, as observed for $\text{Ga}_{0.96}\text{Mn}_{0.04}\text{As}/\text{AlAs}/\text{Ga}_{0.968}\text{Mn}_{0.032}\text{As}$ (Tanaka and Higo, 2001; see, Fig. 27).

The tight binding model discussed in the previous subsection in the context of spin current polarization was also successfully employed (Sankowski *et al.*, 2006, 2007) to describe low temperature magnitudes of TMR in trilayer structures with $(\text{Ga},\text{Mn})\text{As}$ electrodes and AlAs

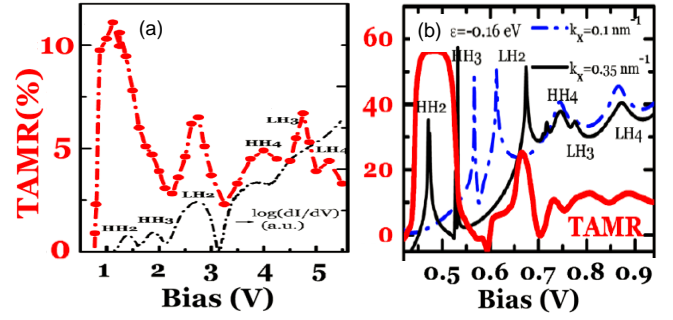


FIG. 55 (Color online) Comparison of experimental (a) and computed (b) values of differential conductance dI/dV (thin lines) and $TAMR = (I^{[001]} - I^{[100]})/I^{[100]}$ (thick lines), where the indices [001] and [100] describe magnetization orientation, as a function of bias V in a resonant tunneling diode with a $(\text{Ga},\text{Mn})\text{As}$ hole emitter, grown along the [001] direction. Experimental and theoretical data come into agreement if renormalization of V and $TAMR$ values by a factor of 5 implied by a series resistance is taken into account. The computation was performed for indicated values of average hole energy ϵ and in plane momentum k_x . From Elsen *et al.*, 2007.

(Tanaka and Higo, 2001) or GaAs (Chiba *et al.*, 2004a) barriers. Furthermore, the theory reproduced a fast decrease of TMR with the device bias as well as it indicated that the magnitude of $TAMR$ should not exceed 10% under usual strain conditions and for hole densities corresponding to the metal side of the metal-to-insulator transition (Sankowski *et al.*, 2007).

Theoretical studies were put forward to examine TMR and $TAMR$ in double barrier structures within a six band kp theory. It was demonstrated that spin-dependent resonant tunneling could dramatically enhance TMR in resonant tunneling diodes containing both emitter and collector of $(\text{Ga},\text{Mn})\text{As}$ (Petukhov *et al.*, 2002). This prediction has not yet been confirmed experimentally presumably because it is not easy to ensure coherent tunneling in RTDs grown by LT MBE (Mattana *et al.*, 2003). In contrast, the six band kp formalism explained a character of $TAMR$ oscillations as a function of bias in a double barrier structure with *one* $(\text{Ga},\text{Mn})\text{As}$ electrode, as depicted in Fig. 55 (Elsen *et al.*, 2007).

3. Domain wall resistance

A spherical four band model (Nguyen *et al.*, 2006) and a twenty orbitals' sp^3s^* tight-binding approximation (Oszwałdowski *et al.*, 2006) were employed to evaluate the intrinsic domain-wall resistivity $R^{\text{int}}A$ in unstrained $(\text{Ga},\text{Mn})\text{As}$ within the disorder free Landauer-Büttiker formalism. These studies demonstrated that owing to the spin-orbit interaction $R^{\text{int}}A > 0$ even if the domain-wall width is much longer than the de Broglie wavelength of holes at the Fermi level. Various crystallographic orientation of $(\text{Ga},\text{Mn})\text{As}$ nanowires containing either Bloch

or Néel domain walls were considered (Oszwałdowski *et al.*, 2006). It was found that the computed values $10^{-2} \gtrsim R^{\text{int}}A \gtrsim 10^{-3} \Omega\mu\text{m}^2$ depending on hole density, are at least one order of magnitude smaller than the ones determined experimentally for domain walls pinned by etched steps (Chiba *et al.*, 2006b; Wang *et al.*, 2010b; see, Sec. III.E) but consistent with the much lower value $R^{\text{int}}A = 0.01 \pm 0.02 \Omega\mu\text{m}^2$, found in the case of the wall pinning by linear defects (Wang *et al.*, 2010b).

XI. SUMMARY AND OUTLOOK

A series of accomplishments presented in this review has documented a prominent role of dilute ferromagnetic semiconductors, especially (Ga,Mn)As, in bridging science and technology of semiconductors and magnetic materials. Indeed, several spintronic functionalities revealed in DFSs are now extensively explored in ferromagnetic metals, examples include electrical spin injection to semiconductors, electric-field control of magnetism, single domain wall motion by spin-torque transfer in the absence of a magnetic field, and tunneling anisotropic magnetoresistance in sequential, resonant, and Coulomb blockade regimes. Conversely, the Stoner-Wohlfarth, Landau-Lifshitz-Gilbert, and Berger-Slonczewski formalisms, developed initially for magnetic metals, have been successfully employed to describe spintronic characteristics of DFS-based ferromagnets.

An outstanding aspect of DFSs is that input parameters to these formalisms can be theoretically evaluated by incorporating exchange coupling between carriers and localized spins into the computationally efficient kp or tight binding approaches, employed routinely to model semiconductor properties and devices. As emphasized in this review, the p - d Zener model describes semi-quantitatively, and often quantitatively, a number of thermodynamic and micromagnetic properties of tetrahedrally coordinated DFSs containing delocalized or weakly localized valence band holes, including the Curie temperature in various dimensionality systems, Mn spin and hole magnetization, anisotropy fields, and exchange stiffness as a function of hole and Mn ion concentrations. It remains to be seen whether progress in the experimental determination of these concentrations will bring experimental and theoretical results even closer.

Furthermore, a number of findings reviewed here documented substantial progress in assessing the role played by Anderson-Mott localization, the competition between ferromagnetic and antiferromagnetic interactions, solubility limit, self-compensation, and the transition to the strong coupling case with decreasing of the lattice parameter – the challenges that had been identified (Dietl *et al.*, 2000) as possible obstacles on the way to synthesize a DFS supporting ferromagnetic order up to above room temperature. In particular, as currently known, the influence of antiferromagnetic interactions and self-compensation limit T_C to about 200 K so far

in (Ga,Mn)As. At the same time, the importance of quantum localization in (Ga,Mn)As and related systems makes a quantitative description of static and dynamic conductivities difficult as there is no appropriate theory, even for non-magnetic semiconductors, in this regime. The strong coupling, in turn, shifts the insulator-to-metal transition to a non-achievable Mn and hole concentration range as of today in nitrides and oxides, so that rather than hole-mediated coupling, ferromagnetic superexchange accounts for T_C up to 13 K in $\text{Ga}_{0.9}\text{Mn}_{0.1}\text{N}$ with the Fermi level residing in the Mn acceptor impurity band. A striking consequence of solubility limits is a self-organized assembling of magnetic nanocrystals inside a semiconductor host by chemical or crystallographic phase separation. These heterogeneous magnetic systems have apparent T_C usually well above room temperature and, accordingly, a number of groups look for possible spintronic functionalities of such nanocomposites.

Is it then possible to obtain a high T_C uniform DFS? The view that the p - d Zener mechanism can result in the robust ferromagnetism is supported by the case of double perovskite compounds, such as $\text{Sr}_2\text{CrReO}_6$, where this mechanism leads to magnitudes of T_C as high as 625 K, despite the fact that the distance between localized spins is as large as 0.6 – 0.7 nm (Serrate *et al.*, 2007), much greater than the separation of 0.5 nm between next nearest neighbor cations in GaN and ZnO. In light of this estimate, the search for a room temperature uniform DFS will continue to be an active field of research. Here, in addition to 3d TM impurities in various hosts, other spin dopants will be considered, including 4d TMs and elements with open f shells as well as spin carrying defects. However, independently of the progress in achieving a high T_C system, (Ga,Mn)As and related compounds as well as a (Ga,Mn)N-type of ferromagnets will continue to constitute an important playground for exploring novel phenomena, functionalities, and concepts at the intersection of semiconductor physics and magnetism.

In addition to current interest in various magnetically doped semiconductors, oxides, and organic materials, a lot of attention will be devoted to four emerging families of compounds: (i) high Curie temperature ferromagnetic spinel oxides and Heusler compounds such as Mn_2CoAl (Ouardi *et al.*, 2013), awaiting mastering of defect and carrier control; (ii) high Néel temperature semiconductors, *e. g.* LiMnAs , for antiferromagnetic spintronics (Jungwirth *et al.*, 2011); (iii) topological insulators, in which ferromagnetism might be mediated by Dirac electrons, *e. g.*, $(\text{Bi,Mn})_2\text{Te}_3$ (Checkelsky *et al.*, 2012); (iv) derivatives of FeAs- and CuO-based superconductors, such as $(\text{K,Ba})(\text{Zn,Mn,Fe})_2\text{As}_2$ compounds (Zhao *et al.*, 2013) for studies of interplay between p - d Zener ferromagnetism, antiferromagnetic superexchange, and superconductivity. Here, nanocharacterization protocols, elaborated over the recent years for DMSs (Bonnanni, 2011), will play the essential role in the meaningful development of new materials.

One may anticipate that an increasing number of

studies will be devoted to hybrid structures combining DFSs with other ferromagnets, antiferromagnets, superconductors, and topological insulators as well as to nanostructured systems, such as magnetically doped rings, nanowires, nanoconstrictions, quantum dots, and colloidal nanocrystals, including possibly more complex structures, such as nano electro mechanical systems. Recent progress in the fabrication of (Zn,Mn)Te/(Zn,Mg)Te core/shell nanowires (Wojnar *et al.*, 2012) allows one to search for exotic ground states in modulation-doped 1D magnetic systems. Similarly, studies of magnetic quantum dots (Abolfath *et al.*, 2007) and colloidal nanocrystals (Beaulac *et al.*, 2008; White *et al.*, 2008) bridge on the one hand the physics of bound magnetic polaron and carrier-controlled ferromagnetism, and on the other, the electronic and nuclear magnetism.

In this review, we primarily focussed on properties and functionalities resulting from the *collective* spin phenomena. Another ultimate limit of DMSs research constitutes works on manipulation of a *single TM spin*. This field of *solo*tronics (Koenraad and Flatté, 2011) began in DMSs by exploiting a single Mn in II-VI (Cibert *et al.*, 2008; Goryca *et al.*, 2009) and III-V (Kudelski *et al.*, 2007) self-assembled quantum dots. Another single-impurity phenomenon, not yet explored in the context of DMSs, is the Kondo effect expected in the case of a localized spin coupled by an antiferromagnetic exchange to a Fermi sea of carriers.

On the theoretical side, enduring progress in the reliability of *ab initio* methods is expected. From the DFS perspective, in addition to the issue of results' convergence as a function of the energy cut-off, density of k points, and the number of atoms in the supercells, three experimentally relevant challenges, of differing numerical complexity, can be given: (i) the incorporation of the spin-orbit interaction that significantly affects the band structure of DFSs and accounts for magnetic anisotropy effects – some progress in that direction has already been reported (Mankovsky *et al.*, 2011); (ii) the improved treatment of the exchange-correlation functional, so that more realistic values of the band-gap and d -level positions can be predicted as well as Mott-Hubbard localization of d electrons handled adequately – here also improved computational schemes are being implemented (see, *e. g.*, Di Marco *et al.*, 2013; Stroppa and Kresse, 2009); (iii) the development of methods that would be able to tackle Anderson-Mott localization phenomena, such as the appearance of the Coulomb gap in the density of states at the Fermi level.

In retrospect, striking properties and functionalities found in DFSs, not only influenced semiconductor and metal spintronics but, to a large extent, have accounted for a spread of spintronic research over many other materials families. Search for novel magnetic semiconductors has led to the discovery of FeAs-based superconductors, nucleated the concept of magnetism without magnetic ions in oxides, and demonstrated a surprising influence of the Fermi energy upon the position and distribution of

magnetic ions in semiconductors. Research on topological aspects of the anomalous Hall effect in bands coupled by spin-orbit interactions paved the way for uncovering spin Hall effects and topological matter. It might be, therefore, expected that studies of magnetically doped semiconductors, insulators, and organic materials will continue to bring unanticipated and inspiring discoveries in the years to come.

Acknowledgments

We are grateful to our colleagues world-wide for their contributions, as indicated in the reference list. T. D. would like to thank Alberta Bonanni, Maciej Sawicki, and Cezary Śliwa and H. O. Fumihiko Matsukura for many years of fruitful collaboration. T. D. acknowledges support from the FunDMS Advanced Grant (No. 227690) of the European Research Council within the "Ideas" 7th Framework Programme of the European Commission and the National Center of Science in Poland (Decision No. 2011/02/A/ST3/00125). The research of H. O. has been supported by the Grant-in-Aids from MEXT/JSPS, the GCOE Program at Tohoku University, the Research and Development for Next-Generation Information Technology Program from MEXT, and the FIRST program from JSPS. H. O. and T. D. were supported by the Ohno Semiconductor Spintronics Project, an ERATO project of JST.

Appendix A: Micromagnetic theory

As surveyed in this review, the structure and motion of magnetic domains as well as a number of FMR and time-resolved magneto-optical experiments on (Ga,Mn)As and related compounds have demonstrated that the time-honored micromagnetic theory of ferromagnets applies to these systems. The use of the continuous medium approximation inherent to this theory is justified by a sizable width of domain walls that is much larger than an average distance between Mn spins. The micromagnetic theory provides a spatial and temporary evolution of magnetization in given values of a magnetic field and spin current. The magnitudes of magnetic anisotropy fields H_i and exchange stiffness A constitute input parameters in the static case, whereas in the dynamic situation the Landé factor g and the Gilbert constant α_G enter additionally into theory. For a specific case of current-induced domain wall motion, non-adiabatic spin torque β_w is one more input parameter. As discussed in Sec. IX, the magnitudes of these material parameters can be theoretically evaluated in a rather straightforward way, which constitutes a unique aspect of DFSs.

The starting point of the micromagnetic theory is the Landau-Lifshitz-Gilbert (LLG) equation according to which the dynamics of the local spin direction $\vec{m} = \vec{M}/M$ is determined by a competition of a torque, due to an ef-

fective magnetic field \vec{H}_{eff} and/or an electric current \vec{j} , with a damping term, characterized by the Gilbert constant α_G ,

$$\dot{\vec{m}} = -\gamma\vec{m} \times \vec{H}_{\text{eff}} - (1 - \beta_w \vec{m} \times)(\vec{\tau}_j \cdot \nabla)\vec{m} + \alpha_G \vec{m} \times \dot{\vec{m}}. \quad (\text{A1})$$

Here $\gamma = g\mu_B/\hbar$; \vec{H}_{eff} is given by a variational derivative, $\vec{H}_{\text{eff}}(\vec{r}) = -\delta\mathcal{F}[\vec{M}(\vec{r})]/\delta\vec{M}(\vec{r})$; β_w describes the magnitude of a non-adiabatic out-of-plane current torque brought about by the spin-orbit interaction, and $\vec{\tau}_j = g\mu_B P_c \vec{j}/(2eM)$, where P_c is the current spin polarization, and M is localized spin magnetization. Interestingly, by the Onsager reciprocity relations, not only the spin current in the presence of a spin texture $\vec{m} = \vec{m}(\vec{r})$ induces magnetization dynamics $\vec{m} = \vec{m}(t)$, but also $\vec{m}(\vec{r}, t)$ can generate an electric current (Hals *et al.*, 2009). While the LLG equation (together with initial conditions) allows to determine $\vec{m}(\vec{r}, t)$, its static limit $\dot{\vec{m}} = 0$ is also interesting, as it makes it possible to find expected spin textures $\vec{m}(\vec{r})$ under stationary conditions, *i. e.*, the domain structure.

It is seen from the form of the LLG equation that only contributions to \vec{H}_{eff} , which can have components perpendicular to \vec{m} , are relevant. These include external and the shape dependent dipolar (demagnetization) fields coming from surrounding magnetic moments, $\vec{H} + \vec{H}_d[\vec{M}(\vec{r})]$, as well as the crystalline anisotropy field \vec{H}_a and the magnetization stiffness,

$$\vec{H}_{\text{ex}} = -\frac{2A}{M}\vec{\nabla}^2\vec{m}. \quad (\text{A2})$$

This term originates from the free energy change $\delta\mathcal{F}$ associated with a twisting of $\vec{M}(\vec{r})$. To the lowest order in the gradient of the magnetization components in an isotropic medium, it has a general form,

$$\delta\mathcal{F} = A|\vec{\nabla}\vec{m}|^2, \quad (\text{A3})$$

where A is called the exchange stiffness, as its magnitude scales with the strength of the exchange coupling between the spins. In the absence of an electric current and damping, these equations lead to the precession modes (spin waves) of the form,

$$\hbar\omega(\vec{q}) = g\mu_B H_o + Dq^2, \quad (\text{A4})$$

where the magnetic field \vec{H}_o determining the spin gap is an appropriate sum of \vec{H} , \vec{H}_d , and \vec{H}_a , and $D = 2g\mu_B A/M$, as reviewed elsewhere (Liu and Furdyna, 2006). Boundary conditions as well as additional modes and spin-wave pinning at surfaces and interfaces in thin films and other nanostructures will modify this dispersion relation. Furthermore, since the precession involves the system of coupled Mn and hole spins, the apparent Mn Landé factor g will be reduced or enhanced for antiparallel and parallel orientation of corresponding magnetizations, respectively (Liu and Furdyna, 2006; Śliwa and Dietl, 2006), as mentioned in Sec. VII.B.1.

In the static and single domain approximation, for which \vec{m} is time and position independent, its direction points along \vec{H}_{eff} and is determined by minimization of \mathcal{F} in respect to spherical angles θ and ϕ , as discussed in Sec. III.B for the specific case of (001) and (113) substrates.

References

- Abanin, D. A., and D. A. Pesin, 2011, "Ordering of magnetic impurities and tunable electronic properties of topological insulators," *Phys. Rev. Lett.* **106**, 136802
- Abe, E., F. Matsukura, H. Yasuda, Y. Ohno, and H. Ohno, 2000, "Molecular beam epitaxy of III-V diluted magnetic semiconductor (Ga,Mn)Sb," *Physica E* **7**, 981
- Abolfath, M., T. Jungwirth, J. Brum, and A.H. MacDonald, 2001, "Theory of magnetic anisotropy in $\text{III}_{1-x}\text{Mn}_x\text{V}$ ferromagnets," *Phys. Rev. B* **63**, 054418
- Abolfath, R. M., P. Hawrylak, and I. Zutic, 2007, "Electronic states of magnetic quantum dots," *New J. Phys.* **9**, 353
- Acbas, G., M.-H. Kim, M. Cukr, V. Novák, M. A. Scarpulla, O. D. Dubon, T. Jungwirth, Jairo Sinova, and J. Cerne, 2009, "Electronic structure of ferromagnetic semiconductor $\text{Ga}_{1-x}\text{Mn}_x\text{As}$ probed by subgap magneto-optical spectroscopy," *Phys. Rev. Lett.* **103**, 137201
- Adam, J.-P., N. Vernier, J. Ferré, A. Thiaville, V. Jeudy, A. Lemaître, L. Thevenard, and G. Faini, 2009, "Nonadiabatic spin-transfer torque in (Ga,Mn)As with perpendicular anisotropy," *Phys. Rev. B* **80**, 193204
- Adell, M., J. Adell, L. Ilver, J. Kański, J. Sadowski, and J. Z. Domagała, 2007, "Mn enriched surface of annealed (Ga,Mn)As layers annealed under arsenic capping," *Phys. Rev. B* **75**, 054415
- Altshuler, B. L., and A. G. Aronov, 1985, in *Electron-Electron Interactions in Disordered Systems*, edited by A. L. Efros and M. Pollak (North Holland, Amsterdam) p. 1
- Anderson, P. W., 1950, "Antiferromagnetism. theory of superexchange interaction," *Phys. Rev.* **79**, 350
- Anderson, P. W., 1961, "Localized magnetic states in metals," *Phys. Rev.* **124**, 41
- Anderson, P. W., and H. Hasegawa, 1955, "Considerations on double exchange," *Phys. Rev.* **100**, 675
- Ando, K., T. Hayashi, M. Tanaka, and A. Twardowski, 1998, "Magneto-optic effect of the ferromagnetic diluted magnetic semiconductor $\text{Ga}_{1-x}\text{Mn}_x\text{As}$," *J. Appl. Phys.* **83**, 6548
- Andrearczyk, T., J. Jaroszyński, M. Sawicki, Le Van Khoi, T. Dietl, D. Ferrand, C. Bourgognon, J. Cibert, S. Tatarenko, T. Fukumura, Zhengwu Jin, H. Koinuma, and M. Kawasaki, 2001, "Ferromagnetic interactions in p- and n-type II-VI diluted magnetic semiconductors," in *Proceedings 25th International Conference on Physics of Semiconductors, Osaka, Japan, 2000*, edited by N. Miura and T. Ando (Springer, Berlin) p. 235
- Aoyama, J., S. Kobayashi, and H. Munekata, 2010, "All-optical 90-degree switching of magnetization in a ferromagnetic $\text{Ga}_{0.98}\text{Mn}_{0.02}\text{As}$ microbar," *J. Appl. Phys.* **107**, 09C301
- Arciszewska, M., and M. Nawrocki, 1986, "Determination of the band structure parameters of $\text{Cd}_{0.95}\text{Mn}_{0.05}\text{Se}$ from magnetoabsorption measurements," *J. Phys. Chem. Solids* **47**, 309

- Averkiv, N. S., A. A. Gutkin, E. B. Osipov, and M. A. Reshchikov, 1987, "Role of the exchange interaction in piezospectroscopic effects associated with Mn centers in GaAs," *Sov. Phys. Semicond.* **21**, 1119
- Bacewicz, R., A. Twaróg, A. Malinowski, T. Wojtowicz, X. Liu, and J. Furdyna, 2005, "Local structure of Mn in (Ga,Mn)As probed by x-ray absorption spectroscopy," *J. Phys. Chem. Solids* **66**, 235
- Balk, A. L., M. E. Nowakowski, M. J. Wilson, D. W. Rench, P. Schiffer, D. D. Awschalom, and N. Samarth, 2011, "Measurements of nanoscale domain wall flexing in a ferromagnetic thin film," *Phys. Rev. Lett.* **107**, 077205
- Bauer, G., H. Pascher, and W. Zawadzki, 1992, "Magneto-optical properties of semimagnetic lead chalcogenides," *Semicond. Sci. Technol.* **7**, 703
- Beaulac, R., P. I. Archer, S. T. Ochsenein, and D. R. Gamelin, 2008, "Mn²⁺-doped CdSe quantum dots: New inorganic materials for spin-electronics and spin-photonics," *Adv. Funct. Mater.* **18**, 3873
- Belitz, D., and T. R. Kirkpatrick, 1994, "The Anderson-Mott transition," *Rev. Mod. Phys.* **66**, 261
- Benoit à la Guillaume, C., D. Scalbert, and T. Dietl, 1992, "Wigner-Seitz approach to spin splitting in diluted magnetic semiconductors," *Phys. Rev. B* **46**, 9853
- Bergqvist, L., K. Sato, H. Katayama-Yoshida, and P. H. Dederichs, 2011, "Computational materials design for high- T_c (Ga,Mn)As with Li codoping," *Phys. Rev. B* **83**, 165201
- Bernevig, B. A., and O. Vafek, 2005, "Piezo-magnetoelectric effects in p -doped semiconductors," *Phys. Rev. B* **72**, 033203
- Beschoten, B., P. A. Crowell, I. Malajovich, D. D. Awschalom, F. Matsukura, A. Shen, and H. Ohno, 1999, "Magnetic circular dichroism studies of carrier-induced ferromagnetism in (Ga_{1-x}Mn_x)As," *Phys. Rev. Lett.* **83**, 3073
- Bhattacharjee, A. K., G. Fishman, and B. Coqblin, 1983, "Virtual bound state model for the exchange interaction in semimagnetic semiconductors such as Cd_{1-x}Mn_xTe," *Physica B+C* **117-118**, 449
- Bihler, C., M. Althammer, A. Brandlmaier, S. Geprägs, M. Weiler, M. Opel, W. Schoch, W. Limmer, R. Gross, M. S. Brandt, and S. T. B. Goennenwein, 2008, "Ga_{1-x}Mn_xAs/piezoelectric actuator hybrids: A model system for magnetoelastic magnetization manipulation," *Phys. Rev. B* **78**, 045203
- Bihler, C., M. Kraus, H. Huebl, M. S. Brandt, S. T. B. Goennenwein, M. Opel, M. A. Scarpulla, P. R. Stone, R. Farshchi, and O. D. Dubon, 2007, "Magnetocrystalline anisotropy and magnetization reversal in Ga_{1-x}Mn_xP synthesized by ion implantation and pulsed-laser melting," *Phys. Rev. B* **75**, 214419
- Bihler, C., W. Schoch, W. Limmer, S. T. B. Goennenwein, and M. S. Brandt, 2009, "Spin-wave resonances and surface spin pinning in Ga_{1-x}Mn_xAs thin films," *Phys. Rev. B* **79**, 045205
- Birowska, M., C. Śliwa, J. A. Majewski, and T. Dietl, 2012, "Origin of bulk uniaxial anisotropy in zinc-blende dilute magnetic semiconductors," *Phys. Rev. Lett.* **108**, 237203
- Blinowski, J., and P. Kacman, 2003, "Spin interactions of interstitial Mn ions in ferromagnetic GaMnAs," *Phys. Rev. B* **67**, 121204
- Blinowski, J., P. Kacman, and J. A. Majewski, 1996, "Ferromagnetic superexchange in Cr-based diluted magnetic semiconductors," *Phys. Rev. B* **53**, 9524
- Boeck, J. De, R. Oesterholt, A. Van Esch, H. Bender, C. Bruynseraede, C. Van Hoof, and G. Borghs, 1996, "Nanometer-scale magnetic MnAs particles in GaAs grown by molecular beam epitaxy," *Appl. Phys. Lett.* **68**, 2744
- Bombeck, M., J. V. Jäger, A. V. Scherbakov, T. Linnik, D. R. Yakovlev, X. Liu, J. K. Furdyna, A. V. Akimov, and M. Bayer, 2013, "Magnetization precession induced by quasitransverse picosecond strain pulses in (311) ferromagnetic (Ga,Mn)As," *Phys. Rev. B* **87**, 060302
- Bonanni, A., 2007, "Ferromagnetic nitride-based semiconductors doped with transition metals and rare earths," *Semicond. Sci. Technol.* **22**, R41
- Bonanni, A., 2011, "(Nano)characterization of semiconductor materials and structures," *Semicon. Sci. Technol.* **26**, 060301
- Bonanni, A., and T. Dietl, 2010, "A story of high-temperature ferromagnetism in semiconductors," *Chem. Soc. Rev.* **39**, 528
- Bonanni, A., M. Kiecana, C. Simbrunner, T. Li, M. Sawicki, M. Wegscheider, M. Quast, H. Przybylińska, A. Navarro-Quezada, R. Jakiela, A. Wołoś, W. Jantsch, and T. Dietl, 2007, "Paramagnetic GaN:Fe and ferromagnetic (Ga,Fe)N: The relationship between structural, electronic, and magnetic properties," *Phys. Rev. B* **75**, 125210
- Bonanni, A., A. Navarro-Quezada, Tian Li, M. Wegscheider, Z. Matěj, V. Holý, R. T. Lechner, G. Bauer, M. Rovezzi, F. D'Acapito, M. Kiecana, M. Sawicki, and T. Dietl, 2008, "Controlled aggregation of magnetic ions in a semiconductor: An experimental demonstration," *Phys. Rev. Lett.* **101**, 135502
- Bonanni, A., M. Sawicki, T. Devillers, W. Stefanowicz, B. Faina, Tian Li, T. E. Winkler, D. Szentkiel, A. Navarro-Quezada, M. Rovezzi, R. Jakiela, A. Grois, M. Wegscheider, W. Jantsch, J. Suffczyński, F. D'Acapito, A. Meingast, G. Kothleitner, and T. Dietl, 2011, "Experimental probing of exchange interactions between localized spins in the dilute magnetic insulator (Ga,Mn)N," *Phys. Rev. B* **84**, 035206
- Boukari, H., P. Kossacki, M. Bertolini, D. Ferrand, J. Cibert, S. Tatarenko, A. Wasiela, J. A. Gaj, and T. Dietl, 2002, "Light and electric field control of ferromagnetism in magnetic quantum structures," *Phys. Rev. Lett.* **88**, 207204
- Bouzerar, G., 2007, "Magnetic spin excitations in diluted ferromagnetic systems: The case of Ga_{1-x}Mn_xAs," *Europhys. Lett.* **79**, 57007
- Braden, J. G., J. S. Parker, P. Xiong, S. H. Chun, and N. Samarth, 2003, "Direct measurement of the spin polarization of the magnetic semiconductor (Ga,Mn)As," *Phys. Rev. Lett.* **91**, 056602
- Brey, L., and G. Gómez-Santos, 2003, "Magnetic properties of GaMnAs from an effective Heisenberg Hamiltonian," *Phys. Rev. B* **68**, 115206
- Brey, L., C. Tejedor, and J. Fernández-Rossier, 2004, "Tunnel magneto-resistance in GaMnAs: going beyond Jullière formula," *Appl. Phys. Lett.* **85**, 1996
- Burch, K.S., D.D. Awschalom, and D.N. Basov, 2008, "Optical properties of III-Mn-V ferromagnetic semiconductors," *J. Magn. Magn. Mat.* **320**, 3207
- Campion, R. P., K. W. Edmonds, L. X. Zhao, K. Y. Wang, C. T. Foxon, B. L. Gallagher, and C. R. Staddon, 2003, "High quality GaMnAs films grown with As dimers," *J. Cryst. Growth* **247**, 42
- Casiraghi, A., A. W. Rushforth, J. Zemen, J. A. Haigh, M. Wang, K. W. Edmonds, R. P. Campion, and B. L. Gallagher, 2012, "Piezoelectric strain induced variation

- of the magnetic anisotropy in a high Curie temperature (Ga,Mn)As sample,” *Appl. Phys. Lett.* **101**, 082406
- Chang, Y. H., C. H. Park, K. Sato, and H. Katayama-Yoshida, 2007, “First-principles study of the superexchange interaction in (Ga,Mn)V ($V = N, P, As,$ and Sb),” *Phys. Rev. B* **76**, 125211
- Chapler, B. C., S. Mack, L. Ju, T. W. Elson, B. W. Boudouris, E. Namdas, J. D. Yuen, A. J. Heeger, N. Samarth, M. Di Ventura, R. A. Segalman, D. D. Awschalom, F. Wang, , and D. N. Basov, 2012, “Infrared conductivity of hole accumulation and depletion layers in (Ga,Mn)As- and (Ga,Be)As-based electric field-effect devices,” *Phys. Rev. B* **86**, 165302
- Chapler, B. C., S. Mack, R. C. Myers, A. Frenzel, B. C. Pursley, K. S. Burch, A. M. Dattelbaum, N. Samarth, D. D. Awschalom, and D. N. Basov, 2013, “Ferromagnetism and infrared electrodynamics of $Ga_{1-x}Mn_xAs$,” *Phys. Rev. B* **87**, 205314
- Chapler, B. C., R. C. Myers, S. Mack, A. Frenzel, B. C. Pursley, K. S. Burch, E. J. Singley, A. M. Dattelbaum, N. Samarth, D. D. Awschalom, and D. N. Basov, 2011, “Infrared probe of the insulator-to-metal transition in $Ga_{1-x}Mn_xAs$ and $Ga_{1-x}Be_xAs$,” *Phys. Rev. B* **84**, 081203
- Chattopadhyay, A., S. Das Sarma, and A. J. Millis, 2001, “Transition temperature of ferromagnetic semiconductors: a dynamical mean fieldstudy,” *Phys. Rev. Lett.* **87**, 227202
- Checkelsky, J. G., Jianting Ye, Y. Iwasa Y. Onose, and Y. Tokura, 2012, “Dirac-fermion-mediated ferromagnetism in a topological insulator,” *Nat. Phys.* **8**, 729
- Chen, L., S. Yan, P. F. Xu, J. Lu, W. Z. Wang, J. J. Deng, X. Qian, Y. Ji, and J. H. Zhao, 2009, “Low-temperature magnetotransport behaviors of heavily Mn-doped (Ga,Mn)As films with high ferromagnetic transition temperature,” *Appl. Phys. Lett.* **95**, 182505
- Chen, Lin, F. Matsukura, and H. Ohno, 2013, “Direct-current voltages in (Ga,Mn)As structures induced by ferromagnetic resonance,” *Nat. Commun.* **4**, 2055
- Chen, Lin, Xiang Yang, Fuhua Yang, Jianhua Zhao, J. Misuraca, Peng Xiong, and S. von Molnár, 2011, “Enhancing the Curie temperature of ferromagnetic semiconductor (Ga,Mn)As to 200 K via nanostructure engineering,” *Nano Lett.* **11**, 2584
- Chernyshov, A., M. Overby, Xinyu Liu, J. K. Furdyna, Y. Lyanda-Geller, and L. P. Rokhinson, 2009, “Evidence for reversible control of magnetization in a ferromagnetic material by means of spin-orbit magnetic field,” *Nat. Phys.* **5**, 656
- Chiba, D., N. Akiba, F. Matsukura, Y. Ohno, and H. Ohno, 2000, “Magnetoresistance effect and interlayer coupling of (Ga,Mn)As trilayer structures,” *Appl. Phys. Lett.* **77**, 1873
- Chiba, D., F. Matsukura, and H. Ohno, 2004a, “Tunneling magnetoresistance in (Ga,Mn)As-based heterostructures with a GaAs barrier,” *Physica E* **21**, 966
- Chiba, D., F. Matsukura, and H. Ohno, 2006a, “Electric-field control of ferromagnetism in (Ga,Mn)As,” *Appl. Phys. Lett.* **89**, 162505
- Chiba, D., Y. Nishitani, F. Matsukura, and H. Ohno, 2007, “Properties of $Ga_{1-x}Mn_xAs$ with high Mn composition ($x > 0.1$),” *Appl. Phys. Lett.* **90**, 122503
- Chiba, D., Y. Sato, T. Kita, F. Matsukura, and H. Ohno, 2004b, “Current-driven magnetization reversal in a ferromagnetic semiconductor (Ga,Mn)As/GaAs/(Ga,Mn)As tunnel junction,” *Phys. Rev. Lett.* **93**, 216602
- Chiba, D., M. Sawicki, Y. Nishitani, Y. Nakatani, F. Matsukura, and H. Ohno, 2008a, “Magnetization vector manipulation by electric fields,” *Nature* **455**, 515
- Chiba, D., A. Werpachowska, M. Endo, Y. Nishitani, F. Matsukura, T. Dietl, and H. Ohno, 2010, “Anomalous Hall effect in field-effect structures of (Ga,Mn)As,” *Phys. Rev. Lett.* **104**, 106601
- Chiba, D., M. Yamanouchi, F. Matsukura, T. Dietl, and H. Ohno, 2006b, “Domain-wall resistance in ferromagnetic (Ga,Mn)As,” *Phys. Rev. Lett.* **96**, 096602
- Chiba, D., M. Yamanouchi, F. Matsukura, and H. Ohno, 2003, “Electrical manipulation of magnetization reversal in a ferromagnetic semiconductor,” *Science* **301**, 943
- Chiba, D., K. M. Yu, W. Walukiewicz, Y. Nishitani, F. Matsukura, and H. Ohno, 2008b, “Properties of $Ga_{1-x}Mn_xAs$ with high ($x > 0.1$),” *J. Appl. Phys.* **103**, 07D136
- Chiu, P. T., B. W. Wessels, D. J. Keavney, and J. W. Freeland, 2005, “Local environment of ferromagnetically ordered Mn in epitaxial InMnAs,” *Appl. Phys. Lett.* **86**, 072505
- Chun, S. H., S. J. Potashnik, K. C. Ku, P. Schiffer, and N. Samarth, 2002, “Spin-polarized tunneling in hybrid metal-semiconductor magnetic tunnel junctions,” *Phys. Rev. B* **66**, 100408
- Chung, Sunjae, Sanghoon Lee, J.-H. Chung, Taehee Yoo, Hakjoon Lee, B. Kirby, X. Liu, and J. K. Furdyna, 2010, “Giant magnetoresistance and long-range antiferromagnetic interlayer exchange coupling in (Ga,Mn)As/GaAs:Be multilayers,” *Phys. Rev. B* **82**, 054420
- Cibert, J., L. Besombes, D. Ferrand, and H. Mariette, 2008, “Quantum structures of II-VI diluted magnetic semiconductors,” in *Spintronics*, edited by T. Dietl, D. D. Awschalom, M. Kamińska, and H. Ohno (Elsevier, Amsterdam) p. 287
- Ciccarelli, C., L. P. Zârbo, A. C. Irvine, R. P. Campion, B. L. Gallagher, J. Wunderlich, T. Jungwirth, and A. J. Ferguson, 2012, “Spin gating electrical current,” *Appl. Phys. Lett.* **101**, 122411
- Ciorga, M., A. Einwanger, U. Würstbauer, D. Schuh, W. Wegscheider, and D. Weiss, 2009, “Electrical spin injection and detection in lateral all-semiconductor devices,” *Phys. Rev. B* **79**, 165321
- Cochrane, R. W., M. Plischke, and J. O. Ström-Olsen, 1974, “Magnetization studies of $(GeTe)_{1-x}(MnTe)_x$ pseudobinary alloys,” *Phys. Rev. B* **9**, 3013
- Coe, J. M. D., Kwanruthai Wongsaprom, J. Alaria, and M Venkatesan, 2008, “Charge-transfer ferromagnetism in oxide nanoparticles,” *J. Phys. D: Appl. Phys.* **41**, 134012
- Csontos, M., G. Mihály, B. Jankó, T. Wojtowicz, X. Liu, and J. K. Furdyna, 2005, “Pressure-induced ferromagnetism in (In,Mn)Sb dilute magnetic semiconductor,” *Nat. Mater.* **4**, 447
- Cubukcu, M., H. J. von Bardeleben, Kh. Khazen, J. L. Cantin, O. Mauguin, L. Largeau, and A. Lemaître, 2010, “Adjustable anisotropy in ferromagnetic (Ga,Mn)(As,P) layered alloys,” *Phys. Rev. B* **81**, 041202
- Curiale, J., A. Lemaître, C. Ulysse, G. Faini, and V. Jeudy, 2012, “Spin drift velocity, polarization, and current-driven domain-wall motion in (Ga,Mn)(As,P),” *Phys. Rev. Lett.* **108**, 076604
- Cywiński, L., and L. J. Sham, 2007, “Ultrafast demagnetization in the sp-d model: a theoretical study,” *Phys. Rev. B* **76**, 045205
- Da Silva, Juarez L. F., Gustavo M. Dalpian, and Su-Huai Wei, 2008, “Carrier-induced enhancement and suppression of ferromagnetism in $Zn_{1-x}Cr_xTe$ and $Ga_{1-x}Cr_xAs$: origin

- of the spinodal decomposition,” *New J. Phys.* **10**, 113007
- d’Acapito, F., G. Smolentsev, F. Boscherini, M. Piccin, G. Bais, S. Rubini, F. Martelli, and A. Franciosi, 2006, “Site of Mn in Mn δ -doped GaAs: X-ray absorption spectroscopy,” *Phys. Rev. B* **73**, 035314
- Dagotto, E., T. Hotta, and A. Moreo, 2001, “Colossal magnetoresistant materials: the key role of phase separation,” *Phys. Rep.* **344**, 1
- Deng, Z., C. Q. Jin, Q. Q. Liu, X. C. Wang, J. L. Zhu, S. M. Feng, L. C. Chen, R. C. Yu, C. Arguello, T. Goko, Fanlong Ning, Jinsong Zhang, Yayu Wang, A. A. Aczel, T. Munzie, T. J. Williams, G. M. Luke, T. Kakeshita, S. Uchida, W. Higemoto, T. U. Ito, Bo Gu, S. Maekawa, G. D. Morris, and Y. J. Uemura, 2011, “Li(Zn,Mn)As as a new generation ferromagnet based on a I-II-V semiconductor,” *Nat. Commun.* **2**, 422
- Devillers, T., M. Rovezzi, N. Gonzalez Szwacki, S. Dobkowska, W. Stefanowicz, D. Sztenkiel, A. Grois, J. Suffczyński, A. Navarro-Quezada, B. Faina, T. Li, P. Glatzel, F. d’Acapito, R. Jakiela, M. Sawicki, J. A. Majewski, T. Dietl, and A. Bonanni, 2012, “Manipulating Mn–Mg_k cation complexes to control the charge- and spin-state of Mn in GaN,” *Sci. Rep.* **2**, 722
- Dhar, S., O. Brandt, A. Trampert, K. J. Friedland, Y. J. Sun, and K. H. Ploog, 2003, “Observation of spin-glass behavior in homogeneous (Ga,Mn)N layers grown by reactive molecular-beam epitaxy,” *Phys. Rev. B* **67**, 165205
- Di Marco, I., P. Thunström, M. I. Katsnelson, J. Sadowski, K. Karlsson, S. Lebègue, J. Kański, , and O. Eriksson, 2013, “Electron correlations in $\text{mn}_x\text{ga}_{1-x}\text{as}$ as seen by resonant electron spectroscopy and dynamical mean field theory,” *Nat. Commun.* **4**, 2645
- Dietl, T., 1981, “Semimagnetic Semiconductors in High Magnetic Fields,” in *Physics in High Magnetic Fields*, edited by S. Chikazumi and N. Miura (Springer, Berlin) p. 344
- Dietl, T., 1983, “Optical properties of donor electrons in semimagnetic semiconductors,” *J. Magn. Magn. Mater.* **38**, 34
- Dietl, T., 1994, “(Diluted) Magnetic Semiconductors,” in *Handbook of Semiconductors*, Vol. 3B, edited by S. Mahajan (North Holland, Amsterdam) p. 1251
- Dietl, T., 2002, “Ferromagnetic semiconductors,” *Semicond. Sci. Technol.* **17**, 377
- Dietl, T., 2007, “Origin of ferromagnetic response in diluted magnetic semiconductors and oxides,” *J. Phys. Condens. Matter* **19**, 165204
- Dietl, T., 2008a, “Hole states in wide band-gap diluted magnetic semiconductors and oxides,” *Phys. Rev. B* **77**, 085208
- Dietl, T., 2008b, “Interplay between carrier localization and magnetism in diluted magnetic and ferromagnetic semiconductors,” *J. Phys. Soc. Jpn.* **77**, 031005
- Dietl, T., 2010, “A ten-year perspective on dilute magnetic semiconductors and oxides,” *Nat. Mater.* **9**, 965
- Dietl, T., J. Cibert, D. Ferrand, and Y. Merle d’Aubigné, 1999, “Carrier-mediated ferromagnetic interactions in structures of magnetic semiconductors,” *Mater. Sci. Eng. B* **63**, 103
- Dietl, T., A. Haury, and Y. Merle d’Aubigne, 1997, “Free carrier-induced ferromagnetism in structures of diluted magnetic semiconductors,” *Phys. Rev. B* **55**, R3347
- Dietl, T., J. König, and A. H. MacDonald, 2001a, “Magnetic domains in III–V magnetic semiconductors,” *Phys. Rev. B* **64**, 241201
- Dietl, T., F. Matsukura, and H. Ohno, 2002, “Ferromagnetism of magnetic semiconductors: Zhang-Rice limit,” *Phys. Rev. B* **66**, 033203
- Dietl, T., H. Ohno, and F. Matsukura, 2001b, “Hole-mediated ferromagnetism in tetrahedrally coordinated semiconductors,” *Phys. Rev. B* **63**, 195205
- Dietl, T., H. Ohno, F. Matsukura, J. Cibert, and D. Ferrand, 2000, “Zener model description of ferromagnetism in zincblende magnetic semiconductors,” *Science* **287**, 1019
- Dietl, T., C. Śliwa, G. Bauer, and H. Pascher, 1994, “Mechanisms of exchange interactions between carriers and Mn or Eu spins in lead chalcogenides,” *Phys. Rev. B* **49**, 2230
- Dietl, T., and J. Spalek, 1983, “Effect of thermodynamic fluctuations of magnetization on the bound magnetic polaron in dilute magnetic semiconductors,” *Phys. Rev. B* **28**, 1548
- Dietl, T., and D. Sztenkiel, 2011, “Reconciling results of tunnelling experiments on (Ga,Mn)As,” arXiv:1102.3267
- Dourlat, A., V. Jeudy, A. Lemaître, and C. Gourdon, 2008, “Field-driven domain-wall dynamics in (Ga,Mn)As films with perpendicular anisotropy,” *Phys. Rev. B* **78**, 161303
- Dreher, L., D. Donhauser, J. Daeubler, M. Glunk, C. Rapp, W. Schoch, R. Sauer, and W. Limmer, 2010, “Strain, magnetic anisotropy, and anisotropic magnetoresistance in (Ga,Mn)As on high-index substrates: Application to (113)A -oriented layers,” *Phys. Rev. B* **81**, 245202
- Dunsiger, S. R., J. P. Carlo, T. Goko, G. Nieuwenhuys, T. Prokscha, A. Suter, E. Morenzoni, D. Chiba, Y. Nishitani, T. Tanikawa, F. Matsukura, H. Ohno, J. Ohe, S. Maekawa, , and Y. J. Uemura, 2010, “Spatially homogeneous ferromagnetism of (Ga, Mn)As,” *Nat. Mater.* **9**, 299
- Dziawa, P., W. Knoff, V. Domukhovski, J. Domagala, R. Jakiela, E. Lusakowska, V. Osinniy, K. Swiatek, B. Taliashvili, and T. Story, 2008, “Magnetic and structural properties of ferromagnetic GeMnTe layers,” in *Narrow Gap Semiconductors 2007*, Springer Proceedings in Physics, Vol. 119, edited by B. Murdin and S. Clowes (Springer Netherlands) p. 11
- Edmonds, K. W., P. Boguslawski, K. Y. Wang, R. P. Campion, N. R. S. Farley, B. L. Gallagher, C. T. Foxon, M. Sawicki, T. Dietl, M. B. Nardelli, and J. Bernholc, 2004a, “Mn interstitial diffusion in (Ga,Mn)As,” *Phys. Rev. Lett.* **92**, 037201
- Edmonds, K. W., N. R. S. Farley, R. P. Campion, C. T. Foxon, B. L. Gallagher, T. K. Johal, G. van der Laan, M. MacKenzie, J. N. Chapman, and E. Arenholz, 2004b, “Surface effects in Mn L_{3,2} x-ray absorption spectra from (Ga,Mn)As,” *Appl. Phys. Lett.* **84**, 4065
- Edmonds, K. W., N. R. S. Farley, T. K. Johal, G. van der Laan, R. P. Campion, B. L. Gallagher, and C. T. Foxon, 2005, “Ferromagnetic moment and antiferromagnetic coupling in (Ga,Mn)As thin films,” *Phys. Rev. B* **71**, 064418
- Edmonds, K. W., G. van der Laan, A. A. Freeman, N. R. S. Farley, T. K. Johal, R. P. Campion, C. T. Foxon, B. L. Gallagher, and E. Arenholz, 2006, “Angle-dependent x-ray magnetic circular dichroism from (Ga,Mn)As: Anisotropy and identification of hybridized states,” *Phys. Rev. Lett.* **96**, 117207
- Edmonds, K. W., K. Y. Wang, R. P. Campion, A. C. Neumann, N. R. S. Farley, B. L. Gallagher, and C. T. Foxon, 2002, “High Curie temperature GaMnAs obtained by resistance-monitored annealing,” *Appl. Phys. Lett.* **81**, 4991
- Edwards, P. P., and M. J. Sienko, 1978, “Universality aspects of the metal-nonmetal transition in condensed media,” *Phys. Rev. B* **17**, 2575

- Eggenkamp, P. J. T., H. J. M. Swagten, T. Story, V. I. Litvinov, C. H. W. Swüste, and W. J. M. de Jonge, 1995, “Calculations of the ferromagnet-to-spin-glass transition in diluted magnetic systems with an RKKY interaction,” *Phys. Rev. B* **51**, 15250
- Ehlert, M., C. Song, M. Ciorga, M. Utz, D. Schuh, D. Bougeard, and D. Weiss, 2012, “All-electrical measurements of direct spin Hall effect in GaAs with Esaki diode electrodes,” *Phys. Rev. B* **86**, 205204
- Eid, K. F., B. L. Sheu, O. Maksimov, M. B. Stone, P. Schiffer, and N. Samarth, 2005, “Nanoengineered Curie temperature in laterally-patterned ferromagnetic semiconductor heterostructures,” *Appl. Phys. Lett.* **86**, 152505
- Eid, K. F., M. B. Stone, K. C. Ku, P. Schiffer, and N. Samarth, 2004, “Exchange biasing of the ferromagnetic semiconductor $\text{Ga}_{1-x}\text{Mn}_x\text{As}$,” *Appl. Phys. Lett.* **85**, 1556
- Elsen, M., O. Boule, J.-M. George, H. Jaffrès, R. Mattana, V. Cros, A. Fert, A. Lemaître, R. Giraud, and G. Faini, 2006, “Spin transfer experiments on $(\text{Ga,Mn})\text{As}/(\text{In,Ga})\text{As}/(\text{Ga,Mn})\text{As}$ tunnel junctions,” *Phys. Rev. B* **73**, 035303
- Elsen, M., H. Jaffrès, R. Mattana, M. Tran, J.-M. George, A. Miard, and A. Lemaître, 2007, “Exchange-mediated anisotropy of $(\text{Ga,Mn})\text{As}$ valence-band probed by resonant tunneling spectroscopy,” *Phys. Rev. Lett.* **99**, 127203
- Endo, M., D. Chiba, H. Shimotani, F. Matsukura, Y. Iwasa, and H. Ohno, 2010a, “Electric double layer transistor with a $(\text{Ga,Mn})\text{As}$ channel,” *Appl. Phys. Lett.* **96**, 022515
- Endo, M., F. Matsukura, and H. Ohno, 2010b, “Current induced effective magnetic field and magnetization reversal in uniaxial anisotropy $(\text{Ga,Mn})\text{As}$,” *Appl. Phys. Lett.* **97**, 222501
- Fang, D., H. Kurebayashi, J. Wunderlich, K. Výborný, L. P. Zárbo, R. P. Campion, A. Casiraghi, B. L. Gallagher, T. Jungwirth, and A. J. Ferguson, 2011, “Spin-orbit-driven ferromagnetic resonance,” *Nat. Nanotech.* **6**, 413
- Farshchi, R., P. D. Ashby, D. J. Hwang, C. P. Grigoropoulos, R. V. Chopdekar, Y. Suzuki, and O. D. Dubon, 2007, “Hydrogen patterning of $\text{Ga}_{1-x}\text{Mn}_x\text{As}$ for planar spintronics,” *Physica B* **401**, 447
- Fedorych, O. M., E. M. Hankiewicz, Z. Wilamowski, and J. Sadowski, 2002, “Single ion anisotropy of Mn-doped GaAs measured by electron paramagnetic resonance,” *Phys. Rev. B* **66**, 045201
- Fernández-Rossier, J., and L. J. Sham, 2002, “Spin separation in digital ferromagnetic heterostructures,” *Phys. Rev. B* **66**, 073312
- Ferrand, D., J. Cibert, C. Bourgoignon, S. Tatarenko, A. Wasiela, G. Fishman, A. Bonanni, H. Sitter, S. Kolečnik, J. Jaroszyński, A. Barcz, and T. Dietl, 2000, “Carrier-induced ferromagnetic interactions in p-doped $\text{Zn}_{1-x}\text{Mn}_x\text{Te}$ epilayers,” *J. Cryst. Growth* **214**, 387
- Ferrand, D., J. Cibert, A. Wasiela, C. Bourgoignon, S. Tatarenko, G. Fishman, T. Andrearczyk, J. Jaroszyński, S. Kolečnik, T. Dietl, B. Barbara, and D. Dufeu, 2001, “Carrier-induced ferromagnetism in p- $\text{Zn}_{1-x}\text{Mn}_x\text{Te}$,” *Phys. Rev. B* **63**, 085201
- Fiederling, R., P. Grabs, W. Ossau, G. Schmidt, and L. W. Molenkamp, 2003, “Detection of electrical spin injection by light-emitting diodes in top- and side-emission configurations,” *Appl. Phys. Lett.* **82**, 2160
- Figielski, T., T. Wosinski, A. Morawski, A. Makosa, J. Wrobel, and J. Sadowski, 2007, “Remnant magnetoresistance in ferromagnetic $(\text{Ga,Mn})\text{As}$ nanostructures,” *Appl. Phys. Lett.* **90**, 052108
- Finkelstein, A. M., 1990, “Electron liquid in disordered conductors,” *Soviet Sci. Rev.* **14**, 1
- Fiorentini, V., 1995, “Effective-mass single and double acceptor spectra in GaAs,” *Phys. Rev. B* **51**, 10161
- Fleury, G., and X. Waintal, 2008, “Many-body localization study in low-density electron gases: Do metals exist in two dimensions?,” *Phys. Rev. Lett.* **101**, 226803
- Freeman, A. A., K. W. Edmonds, N. R. S. Farley, S. V. Novikov, R. P. Campion, C. T. Foxon, B. L. Gallagher, E. Sarigiannidou, and G. van der Laan, 2007, “Depth dependence of the Mn valence and Mn-Mn coupling in $(\text{Ga,Mn})\text{N}$,” *Phys. Rev. B* **76**, 081201
- Freeman, A. A., K. W. Edmonds, G. van der Laan, R. P. Campion, A. W. Rushforth, N. R. S. Farley, T. K. Johal, C. T. Foxon, B. L. Gallagher, A. Rogalev, and F. Wilhelm, 2008, “Valence band orbital polarization in III-V ferromagnetic semiconductors,” *Phys. Rev. B* **77**, 073304
- Fritzsche, H., and M. Cuevas, 1960, “Impurity conduction in transmutation-doped p-type Germanium,” *Phys. Rev.* **119**, 1238
- Fröhlich, F., and F. R. N. Nabarro, 1940, “Orientation of nuclear spins in metals,” *Proc. R. Soc. London, Ser. A* **175**, 382
- Fujii, J., B. R. Salles, M. Sperl, S. Ueda, M. Kobata, K. Kobayashi, Y. Yamashita, P. Torelli, M. Utz, C. S. Fadley, A. X. Gray, J. Braun, H. Ebert, I. Di Marco, O. Eriksson, P. Thunström, G. H. Fecher, H. Stryhanyuk, E. Ikenaga, J. Minár, C. H. Back, G. van der Laan, and G. Panaccione, 2013, “Identifying the electronic character and role of the Mn states in the valence band of $(\text{Ga,Mn})\text{As}$,” *Phys. Rev. Lett.* **111**, 097201
- Fukuma, Y., H. Asada, J. Yamamoto, F. Odawara, and T. Koyanagi, 2008, “Large magnetic circular dichroism of Co clusters in Co-doped ZnO ,” *Appl. Phys. Lett.* **93**, 142510
- Fukumura, T., H. Toyosaki, and Y. Yamada, 2005, “Magnetic oxide semiconductors,” *Semicond. Sci. Technol.* **20**, S103
- Furdyna, J. K., and J. Kossut, 1988, (eds.) *Diluted Magnetic Semiconductors*, Semiconductors and Semimetals, Vol. 25 (Academic Press, New York)
- Gaj, J. A., R. Planel, and G. Fishman, 1979, *Solid State Commun.* **29**, 435
- Garate, I., K. Gilmore, M. D. Stiles, and A. H. MacDonald, 2009, “Nonadiabatic spin-transfer torque in real materials,” *Phys. Rev. B* **79**, 104416
- Garate, I., and Allan MacDonald, 2009, “Gilbert damping in conducting ferromagnets. II. Model tests of the torque-correlation formula,” *Phys. Rev. B* **79**, 064404
- Gareev, R. R., A. Petukhov, M. Schlapps, J. Sadowski, and W. Wegscheider, 2010, “Giant anisotropic magnetoresistance in insulating ultrathin $(\text{Ga,Mn})\text{As}$,” *Appl. Phys. Lett.* **96**, 052114
- Ge, Z., W. L. Lim, S. Shen, Y. Y. Zhou, X. Liu, J. K. Furdyna, and M. Dobrowolska, 2007, “Magnetization reversal in $(\text{Ga,Mn})\text{As}/\text{MnO}$ exchange-biased structures: Investigation by planar Hall effect,” *Phys. Rev. B* **75**, 014407
- Geresdi, A., A. Halbritter, M. Csontos, Sz. Csonka, G. Mihály, T. Wojtowicz, X. Liu, B. Jankó, and J. K. Furdyna, 2008, “Nanoscale spin polarization in the dilute magnetic semiconductor $(\text{In,Mn})\text{Sb}$,” *Phys. Rev. B* **77**, 233304
- Giddings, A. D., T. Jungwirth, and B. L. Gallagher, 2008, “ $(\text{Ga,Mn})\text{As}$ based superlattices and the search for antiferromagnetic interlayer coupling,” *Phys. Rev. B* **78**, 165312

- Giddings, A. D., M. N. Khalid, T. Jungwirth, J. Wunderlich, S. Yasin, R. P. Campion, K. W. Edmonds, J. Sinova, K. Ito, K. Y. Wang, D. Williams, B. L. Gallagher, and C. T. Foxon, 2005, "Large tunneling anisotropic magnetoresistance in (Ga,Mn)As nanoconstrictions," *Phys. Rev. Lett.* **94**, 127202
- Glas, F., G. Patriarche, L. Largeau, and A. Lemaitre, 2004, "Determination of the local concentrations of Mn interstitials and antisite defects in GaMnAs," *Phys. Rev. Lett.* **93**, 086107
- Glunk, M., J. Daeubler, L. Dreher, S. Schwaiger, W. Schoch, R. Sauer, W. Limmer, A. Brandlmaier, S. T. B. Goennenwein, C. Bihler, and M. S. Brandt, 2009, "Magnetic anisotropy in (Ga,Mn)As: Influence of epitaxial strain and hole concentration," *Phys. Rev. B* **79**, 195206
- Godlewski, M., A. Wasiakowski, V. Yu. Ivanov, A. Wójcik-Głodowski, M. Łukasiewicz, E. Guziewicz, R. Jakiela, K. Kopalko, A. Zakrzewski, and Y. Dumont, 2010, "Puzzling magneto-optical properties of ZnMnO films," *Opt. Mater.* **32**, 680
- Goennenwein, S. T. B., M. Althammer, C. Bihler, A. Brandlmaier, S. Geprags, M. Opel, W. Schoch, W. Limmer, R. Gross, and M. S. Brandt, 2008, "Piezo-voltage control of magnetization orientation in a ferromagnetic semiconductor," *Phys. Status Solidi (RRL)* **2**, 96
- Goennenwein, S. T. B., T. A. Wassner, H. Huebl, M. S. Brandt, J. B. Philipp, M. Opel, R. Gross, A. Koeder, W. Schoch, and A. Waag, 2004, "Hydrogen control of ferromagnetism in a dilute magnetic semiconductor," *Phys. Rev. Lett.* **92**, 227202
- Gonzalez Szwacki, N., J. A. Majewski, and T. Dietl, 2011, "Aggregation and magnetism of Cr, Mn, and Fe cations in GaN," *Phys. Rev. B* **83**, 184417
- Goodenough, John B., 1958, "An interpretation of the magnetic properties of the perovskite-type mixed crystals $\text{La}_{1-x}\text{Sr}_x\text{CoO}_{3-\lambda}$," *J. Phys. Chem. Solids* **6**, 287
- Goryca, M., T. Kazimierzczuk, M. Nawrocki, A. Golnik, J. A. Gaj, P. Kossacki, P. Wojnar, and G. Karczewski, 2009, "Optical manipulation of a single Mn spin in a CdTe-based quantum dot," *Phys. Rev. Lett.* **103**, 087401
- Gosk, J., M. Zając, A. Woloś, M. Kamińska, A. Twardowski, I. Grzegory, M. Bockowski, and S. Porowski, 2005, "Magnetic anisotropy of bulk GaN:Mn single crystals codoped with Mg acceptors," *Phys. Rev. B* **71**, 094432
- Gould, C., S. Mark, K. Pappert, R. G. Dengel, J. Wenisch, R. P. Campion, A. W. Rushforth, D. Chiba, Z. Li, X. Liu, W. Van Roy, H. Ohno, J. K. Furdyna, B. Gallagher, K. Brunner, G. Schmidt, and L. W. Molenkamp, 2008, "An extensive comparison of anisotropies in MBE grown (Ga,Mn)As material," *New J. Phys.* **10**, 055007
- Gould, C., C. Rüster, T. Jungwirth, E. Girgis, G. M. Schott, R. Giraud, K. Brunner, G. Schmidt, and L. W. Molenkamp, 2004, "Tunneling anisotropic magnetoresistance: A spin-valve like tunnel magnetoresistance using a single magnetic layer," *Phys. Rev. Lett.* **93**, 117203
- Gourdon, C., A. Dourlat, V. Jeudy, K. Khazen, H. J. von Bardeleben, L. Thevenard, and A. Lemaitre, 2007, "Determination of the micromagnetic parameters in (Ga,Mn)As using domain theory," *Phys. Rev. B* **76**, 241301
- Grace, P. J., M. Venkatesan, J. Alaria, J. M. D. Coey, G. Kopnov, and R. Naaman, 2009, "The origin of the magnetism of etched Silicon," *Adv. Mater.* **21**, 71
- Graf, T., M. Gjukic, M. Hermann, M. S. Brandt, M. Stutzmann, and O. Ambacher, 2003a, "Spin resonance investigations of Mn^{2+} in wurtzite GaN and AlN films," *Phys. Rev. B* **67**, 165215
- Graf, T., S. T. B. Goennenwein, and M. S. Brandt, 2003b, "Prospects for carrier-mediated ferromagnetism in GaN," *Phys. Status Solidi B* **239**, 277
- Granville, S., B. J. Ruck, F. Budde, H. J. Trodahl, and G. V. M. Williams, 2010, "Nearest-neighbor mn antiferromagnetic exchange in $\text{Ga}_{1-x}\text{Mn}_x\text{N}$," *Phys. Rev. B* **81**, 184425
- Gray, A. X., J. Minár, S. Ueda, P. R. Stone, Y. Yamashita, J. Fujii, J. Braun, L. Plucinski, C. M. Schneider, G. Panaccione, H. Ebert, O. D. Dubon, K. Kobayashi, and C. S. Fadley, 2012, "Bulk electronic structure of the dilute magnetic semiconductor $\text{Ga}_{1-x}\text{Mn}_x\text{As}$ through hard X-ray angle-resolved photoemission," *Nat. Mater.* **11**, 957
- Gryglas-Borysiewicz, M., A. Kwiatkowski, M. Baj, D. Wasik, J. Przybytek, and J. Sadowski, 2010, "Hydrostatic pressure study of the paramagnetic-ferromagnetic phase transition in (Ga,Mn)As," *Phys. Rev. B* **82**, 153204
- Haghighoo, S., M. Cubukcu, H. J. von Bardeleben, L. Thevenard, A. Lemaitre, and C. Gourdon, 2010, "Exchange constant and domain wall width in (Ga,Mn)(As,P) films with self-organization of magnetic domains," *Phys. Rev. B* **82**, 041301
- Hals, K. M. D., A. K. Nguyen, and A. Brataas, 2009, "Intrinsic coupling between current and domain wall motion in (Ga,Mn)As," *Phys. Rev. Lett.* **102**, 256601
- Hankiewicz, E. M., T. Jungwirth, T. Dietl, C. Timm, and Jairo Sinova, 2004, "Optical properties of metallic (III,Mn)V ferromagnetic semiconductors in the infrared to visible range," *Phys. Rev. B* **70**, 245211
- Hansen, L., D. Ferrand, G. Richter, M. Thierley, V. Hock, N. Schwarz, G. Reuscher, G. Schmidt, L. W. Molenkamp, and A. Waag, 2001, "Epitaxy and magnetotransport properties of the diluted magnetic semiconductor $\text{p-Be}_{1-x}\text{Mn}_x\text{Te}$," *Appl. Phys. Lett.* **79**, 3125
- Hashimoto, Y., T. Hayashi, S. Katsumoto, and Y. Iye, 2002, "Effect of low-temperature annealing on the crystallinity of III-V-based diluted magnetic semiconductors," *J. Cryst. Growth* **237**, 1334
- Hashimoto, Y., S. Kobayashi, and H. Munekata, 2008, "Photoinduced precession of magnetization in ferromagnetic (Ga,Mn)As," *Phys. Rev. Lett.* **100**, 067202
- Hassan, M., G. Springholz, R.T. Lechner, H. Groiss, R. Kirchschlager, and G. Bauer, 2011, "Molecular beam epitaxy of single phase GeMnTe with high ferromagnetic transition temperature," *J. Cryst. Growth* **323**, 363
- Haurly, A., A. Wasiela, A. Arnoult, J. Cibert, S. Tatarenko, T. Dietl, and Y. Merle d'Aubigne, 1997, "Observation of a ferromagnetic transition induced by two-dimensional hole gas in modulation-doped CdMnTe quantum wells," *Phys. Rev. Lett.* **79**, 511
- Hayashi, T., Y. Hashimoto, S. Katsumoto, and Y. Iye, 2001, "Effect of low-temperature annealing on transport and magnetism of diluted magnetic semiconductor (Ga, Mn)As," *Appl. Phys. Lett.* **78**, 1691
- Heremans, J. P., B. Wiendlocha, and A. M. Chamoire, 2012, "Resonant levels in bulk thermoelectric semiconductors," *Energy Environ. Sci.* **5**, 5510
- Holý, V., Z. Matěj, O. Pacherová, V. Novák, M. Cukr, K. Olejník, and T. Jungwirth, 2006, "Mn incorporation in as-grown and annealed (Ga,Mn)As layers studied by x-ray diffraction and standing-wave fluorescence," *Phys. Rev. B* **74**, 245205

- Honolka, J., S. Masmanidis, H. X. Tang, D. D. Awschalom, and M. L. Roukes, 2007, "Magnetotransport properties of strained $\text{Ga}_{0.95}\text{Mn}_{0.05}\text{As}$ epilayers close to the metal-insulator transition: Description using Aronov-Altshuler three-dimensional scaling theory," *Phys. Rev. B* **75**, 245310
- Hor, Y. S., P. Roushan, H. Beidenkopf, J. Seo, D. Qu, J. G. Checkelsky, L. A. Wray, D. Hsieh, Y. Xia, S.-Y. Xu, D. Qian, M. Z. Hasan, N. P. Ong, A. Yazdani, and R. J. Cava, 2010, "Development of ferromagnetism in the doped topological insulator $\text{Bi}_{2-x}\text{Mn}_x\text{Te}_3$," *Phys. Rev. B* **81**, 195203
- Hrabovsky, D., E. Vanelle, A. R. Fert, D. S. Yee, J. P. Redoules, J. Sadowski, J. Kański, and L. Ilver, 2002, "Magnetization reversal in GaMnAs layers studied by kerr effect," *Appl. Phys. Lett.* **81**, 2806
- Hsiao Wen Chang, S. Akita, F. Matsukura, and H. Ohno, 2013, "Hole concentration dependence of the Curie temperature of (Ga,Mn)Sb in a field-effect structure," *Appl. Phys. Lett.* **103**, 142402
- Hümpfner, S., K. Pappert, J. Wenisch, K. Brunner, C. Gould, G. Schmidt, L. W. Molenkamp, M. Sawicki, and T. Dietl, 2007, "Lithographic engineering of anisotropies in (Ga,Mn)As," *Appl. Phys. Lett.* **90**, 102102
- Hwang, J. I., Y. Ishida, M. Kobayashi, H. Hirata, K. Takubo, T. Mizokawa, A. Fujimori, J. Okamoto, K. Mamiya, Y. Saito, Y. Muramatsu, H. Ott, A. Tanaka, T. Kondo, and H. Munekata, 2005, "High-energy spectroscopic study of the III-V nitride-based diluted magnetic semiconductor $\text{Ga}_{1-x}\text{Mn}_x\text{N}$," *Phys. Rev. B* **72**, 085216
- Ikeda, S., J. Hayakawa, Y. Ashizawa, Y. M. Lee, K. Miura, H. Hasegawa, M. Tsunoda, F. Matsukura, and H. Ohno, 2008, "Tunnel magnetoresistance of 604% at 300 K by suppression of Ta diffusion in CoFeB/MgO/CoFeB pseudo-spin-valves annealed at high temperature," *Appl. Phys. Lett.* **93**, 082508
- Ivchenko, E.L., and G.E. Pikus, 1995, *Superlattices and other heterostructures. Symmetry and optical phenomena* (Springer)
- Jamet, M., A. Barski, T. Devillers, V. Poydenot, R. Dujardin, P. Bayle-Guillmaud, J. Rotheman, E. Bellet-Amalric, A. Marty, J. Cibert, R. Mattana, and S. Tatarenko, 2006, "High-Curie-temperature ferromagnetism in self-organized $\text{Ge}_{1-x}\text{Mn}_x$ nanocolumns," *Nat. Mater.* **5**, 653
- Jaroszyński, J., and T. Dietl, 1985, "Magnetoresistance studies of $\text{Cd}_{1-x}\text{Mn}_x\text{Te}$," *Solid State Commun.* **55**, 491
- Jaworski, C. M., J. Yang, S. Mack, D. D. Awschalom, J. P. Heremans, and R. C. Myers, 2010, "Observation of the spin-Seebeck effect in a ferromagnetic semiconductor," *Nat. Mater.* **9**, 898
- Jaworski, C. M., J. Yang, S. Mack, D. D. Awschalom, R. C. Myers, and J. P. Heremans, 2011, "Spin-Seebeck effect: A phonon driven spin distribution," *Phys. Rev. Lett.* **106**, 186601
- Johnston-Halperin, E., D. Lofgreen, R.K. Kawakami, D.K. Young, L. Coldren, A.C. Gossard, and D.D. Awschalom, 2002, "Spin-polarized Zener tunneling in (Ga,Mn)As," *Phys. Rev. B* **65**, 041306
- Jonker, B. T., Y. D. Park, B. R. Bennett, H. D. Cheong, G. Kioseoglou, and A. Petrou, 2000, "Robust electrical spin injection into a semiconductor heterostructure," *Phys. Rev. B* **62**, 8180
- Jungwirth, T., W. A. Atkinson, B. Lee, and A. H. MacDonald, 1999, "Interlayer coupling in ferromagnetic semiconductor superlattices," *Phys. Rev. B* **59**, 9818
- Jungwirth, T., B. L. Gallagher, and J. Wunderlich, 2008, "Transport properties of ferromagnetic semiconductors," in *Spintronics*, edited by T. Dietl, D. D. Awschalom, M. Kamińska, and H. Ohno (Elsevier, Amsterdam) p. 135
- Jungwirth, T., P. Horodyská, N. Tesařová, P. Němec, J. Šubr, P. Malý, P. Kužel, C. Kadlec, J. Mašek, I. Němec, M. Orlita, V. Novák, K. Olejník, Z. Šobán, P. Vašek, P. Svoboda, and Jairo Sinova, 2010, "Systematic study of Mn-doping trends in optical properties of (Ga,Mn)As," *Phys. Rev. Lett.* **105**, 227201
- Jungwirth, T., J. König, J. Sinova, J. Kučera, and A. H. MacDonald, 2002, "Curie temperature trends in (III,Mn)V ferromagnetic semiconductors," *Phys. Rev. B* **66**, 012402
- Jungwirth, T., V. Novák, X. Martí, M. Cukr, F. Máca, A. B. Shick, J. Mašek, P. Horodyská, P. Němec, V. Holý, J. Zemek, P. Kužel, I. Němec, B. L. Gallagher, R. P. Campion, C. T. Foxon, and J. Wunderlich, 2011, "Demonstration of molecular beam epitaxy and a semiconducting band structure for I-Mn-V compounds," *Phys. Rev. B* **83**, 035321
- Jungwirth, T., Jairo Sinova, A. H. MacDonald, B. L. Gallagher, V. Novák, K. W. Edmonds, A. W. Rushforth, R. P. Campion, C. T. Foxon, L. Eaves, E. Olejník, J. Mašek, S.-R. Eric Yang, J. Wunderlich, C. Gould, L. W. Molenkamp, T. Dietl, and H. Ohno, 2007, "Character of states near the Fermi level in (Ga,Mn)As: Impurity to valence band crossover," *Phys. Rev. B* **76**, 125206
- Jungwirth, T., Jairo Sinova, J. Mašek, J. Kučera, and A. H. MacDonald, 2006a, "Theory of ferromagnetic (III,Mn)V semiconductors," *Rev. Mod. Phys.* **78**, 809
- Jungwirth, T., K. Y. Wang, J. Mašek, K. W. Edmonds, Jürgen König, Jairo Sinova, M. Polini, N. A. Goncharuk, A. H. MacDonald, M. Sawicki, R. P. Campion, L. X. Zhao, C. T. Foxon, and B. L. Gallagher, 2005, "Prospects for high temperature ferromagnetism in (Ga,Mn)As semiconductors," *Phys. Rev. B* **72**, 165204
- Jungwirth, T., K. Y. Wang, J. Mašek, K. W. Edmonds, Jürgen König, Jairo Sinova, M. Polini, N.A. Goncharuk, A. H. MacDonald, M. Sawicki, R. P. Campion, L. X. Zhao, C. T. Foxon, and B. L. Gallagher, 2006b, "Low temperature magnetization of (Ga,Mn)As semiconductors," *Phys. Rev. B* **73**, 165205
- Kacman, P., 2001, "Spin interactions in diluted magnetic semiconductors and magnetic semiconductor structures," *Semicond. Sci. Technol.* **16**, R25
- Kakazei, G. N., Yu. G. Pogorelov, M. D. Costa, V. O. Golub, J. B. Sousa, P. P. Freitas, S. Cardoso, and P. E. Wigen, 2005, "Interlayer dipolar interactions in multilayered granular films," *J. Appl. Phys.* **97**, 10A723
- Kamara, S., F. Terki, R. Dumas, M. Dehbaoui, J. Sadowski, R. M. Galera, Q. H. Tran, and S. Charar, 2012, "In-plane magnetic anisotropy and temperature dependence of switching field in (Ga,Mn)As as ferromagnetic semiconductors," *J. Nanosci. Nanotechnol.* **12**, 4868
- Kanamori, J., 1959, "Superexchange interaction and symmetry properties of electron orbitals," *J. Phys. Chem. Solids* **10**, 87
- Kapetanakis, M. D., P. C. Lingos, C. Piermarocchi, J. Wang, and I. E. Perakis, 2011, "All-optical four-state magnetization reversal in (Ga,Mn)As ferromagnetic semiconductors," *Appl. Phys. Lett.* **99**, 091111
- Kapetanakis, M. D., I. E. Perakis, K. J. Wickey, C. Piermarocchi, and J. Wang, 2009, "Femtosecond coherent control of spins in (Ga,Mn)As ferromagnetic semiconductors using light," *Phys. Rev. Lett.* **103**, 047404

- Karczewski, G., M. Sawicki, V. Ivanov, C. Ruester, G. Grabecki, F. Matsukura, L.W. Molenkamp, and T. Dietl, 2003, "Ferromagnetism in (Zn,Cr)Se layers grown by molecular beam epitaxy," *J. Supercond. Nov. Magn.* **16**, 55
- Katsumoto, S., A. Oiwa, Y. Iye, H. Ohno, F. Matsukura, A. Shen, and Y. Sugawara, 1998, "Strongly anisotropic hopping conduction in (Ga,Mn)As/GaAs," *Phys. Status Solidi B* **205**, 115
- Kępa, H., Le Van Khoi, C. M. Brown, M. Sawicki, J. K. Furdyna, T. M. Giebultowicz, and T. Dietl, 2003, "Probing hole-induced ferromagnetic exchange in magnetic semiconductors by inelastic neutron scattering," *Phys. Rev. Lett.* **91**, 087205
- Kępa, H., J. Kutner-Pielaszek, A. Twardowski, C. F. Majkrzak, J. Sadowski, T. Story, and T. M. Giebultowicz, 2001, "Ferromagnetism of GaMnAs studied by polarized neutron reflectometry," *Phys. Rev. B* **64**, 121302
- Khazen, Kh., H. J. von Bardeleben, J. L. Cantin, L. Thevenard, L. Largeau, O. Mauguin, and A. Lemaître, 2008, "Ferromagnetic resonance of Ga_{0.93}Mn_{0.07}As thin films with constant Mn and variable free-hole concentrations," *Phys. Rev. B* **77**, 165204
- Kimel, A. V., G. V. Astakhov, G. M. Schott, A. Kirilyuk, D. R. Yakovlev, G. Karczewski, W. Ossau, G. Schmidt, L. W. Molenkamp, and Th. Rasing, 2004, "Picosecond dynamics of the photoinduced spin polarization in epitaxial (Ga,Mn)As films," *Phys. Rev. Lett.* **92**, 237203
- King, C. S., J. Zemen, K. Olejník, L. Horák, J. A. Haigh, V. Novák, A. Irvine, J. Kučera, V. Holý, R. P. Campion, B. L. Gallagher, and T. Jungwirth, 2011, "Strain control of magnetic anisotropy in (Ga,Mn)As microbars," *Phys. Rev. B* **83**, 115312
- Kirby, B. J., J. A. Borchers, J. J. Rhyne, K. V. O'Donovan, S. G. E. te Velthuis, S. Roy, Cecilia Sanchez-Hanke, T. Wojtowicz, X. Liu, W. L. Lim, M. Dobrowolska, and J. K. Furdyna, 2006, "Magnetic and chemical nonuniformity in Ga_{1-x}Mn_xAs as probed by neutron and x-ray reflectometry," *Phys. Rev. B* **74**, 245304
- Knoff, W., V. Domukhovski, K. Dybko, P. Dziawa, R. Jakiela, E. Łusakowska, A. Reszka, K. Swiatek, B. Taliashvili, T. Story, K. Szalowski, and T. Balcerzak, 2009, "Ferromagnetic transition in Ge_{1-x}Mn_xTe layers," *Acta Phys. Pol. A* **116**, 904
- Knoff, W., K. Świątek, T. Andrearczyk, V. Domukhovski, P. Dziawa, L. Kowalczyk, E. Łusakowska, A. Śiušys, B. Taliashvili, J. Wróbel, and T. Story, 2011, "Magnetic anisotropy of semiconductor (Ge,Mn)Te microstructures produced by laser and electron beam induced crystallization," *Phys. Status Solidi B* **248**, 1605
- Kobayashi, M., I. Muneta, Y. Takeda, Y. Harada, A. Fujimori, J. Krempaský, T. Schmitt, S. Ohya, M. Tanaka, M. Oshima, and V. N. Strocov, 2013, "Unveiling the impurity band inducing ferromagnetism in magnetic semiconductor (Ga,Mn)As," arXiv:1302.0063
- Kodzuka, M., T. Ohkubo, K. Hono, F. Matsukura, and H. Ohno, 2009, "3DAP analysis of (Ga,Mn)As diluted magnetic semiconductor thin film," *Ultramicroscopy* **109**, 644
- Koenraad, P. M., and M. E. Flatté, 2011, "Single dopants in semiconductors," *Nat. Mater.* **10**, 91
- Kohda, M., T. Kita, Y. Ohno, F. Matsukura, and H. Ohno, 2006, "Spectroscopic analysis of ballistic spin injection in a three-terminal device based on a p-(Ga,Mn)As/n⁺-GaAs Esaki diode," *Appl. Phys. Lett.* **89**, 012103
- Kohda, M., Y. Ohno, K. Takamura, F. Matsukura, and H. Ohno, 2001, "A spin Esaki diode," *Jpn. J. Appl. Phys.* **40**, L1274
- Kojima, E., J. B. Héroux, R. Shimano, Y. Hashimoto, S. Katsumoto, Y. Iye, and M. Kuwata-Gonokami, 2007, "Experimental investigation of polaron effects in Ga_{1-x}Mn_xAs by time-resolved and continuous-wave midinfrared spectroscopy," *Phys. Rev. B* **76**, 195323
- Kojima, E., R. Shimano, Y. Hashimoto, S. Katsumoto, Y. Iye, and M. Kuwata-Gonokami, 2003, "Observation of the spin-charge thermal isolation of ferromagnetic Ga_{0.94}Mn_{0.06}As by time-resolved magneto-optical measurements," *Phys. Rev. B* **68**, 193203
- Kong, X., A. Trampert, X. X. Guo, L. Daweritz, and K. H. Ploog, 2005, "Anisotropic distribution of stacking faults in (Ga,Mn)As digital ferromagnetic heterostructures grown by low-temperature molecular-beam epitaxy," *J. Appl. Phys.* **97**, 036105
- König, J., T. Jungwirth, and A. H. MacDonald, 2001, "Theory of magnetic properties and spin-wave dispersion for ferromagnetic (Ga,Mn)As," *Phys. Rev. B* **64**, 184423
- Kopecký, M., J. Kub, F. Máca, J. Mašek, O. Pacherová, A. W. Rushforth, B. L. Gallagher, R. P. Campion, V. Novák, and T. Jungwirth, 2011, "Detection of stacking faults breaking the [110]/[110] symmetry in ferromagnetic semiconductors (Ga,Mn)As and (Ga,Mn)(As,P)," *Phys. Rev. B* **83**, 235324
- Koshihara, S., A. Oiwa, M. Hirasawa, S. Katsumoto, Y. Iye, C. Urano, H. Takagi, and H. Munekata, 1997, "Ferromagnetic order induced by photogenerated carriers in magnetic III-V semiconductor heterostructures of (In,Mn)As/GaSb," *Phys. Rev. Lett.* **78**, 4617
- Kossacki, P., H. Boukari, M. Bertolini, D. Ferrand, J. Cibert, S. Tatarenko, J. A. Gaj, B. Deveaud, V. Ciulin, and M. Potemski, 2004a, "Photoluminescence of p-doped quantum wells with strong spin splitting," *Phys. Rev. B* **70**, 195337
- Kossacki, P., W. Pacuski, W. Małana, J. A. Gaj, M. Bertolini, D. Ferrand, J. Bleuse, S. Tatarenko, and J. Cibert, 2004b, "Strain engineering of carrier-induced magnetic ordering in (Cd,Mn)Te quantum wells," *Physica E* **21**, 943
- Kreissl, J., W. Ulrici, M. El-Metoui, A. M. Vasson, A. Vasson, and A. Gavaix, 1996, "Neutral manganese acceptor in GaP: An electron-paramagnetic-resonance study," *Phys. Rev. B* **54**, 10508
- Kronast, F., R. Ovsyannikov, A. Vollmer, H. A. Dürr, W. Eberhardt, P. Imperia, D. Schmitz, G. M. Schott, C. Ruester, C. Gould, G. Schmidt, K. Brunner, M. Sawicki, and L. W. Molenkamp, 2006, "Mn 3d electronic configurations in Ga_{1-x}Mn_xAs ferromagnetic semiconductors and their influence on magnetic ordering," *Phys. Rev. B* **74**, 235213
- Ku, K. C., S. J. Potashnik, R. F. Wang, M. J. Seong, E. Johnston-Halperin, R. C. Meyers, S. H. Chun, A. Mascarenhas, A. C. Gossard, D. D. Awschalom, P. Schiffer, and N. Samarth, 2003, "Highly enhanced Curie temperatures in low temperature annealed (Ga,Mn)As epilayers," *Appl. Phys. Lett.* **82**, 2302
- Kudelski, A., A. Lemaître, A. Miard, P. Voisin, T. C. M. Graham, R. J. Warburton, and O. Krebs, 2007, "Optically probing the fine structure of a single Mn atom in an InAs quantum dot," *Phys. Rev. Lett.* **99**, 247209
- Kudrnovský, J., I. Turek, V. Drchal, F. Máca, P. Weinberger,

- and P. Bruno, 2004, “Exchange interactions in III–V and group-IV diluted magnetic semiconductors,” *Phys. Rev. B* **69**, 115208
- Kunert, G., S. Dobkowska, Tian Li, H. Reuther, C. Kruse, S. Figge, R. Jakiela, A. Bonanni, J. Grenzer, W. Stefanowicz, J. von Borany, M. Sawicki, T. Dietl, and D. Hommel, 2012, “Ga_{1-x}Mn_xN epitaxial films with high magnetization,” *Appl. Phys. Lett.* **101**, 022413
- Kuroda, S., N. Nishizawa, K. Takita, M. Mitome, Y. Bando, K. Osuch, and T. Dietl, 2007, “Origin and control of high temperature ferromagnetism in semiconductors,” *Nat. Mater.* **6**, 440
- Larson, B. E., K. C. Hass, H. Ehrenreich, and A. E. Carlson, 1988, “Theory of exchange interactions and chemical trends in diluted magnetic semiconductors,” *Phys. Rev. B* **37**, 4137
- Lechner, R. T., G. Springholz, M. Hassan, H. Groiss, R. Kirchschrager, J. Stangl, N. Hrauda, and G. Bauer, 2010, “Phase separation and exchange biasing in the ferromagnetic IV–VI semiconductor Ge_{1-x}Mn_xTe,” *Appl. Phys. Lett.* **97**, 023101
- Lee, Patrick A., and T. V. Ramakrishnan, 1985, “Disordered electronic systems,” *Rev. Mod. Phys.* **57**, 287
- Ley, L., M. Taniguchi, J. Ghijsen, R. L. Johnson, and A. Fujimori, 1987, “Manganese-derived partial density of states in Cd_{1-x}Mn_xTe,” *Phys. Rev. B* **35**, 2839
- Likovich, E., K. Russell, Wei Yi, V. Narayanamurti, Keh-Chiang Ku, Meng Zhu, and N. Samarth, 2009, “Magnetoresistance in an asymmetric Ga_{1-x}Mn_xAs resonant tunneling diode,” *Phys. Rev. B* **80**, 201307
- Lim, S. T., J. F. Bi, L. Hui, and K. L. Teo, 2011, “Exchange interaction and Curie temperature in Ge_{1-x}Mn_xTe ferromagnetic semiconductors,” *J. Appl. Phys.* **110**, 023905
- Lim, S. T., Lu Hui, J. F. Bi, T. Liew, and K. L. Teo, 2012, “Exchange bias effect of Ge_{1-x}Mn_xTe with antiferromagnetic mnte and mno materials,” *J. Appl. Phys.* **111**, 07C308
- Limmer, W., M. Glunk, J. Daeubler, T. Hummel, W. Schoch, R. Sauer, C. Bihler, H. Huebl, M. S. Brandt, and S. T. B. Goennenwein, 2006, “Angle-dependent magnetotransport in cubic and tetragonal ferromagnets: Application to (001)- and (113)A-oriented (Ga,Mn)As,” *Phys. Rev. B* **74**, 205205
- Linnarsson, M., E. Janzén, B. Monemar, M. Kleverman, and A. Thilderkvist, 1997, “Electronic structure of the GaAs:Mn_{Ga} center,” *Phys. Rev. B* **55**, 6938
- Lipińska, A., C. Simserides, K. N. Trohidou, M. Goryca, P. Kossacki, A. Majhofer, and T. Dietl, 2009, “Ferromagnetic properties of p-(Cd,Mn)Te quantum wells: Interpretation of magneto-optical measurements by Monte Carlo simulations,” *Phys. Rev. B* **79**, 235322
- Liu, M., G. Bihlmayer, S. Blügel, and C. Chang, 2007, “Intrinsic spin-Hall accumulation in honeycomb lattices: Band structure effects,” *Phys. Rev. B* **76**, 121301
- Liu, Qin, Chao-Xing Liu, Cenke Xu, Xiao-Liang Qi, and Shou-Cheng Zhang, 2009, “Magnetic impurities on the surface of a topological insulator,” *Phys. Rev. Lett.* **102**, 156603
- Liu, X., W. L. Lim, Z. Ge, S. Shen, M. Dobrowolska, J. K. Furdyna, T. Wojtowicz, K. M. Yu, and W. Walukiewicz, 2005, “Strain-engineered ferromagnetic In_{1-x}Mn_xAs films with in-plane easy axis,” *Appl. Phys. Lett.* **86**, 112512
- Liu, X., W. L. Lim, L. V. Titova, T. Wojtowicz, M. Kutrowski, K. J. Yee, M. Dobrowolska, J. K. Furdyna, S. J. Potashnik, M. B. Stone, P. Schiffer, I. Vurgaftman, and J. R. Meyer, 2004, “External control of the direction of magnetization in ferromagnetic InMnAs/GaSb heterostructures,” *Physica E* **E 20**, 370
- Liu, Xinyu, and Jacek K. Furdyna, 2006, “Ferromagnetic resonance in Ga_{1-x}Mn_xAs dilute magnetic semiconductors,” *J. Phys. Condens. Matter* **18**, R245
- Lukasiewicz, M. I., A. Wójcik-Głódowska, E. Guziewicz, A. Wolska, M. T. Klepka, P. Dłużewski, R. Jakiela, E. Łusakowska, K. Kopalko, W. Paszkowicz, L. Wachnicki, B. S. Witkowski, W. Lisowski, M. Krawczyk, J. W. Sobczak, A. Jabłoński, and M. Godlewski, 2012, “ZnO, ZnMnO and ZnCoO films grown by atomic layer deposition,” *Semicon. Sci. Technol.* **27**, 074009
- Luo, Jing, Hou-Zhi Zheng, Chao Shen, Hao Zhang, Ke Zhu, Hui Zhu, Jian Liu, Gui-Rong Li, Yang Ji, and Jian-Hua Zhao, 2010, “Ultrafast photo-induced turning of magnetization and its relaxation dynamics in GaMnAs,” *Sci. China Phys. Mechan. Astron.* **53**, 779
- Luttinger, J. M., and W. Kohn, 1955, “Motion of electrons and holes in perturbed periodic fields,” *Phys. Rev.* **97**, 869
- Maccherozzi, F., M. Sperl, G. Panaccione, J. Minar, S. Polesya, H. Ebert, U. Würstbauer, M. Hochstrasser, G. Rossi, G. Woltersdorf, W. Wegscheider, and C. H. Back, 2008, “Evidence for a magnetic proximity effect up to room temperature at Fe/(Ga,Mn)As interfaces,” *Phys. Rev. Lett.* **101**, 267201
- Mack, S., R. C. Myers, J. T. Heron, A. C. Gossard, and D. D. Awschalom, 2008, “Stoichiometric growth of high Curie temperature heavily alloyed GaMnAs,” *Appl. Phys. Lett.* **92**, 192502
- Mahadevan, P., and A. Zunger, 2004, “Trends in ferromagnetism, hole localization, and acceptor level depth for Mn substitution in GaN, GaP, GaAs, GaSb,” *Appl. Phys. Lett.* **85**, 2860
- Mankovsky, S., S. Polesya, S. Bornemann, J. Minár, F. Hoffmann, C. H. Back, and H. Ebert, 2011, “Spin-orbit coupling effect in (Ga,Mn)As films: Anisotropic exchange interactions and magnetocrystalline anisotropy,” *Phys. Rev. B* **84**, 201201
- Mark, S., P. Dürrenfeld, K. Pappert, L. Ebel, K. Brunner, C. Gould, and L. W. Molenkamp, 2011, “Fully electrical read-write device out of a ferromagnetic semiconductor,” *Phys. Rev. Lett.* **106**, 057204
- Masmanidis, S. C., H. X. Tang, E. B. Myers, M. Li, K. De Greve, G. Vermeulen, W. Van Roy, and M. L. Roukes, 2005, “Nanomechanical measurement of magnetostriction and magnetic anisotropy in (Ga,Mn)As,” *Phys. Rev. Lett.* **95**, 187206
- Matsuda, Y. H., G. A. Khodaparast, R. Shen, S. Takeyama, X. Liu, J. Furdyna, and B. W. Wessels, 2011, “Cyclotron resonance in InMnAs and InMnSb ferromagnetic films,” *J. Phys. Conf. Ser.* **334**, 012056
- Matsukura, F., H. Ohno, and T. Dietl, 2002, “III–V ferromagnetic semiconductors,” in *Handbook of Magnetic Materials*, Vol. 14, edited by K. H. J. Buschow (Elsevier) p. 1
- Matsukura, F., H. Ohno, A. Shen, and Y. Sugawara, 1998, “Transport properties and origin of ferromagnetism in (Ga,Mn)As,” *Phys. Rev. B* **57**, R2037
- Matsukura, F., M. Sawicki, T. Dietl, D. Chiba, and H. Ohno, 2004, “Magnetotransport properties of metallic (Ga,Mn)As films with compressive and tensile strain,” *Physica E* **E 21**, 1032
- Mattana, R., J. M. George, H. Jaffrès, F. Nguyen Van Dau, A. Fert, B. Lépine, A. Guivarc’h, and G. Jézéquel, 2003, “Electrical detection of spin accumulation in a p-type GaAs

- quantum well,” *Phys. Rev. Lett.* **90**, 166601
- Matthias, M., A. Gonzalo, and D. Elbio, 2002, “Global versus local ferromagnetism in a model for diluted magnetic semiconductors studied with Monte Carlo techniques,” *Phys. Rev. B* **65**, 241202
- Mašek, J., J. Kudrnovský, and F. Mácá, 2003, “Lattice constant in diluted magnetic semiconductors (Ga,Mn)As,” *Phys. Rev. B* **67**, 153203
- Mašek, J., and F. Mácá, 2001, “Self-compensating incorporation of Mn in $\text{Ga}_{1-x}\text{Mn}_x\text{As}$,” *Acta Phys. Pol. A* **100**, 319
- Mayer, M. A., P. R. Stone, N. Miller, H. M. Smith, O. D. Dubon, E. E. Haller, K. M. Yu, W. Walukiewicz, X. Liu, and J. K. Furdyna, 2010, “Electronic structure of $\text{Ga}_{1-x}\text{Mn}_x\text{As}$ analyzed according to hole-concentration-dependent measurements,” *Phys. Rev. B* **81**, 045205
- Mihály, G., M. Csontos, S. Bordács, I. Kézsmárki, T. Wojtowicz, X. Liu, B. Jankó, and J. K. Furdyna, 2008, “Anomalous Hall effect in the (In,Mn)Sb dilute magnetic semiconductor,” *Phys. Rev. Lett.* **100**, 107201
- Mitra, P., N. Kumar, and N. Samarth, 2010, “Localization and the anomalous Hall effect in a dirty metallic ferromagnet,” *Phys. Rev. B* **82**, 035205
- Mizokawa, T., and A. Fujimori, 1993, “Configuration-interaction description of transition-metal impurities in II-VI semiconductors,” *Phys. Rev. B* **48**, 14150
- Mizokawa, T., T. Nambu, A. Fujimori, T. Fukumura, and M. Kawasaki, 2002, “Electronic structure of the oxide-diluted magnetic semiconductor $\text{Zn}_{1-x}\text{Mn}_x\text{O}$,” *Phys. Rev. B* **65**, 085209
- Munekata, H., H. Ohno, S. von Molnar, A. Segmüller, L. L. Chang, and L. Esaki, 1989, “Diluted magnetic III-V semiconductors,” *Phys. Rev. Lett.* **63**, 1849
- Munekata, H., A. Zaslavsky, P. Fumagalli, and R. J. Gambino, 1993, “Preparation of (In,Mn)As/(Ga,Al)Sb magnetic semiconductor heterostructures and their ferromagnetic characteristics,” *Appl. Phys. Lett.* **63**, 2929
- Muneta, I., S. Ohya, and M. Tanaka, 2012, “Spin-dependent tunneling transport in a ferromagnetic GaMnAs and undoped GaAs double-quantum-well heterostructure,” *Appl. Phys. Lett.* **100**, 162409
- Myers, R. C., B. L. Sheu, A. W. Jackson, A. C. Gosard, P. Schiffer, N. Samarth, and D. D. Awschalom, 2006, “Antisite effect on hole-mediated ferromagnetism in (Ga,Mn)As,” *Phys. Rev. B* **74**, 155203
- Nagaev, E. L., 1993, *Physics of Magnetic Semiconductors* (Mir, Moscow)
- Nagaosa, N., J. Sinova, S. Onoda, A. H. MacDonald, and N. P. Ong, 2010, “Anomalous Hall effect,” *Rev. Mod. Phys.* **82**, 1539
- Navarro-Quezada, A., N. Gonzalez Szwacki, W. Stefanowicz, Tian Li, A. Grois, T. Devillers, M. Rovezzi, R. Jakiela, B. Faina, J. A. Majewski, M. Sawicki, T. Dietl, and A. Bonanni, 2011, “Fe-Mg interplay and the effect of deposition mode in (Ga,Fe)N doped with Mg,” *Phys. Rev. B* **84**, 155321
- Naydenova, Ts., P. Dürrenfeld, K. Tavakoli, N. Pégard, L. Ebel, K. Pappert, K. Brunner, C. Gould, and L. W. Molenkamp, 2011, “Diffusion thermopower of (Ga,Mn)As/GaAs tunnel junctions,” *Phys. Rev. Lett.* **107**, 197201
- Nazmul, A. M., S. Kobayashi, S. Sugahara, and M. Tanaka, 2004, “Electrical and optical control of ferromagnetism in III-V semiconductor heterostructures at high temperature (similar to 100 K),” *Jpn. J. Appl. Phys.* **43**, L233
- Neumaier, D., M. Schlapps, U. Würstbauer, J. Sadowski, M. Reinwald, W. Wegscheider, and D. Weiss, 2008, “Electron-electron interaction in one- and two-dimensional ferromagnetic (Ga,Mn)As,” *Phys. Rev. B* **77**, 041306(R)
- Neumaier, D., M. Turek, U. Würstbauer, A. Vogl, M. Utz, W. Wegscheider, and D. Weiss, 2009, “All-electrical measurement of the density of states in (Ga,Mn)As,” *Phys. Rev. Lett.* **103**, 087203
- Nguyen, Anh Kiet, R. V. Shchelushkin, and A. Brataas, 2006, “Intrinsic domain-wall resistance in ferromagnetic semiconductors,” *Phys. Rev. Lett.* **97**, 136603
- Niazi, T., M. Cormier, D. Lucot, L. Largeau, V. Jeudy, J. Cibert, and A. Lemaitre, 2013, “Electric-field control of the magnetic anisotropy in an ultrathin (Ga,Mn)As/(Ga,Mn)(As,P) bilayer,” *Appl. Phys. Lett.* **102**, 122403
- Nishitani, Y., D. Chiba, M. Endo, M. Sawicki, F. Matsukura, T. Dietl, and H. Ohno, 2010, “Curie temperature versus hole concentration in field-effect structures of $\text{Ga}_{1-x}\text{Mn}_x\text{As}$,” *Phys. Rev. B* **81**, 045208
- Novák, V., K. Olejník, J. Wunderlich, M. Cukr, K. Výborný and A. W. Rushforth, K. W. Edmonds, R. P. Campion, B. L. Gallagher, Jairo Sinova, and T. Jungwirth, 2008, “Curie point singularity in the temperature derivative of resistivity in (Ga,Mn)As,” *Phys. Rev. Lett.* **101**, 077201
- Němec, P., V. Novák, N. Tesařová, E. Rozkotová, H. Reichlová, D. Butkovičová, F. Trojánek, K. Olejník, P. Malý, R. P. Campion, B. L. Gallagher, Jairo Sinova, and T. Jungwirth, 2013, “Establishing micromagnetic parameters of ferromagnetic semiconductor (Ga,Mn)As,” *Nat. Commun.* **4**, 1422
- Němec, P., E. Rozkotová, N. Tesařová and F. Trojánek, E. De Ranieri, K. Olejník, J. Zemen, V. Novák, M. Cukr, P. Malý, and T. Jungwirth, 2012, “Experimental observation of the optical spin transfer torque,” *Nat. Phys.* **8**, 411
- Oestreich, M., 1999, “Injecting spin into electronics,” *Nature* **402**, 735
- Ohno, H., 1998, “Making nonmagnetic semiconductors ferromagnetic,” *Science* **281**, 951
- Ohno, H., 2010, “A window on the future of spintronics,” *Nat. Mater.* **9**, 952
- Ohno, H., 2013, “Bridging semiconductor and magnetism,” *J. Appl. Phys.* **113**, 136509
- Ohno, H., N. Akiba, F. Matsukura, A. Shen, K. Ohtani, and Y. Ohno, 1998, “Spontaneous splitting of ferromagnetic (Ga,Mn)As valence band observed by resonant tunneling spectroscopy,” *Appl. Phys. Lett.* **73**, 363
- Ohno, H., D. Chiba, F. Matsukura, T. Omiya, E. Abe, T. Dietl, Y. Ohno, and K. Ohtani, 2000, “Electric-field control of ferromagnetism,” *Nature* **408**, 944
- Ohno, H., H. Munekata, T. Penney, S. von Molnár, and L. L. Chang, 1992, “Magnetotransport properties of p-type (In,Mn)As diluted magnetic III-V semiconductors,” *Phys. Rev. Lett.* **68**, 2664
- Ohno, H., A. Shen, F. Matsukura, A. Oiwa, A. Endo, S. Katsumoto, and Y. Iye, 1996, “(Ga,Mn)As: A new diluted magnetic semiconductor based on GaAs,” *Appl. Phys. Lett.* **69**, 363
- Ohno, Y., I. Arata, F. Matsukura, and H. Ohno, 2002, “Valence band barrier at (Ga,Mn)As/GaAs interfaces,” *Physica E* **13**, 521
- Ohno, Y., D. K. Young, B. Beschoten, F. Matsukura, H. Ohno, and D. D. Awschalom, 1999, “Electrical spin in-

- jection in a ferromagnetic semiconductor heterostructure,” *Nature* **402**, 790
- Ohya, S., P. N. Hai, Y. Mizuno, and M. Tanaka, 2007a, “Quantum-size effect and tunneling magnetoresistance in ferromagnetic-semiconductor quantum heterostructures,” *Phys. Rev. B* **75**, 155328
- Ohya, S., P. N. Hai, and M. Tanaka, 2005, “Tunneling magnetoresistance in GaMnAs/AlAs/InGaAs/AlAs/GaMnAs double-barrier magnetic tunnel junctions,” *Appl. Phys. Lett.* **87**, 012105
- Ohya, S., I. Muneta, P. N. Hai, and M. Tanaka, 2009, “GaMnAs-based magnetic tunnel junctions with an AlMnAs barrier,” *Appl. Phys. Lett.* **95**, 242503
- Ohya, S., I. Muneta, P. N. Hai, and Masaaki Tanaka, 2010a, “Valence-band structure of the ferromagnetic semiconductor GaMnAs studied by spin-dependent resonant tunneling spectroscopy,” *Phys. Rev. Lett.* **104**, 167204
- Ohya, S., I. Muneta, and M. Tanaka, 2010b, “Quantum-level control in a III-V-based ferromagnetic-semiconductor heterostructure with a GaMnAs quantum well and double barriers,” *Appl. Phys. Lett.* **96**, 052505
- Ohya, S., I. Muneta, Y. Xin, K. Takata, and M. Tanaka, 2012, “Valence-band structure of ferromagnetic semiconductor (In,Ga,Mn)As,” *Phys. Rev. B* **86**, 094418
- Ohya, S., K. Ohno, and M. Tanaka, 2007b, “Magneto-optical and magnetotransport properties of heavily Mn-doped GaMnAs,” *Appl. Phys. Lett.* **90**, 112503
- Ohya, S., K. Takata, I. Muneta, P. N. Hai, and M. Tanaka, 2011a, “Comment on ‘Reconciling results of tunnelling experiments on (Ga,Mn)As’ arXiv:1102.3267 by Dietl and Szentkiel,” arXiv:1102.4459
- Ohya, S., K. Takata, I. Muneta, P. N. Hai, and M. Tanaka, 2011b, “Nearly non-magnetic valence band of the ferromagnetic semiconductor GaMnAs,” *Nat. Phys.* **7**, 342
- Oiwa, A., S. Katsumoto, A. Endo, M. Hirasawa, Y. Iye, F. Matsukura, A. Shen, and Y. Sugawara H. Ohno, 1998, “Low-temperature conduction and giant negative magnetoresistance in III-V-based diluted magnetic semiconductor: (Ga,Mn)As/GaAs,” *Physica B* **249**, 775
- Oiwa, A., Y. Mitsumori, R. Moriya, T. Shupinski, and H. Munekata, 2002, “Effect of optical spin injection on ferromagnetically coupled Mn spins in the III-V magnetic alloy semiconductor (Ga, Mn)As,” *Phys. Rev. Lett.* **88**, 137202
- Oiwa, A., T. Shupinski, and H. Munekata, 2001, “Control of magnetization reversal process by light illumination in ferromagnetic semiconductor heterostructure p-(In,Mn)As/GaSb,” *Appl. Phys. Lett.* **78**, 518
- Okabayashi, J., A. Kimura, T. Mizokawa, A. Fujimori, T. Hayashi, and M. Tanaka, 1999, “Mn 3d partial density of states in $Ga_{1-x}Mn_xAs$ studied by resonant photoemission spectroscopy,” *Phys. Rev. B* **59**, R2486
- Okabayashi, J., A. Kimura, O. Rader, T. Mizokawa, A. Fujimori, T. Hayashi, and M. Tanaka, 1998, “Core-level photoemission study of $Ga_{1-x}Mn_xAs$,” *Phys. Rev. B* **58**, R4211
- Okabayashi, J., A. Kimura, O. Rader, T. Mizokawa, A. Fujimori, T. Hayashi, and M. Tanaka, 2001, “Angle-resolved photoemission study of $Ga_{1-x}Mn_xAs$,” *Phys. Rev. B* **64**, 125304
- Okabayashi, J., T. Mizokawa, D. D. Sarma, A. Fujimori, T. Shupinski, A. Oiwa, and H. Munekata, 2002, “Electronic structure of $In_{1-x}Mn_xAs$ studied by photoemission spectroscopy: Comparison with $Ga_{1-x}Mn_xAs$,” *Phys. Rev. B* **65**, 161203
- Okabayashi, J., K. Ono, M. Mizuguchi, M. Oshima, Subhra Sen Gupta, D. D. Sarma, T. Mizokawa, A. Fujimori, M. Yuri, C. T. Chen, T. Fukumura, M. Kawasaki, and H. Koinuma, 2004, “X-ray absorption spectroscopy of transition-metal doped diluted magnetic semiconductors $Zn_{1-x}M_xO$,” *J. Appl. Phys.* **95**, 3573
- Olejník, K., M. H. S. Owen, V. Novák, J. Mašek, A. C. Irvine, J. Wunderlich, and T. Jungwirth, 2008, “Enhanced annealing, high Curie temperature and low-voltage gating in (Ga,Mn)As: A surface oxide control study,” *Phys. Rev. B* **78**, 054403
- Olejnik, K., P. Wadley, J. A. Haigh, K. W. Edmonds, R. P. Campion, A. W. Rushforth, B. L. Gallagher, C. T. Foxon, T. Jungwirth, J. Wunderlich, S. S. Dhesi, S. A. Cavill, G. van der Laan, and E. Arenholz, 2010, “Exchange bias in a ferromagnetic semiconductor induced by a ferromagnetic metal: Fe/(Ga,Mn)As bilayer films studied by XMCD measurements and SQUID magnetometry,” *Phys. Rev. B* **81**, 104402
- Omiya, T., F. Matsukura, A. Shen, Y. Ohno, and H. Ohno, 2001, “Magnetotransport properties of (Ga,Mn)As grown on GaAs (411)A substrates,” *Physica E* **10**, 206
- Oszwaldowski, R., J. A. Majewski, and T. Dietl, 2006, “Influence of band structure effects on domain-wall resistance in diluted ferromagnetic semiconductors,” *Phys. Rev. B* **74**, 153310
- Ouardi, S., G. H. Fecher, C. Felser, and J. Kübler, 2013, “Realization of spin gapless semiconductors: the Heusler compound Mn_2CoAl ,” *Phys. Rev. Lett.* **110**, 100401
- Overby, M., A. Chernyshov, L. P. Rokhinson, X. Liu, and J. K. Furdyna, 2008, “GaMnAs-based hybrid multiferroic memory device,” *Appl. Phys. Lett.* **92**, 192501
- Paalanen, M. A., and R. N. Bhatt, 1991, “Transport and thermodynamic properties across the metal-insulator transition,” *Physica B* **169**, 223
- Pacuski, W., D. Ferrand, J. Cibert, J. A. Gaj, A. Golnik, P. Kossacki, S. Marcet, E. Sarigiannidou, and H. Mariette, 2007, “Excitonic giant Zeeman effect in $GaN:Mn^{3+}$,” *Phys. Rev. B* **76**, 165304
- Pacuski, W., J. Suffczyński, P. Osewski, P. Kossacki, A. Golnik, J. A. Gaj, C. Deparis, C. Morhain, E. Chikoidze, Y. Dumont, D. Ferrand, J. Cibert, and T. Dietl, 2011, “Influence of $s,p-d$ and $s-p$ exchange couplings on exciton splitting in $Zn_{1-x}Mn_xO$,” *Phys. Rev. B* **84**, 035214
- Pajęczkowska, A., 1978, “Physicochemical properties and crystal growth of $A^{II}B^{VI} - MnB^{VI}$ systems,” *Prog. Crystal Growth Charact.* **1**, 289
- Panguluri, R. P., K. C. Ku, T. Wojtowicz, X. Liu, J. K. Furdyna, Y. B. Lyanda-Geller, N. Samarth, and B. Nadgorny, 2005, “Andreev reflection and pair-breaking effects at the superconductor/magnetic semiconductor interface,” *Phys. Rev. B* **72**, 054510
- Panguluri, R. P., B. Nadgorny, T. Wojtowicz, W. L. Lim, X. Liu, and J. K. Furdyna, 2004, “Measurement of spin polarization by andreev reflection in ferromagnetic $In_{1-x}Mn_xSb$ epilayers,” *Appl. Phys. Lett.* **84**, 4947
- Pappert, K., S. Hümpfner, C. Gould, J. Wenish, K. Brunner, G. Schmidt, and L. M. Molekamp, 2007, “A non-volatile-memory device on the basis of engineered anisotropies in (Ga,Mn)As,” *Nat. Phys.* **3**, 573
- Pappert, K., M. J. Schmidt, S. Hümpfner, C. Rüster, G. M. Schott, K. Brunner, C. Gould, G. Schmidt, and L. W. Molenkamp, 2006, “Magnetization-switched metal-insulator transition in a (Ga,Mn)As tunnel device,” *Phys.*

- Rev. Lett. **97**, 186402
- Park, Y. D., A. T. Hanbicki, S. C. Erwin, C. S. Hellberg, J. M. Sullivan, J. E. Mattson, T. F. Ambrose, A. Wilson, G. Spanos, and B. T. Jonker, 2002, "A group-IV ferromagnetic semiconductor: $\text{Mn}_x\text{Ge}_{1-x}$," *Science* **295**, 651
- Parmenter, R. H., 1973, "Effect of orbital degeneracy on the Anderson model of a localized moment in a metal," *Phys. Rev. B* **8**, 1273
- Pashitskii, E. A., and S. M. Ryabchenko, 1979, "Magnetic ordering in semiconductors with magnetic impurities," *Sov. Phys. Solid State* **21**, 322
- Pearnton, S. J., C. R. Abernathy, M. E. Overberg, G. T. Thaler, D. P. Norton, N. Theodoropoulou, A. F. Hebard, Y. D. Park, F. Ren, J. Kim, and L. A. Boatner, 2003, "Wide band gap ferromagnetic semiconductors and oxides," *J. Appl. Phys.* **93**, 1
- Petukhov, A. G., A. N. Chantis, and D. O. Demchenko, 2002, "Resonant enhancement of tunneling magnetoresistance in double-barrier magnetic heterostructures," *Phys. Rev. Lett.* **89**, 107205
- Petukhov, A. G., D. O. Demchenko, and A. N. Chantis, 2003, "Electron spin polarization in resonant interband tunneling devices," *Phys. Rev. B* **68**, 125332
- Piano, S., R. Grein, C. J. Mellor, K. Výborný, R. Campion, M. Wang, M. Eschrig, and B. L. Gallagher, 2011, "Spin polarization of (Ga,Mn)As measured by Andreev spectroscopy: The role of spin-active scattering," *Phys. Rev. B* **83**, 081305
- Popescu, F., Y. Yildirim, G. Alvarez, A. Moreo, and E. Dagotto, 2006, "Critical temperatures of the two-band model for diluted magnetic semiconductors," *Phys. Rev. B* **73**, 075206
- Potashnik, S. J., K. C. Ku, S. H. Chun, J. J. Berry, N. Samarth, and P. Schiffer, 2001, "Effects of annealing time on defect-controlled ferromagnetism in $\text{Ga}_{1-x}\text{Mn}_x\text{As}$," *Appl. Phys. Lett.* **79**, 1495
- Potashnik, S. J., K. C. Ku, R. Mahendiran, S. H. Chun, R. F. Wang, N. Samarth, and P. Schiffer, 2002, "Saturated ferromagnetism and magnetization deficit in in optimally annealed (Ga,Mn)As epilayers," *Phys. Rev. B* **66**, 012408
- Proselkov, O., D. Sztenkiel, W. Stefanowicz, M. Aleszkiewicz, J. Sadowski, T. Dietl, and M. Sawicki, 2012, "Thickness dependent magnetic properties of (Ga,Mn)As ultrathin films," *Appl. Phys. Lett.* **100**, 262405
- Pu, Yong, Daichi Chiba, Fumihiro Matsukura, Hideo Ohno, and Jing Shi, 2008, "Mott relation for anomalous Hall and Nernst effects in $\text{Ga}_{1-x}\text{Mn}_x\text{As}$ ferromagnetic semiconductors," *Phys. Rev. Lett.* **101**, 117208
- Pu, Yong, E. Johnston-Halperin, D. D. Awschalom, and Jing Shi, 2006, "Anisotropic thermopower and planar nernst effect in $\text{Ga}_{1-x}\text{Mn}_x\text{As}$ ferromagnetic semiconductors," *Phys. Rev. Lett.* **97**, 036601
- Qazzaz, M., G. Yang, S.H. Kin, L. Montes, H. Luo, and J.K. Furdyna, 1995, "Electron paramagnetic resonance of Mn^{2+} in strained-layer semiconductor superlattices," *Solid State Commun.* **96**, 405
- Qi, Y., G. F. Sun, M. Weinert, and L. Li, 2009, "Electronic structures of Mn-induced phases on GaN(0001)," *Phys. Rev. B* **80**, 235323
- Rader, O., C. Pampuch, A. M. Shikin, W. Gudat, J. Okabayashi, T. Mizokawa, A. Fujimori, T. Hayashi, M. Tanaka, A. Tanaka, and A. Kimura, 2004, "Resonant photoemission of $\text{Ga}_{1-x}\text{Mn}_x\text{As}$ at the Mn L edge," *Phys. Rev. B* **69**, 075202
- Rader, O., S. Valencia, W. Gudat, K. W. Edmonds, R. P. Campion, B. L. Gallagher, C. T. Foxon, K. V. Emtsev, and Th. Seyller, 2009, "Photoemission of $\text{Ga}_{1-x}\text{Mn}_x\text{As}$ with high Curie temperature and transformation into MnAs of zincblende structure," *Phys. Status Solidi B* **246**, 1435
- Rammal, R., and J. Souletie, 1982, *Magnetism of Metals and Alloys* (North-Holland)
- Richardella, A., P. Roushan, S. Mack, B. Zhou, D. A. Huse, D. D. Awschalom, and A. Yazdani, 2010, "Visualizing critical correlations near the metal-insulator transition in $\text{Ga}_{1-x}\text{Mn}_x\text{As}$," *Science* **327**, 665
- Riester, S. W. E., I. Stolichnov, H. J. Trodahl, N. Setter, A. W. Rushforth, K. W. Edmonds, R. P. Campion, C. T. Foxon, B. L. Gallagher, and T. Jungwirth, 2009, "Toward a low-voltage multiferroic transistor: Magnetic (Ga,Mn)As under ferroelectric control," *Appl. Phys. Lett.* **94**, 063504
- Roberts, H. G., S. Crampin, and S. J. Bending, 2007, "Extrinsic anisotropic magnetoresistance contribution to measured domain wall resistances of in-plane magnetized (Ga,Mn)As," *Phys. Rev. B* **76**, 035323
- Rudolph, A., M. Soda, M. Kiessling, T. Wojtowicz, D. Schuh, W. Wegscheider, J. Zweck, Ch. Back, , and E. Reiger, 2009, "Ferromagnetic GaAs/GaMnAs core-shell nanowires grown by molecular beam epitaxy," *Nano Lett.* **9**, 3860
- Rushforth, A. W., N. R. S. Farley, R. P. Campion, K. W. Edmonds, C. R. Staddon, C. T. Foxon, B. L. Gallagher, and K. M. Yu, 2008, "Compositional dependence of ferromagnetism in (Al,Ga,Mn)As magnetic semiconductors," *Phys. Rev. B* **78**, 085209
- Rüster, C., C. Gould, T. Jungwirth, J. Sinova, G. M. Schott, R. Giraud, K. Brunner, G. Schmidt, and L. W. Molenkamp, 2005, "Very large tunneling anisotropic magnetoresistance of a (Ga,Mn)As/GaAs/(Ga,Mn)As stack," *Phys. Rev. Lett.* **94**, 027203
- Sadowski, J., P. Dłużewski, S. Kret, E. Janik, E. Łusakowska, J. Kański, A. Presz, F. Terki, S. Charar, and D. Tang, 2007, "GaAs:Mn nanowires grown by molecular beam epitaxy of (Ga,Mn)As at MnAs segregation conditions," *Nano Lett.* **7**, 2724
- Sadowski, J., and J. Z. Domagala, 2004, "Influence of defects on lattice constant of GaMnAs," *Phys. Rev. B* **69**, 075206
- Sadowski, J., R. Mathieu, P. Svedlindh, M. Karlsteen, J. Kanski, Y. Fu, J. T. Domagala, W. Szuszkiewicz, B. Hennion, D. K. Maude, R. Airey, and G. Hill, 2002, "Ferromagnetic GaMnAs/GaAs superlattices — MBE growth and magnetic properties," *Thin Solid Films* **412**, 122
- Saito, H., Zayets, V., Yamagata, S., and Ando A, 2003, "Room-temperature ferromagnetism in a II-VI diluted magnetic semiconductor $\text{Zn}_{1-x}\text{Cr}_x\text{Te}$," *Phys. Rev. Lett.* **90**, 207202
- Saito, H., S. Yuasa, and K. Ando, 2005, "Origin of the tunnel anisotropic magnetoresistance in $\text{Ga}_{1-x}\text{Mn}_x\text{As}/\text{ZnSe}/\text{Ga}_{1-x}\text{Mn}_x\text{As}$ magnetic tunnel junctions of II-VI/III-V heterostructures," *Phys. Rev. Lett.* **95**, 086604
- Samarth, N., 2012, "Battle of the bands," *Nat. Mater.* **11**, 360
- Sankowski, P., and P. Kacman, 2005, "Interlayer exchange coupling in (Ga,Mn)As-based superlattices," *Phys. Rev. B* **71**, 201303
- Sankowski, P., P. Kacman, J. Majewski, and T. Dietl, 2006, "Tight-binding model of spin-polarized tunnelling in (Ga,Mn)As-based structures," *Physica E* **32**, 375
- Sankowski, P., P. Kacman, J. A. Majewski, and T. Dietl,

- 2007, "Spin-dependent tunneling in modulated structures of (Ga,Mn)As," *Phys. Rev. B* **75**, 045306
- Sariğannidou, E., F. Wilhelm, E. Monroy, R. M. Galera, E. Bellet-Amalric, A. Rogalev, J. Goulon, J. Cibert, and H. Mariette, 2006, "Intrinsic ferromagnetism in wurtzite (Ga,Mn)N semiconductor," *Phys. Rev. B* **74**, 041306(R)
- Sato, K., L. Bergqvist, J. Kudrnovský, P. H. Dederichs, O. Eriksson, I. Turek, B. Sanyal, G. Bouzerar, H. Katayama-Yoshida, V. A. Dinh, T. Fukushima, H. Kizaki, and R. Zeller, 2010, "First-principles theory of dilute magnetic semiconductors," *Rev. Mod. Phys.* **82**, 1633
- Sato, K., H. Katayama-Yoshida, and P. H. Dederichs, 2005, "High Curie temperature and nano-scale spinodal decomposition phase in dilute magnetic semiconductors," *Japan. J. Appl. Phys.* **44**, L948
- Satoh, Y., D. Okazawa, A. Nagashima, and J. Yoshino, 2001, "Carrier concentration dependence of electronic and magnetic properties of Sn-doped (GaMn)As," *Physica E* **10**, 196
- Sawicki, M., 2006, "Magnetic properties of (Ga,Mn)As," *J. Mag. Magn. Mater.* **300**, 1
- Sawicki, M., D. Chiba, A. Korbecka, Yu Nishitani, J. A. Majewski, F. Matsukura, T. Dietl, and H. Ohno, 2010, "Experimental probing of the interplay between ferromagnetism and localization in (Ga, Mn)As," *Nat. Phys.* **6**, 22
- Sawicki, M., T. Devillers, S. Gałęski, C. Simserides, S. Dobkowska, B. Faina, A. Grois, A. Navarro-Quezada, K. N. Trohidou, J. A. Majewski, T. Dietl, and A. Bonanni, 2012, "Origin of low-temperature magnetic ordering in $\text{Ga}_{1-x}\text{Mn}_x\text{N}$," *Phys. Rev. B* **85**, 205204
- Sawicki, M., Le Van Khoi, L. Hansen, D. Ferrand, L. W. Molenkamp, A. Waag, and T. Dietl, 2002, "Magnetic characterisation of highly doped MBE grown $\text{Be}_{1-x}\text{Mn}_x\text{Te}$ and bulk $\text{Zn}_{1-x}\text{Mn}_x\text{Te}$," *Phys. Status Solidi B* **229**, 717
- Sawicki, M., F. Matsukura, A. Idziaszek, T. Dietl, G. M. Schott, C. Rüster, C. Gould, G. Karczewski, G. Schmidt, and L. W. Molenkamp, 2004, "Temperature dependent magnetic anisotropy in (Ga,Mn)As layers," *Phys. Rev. B* **70**, 245325
- Sawicki, M., W. Stefanowicz, and A. Ney, 2011, "Sensitive SQUID magnetometry for studying nanomagnetism," *Semicon. Sci. Technol.* **26**, 064006
- Sawicki, M., K-Y. Wang, K. W. Edmonds, R. P. Campion, C. R. Staddon, N. R. S. Farley, C. T. Foxon, E. Papis, E. Kamińska, A. Piotrowska, T. Dietl, and B. L. Gallagher, 2005, "In-plane uniaxial anisotropy rotations in (Ga,Mn)As thin films," *Phys. Rev. B* **71**, 121302(R)
- Scarpulla, M. A., B. L. Cardozo, W. M. Hlaing Oo, M. D. McCluskey, K. M. Yu, and O. D. Dubon, 2005, "Ferromagnetism in $\text{Ga}_{1-x}\text{Mn}_x\text{P}$: evidence for inter-Mn exchange mediated by localized holes within a detached impurity band," *Phys. Rev. Lett.* **95**, 207204
- Scarpulla, M. A., P. R. Stone, I. D. Sharp, E. E. Haller, O. D. Dubon, J. W. Beeman, and K. M. Yu, 2008, "Non-magnetic compensation in ferromagnetic $\text{Ga}_{1-x}\text{Mn}_x\text{As}$ and $\text{Ga}_{1-x}\text{Mn}_x\text{P}$ synthesized by ion implantation and pulsed-laser melting," *J. Appl. Phys.* **103**, 123906
- Schallenberg, T., and H. Munekata, 2006, "Preparation of ferromagnetic (In,Mn)As with a high Curie temperature of 90 K," *Appl. Phys. Lett.* **89**, 042507
- Scherbakov, A. V., A. S. Salasyuk, A. V. Akimov, X. Liu, M. Bombeck, C. Brüggenmann, D. R. Yakovlev, V. F. Sapega, J. K. Furdyna, and M. Bayer, 2010, "Coherent magnetization precession in ferromagnetic (Ga,Mn)As induced by picosecond acoustic pulses," *Phys. Rev. Lett.* **105**, 117204
- van Schilfgaarde, Mark, and O. N. Mryasov, 2001, "Anomalous exchange interactions in III-V dilute magnetic semiconductors," *Phys. Rev. B* **63**, 233205
- Schlapps, M., T. Lerner, S. Geissler, D. Neumaier, J. Sadowski, D. Schuh, W. Wegscheider, and D. Weiss, 2009, "Transport through (Ga,Mn)As nanoislands: Coulomb blockade and temperature dependence of the conductance," *Phys. Rev. B* **80**, 125330
- Schmid, B., A. Müller, M. Sing, R. Claessen, J. Wenisch, C. Gould, K. Brunner, L. Molenkamp, and W. Drube, 2008, "Surface segregation of interstitial manganese in $\text{Ga}_{1-x}\text{Mn}_x\text{As}$ studied by hard x-ray photoemission spectroscopy," *Phys. Rev. B* **78**, 075319
- Schneider, J., U. Kaufmann, W. Wilkening, M. Baeumler, and F. Köhl, 1987, "Electronic structure of the neutral manganese acceptor in gallium arsenide," *Phys. Rev. Lett.* **59**, 240
- Seong, M. J., S. H. Chun, H. M. Cheong, N. Samarth, and A. Mascarenhas, 2002, "Spectroscopic determination of hole density in the ferromagnetic semiconductor $\text{Ga}_{1-x}\text{Mn}_x\text{As}$," *Phys. Rev. B* **66**, 033202
- Serrate, D., J. M. De Teresa, and M R Ibarra, 2007, "Double perovskites with ferromagnetism above room temperature," *J. Phys. Cond. Matter* **19**, 023201
- Shapira, Y., and V. Bindilatti, 2002, "Magnetization-step studies of antiferromagnetic clusters and single ions: Exchange, anisotropy, and statistics," *J. Appl. Phys.* **92**, 4155
- Sheu, B. L., R. C. Myers, J.-M. Tang, N. Samarth, D. D. Awschalom, P. Schiffer, and M. E. Flatté, 2007, "Onset of ferromagnetism in low-doped $\text{Ga}_{1-x}\text{Mn}_x\text{As}$," *Phys. Rev. Lett.* **99**, 227205
- Sheu, Jinn-Kong, Feng-Wen Huang, Chia-Hui Lee, Ming-Lun Lee, Yu-Hsiang Yeh, Po-Cheng Chen, and Wei-Chih Lai, 2013, "Improved conversion efficiency of GaN-based solar cells with Mn-doped absorption layer," *Appl. Phys. Lett.* **103**, 063906
- Shono, T., T. Hasegawa, T. Fukumura, F. Matsukura, and H. Ohno, 2000, "Observation of magnetic domain structure in a ferromagnetic semiconductor (Ga, Mn)As with a scanning Hall probe microscope," *Appl. Phys. Lett.* **77**, 1363
- Sinova, J., T. Jungwirth, S.-R. Eric Yang, J. Kučera, and A. H. MacDonald, 2002, "Infrared conductivity of metallic (III,Mn)V ferromagnets," *Phys. Rev. B* **66**, 041202
- Sinova, Jairo, T. Jungwirth, X. Liu, Y. Sasaki, J. K. Furdyna, W. A. Atkinson, and A. H. MacDonald, 2004, "Magnetization relaxation in (Ga,Mn)As ferromagnetic semiconductors," *Phys. Rev. B* **69**, 085209
- Śliwa, C., and T. Dietl, 2006, "Magnitude and crystalline anisotropy of hole magnetization in (Ga,Mn)As," *Phys. Rev. B* **74**, 245215
- Śliwa, C., and T. Dietl, 2011, "Thermodynamic and thermoelectric properties of (Ga,Mn)As and related compounds," *Phys. Rev. B* **83**, 245210
- Śliwa, C., and T. Dietl, 2013, "Orbital magnetization in dilute ferromagnetic semiconductors," arXiv:1312.xxxx
- Song, C., M. Sperl, M. Utz, M. Ciorga, G. Woltersdorf, D. Schuh, D. Bougeard, C. H. Back, and D. Weiss, 2011, "Proximity induced enhancement of the Curie temperature in hybrid spin injection devices," *Phys. Rev. Lett.* **107**, 056601

- Sonoda, S., I. Tanaka, H. Ikeno, T. Yamamoto, F. Oba, T. Araki, Y. Yamamoto, K. Suga, Y. Nanishi, Y. Akasaka, K. Kindo, and H. Hori, 2006, “Coexistence of Mn^{2+} and Mn^{3+} in ferromagnetic GaMnN,” *J. Phys. Condens. Matter* **18**, 4615
- Sørensen, B., P. E. Lindelof, J. Sadowski, R. Mathieu, and P. Svedlindh, 2003, “Effect of annealing on carrier density and Curie temperature in epitaxial (Ga,Mn)As thin films,” *Appl. Phys. Lett.* **82**, 2287
- Spalek, J., A. Lewicki, Z. Tarnawski, J. K. Furdyna, R. R. Gałazka, and Z. Obuszko, 1986, “Magnetic susceptibility of semimagnetic semiconductors: The high-temperature regime and the role of superexchange,” *Phys. Rev. B* **33**, 3407
- Stefanowicz, S., G. Kunert, C. Simserides, J. A. Majewski, W. Stefanowicz, C. Kruse, S. Figge, Tian Li, R. Jakiela, K. N. Trohidou, A. Bonanni, D. Hommel, M. Sawicki, and T. Dietl, 2013, “Phase diagram and critical behavior of a random ferromagnet $\text{Ga}_{1-x}\text{Mn}_x\text{N}$,” *Phys. Rev. B* **88**, 081201(R)
- Stefanowicz, W., C., Śliwa, P. Aleshkivych, T. Dietl, M. Döppe, U. Würstbauer, W. Wegscheider, D. Weiss, and M. Sawicki, 2010a, “Magnetic anisotropy of epitaxial (Ga,Mn)As on (113)A GaAs,” *Phys. Rev. B* **81**, 155203
- Stefanowicz, W., D. Szentkiel, B. Faina, A. Grois, M. Rovezzy, T. Devillers, Andrea Navarro-Quezada, Tian Li, Rafał Jakiela, Maciej Sawicki, T. Dietl, and A. Bonanni, 2010b, “Structural and paramagnetic properties of dilute $\text{Ga}_{1-x}\text{Mn}_x\text{N}$,” *Phys. Rev. B* **81**, 235210
- Stolichnov, I., S. W. E. Riester, E. Mikheev, N. Setter, A. W. Rushforth, K. W. Edmonds, R. P. Campion, C. T. Foxon, B. L. Gallagher, T. Jungwirth, and H. J. Trodahl, 2011, “Enhanced Curie temperature and nonvolatile switching of ferromagnetism in ultrathin (Ga,Mn)As channels,” *Phys. Rev. B* **83**, 115203
- Stolichnov, I., S. W. E. Riester, H. J. Trodahl, N. Setter, A. W. Rushforth, K. W. Edmonds, R. P. Campion, C. T. Foxon, B. L. Gallagher, and T. Jungwirth, 2008, “Non-volatile ferroelectric control of ferromagnetism in (Ga, Mn)As,” *Nat. Mater.* **7**, 464
- Stone, P. R., K. Alberi, S. K. Z. Tardif, J. W. Beeman, K. M. Yu, W. Walukiewicz, and O. D. Dubon, 2008, “Metal-insulator transition by isovalent anion substitution in $\text{Ga}_{1-x}\text{Mn}_x\text{As}$: Implications to ferromagnetism,” *Phys. Rev. Lett.* **101**, 087203
- Stone, P. R., M. A. Scarpulla, R. Farshchi, I. D. Sharp, E. E. Haller, O. D. Dubon, K. M. Yu, J. W. Beeman, E. Arenholz, J. D. Denlinger, and H. Ohldag, 2006, “Mn $L_{3,2}$ x-ray absorption and magnetic circular dichroism in ferromagnetic $\text{Ga}_{1-x}\text{Mn}_x\text{P}$,” *Appl. Phys. Lett.* **89**, 012504
- Story, T., R. R. Gałazka, R. B. Frankel, and P. A. Wolff, 1986, “Carrier-concentration-induced ferromagnetism in PbSn-MnTe,” *Phys. Rev. Lett.* **56**, 777
- Strandberg, T. O., C. M. Canali, and A. H. MacDonald, 2010, “Magnetic interactions of substitutional Mn pairs in GaAs,” *Phys. Rev. B* **81**, 054401
- Stroppa, A., and G. Kresse, 2009, “Unraveling the Jahn-Teller effect in Mn-doped GaN using the Heyd-Scuseria-Ernzerhof hybrid functional,” *Phys. Rev. B* **79**, 201201(R)
- Suffczyński, J., A. Grois, W. Pacuski, A. Golnik, J. A. Gaj, A. Navarro-Quezada, B. Faina, T. Devillers, and A. Bonanni, 2011, “Effects of $s,p-d$ and $s-p$ exchange interactions probed by exciton magnetospectroscopy in (Ga,Mn)N,” *Phys. Rev. B* **83**, 094421
- Sugawara, A., H. Kasai, A. Tonomura, P. D. Brown, R. P. Campion, K. W. Edmonds, B. L. Gallagher, J. Zemen, and T. Jungwirth, 2008, “Domain walls in the (Ga,Mn)As diluted magnetic semiconductor,” *Phys. Rev. Lett.* **100**, 047202
- Szczytko, J., W. Bardyszewski, and A. Twardowski, 2001, “Optical absorption in random media: Application to $\text{Ga}_{1-x}\text{Mn}_x\text{As}$ epilayers,” *Phys. Rev. B* **64**, 075306
- Szczytko, J., W. Mac, A. Twardowski, F. Matsukura, and H. Ohno, 1999, “Antiferromagnetic $p-d$ exchange in ferromagnetic $\text{Ga}_{1-x}\text{Mn}_x\text{As}$ epilayers,” *Phys. Rev. B* **59**, 12935
- Takamura, K., F. Matsukura, D. Chiba, and H. Ohno, 2002, “Magnetic properties of (Al,Ga,Mn)As,” *Appl. Phys. Lett.* **81**, 2590
- Takeda, Y., M. Kobayashi, T. Okane, T. Ohkochi, J. Okamoto, Y. Saitoh, K. Kobayashi, H. Yamagami, A. Fujimori, A. Tanaka, J. Okabayashi, M. Oshima, S. Ohya, P. N. Hai, and M. Tanaka, 2008, “Nature of magnetic coupling between Mn ions in as-grown $\text{Ga}_{1-x}\text{Mn}_x\text{As}$ studied by X-ray magnetic circular dichroism,” *Phys. Rev. Lett.* **100**, 247202
- Tanaka, M., and Y. Higo, 2001, “Large tunneling magnetoresistance in GaMnAs/AlAs/GaMnAs ferromagnetic semiconductor tunnel junctions,” *Phys. Rev. Lett.* **87**, 026602
- Tang, H. X., R. K. Kawakami, D. D. Awschalom, and M. L. Roukes, 2003, “Giant planar hall effect in epitaxial (Ga,Mn)As devices,” *Phys. Rev. Lett.* **90**, 107201
- Tang, H. X., R. K. Kawakami, D. D. Awschalom, and M. L. Roukes, 2006, “Propagation dynamics of individual domain walls in $\text{Ga}_{1-x}\text{Mn}_x\text{As}$ microdevices,” *Phys. Rev. B* **74**, 041310
- Tang, H. X., S. Masmanidis, R. K. Kawakami, D. D. Awschalom, and M. L. Roukes, 2004, “Negative intrinsic resistivity of an individual domain wall in epitaxial (Ga,Mn)As microdevices,” *Nature* **431**, 52
- Tatara, G., and H. Kohno, 2004, “Theory of current-driven domain wall motion: Spin transfer versus momentum transfer,” *Phys. Rev. Lett.* **92**, 086601
- Terletska, H., and V. Dobrosavljević, 2011, “Fingerprints of intrinsic phase separation: Magnetically doped two-dimensional electron gas,” *Phys. Rev. Lett.* **106**, 186402
- Thevenard, L., C. Gourdon, S. Haghgoo, J-P. Adam, H. J. von Bardeleben, A. Lemaître, W. Schoch, and A. Thiaville, 2011, “Domain wall propagation in ferromagnetic semiconductors: Beyond the one-dimensional model,” *Phys. Rev. B* **83**, 245211
- Thevenard, L., L. Largeau, O. Mauguin, A. Lemaître, K. Khazen, and H. J. von Bardeleben, 2007, “Evolution of the magnetic anisotropy with carrier density in hydrogenated $\text{Ga}_{1-x}\text{Mn}_x\text{As}$,” *Phys. Rev. B* **75**, 195218
- Thevenard, L., L. Largeau, O. Mauguin, A. Lemaître, and B. Theys, 2005, “Tuning the ferromagnetic properties of hydrogenated GaMnAs,” *Appl. Phys. Lett.* **87**, 182506
- Thevenard, L., L. Largeau, O. Mauguin, G. Patriarche, A. Lemaître, N. Vernier, and J. Ferré, 2006, “Magnetic properties and domain structure of (Ga,Mn)As films with perpendicular anisotropy,” *Phys. Rev. B* **73**, 195331
- Thomas, O., O. Makarovskiy, A. Patane, L. Eaves, R. P. Campion, K. W. Edmonds, C. T. Foxon, and B. L. Gallagher, 2007, “Measuring the hole chemical potential in ferromagnetic $\text{Ga}_{1-x}\text{Mn}_x\text{As}/\text{GaAs}$ heterostructures by photoexcited resonant tunneling,” *Appl. Phys. Lett.* **90**, 082106
- Timm, C., 2006, “Charge and magnetization inhomogeneities

- in diluted magnetic semiconductors,” *Phys. Rev. Lett.* **96**, 117201
- Timm, C., and A. H. MacDonald, 2005, “Influence of non-local exchange on RKKY interactions in III-V diluted magnetic semiconductors,” *Phys. Rev. B* **71**, 155206
- Tran, M., J. Peiro, H. Jaffres, J.-M. George, O. Maignan, L. Largeau, and A. Lemaitre, 2009, “Magnetization-controlled conductance in (Ga,Mn)As-based resonant tunneling devices,” *Appl. Phys. Lett.* **95**, 172101
- Tserkovnyak, Y., G. A. Fiete, and B. I. Halperin, 2004, “Mean-field magnetization relaxation in conducting ferromagnets,” *Appl. Phys. Lett.* **84**, 5234
- Turek, M., J. Siewert, and J. Fabian, 2009, “Magnetic circular dichroism in $\text{Ga}_x\text{Mn}_{1-x}\text{As}$: Theoretical evidence for and against an impurity band,” *Phys. Rev. B* **80**, 161201
- Twardowski, A., M. von Ortenberg, M. Demianiuk, and R. Pauthenet, 1984a, “Magnetization and exchange constants in $\text{Zn}_{1-x}\text{Mn}_x\text{Se}$,” *Solid State Commun.* **51**, 849
- Twardowski, A., H. J. M. Swagten, W. J. M. de Jonge, and M. Demianiuk, 1987, “Magnetic behavior of the diluted magnetic semiconductor $\text{Zn}_{1-x}\text{Mn}_x\text{Se}$,” *Phys. Rev. B* **36**, 7013
- Twardowski, A., P. Swiderski, M. von Ortenberg, and R. Pauthenet, 1984b, “Magnetoabsorption and magnetization of $\text{Zn}_{1-x}\text{Mn}_x\text{Te}$ mixed crystals,” *Solid State Commun.* **50**, 509
- Van Dorpe, P., W. Van Roy, J. De Boeck, G. Borghs, P. Sankowski, P. Kacman, J. A. Majewski, and T. Dietl, 2005, “Voltage controlled spin injection in a (Ga,Mn)As/(Al,Ga)As Zener diode,” *Phys. Rev. B* **72**, 205322
- Van Dorpe, P., W. Van Roy, V.F. Motsnyi, M. Sawicki, G. Borghs, and J. De Boeck, 2004, “Very high spin polarization in GaAs by injection from a (Ga,Mn)As Zener diode,” *Appl. Phys. Lett.* **84**, 3495
- Van Esch, A., L. Van Bockstal, J. De Boeck, G. Verbanck, A. S. van Steenbergen, P. J. Wellmann, B. Grietens, R. Bogaerts, F. Herlach, and G. Borghs, 1997, “Interplay between the magnetic and transport properties in the III-V diluted magnetic semiconductor $\text{Ga}_{1-x}\text{Mn}_x\text{As}$,” *Phys. Rev. B* **56**, 13103
- Vonsovsky, S. V., 1946, “On the exchange interaction of s and d electrons in ferromagnets,” *Zh. Eksp. Teor. Phys.* **16**, 981
- Vurgaftman, I., and J. R. Meyer, 2001, “Curie-temperature enhancement in ferromagnetic semiconductor superlattices,” *Phys. Rev. B* **64**, 245207
- Wadley, P., A. A. Freeman, K. W. Edmonds, G. van der Laan, J. S. Chauhan, R. P. Campion, A. W. Rushforth, B. L. Gallagher, C. T. Foxon, F. Wilhelm, A. G. Smekhova, and A. Rogalev, 2010, “Element-resolved orbital polarization in (III,Mn)As ferromagnetic semiconductors from k -edge x-ray magnetic circular dichroism,” *Phys. Rev. B* **81**, 235208
- Wang, D. M., Y. H. Ren, X. Liu, J. K. Furdyna, M. Grimsditch, and R. Merlin, 2007a, “Light-induced magnetic precession in (Ga,Mn)As slabs: Hybrid standing-wave Damon-Eshbach modes,” *Phys. Rev. B* **75**, 233308
- Wang, J., I. Cotoros, D. S. Chemla, X. Liu, J. K. Furdyna, J. Chovan, and I. E. Perakis, 2009, “Memory effects in photoinduced femtosecond magnetization rotation in ferromagnetic GaMnAs,” *Appl. Phys. Lett.* **94**, 021101
- Wang, J., I. Cotoros, K. M. Dani, X. Liu, J. K. Furdyna, and D. S. Chemla, 2007b, “Ultrafast enhancement of ferromagnetism via photoexcited holes in GaMnAs,” *Phys. Rev. Lett.* **98**, 217401
- Wang, J., L. Cywiński, C. Sun, J. Kono, H. MuneKata, and L. J. Sham, 2008a, “Femtosecond demagnetization and hot-hole relaxation in ferromagnetic $\text{Ga}_{1-x}\text{Mn}_x\text{As}$,” *Phys. Rev. B* **77**, 235308
- Wang, J., C. Sun, J. Kono, A. Oiwa, H. MuneKata, L. Cywiński, and L. J. Sham, 2005a, “Ultrafast quenching of ferromagnetism in InMnAs induced by intense laser irradiation,” *Phys. Rev. Lett.* **95**, 167401
- Wang, K. Y., K. W. Edmonds, A. C. Irvine, G. Tatara, E. De Ranieri, J. Wunderlich, K. Olejnik, A. W. Rushforth, R. P. Campion, D. A. Williams, C. T. Foxon, and B. L. Gallagher, 2010a, “Current-driven domain wall motion across a wide temperature range in a (Ga,Mn)(As,P) device,” *Appl. Phys. Lett.* **97**, 262102
- Wang, K. Y., K. W. Edmonds, A. C. Irvine, J. Wunderlich, K. Olejnik, A. W. Rushforth, R. P. Campion, D. A. Williams, C. T. Foxon, and B. L. Gallagher, 2010b, “Domain wall resistance in perpendicular (Ga,Mn)As: dependence on pinning,” *J. Magn. Magn. Mater.* **322**, 3481
- Wang, K. Y., K. W. Edmonds, L. X. Zhao, M. Sawicki, R. P. Campion, B. L. Gallagher, and C. T. Foxon, 2005b, “GaMnAs grown on (311) GaAs substrates: modified Mn incorporation and new magnetic anisotropies,” *Phys. Rev. B* **72**, 115207
- Wang, K.-Y., M. Sawicki, K. W. Edmonds, R. P. Campion, S. Maat, C. T. Foxon, B. L. Gallagher, and T. Dietl, 2005c, “Spin reorientation transition in single-domain (Ga,Mn)As,” *Phys. Rev. Lett.* **95**, 217204
- Wang, K.-Y., M. Sawicki, K.W. Edmonds, R.P. Campion, A.W. Rushforth, A.A. Freeman, C.T. Foxon, B.L. Gallagher, and T. Dietl, 2006, “Control of coercivities in (Ga,Mn)As thin films by small concentrations of MnAs nanoclusters,” *Appl. Phys. Lett.* **88**, 022510
- Wang, K.Y., K.W. Edmonds, R.P. Campion, B.L. Gallagher, N.R.S. Farley, C.T. Foxon, M. Sawicki, P. Bogusławski, and T. Dietl, 2004, “Influence of the Mn interstitials on the magnetic and transport properties of (Ga,Mn)As,” *J. Appl. Phys.* **95**, 6512
- Wang, M., R. P. Campion, A. W. Rushforth, K. W. Edmonds, C. T. Foxon, and B. L. Gallagher, 2008b, “Achieving high Curie temperature in (Ga,Mn)As,” *Appl. Phys. Lett.* **93**, 132103
- Wang, M., K. W. Edmonds, B. L. Gallagher, A. W. Rushforth, O. Makarovsky, A. Patané, R. P. Campion, C. T. Foxon, V. Novak, and T. Jungwirth, 2013, “High Curie temperatures at low compensation in the ferromagnetic semiconductor (Ga,Mn)As,” *Phys. Rev. B* **87**, 121301
- Wang, W. Z., J. J. Deng, J. Lu, L. Chen, Y. Ji, and J. H. Zhao, 2008c, “Influence of Si doping on magnetic properties of (Ga,Mn)As,” *Physica E* **41**, 84
- Wei, Su-Huai, and Alex Zunger, 1987, “Role of d orbitals in valence-band offsets of common-anion semiconductors,” *Phys. Rev. Lett.* **59**, 144
- Welp, U., V. K. Vlasko-Vlasov, X. Liu, J. K. Furdyna, and T. Wojtowicz, 2003, “Magnetic domain structure and magnetic anisotropy in $\text{Ga}_{1-x}\text{Mn}_x\text{As}$,” *Phys. Rev. Lett.* **90**, 167206
- Welp, U., V. K. Vlasko-Vlasov, A. Menzel, H. D. You, X. Liu, J. K. Furdyna, and T. Wojtowicz, 2004, “Uniaxial in-plane magnetic anisotropy of $\text{Ga}_{1-x}\text{Mn}_x\text{As}$,” *Appl. Phys. Lett.* **85**, 260
- Wenisch, J., C. Gould, L. Ebel, J. Storz, K. Pappert, M. J. Schmidt, C. Kumpf, G. Schmidt, K. Brunner, and L. W. Molenkamp, 2007, “Control of magnetic anisotropy

- in (Ga,Mn)As by lithography-induced strain relaxation,” *Phys. Rev. Lett.* **99**, 077201
- Werpachowska, A., and T. Dietl, 2010a, “Effect of inversion asymmetry on the intrinsic anomalous Hall effect in ferromagnetic (Ga, Mn)As,” *Phys. Rev. B* **81**, 155205
- Werpachowska, A., and T. Dietl, 2010b, “Theory of spin waves in ferromagnetic (Ga,Mn)As,” *Phys. Rev. B* **82**, 085204
- White, M. A., S. T. Ochsenbein, and D. R. Gamelin, 2008, “Colloidal nanocrystals of wurtzite $Zn_{1-x}Co_xO$ ($0 \leq x \leq 1$): Models of spinodal decomposition in an oxide diluted magnetic semiconductor,” *Chem. Mater.* **20**, 7107
- Wilamowski, Z., H. Malissa, F. Schäffler, and W. Jantsch, 2007, “ g -factor tuning and manipulation of spins by an electric current,” *Phys. Rev. Lett.* **98**, 187203
- Wilson, M. J., M. Zhu, R. C. Myers, D. D. Awschalom, P. Schiffer, and N. Samarth, 2010, “Interlayer and interfacial exchange coupling in ferromagnetic metal/semiconductor heterostructures,” *Phys. Rev. B* **81**, 045319
- Winkler, T. E., P. R. Stone, Tian Li, K. M. Yu, A. Bonanni, and O. D. Dubon, 2011, “Compensation-dependence of magnetic and electrical properties in $Ga_{1-x}Mn_xP$,” *Appl. Phys. Lett.* **98**, 012103
- Wojnar, P., E. Janik, L. T. Baczewski, S. Kret, E. Dynowska, T. Wojciechowski, J. Suffczyński, J. Papierska, P. Koszacki, G. Karczewski, J. Kossut, and T. Wojtowicz, 2012, “Giant spin splitting in optically active ZnMnTe/ZnMgTe core/shell nanowires,” *Nano Lett.* **12**, 3404
- Wojtowicz, T., G. Cywiński, W. L. Lim, X. Liu, M. Dobrowolska, J. K. Furdyna, K. M. Yu, W. Walukiewicz, G. B. Kim, M. Cheon, X. Chen, S. M. Wang, and H. Luo, 2003a, “ $In_{1-x}Mn_xSb$ — a new narrow gap ferromagnetic semiconductor,” *Appl. Phys. Lett.* **82**, 4310
- Wojtowicz, T., W. L. Lim, X. Liu, M. Dobrowolska, J. K. Furdyna, K. M. Yu, W. Walukiewicz, I. Vurgaftman, and J. R. Meyer, 2003b, “Enhancement of Curie temperature in $Ga_{1-x}Mn_xAs/Ga_{1-y}Al_yAs$ ferromagnetic heterostructures by be modulation doping,” *Appl. Phys. Lett.* **83**, 4220
- Woloś, A., and M. Kamińska, 2008, “Magnetic impurities in semiconductors,” in *Spintronics*, edited by T. Dietl, D. D. Awschalom, M. Kamińska, and H. Ohno (Elsevier, Amsterdam) p. 325
- Woloś, A., M. Piersa, G. Strzelecka, K. P. Korona, A. Hruban, and M. Kamińska, 2009, “Mn configuration in III–V semiconductors and its influence on electric transport and semiconductor magnetism,” *Phys. Status Solidi C* **6**, 2769
- Wu, D., D. J. Keavney, Ruqian Wu, E. Johnston-Halperin, D. D. Awschalom, , and Jing Shi, 2005, “Concentration-independent local ferromagnetic Mn configuration in $Ga_{1-x}Mn_xAs$,” *Phys. Rev. B* **71**, 153310
- Wunderlich, J., T. Jungwirth, B. Kaestner, A. C. Irvine, A. B. Shick, N. Stone, K.-Y. Wang, U. Rana, A. D. Giddings, C. T. Foxon, R. P. Champion, D. A. Williams, and B. L. Gallagher, 2006, “Coulomb blockade anisotropic magnetoresistance effect in a (Ga,Mn)As single-electron transistor,” *Phys. Rev. Lett.* **97**, 077201
- Xiang, G., and N. Samarth, 2007, “Theoretical analysis of the influence of magnetic domain walls on longitudinal and transverse magnetoresistance in tensile strained (Ga,Mn)As epilayers,” *Phys. Rev. B* **76**, 054440
- Xiu, F., Y. Wang, J. Kim, A. Hong, J. Tang, A. P. Jacob, J. Zou, and K. L. Wang, 2010, “Electric-field-controlled ferromagnetism in high-Curie-temperature $Mn_{0.05}Ge_{0.95}$ quantum dots,” *Nat. Mater.* **9**, 337
- Yamanouchi, M., D. Chiba, F. Matsukura, T. Dietl, and H. Ohno, 2006, “Velocity of domain-wall motion induced by electrical current in a ferromagnetic semiconductor (Ga,Mn)As,” *Phys. Rev. Lett.* **96**, 096601
- Yamanouchi, M., D. Chiba, F. Matsukura, and H. Ohno, 2004, “Current-induced domain-wall switching in a ferromagnetic semiconductor structure,” *Nature* **428**, 539
- Yamanouchi, M., J. Ieda, F. Matsukura, S. E. Barnes, S. Maekawa, and H. Ohno, 2007, “Universality classes for domain wall motion in the ferromagnetic semiconductor (Ga,Mn)As,” *Science* **317**, 1726
- Yang, X. L., W. X. Zhu, C. D. Wang, H. Fang, T. J. Yu, Z. J. Yang, G. Y. Zhang, X. B. Qin, R. S. Yu, and B. Y. Wang, 2009, “Positron annihilation in (Ga,Mn)N: A study of vacancy-type defects,” *Appl. Phys. Lett.* **94**, 151907
- Yang, Xiaojun, Yuke Li, Chenyi Shen, Bingqi Si, Yunlei Sun, Qian Tao, Guanghan Cao, Zhuan Xu, and Fuchun Zhang, 2013, “Sr and Mn co-doped LaCuSO: A wide band gap oxide diluted magnetic semiconductor with T_C around 200 K,” *Appl. Phys. Lett.* **103**, 022410
- Yastrubchak, O., J. Žuk, H. Krzyzanowska, J. Z. Domagala, T. Andrearczyk, J. Sadowski, and T. Wosinski, 2011, “Photoreflectance study of the fundamental optical properties of (Ga,Mn)As epitaxial films,” *Phys. Rev. B* **83**, 245201
- Ye, L.-H., and A. J. Freeman, 2006, “Defect compensation, clustering, and magnetism in Cr-doped anatase,” *Phys. Rev. B* **73**, 081304(R)
- Yildirim, Y., G. Alvarez, A. Moreo, and E. Dagotto, 2007, “Large-scale monte carlo study of a realistic lattice model for $Ga_{1-x}Mn_xAs$,” *Phys. Rev. Lett.* **99**, 057207
- Young, D. K., E. Johnston-Halperin, D. D. Awschalom, Y. Ohno, and H. Ohno, 2002, “Anisotropic electrical spin injection in ferromagnetic semiconductor heterostructures,” *Appl. Phys. Lett.* **80**, 1598
- Yu, K. M., W. Walukiewicz, T. Wojtowicz, J. Denlinger, M. A. Scarpulla, X. Liu, and J. K. Furdyna, 2005, “Effect of film thickness on the incorporation of Mn interstitials in $Ga_{1-x}Mn_xAs$,” *Appl. Phys. Lett.* **86**, 042102
- Yu, K. M., W. Walukiewicz, T. Wojtowicz, I. Kuryliszyn, X. Liu, Y. Sasaki, and J. K. Furdyna, 2002, “Effect of the location of Mn sites in ferromagnetic $Ga_{1-x}Mn_xAs$ on its Curie temperature,” *Phys. Rev. B* **65**, 201303
- Yu, K. M., W. Walukiewicz, T. Wojtowicz, W. L. Lim, X. Liu, M. Dobrowolska, and J. K. Furdyna, 2004, “Direct evidence of the Fermi-energy-dependent formation of Mn interstitials in modulation-doped $Ga_{1-y}Al_yAs/Ga_{1-x}Mn_xAs/Ga_{1-y}Al_yAs$ heterostructures,” *Appl. Phys. Lett.* **84**, 4325
- Yu, K. M., T. Wojtowicz, W. Walukiewicz, X. Liu, and J. K. Furdyna, 2008, “Fermi level effects on Mn incorporation in III-Mn-V ferromagnetic semiconductors,” in *Spintronics*, edited by T. Dietl, D. D. Awschalom, M. Kamińska, and H. Ohno (Elsevier, Amsterdam) p. 89
- Yu, R., W. Zhang, H. Zhang, S. Zhang, X. Dai, and Z. Fang, 2010, “Quantized anomalous Hall effect in magnetic topological insulators,” *Science* **329** (5987), 61
- Yuldashev, S., K. Igamberdiev, S. Lee, Y. Kwon, Y. Kim, H. Im, A. Shashkov, and T. W. Kang, 2010, “Specific heat study of GaMnAs,” *Appl. Phys. Express* **3**, 073005
- Zajac, M., J. Gosk, M. Kamińska, A. Twardowski, T. Szyszko, and S. Podsiadło, 2001, “Paramagnetism and antiferromagnetic d-d coupling in GaMnN magnetic semiconductor,” *Appl. Phys. Lett.* **79**, 2432

- Zemen, J., J. Kučera, K. Olejník, and T. Jungwirth, 2009, “Magnetocrystalline anisotropies in (Ga,Mn)As: Systematic theoretical study and comparison with experiment,” *Phys. Rev. B* **80**, 155203
- Zener, C., 1951, “Interaction between the d-shells in the transition metals. II. ferromagnetic compounds of manganese with perovskite structure,” *Phys. Rev.* **82**, 403
- Zhang, S., and Z. Li, 2004, “Roles of nonequilibrium conduction electrons on the magnetization dynamics of ferromagnets,” *Phys. Rev. Lett.* **93**, 127204
- Zhao, K., Z. Deng, X.C. Wang, W. Han, J.L. Zhu, X. Li, Q.Q. Liu, R.C. Yu, T. Goko, B. Frandsen, Lian Liu, Fanlong Ning, Y.J. Uemura, H. Dabkowska, G.M. Luke, H. Luetkens, E. Morenzoni, S.R. Dunsiger, A. Senyshyn, P. Böni, and C.Q. Jin, 2013, “New diluted ferromagnetic semiconductor with Curie temperature up to 180 K and isostructural to the 122 iron-based superconductors,” *Nat. Commun.* **4**, 1442
- Zhou, S., Y. Wang, Z. Jiang, E. Weschke, and M. Helm, 2012, “Ferromagnetic InMnAs on InAs prepared by ion implantation and pulsed laser annealing,” *Appl. Phys. Expr.* **5**, 093007
- Zhu, M., M. J. Wilson, B. L. Sheu, P. Mitra, P. Schiffer, and N. Samarth, 2007, “Spin valve effect in self-exchange biased ferromagnetic metal/semiconductor bilayers,” *Appl. Phys. Lett.* **91**, 192503
- Zunger, A., 1986, “Electronic Structure of 3d Transition-Atom Impurities in Semiconductors,” in *Solid State Physics*, Vol. 39, edited by F. Seitz and D. Turnbull (Academic Press, New York) p. 275
- Zunger, A., S. Lany, and H. Raebiger, 2010, “The quest for dilute ferromagnetism in semiconductors: Guides and misguides by theory,” *Physics* **3**, 53
- Žutić, I., J. Fabian, and S. Das Sarma, 2004, “Spintronics: Fundamentals and applications,” *Rev. Mod. Phys.* **76**, 323