

Implication of neutrino backgrounds on the reach of next generation dark matter direct detection experiments

J. Billard* and E. Figueroa-Feliciano

Department of Physics, Massachusetts Institute of Technology, Cambridge, MA 02139, USA

L. Strigari

*Kavli Institute for Particle Astrophysics and Cosmology,
Stanford University, Stanford, CA 94305, USA and*

Department of Physics, Indiana University, Bloomington, Indiana 47405, USA

As direct dark matter experiments continue to increase in size, they will become sensitive to neutrinos from astrophysical sources. For experiments that do not have directional sensitivity, coherent neutrino scattering (CNS) from several sources represents an important background to understand, as it can almost perfectly mimic an authentic WIMP signal. Here we explore in detail the effect of neutrino backgrounds on the discovery potential of WIMPs over the entire mass range of 500 MeV to 10 TeV. We show that, given the theoretical and measured uncertainties on the neutrino backgrounds, direct detection experiments lose sensitivity to light (~ 10 GeV) and heavy (~ 100 GeV) WIMPs with a spin-independent cross section below 10^{-45} cm² and 10^{-49} cm², respectively.

PACS numbers: 95.35.+d, 14.80.-j

I. INTRODUCTION

Direct dark matter detection experiments searching for the presence of Weakly-Interacting Massive Particles (WIMPs) are rapidly improving in sensitivity [1, 2], now probing important regimes of well-motivated theoretical extensions of the Standard Model that include dark matter candidates [3–5]. As the sensitivity of the experiments continues to improve, it will become increasingly important to quantify their detection prospects in mass and cross section regimes in which backgrounds affect the detection of a WIMP signal.

Upcoming direct dark matter detection experiments will have sensitivity to detect neutrinos from several astrophysical sources, including the Sun, atmosphere, and diffuse supernovae [6–10]. Though neither coherent neutrino scattering nor the WIMP-nucleus interaction have conclusively been observed yet, it is of main interest to estimate how the neutrino signal could impact a potential WIMP detection. For example, the ⁸B Solar neutrinos induce an event rate equivalent to a WIMP of 6 GeV/c² with a spin-independent cross section on the nucleon of $\sim 5 \times 10^{-45}$ cm², while the atmospheric neutrino background induces an event rate that is similar to a ~ 100 GeV WIMP with a spin-independent cross section of $\sim 10^{-48}$ cm² [8]. Therefore, if the WIMP mass and cross section are at these scales, neutrino backgrounds must be taken into account when attempting to identify a WIMP signal. As discussed in sec. V, understanding in detail the energy spectrum of the astrophysical neutrino sources in direct detection experiments is necessary to maximize the discovery potential of upcoming experi-

ments.

In this paper, we systematically quantify the discovery potential of direct dark matter searches in the presence of neutrino backgrounds. In comparison with previous studies, we extend the calculation of the neutrino backgrounds to both lower detectable recoil energies and neutrino fluxes. We consider all realistically-feasible configurations of germanium and xenon experiments, and statistically quantify the discovery potential for each experimental configuration as a function of WIMP mass and cross section.

This paper is organized as follows : In Section II we discuss and update the neutrino fluxes that we use in our calculations. In Section III we determine the neutrino-induced recoil event rate and compare to the expected event rate from canonical WIMP models. In Section IV we introduce a new statistical methodology to extract the neutrino background and compare it to an expected WIMP signal. In Section V we present the discovery limits as a function of WIMP mass and cross section. Finally, Section VI discusses the evolution of the discovery potential as a function of exposure and presents the discovery potential of future high exposure direct detection experiments. The last section is dedicated to our conclusions and discusses future directions for direct detection of dark matter.

II. NEUTRINO FLUXES

Direct detection experiments will be sensitive to the flux of Solar, atmospheric, and diffuse supernova neutrinos. In this section we discuss the respective neutrino fluxes, updating the input from previous calculations, and examining their respective uncertainties.

*Electronic address: billard@mit.edu

A. Solar neutrinos

Direct dark matter detection experiments that are sensitive to neutrino-nucleus coherent scattering are primarily sensitive to two sources of Solar neutrinos, so-called ${}^8\text{B}$ and hep neutrinos. The ${}^8\text{B}$ neutrinos arise from the decay ${}^8\text{B} \rightarrow {}^7\text{Be}^* + e^+ + \nu_e$, which occurs in approximately 0.02% of the terminations of the proton-proton (pp)-chain. The total flux measured with the neutral current (NC) interaction of ${}^8\text{B}$ Solar neutrinos is $\phi_{NC} = 5.09 \pm 0.64 \times 10^6 \text{ cm}^{-2} \text{ s}^{-1}$ (about 16% uncertainty) [11]. Our calculations use the theoretical value $\phi_{NC} = 5.69 \pm 0.61 \times 10^6 \text{ cm}^{-2} \text{ s}^{-1}$ of the Solar neutrino fluxes from Ref. [12], which is obtained from the BS05(OP) model and is consistent with the measured value. Differences across recent Standard Solar Model calculations are on the order of a few percent. The hep neutrinos arise from the reaction ${}^3\text{He} + p \rightarrow {}^4\text{He} + e^+ + \nu_e$, which occurs in approximately $2 \times 10^{-5}\%$ of the terminations of the pp -chain. For the analysis in this paper we are also sensitive to CNO neutrinos. The uncertainty in the Solar composition is the dominant source of uncertainty in the CNO neutrino fluxes. We take an uncertainty of 30% on the CNO neutrino fluxes [13, 14].

Through neutrino-electron scattering, dark matter detection experiments are also sensitive to neutrinos produced directly in the pp -chain. The total flux of neutrino produced in the pp -chain is $5.94 \times 10^{10} \text{ cm}^{-2} \text{ s}^{-1}$. Because the neutrino-electron scattering cross section is flavor-dependent, in this case we must consider the flavor composition of the neutrino flux that arrives on the Earth. For the energies that we are sensitive to, the electron neutrino survival probability is approximately 55% [15]. Following Ref. [12], we will consider an uncertainty of 1% on the pp neutrino flux.

B. Atmospheric neutrinos

Atmospheric neutrinos are produced through cosmic ray collisions in the Earth's atmosphere. The collisions produce pions which then decay to muon and electron neutrinos and anti-neutrinos. The atmospheric neutrino flux has been detected by several experiments : Super-Kamiokande [16], SNO [17], MINOS [18], and Ice Cube [19]. In these experiments, the direction of the detected muon is reconstructed. Modern direct dark matter detectors do not have directional sensitivity and are mainly sensitive to the low component of the atmospheric neutrino flux, *i.e.* less than approximately 100 MeV. At these energies, the uncertainty on the predicted atmospheric neutrino flux is approximately 20% [20]. Due to a cutoff in the rigidity of cosmic rays induced by the Earth's geomagnetic field at low energies, the atmospheric neutrino flux is larger for detectors that are nearer to the poles [20].

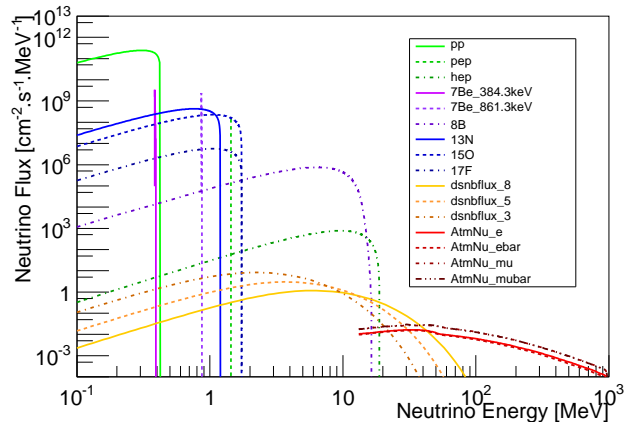


FIGURE 1: Relevant neutrino fluxes which are backgrounds to direct dark matter detection experiments : Solar, atmospheric and diffuse supernovae [8].

C. Diffuse supernova neutrinos

The Diffuse Supernova Neutrino Background (DSNB) is the flux from the past history of all supernova explosions in the Universe. The DSNB flux is a convolution of the core-collapse supernova rate as a function of redshift with the neutrino spectrum per supernova. The core-collapse rate is derived from the star-formation rate and stellar initial mass function ; for a recent review on the predicted DSNB flux see Beacom [21]. The neutrino spectrum of a core-collapse supernova is believed to be similar to a Fermi-Dirac spectrum, with temperatures in the range 3-8 MeV. The calculations in this paper assume the following temperatures for each neutrino flavor : $T_{\nu_e} = 3 \text{ MeV}$, $T_{\bar{\nu}_e} = 5 \text{ MeV}$, and $T_{\nu_x} = 8 \text{ MeV}$. Here T_{ν_x} represent the remaining four flavors : ν_μ , $\bar{\nu}_\mu$, ν_τ and $\bar{\nu}_\tau$. Because of the scaling of the coherent neutrino scattering cross section (integrated over all recoil energies), the flavors with the largest temperature dominate the event rate. In the following, we will consider a systematic uncertainty on the DSNB flux of 20%.

Figure 1 presents the relevant neutrino fluxes that will be a background for dark matter direct detection. Shown are the different contributions from Solar, atmospheric and diffuse supernova neutrinos. Note that we are not considering geo-neutrinos as they are much less significant than the Solar neutrino flux [7].

III. WIMP AND NEUTRINO BACKGROUND EVENT RATE CALCULATIONS

A. WIMP induced nuclear recoil rate calculation

Like most spiral galaxies, the Milky Way is believed to

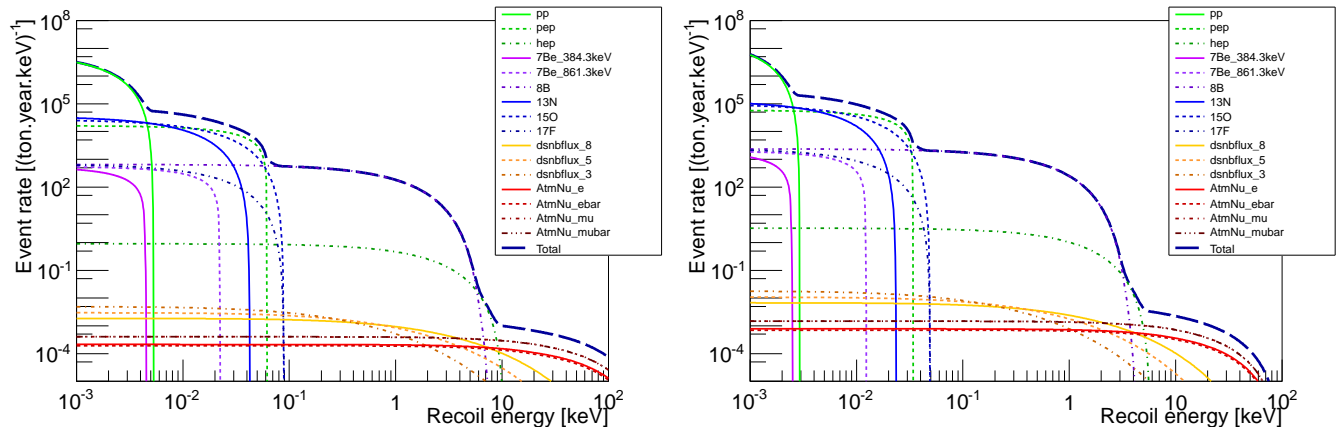


FIGURE 2: Neutrino induced nuclear recoil spectra for the different neutrino sources, for a Ge target (left) and a Xe target (right).

be immersed in a halo of WIMPs which outweighs the luminous component by at least an order of magnitude [5, 22, 23]. The velocity distribution of dark matter in the halo is traditionally modeled as a Maxwell-Boltzmann, characterized by a density profile that scales as $1/r^2$ and leading to the observed flat rotation curve [24]. Recent results from N-body simulations in fact indicate that this Maxwell-Boltzmann assumption is an oversimplification [25–27], as there is a wider peak and there are fewer particles in the tail of the distribution; this result has important implications for interpretation of experimental results [28]. Further, substructures, streams, and a dark disk may create distinct features in the velocity distribution [29–32]. Since the goal of this paper is to examine the effects of the neutrino background on the extraction of a WIMP signal, to make the connection to previous experimental studies in this paper we just consider the Maxwell-Boltzmann model, which is characterized by the following WIMP velocity distribution in the Earth frame,

$$f(\vec{v}) = \begin{cases} \frac{1}{N_{\text{esc}}(2\pi\sigma_v^2)^{3/2}} \exp\left[-\frac{(\vec{v}+\vec{V}_{\text{lab}})^2}{2\sigma_v^2}\right] & \text{if } |\vec{v} + \vec{V}_{\text{lab}}| < v_{\text{esc}} \\ 0 & \text{if } |\vec{v} + \vec{V}_{\text{lab}}| \geq v_{\text{esc}} \end{cases} \quad (1)$$

where σ_v is the WIMP velocity dispersion related to the local circular velocity v_0 such that $\sigma_v = v_0/\sqrt{2}$, \vec{V}_{lab} and v_{esc} are respectively the laboratory and the escape velocities with respect to the Galactic rest frame, and N_{esc} is the correction to the normalization of the velocity distribution due to the velocity cut off (v_{esc}).

The differential recoil energy rate is then given by [24],

$$\frac{dR}{dE_r} = MT \times \frac{\rho_0\sigma_0}{2m_\chi m_r^2} F^2(E_r) \int_{v_{\text{min}}} \frac{f(\vec{v})}{v} d^3v \quad (2)$$

where ρ_0 is the local dark matter density, m_χ is the WIMP mass, $m_r = m_\chi m_N / (m_\chi + m_N)$ is the WIMP-nucleus reduced mass and σ_0 is the normalized to nucleus cross section. Note that we will assume that the

WIMP couples identically to the neutrons and protons, though generically a larger theoretical parameter space is available [33]. $F(E_r)$ is the nuclear form factor that describes the loss of coherence for recoil energies above ~ 10 keV. In the following, we will consider the standard Helm form factor [24]. For the sake of comparison with running experiments, we will consider the standard values of the different astrophysical parameters : $\rho_0 = 0.3 \text{ GeV}/c^2/\text{cm}^3$, $v_0 = 220 \text{ km/s}$, $V_{\text{lab}} = 232 \text{ km/s}$ and $v_{\text{esc}} = 544 \text{ km/s}$.

B. Neutrino-nucleus cross section

It has been shown by Freedman [34] that the neutrino-nucleon elastic interaction, well explained by the standard model, leads to a coherence effect implying a neutrino-nucleus cross section that approximately scales as the atomic number (A) squared. However, this coherent nature of the neutrino-nucleus scattering can only take place when the momentum transfer is comparable in scale to the nuclear size, about a few keV for most targets of interest. At higher energies, generally above 10 keV for most nuclei, the loss of coherence reduces the neutrino-nucleus cross-section. The resulting differential neutrino-nucleus cross section as a function of the recoil energy E_r and the neutrino energy E_ν is defined as follows [35] :

$$\frac{d\sigma(E_\nu, E_r)}{dE_r} = \frac{G_f^2}{4\pi} Q_w^2 m_N \left(1 - \frac{m_N E_r}{2E_\nu^2}\right) F^2(E_r), \quad (3)$$

where m_N is the target nucleus mass, G_f is the Fermi coupling constant, $Q_w = N - (1 - 4 \sin^2 \theta_w)Z$ is the weak nuclear hypercharge with N the number of neutrons, Z the number of protons and θ_w the weak mixing angle.

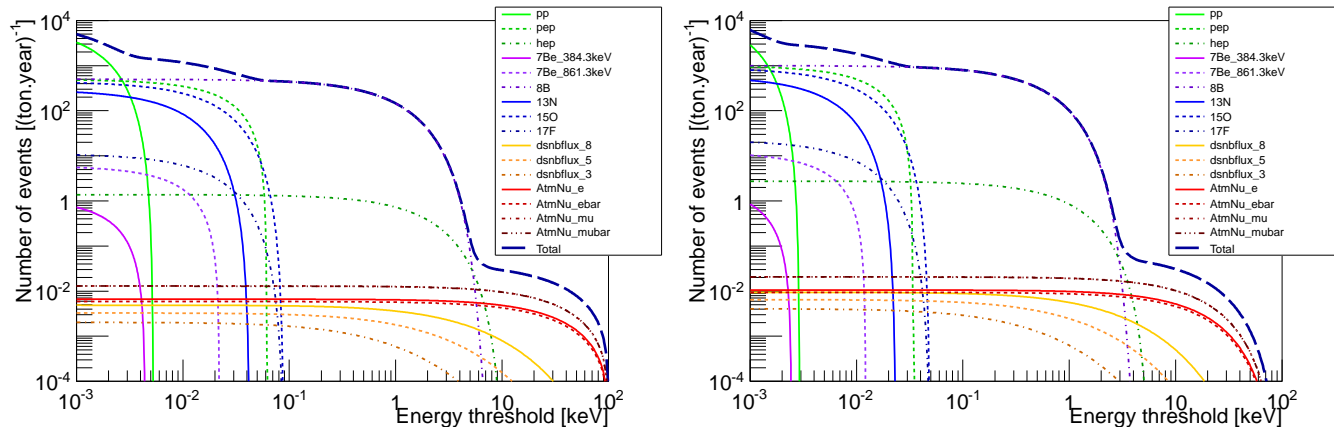


FIGURE 3: Number of neutrino induced nuclear recoils per ton-year for a Ge target (left) and Xe target (right) as a function of the energy threshold. Note that we have considered an upper limit on the nuclear recoil energy range of 100 keV.

From kinematics, one can easily derive that the maximum recoil energy E_r^{\max} is equal to :

$$E_r^{\max} = \frac{2E_\nu^2}{m_N + 2E_\nu}. \quad (4)$$

It is worth noticing that for neutrino energies above ~ 100 MeV some additional processes start to contribute to the total cross section, such as quasi-elastic scattering, resonance production, and deep inelastic scattering for higher energies [36]. However, as their contribution to the event rate in the recoil energy range of interest is negligible, we will neglect these additional contributions in the following of this study.

C. Neutrino-electron cross sections

Neutrino induced electronic recoils can be an important background for upcoming ton scale experiments that do not reach sufficiently high power in electronic recoil background rejection. In this case, such background processes should be accounted for in the estimation of the discovery reach of these experiments. In the following, we will discuss the two main neutrino-electron scattering processes that are relevant for neutrino energies below 1-10 MeV [37], the standard electroweak interaction and the neutrino magnetic moment.

As the pp neutrinos provide the dominant contribution to the Solar neutrino flux and the maximum recoil energy induced by these neutrinos is about 260 keV, we can safely neglect the other neutrino components to the total neutrino induced electronic recoil background. Also, in the following calculations, we will neglect atomic effects and consider the electrons from the atomic cloud as being free [37, 38].

1. Standard electroweak interaction

At tree level, the neutrino-electron electroweak interaction proceeds through the exchange of a Z boson (neutral current) and the exchange of a W boson (charged current) which is only possible in the case of an incoming electron neutrino. The resulting expression of the cross section is as follows [36, 37]

$$\frac{d\sigma(E_\nu, E_r)}{dE_r} = \frac{G_f^2 m_e}{2\pi} \left[(g_v + g_a)^2 + (g_v - g_a)^2 \left(1 - \frac{E_r}{E_\nu}\right)^2 + (g_a^2 - g_v^2) \frac{m_e E_r}{E_\nu^2} \right], \quad (5)$$

where m_e is the electron mass, g_v and g_a are the vectorial and axial coupling respectively and are defined such that :

$$g_v = 2 \sin^2 \theta_w - \frac{1}{2} \quad g_a = \frac{1}{2}. \quad (6)$$

In the particular case $\nu_e + e \rightarrow \nu_e + e$, the interference due to the additional charged current contribution implies a shift in the vectorial and axial coupling constants such that $g_{v,a} \rightarrow g_{v,a} + 1$. One can easily derive that the $\nu_e + e \rightarrow \nu_e + e$ cross section is about one order of magnitude larger than in the case of $\nu_l + e \rightarrow \nu_l + e$ (where $l = \mu, \tau$). Hence, it is important to consider the neutrino oscillation from the Solar core to the Earth-based detector when computing this neutrino-electron background. It has been shown in Ref. [15] that the survival probability of ν_e below 1 MeV is fairly constant in energy and equal to 0.55. The remaining component is distributed between ν_μ and ν_τ which have the same expression of the cross section.

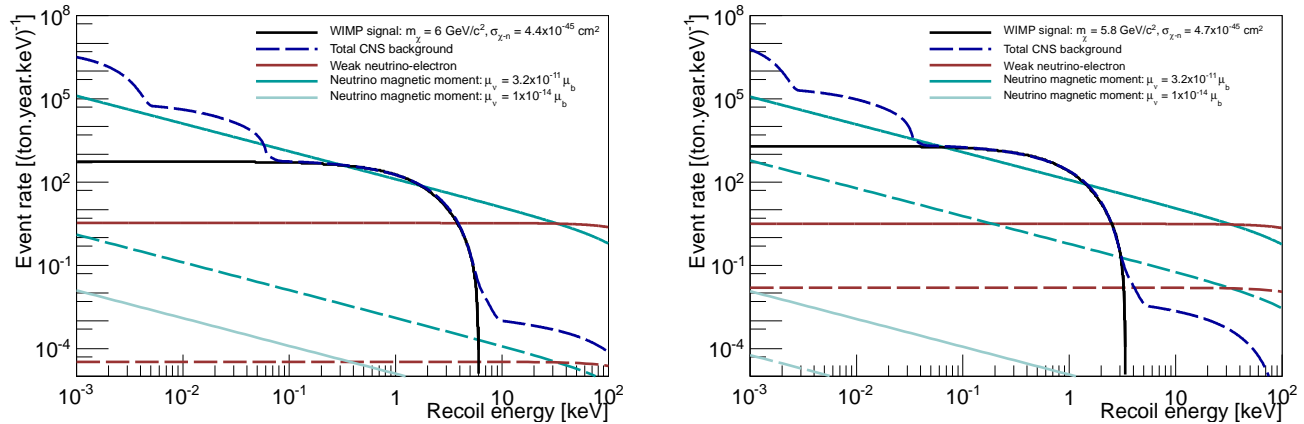


FIGURE 4: Left (right) panel show the energy spectra of the most relevant neutrino backgrounds for a Ge (Xe) type detector. Shown are a WIMP signal (black solid line), the total CNS background contribution (blue dashed line), standard electroweak neutrino-electron interaction (red line) and the contribution from the neutrino magnetic moment (cyan lines). Dashed red and cyan lines (dark and light) correspond to the consideration of an electron rejection factor of 99.5% and 10^5 for a XENON-like and Ge based CDMS-like experiment respectively. Dark and light cyan curves correspond to the experimental and theoretical upper limits on the neutrino magnetic moment respectively.

2. Neutrino magnetic moment

As neutrinos oscillate, they must have a non-vanishing mass and sufficiently large mixing with each other. In the case of a Dirac neutrino, the extension of the standard model in which neutrinos are massive naturally provides a small but nonzero neutrino magnetic moment. This results in an increase of the total neutrino-electron scattering cross section by the following contribution [37, 39] :

$$\frac{d\sigma(E_\nu, E_r)}{dE_r} = \mu_\nu^2 \frac{\pi\alpha^2}{m_e^2} \left[\frac{1}{E_r} - \frac{1}{E_\nu} \right], \quad (7)$$

where μ_ν is the neutrino magnetic moment in units of Bohr magneton $\mu_b = e/2m_e$ and α is the fine structure constant. The simplest standard model prediction leads to a very tiny magnetic moment of about $\mu_\nu \sim 10^{-20}\mu_b$ preventing any experiment from being sensitive to this putative contribution. However, some more general extensions could predict neutrino magnetic moment up to about $\mu_\nu \sim 10^{-14}\mu_b$ where Majorana neutrinos generally have higher magnetic moment than Dirac neutrinos [40, 41]. As the measurement of such process could therefore be an excellent probe for new physics beyond the standard model, it is of great interest trying to measure it. The strongest experimental upper limit on the neutrino magnetic moment coming from the GEMMA collaboration is equal to $3.2 \times 10^{-11}\mu_b$ [42] ($5 \times 10^{-12}\mu_b$ [38]) without (with) considering atomic effects. Evidence of $\mu_\nu > 10^{-14}\mu_b$ would strongly be in favor of new physics at the TeV scale or beyond and would imply that the neutrino is Majorana [41].

D. Neutrino induced background rate calculation

The calculation of the event rate as a function of the recoil energy is given by :

$$\frac{dR}{dE_r} = MT \times \int_{E_\nu^{\min}} \frac{dN}{dE_\nu} \times \frac{d\sigma(E_\nu, E_r)}{dE_r} dE_\nu \quad (8)$$

where dN/dE_ν denotes the neutrino flux, M the detector mass and T the exposition time of the experiment. Note that in the case of the neutrino induced electronic recoils, the event rate is multiplied by the number of electrons Z per atom. In the limit where $m_N \gg E_\nu$, one can deduce that the minimum neutrino energy E_ν^{\min} required to generate a nuclear recoil at an energy E_r is :

$$E_\nu^{\min} = \sqrt{\frac{m_N E_r}{2}}. \quad (9)$$

However, in the case of an electronic recoil, the expression of E_ν^{\min} is the following :

$$E_\nu^{\min} = \frac{1}{2} \left(E_r + \sqrt{E_r(E_r + 2m_e)} \right). \quad (10)$$

Figure 2 presents the nuclear recoil rate as a function of recoil energy for all neutrino components for a Ge target (left panel) and Xe target (right panel). As shown in Figure 2, most of the Solar neutrinos are at very low recoiling energies (below 0.1 keV) except the ^8B and hep neutrinos that will dominate the event rate from 0.1 keV to 8 keV. Above these energies, atmospheric neutrinos will dominate with a sub-dominant contribution from the diffuse supernova background neutrinos.

Figure 3 presents the expected number of nuclear recoils as a function of the threshold energy and with an

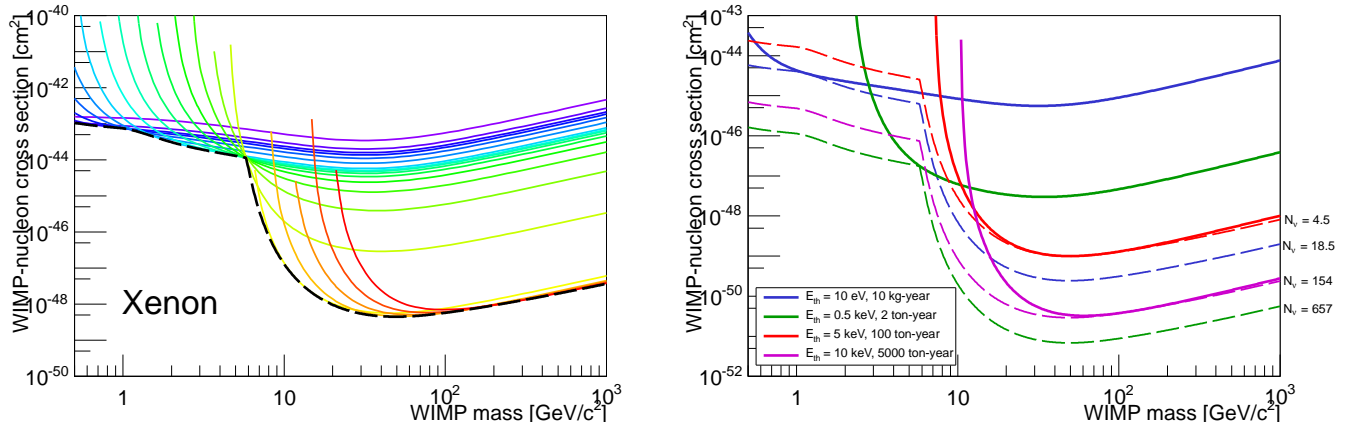


FIGURE 5: Left : Set of derived background-free sensitivity curves for exposures that attain 1 neutrino event, for different thresholds from 0.001 keV (purple) to 100 keV (red) in logarithmic steps. The black line is constructed by joining the best sensitivity for each mass, and represents a 1 neutrino event contour line in the WIMP-nucleon cross-section vs. WIMP mass plane. Right : Background free exclusion limits (solid lines) for four different Xe based experiments with threshold of 10 eV, 500 eV, 5 keV and 10 keV and exposures of 10 kg-year, 2 ton-year, 100 ton-year and 5,000 ton-year respectively. Also shown in dashed lines are the neutrino iso-event contour lines for 18.5 (blue), 657 (green), 4.5 (red) and 154 (magenta) events.

upper bound on the recoil energy range of 100 keV. It is interesting to notice that the ^8B neutrinos dominate the expected number of neutrino-induced nuclear recoils for threshold energies between 10 eV and 10 keV. As shown on Figure 3, a ton scale experiment with a 0.1 keV threshold can then expect about 500 and 1000 neutrino induced nuclear recoils for a Ge and Xe based experiment, respectively.

Finally, Figure 4 presents the total neutrino backgrounds as well as a WIMP spectrum for a benchmark model that best fits the ^8B neutrino induced nuclear recoil spectrum (black solid line). It is also interesting to see that a WIMP signal could almost perfectly be mimicked by Solar neutrino backgrounds. The neutrino background from coherent neutrino scattering is given by the blue dashed line, and the electroweak and neutrino magnetic moment $\nu + e^- \rightarrow \nu + e^-$ contributions are shown by the solid red and cyan lines. The dark cyan line corresponds to the expected event rate considering the experimental constraint on the neutrino magnetic moment ($\mu_\nu = 3.2 \times 10^{-11} \mu_b$) while the light cyan line considers the theoretical upper bound from the most general extensions of the standard model ($\mu_\nu = 10^{-14} \mu_b$). As dark matter experiments aim at rejecting electronic recoils, the dashed red and cyan lines correspond to the event rate expected in a XENON-like experiment where the rejection factor is taken to be flat in energy and equal to 99.5% [43] and equal to 10^5 in a Ge based CDMS-like experiment [44]. Therefore, after electron recoil rejection, one can easily deduce that neutrino-electron backgrounds should not be an issue for Ge based CDMS-like experiments while they could contribute significantly to the total neutrino backgrounds for XENON-like experiments for recoil

energies above 4 keV. That being said, unless otherwise stated we will only consider neutrino backgrounds from coherent neutrino scattering.

For a particular experiment, Figure 3 gives the number of neutrino events for an experiment with a fixed threshold and exposure and a 100% efficiency over the whole recoil energy range (from the threshold to 100 keV). In this paragraph we present a novel way to represent the level of the neutrino CNS background on the WIMP-nucleon cross section vs. WIMP mass plane which is presented for the case of a Xenon based experiment in Figure 5. To do so, we generated a set of 1,000 background-free exclusion limits, which are defined as iso-values of WIMP events (2.3 at 90% C.L.), as function of the WIMP mass, with varying thresholds from 0.001 to 100 keV and adjusted each curve's exposure such that each experiment expects a neutrino background of 1 event; see colored solid lines in Figure 5 (left).

By taking the lowest cross section from all the limits as a function of the WIMP mass, one can draw the line in the WIMP-nucleon cross section vs. WIMP mass plane that corresponds to the best background-free sensitivity estimate achievable at each WIMP mass for a 1 neutrino event exposure, see black dashed line in Figure 5 (left). This follows from the construction of the line, which joins the mass-dependent threshold/exposure pairs that optimize the background-free sensitivity estimate at each mass while having a background of 1 neutrino event.

Since both the neutrino background and the background-free WIMP sensitivity scale linearly with exposure (for the same fixed threshold), one can derive the number of expected neutrino events from a given experiment sensitivity by scaling the 1 neutrino event line

such that it overlaps with the background free sensitivity limit only at a single point. This is illustrated in Figure 5 (right) where we have shown the background free sensitivity limits for different Xenon based experiments (solid lines) and their corresponding neutrino iso-event contour lines (dashed lines). The considered thresholds are 10 eV, 500 eV, 5 keV and 10 keV with exposures of 10 kg-year, 2 ton-year, 100 ton-year and 5,000 ton-year. As one can see from Figure 5 (right), these experiments expect 18.5, 657, 4.5 and 154 neutrino events respectively. Equivalently, the number of expected neutrino events can be deduced from the maximum ratio over the WIMP mass range between the 1 neutrino event line and the experiments' background-free limits. A set of contours for Xe based experiments with a flat efficiency between the threshold up to 100 keV are shown in Figure 12 (left).

As shown in Figure 5 (left), there is a large change in the WIMP sensitivity corresponding to exposures leading to 1 neutrino event between WIMP masses of 5 GeV/c² to 10 GeV/c². This is due to the fact that a Xenon-based experiment needs to have a threshold below 4 keV to have sensitivity to WIMPs below ~ 10 GeV/c². Below 4 keV the ⁸B and *hep* neutrinos start to leak into the signal region, and their much larger rate implies a much lower exposure to attain 1 neutrino event. Conversely, for WIMP masses above ~ 10 GeV/c², a Xenon experiment can achieve better WIMP sensitivity by increasing its threshold above 4 keV to be insensitive to the solar neutrinos and thus have atmospheric neutrinos as its dominant neutrino background. The much lower flux implies a much larger exposure to attain 1 neutrino event. One can deduce from Figure 5 that aiming at detecting a light WIMP (below 10 GeV/c²) with a cross section below 10⁻⁴⁵ cm² or a WIMP heavier than 20 GeV/c² with a cross section below 10⁻⁴⁸ cm² will be very challenging due to the presence of neutrino background, see Section V. This new estimation of the neutrino background contamination from background-free exclusion sensitivity limits shown in figure 5 can also be done for different target nuclei and with energy dependent detection efficiencies. For lighter targets, the abrupt drop around 6 GeV/c² will occur at slightly larger masses. This kinematic effect is the same mechanism at work in Figure 8, which will be discussed in the next Section.

IV. WIMP RECONSTRUCTION OF NEUTRINO ONLY DATA

As the upcoming ton scale experiments will be sensitive to the neutrino background, it is worth investigating how such a false positive dark matter detection signal could be interpreted in the context of a WIMP only reconstruction of the data. For these purposes, we introduce the WIMP only likelihood function defined as follows [45] :

$$\mathcal{L}(m_\chi, \sigma_{\chi-n}) = \frac{\mu_\chi^N}{N!} e^{-\mu_\chi} \prod_{i=1}^N f_\chi(E_{r_i}), \quad (11)$$

where f_χ is the unit normalized energy distribution for WIMP induced nuclear recoils and μ_χ is the expected number of WIMP events for a given WIMP mass and WIMP-nucleon cross-section ($\sigma_{\chi-n}$) defined as,

$$\mu_\chi = \int_{E_{\text{th}}}^{E_{\text{up}}} \frac{dR}{dE_r} dE_r, \quad (12)$$

where E_{th} is the nuclear recoil energy threshold and E_{up} is the upper bound which is taken to be equal to 100 keV.

In order to study how a neutrino signal could be interpreted as a potential dark matter signal, we computed the maximum likelihood distribution of 10,000 Monte Carlo pseudo experiments for which we have set $\sigma_{\chi-n} = 0$ cm² such that the fake data sets only contain neutrino induced nuclear recoils. Also, we have varied the total exposure such that the expected number of neutrino events for each threshold energies was about 500 events, which is roughly the number of neutrino events expected for a 0.1 keV threshold Ge experiment with a 1 ton-year exposure.

The resulting distributions for various energy thresholds are presented in Figure 6 for Ge target (top panel) and Xe target (bottom panel) where the different intensities of the coloring correspond to the various energy thresholds considered : 1 eV, 10 eV, 100 eV, 1 keV, 2.5 keV, 5 keV, 7.5 keV, and 10 keV. From the different distributions, one can deduce that for energy thresholds of the order of 1 keV and below, the reconstructed WIMP mass from neutrino background only data should lie within the range of 3 GeV/c² to 30 GeV/c² in the case of Ge and Xe based experiments. The general tendency when increasing the energy threshold is that the reconstructed WIMP mass gets higher and the cross section lower. The first effect is easily explained by the fact that when the energy threshold increases, the experiment is less sensitive to the lower-energy (but higher flux) neutrinos, and thus the higher energy neutrinos have a more dominant role, inducing a larger fraction of higher recoil energies which mimics higher WIMP masses. The reduction of the reconstructed cross section comes from the fact that the CNS background is composed of several components that have different end point energies, inducing significant reductions of the event rate when increasing the energy threshold. As a matter of fact, as the reconstructed WIMP mass and cross section drastically depend on the energy threshold, this suggests that the total CNS spectrum is not well fitted by a WIMP only hypothesis on the whole energy range from 1 eV to 100 keV.

In order to assess how well the CNS spectrum is fitted by a WIMP only hypothesis, we show in Figure 7 the total CNS induced nuclear recoil energy spectrum (blue dashed line) to which is superimposed the mean best fit models for each of the energy threshold configurations where the intensity of the coloring corresponds to the various energy thresholds considered. The WIMP only

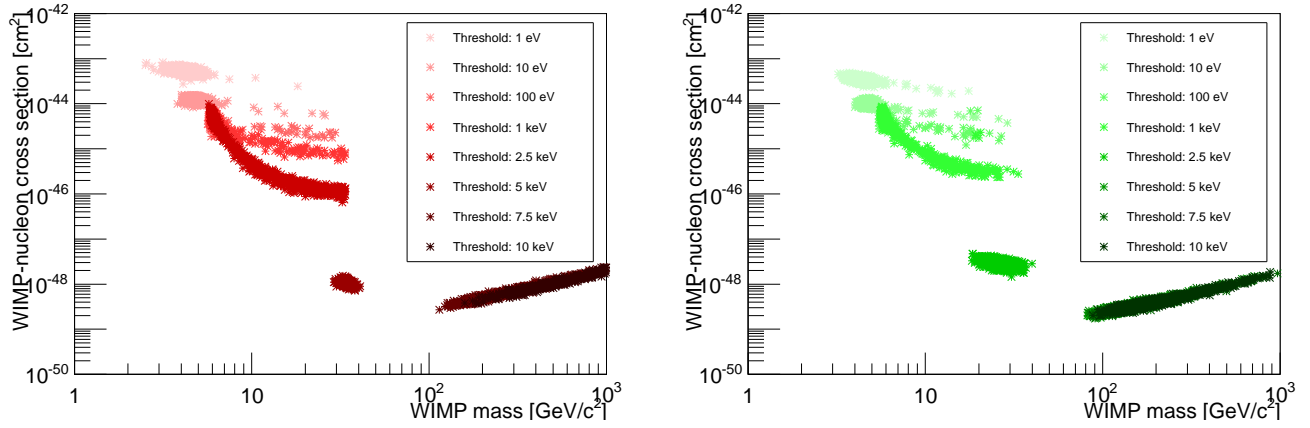


FIGURE 6: Distributions of the maximum likelihood of the CNS background under the WIMP only hypothesis for a Ge target (left) and a Xe target (right). The different intensities of colors correspond to the energy threshold considered, from light to dark : 1 eV, 10 eV, 100 eV, 1 keV, 2.5 keV, 5 keV, 7.5 keV, and 10 keV. These distributions have been computed by adjusting the experiment exposure such that we have a total of about 500 expected neutrino events for each different energy thresholds and target.

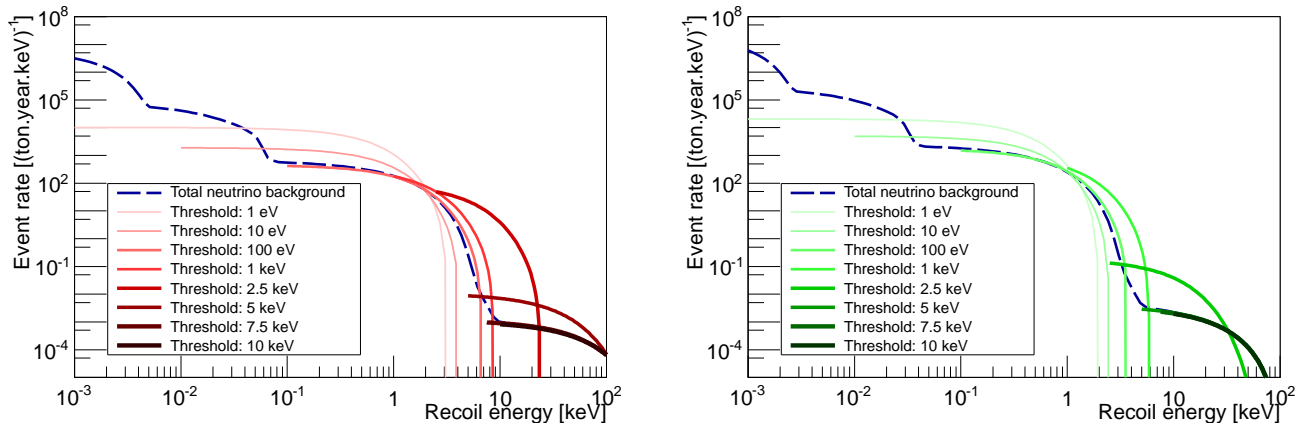


FIGURE 7: Comparison between the nuclear recoil event rate as a function of energy from the CNS background (blue dashed line) and the best fit WIMP models for the different thresholds, deduced from Figure 6, in the case of a Ge target (left) and Xe target (right). The different color intensities and thicknesses of the lines are from light-thin to dark-thick : 1 eV, 10 eV, 100 eV, 1 keV, 2.5 keV, 5 keV, 7.5 keV, and 10 keV.

hypothesis only fits reasonably well the total CNS background for threshold energies above 0.1 keV. Indeed, in the case of a threshold of 1 eV one can see from Figures 2 and 3 that the total CNS spectrum is composed of different components that have mainly three different recoil energy end points at roughly 5 eV, 100 eV and 1 keV. As the pp component only dominates by about one order of magnitude, the remaining leading components will have a significant contribution to the recoil energy distribution, resulting in the fact that the WIMP only model does not fit very well the total neutrino spectrum. In the case of a 10 eV energy threshold, the same argument applies even if the resulting total CNS spectrum has only two distinct

end points at 100 eV and 1 keV.

These results suggest that the neutrino background could only mimic very well a WIMP detection in the case where the energy threshold is high enough so there is only one very dominant contribution or a smooth superposition of different neutrino components, such as ${}^8\text{B}$ and hep neutrinos or atmospheric and diffuse supernova neutrinos. Also, in order to disentangle a neutrino background detection from a true WIMP signal, one could vary the energy threshold of the experiment to get a consistency check of the WIMP hypothesis.

Figure 8 presents the WIMP reconstructed neu-

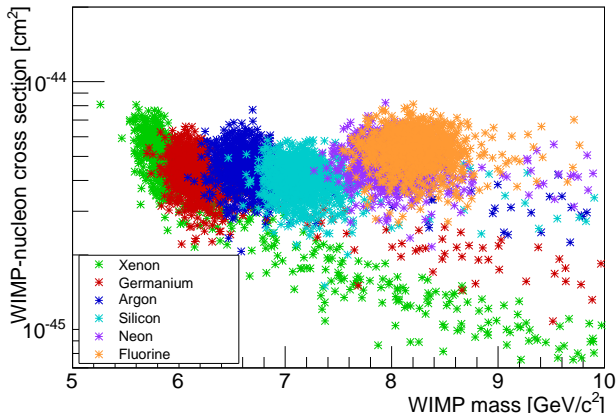


FIGURE 8: Distributions of the maximum likelihood of the CNS background under the WIMP only hypothesis for six different target nuclei : Xe, Ge, Ar, Si, Ne, F with a common energy threshold of 1 keV. These distributions have been computed by adjusting the experiment exposure such that we have a total of about 500 expected neutrino events for each different target.

trino backgrounds on the WIMP-nucleon cross section vs. WIMP mass plane for different target nuclei and a common energy threshold of 1 keV. With such an energy threshold, the ^8B and *hep* neutrinos are the dominant component of the simulated data. For heavier targets such as Xe or Ge, atmospheric and supernova neutrinos have a non negligible contribution, thus explaining the tails of the distributions at higher WIMP masses. The reconstructed cross section is roughly the same for all targets while the reconstructed WIMP mass is shifted to lower WIMP masses for heavier targets. Interestingly, the fact that the reconstructed WIMP parameters are not strictly identical for each target suggests the possibility to disentangle a neutrino background from a genuine WIMP detection using different target nuclei. However, as the reconstructed parameters are fairly close to each other within statistical uncertainties, one can get the sense that such target complementarity might not be of great help to reduce the impact of neutrino backgrounds on the reach of upcoming ton scale experiments. Nevertheless, in the case of non standard WIMP-nucleus interaction such as isospin violating dark matter [33], the use of different targets could very efficiently remove degeneracies between a WIMP signal and neutrino backgrounds.

V. DISCOVERY POTENTIAL OF TON-SCALE EXPERIMENTS

As next generation experiments plan to reach the ton scale exposure mass with low thresholds between 0.1 keV to 2 keV, it is important to assess the discovery potential of such low threshold experiments in the light of neutrino

backgrounds.

To provide this assessment we compute the discovery limits for direct detection experiments. Discovery limits have been first introduced in Ref. [46] and are defined such that if the true WIMP model lies above this limit then a given experiment has a 90% probability to get at least a 3σ WIMP detection. Hence, to derive these limits, it is necessary to compute the detection significance associated with different WIMP models and for each detector configurations. This can be done using the standard profile likelihood ratio test statistic [47] where the likelihood function at a fixed WIMP mass (m_χ) is defined as,

$$\mathcal{L}(\sigma_{\chi-n}, \vec{\phi}) = \frac{e^{-(\mu_\chi + \sum_{j=1}^{n_\nu} \mu_\nu^j)}}{N!} \times \prod_{i=1}^N \left[\mu_\chi f_\chi(E_{r_i}) + \sum_{j=1}^{n_\nu} \mu_\nu^j f_\nu^j(E_{r_i}) \right] \times \prod_{i=1}^{n_\nu} \mathcal{L}_i(\phi_i), \quad (13)$$

where μ_ν^j and f_ν^j are respectively the expected number of neutrino background events and the unit normalized nuclear recoil energy distribution from each neutrino contribution. Finally, $\mathcal{L}_i(\phi_i)$ are the individual likelihood functions related to the flux ϕ_i of each neutrino component. Each of these individual likelihood functions are parametrized as gaussian with a standard deviation given by the relative uncertainty of the different neutrino flux normalizations as discussed in Sec. II.

The profile likelihood ratio corresponds to a hypothesis test against the null hypothesis H_0 (background only) and the alternative H_1 which includes both background and signal. Profile likelihood ratio test statistic are designed to incorporate systematic uncertainties such as the normalization of the neutrino fluxes. As we are interested in the WIMP discovery potential of upcoming experiments, we test the background only hypothesis (H_0) on the data and try to reject it using the following likelihood ratio :

$$\lambda(0) = \frac{\mathcal{L}(\sigma_{\chi-n} = 0, \hat{\vec{\phi}})}{\mathcal{L}(\hat{\sigma}_{\chi-n}, \hat{\vec{\phi}})}. \quad (14)$$

As discussed in Ref. [47], the test statistic q_0 is then defined as :

$$q_0 = \begin{cases} -2 \ln \lambda(0) & \hat{\sigma}_{\chi-n} > 0 \\ 0 & \hat{\sigma}_{\chi-n} < 0. \end{cases} \quad (15)$$

As one can deduce from such test, a large value of q_0 implies a large discrepancy between the two hypotheses, which is in favor of H_1 hence a discovery interpretation. The p -value p_0 associated to this test is then defined as :

$$p_0 = \int_{q_0^{\text{obs}}}^{\infty} f(q_0|H_0) dq_0, \quad (16)$$

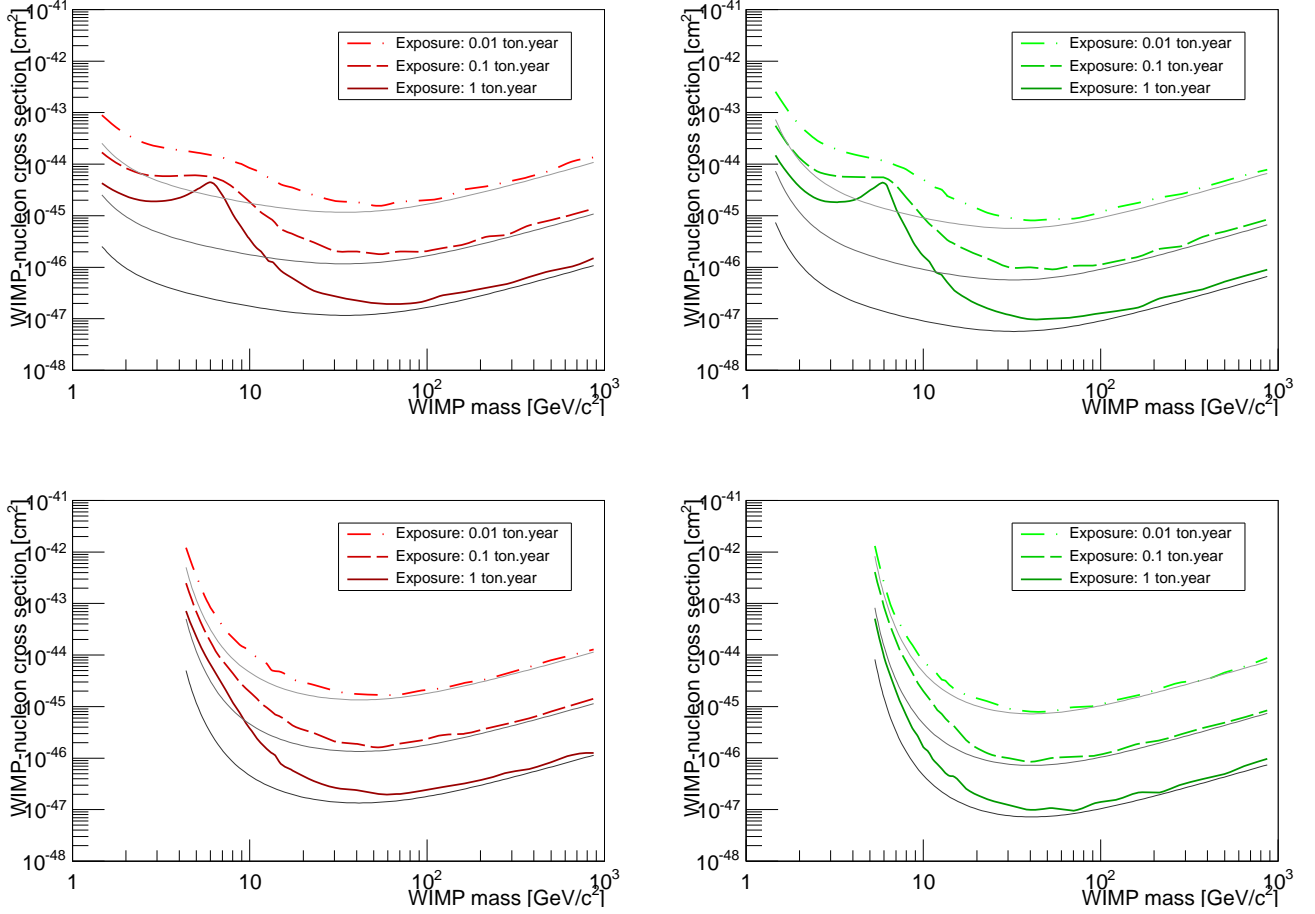


FIGURE 9: Discovery limits for Ge target (left panels) and Xe target (right panels), and for 0.1 keV threshold (top panels) and 2 keV thresholds (bottom panels). The different line styles, solid, dashed and dotted-dashed respectively correspond to the three exposures 1 ton.year, 0.1 ton.year and 0.01 ton.year. These discovery limits have been computed considering only the two dominant neutrino contributions : ${}^8\text{B}$ and $h\nu$ that both have a 16% uncertainty on their integrated flux. Also shown are the exclusion sensitivity limits for each of the different exposures with a color intensity scaling with the exposure from light to dark gray.

where $f(q_0|H_0)$ is the probability distribution function of q_0 under the background only hypothesis. Then, p_0 corresponds to the probability to have a discrepancy, between H_0 and H_1 , larger or equal to the observed one q_0^{obs} . Following Wilk's theorem, q_0 asymptotically follows a χ^2 distribution with one degree of freedom (see Ref.[47] for a more detailed discussion). In such a case, the significance Z in units of sigmas of the detection is simply given by $Z = \sqrt{q_0^{\text{obs}}}$.

The resulting discovery limits are presented in Figure 9 in the WIMP-nucleon cross section vs. WIMP mass plane for four different experiments : Ge target with a 0.1 keV threshold (top left), Ge target with a 2 keV threshold (bottom left), Xe target with a 0.1 keV threshold (top right) and Xe target with a 2 keV threshold (bottom right). The discovery limits are presented for three different exposures : 10 kg-year, 100 kg-year and 1 ton-year. Here we have considered only the largely dominant neu-

trino contributions at these energy thresholds, ${}^8\text{B}$ and $h\nu$. Also shown on Figure 9 are the background free exclusion limits for each of the exposures with a color intensity that scales with the exposure from light to dark gray. The exclusion sensitivity limits help in interpreting the effect of neutrino background on the discovery potential as a function of the WIMP mass.

From Figure 9, we can deduce that experiments with a 0.1 keV threshold are significantly affected by the neutrino background. Indeed, we have shown in the previous section that neutrino background could very well mimic a WIMP signal with a mass of $\sim 6 \text{ GeV}/c^2$ and a cross section of $\sim 5 \times 10^{-45} \text{ cm}^2$. Hence, as the sensitivity of an experiment gets closer to this point in the WIMP parameter space, the neutrino background starts affecting its discovery potential more significantly. Therefore, near the $\sim 6 \text{ GeV}/c^2$ WIMP mass region, one can see that the discovery limit does not evolve linearly with the exposure,

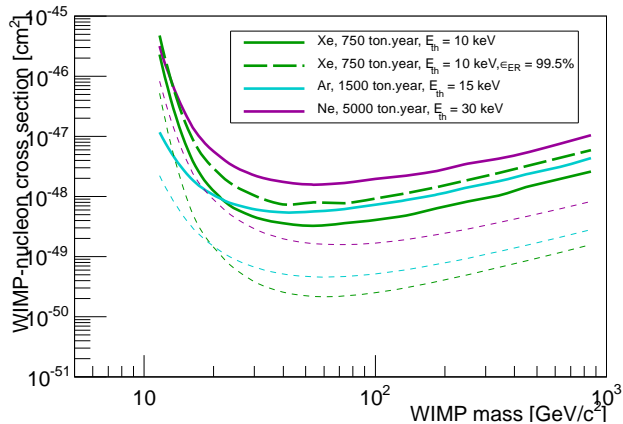


FIGURE 10: Discovery limits (solid lines) for arbitrarily large exposure experiments and for three different target nuclei : Xe (green curves), Ar (cyan curves) and Ne (purple curves). The short dashed lines correspond to the background free exclusion sensitivity of such experiments. The green long dashed line corresponds to the case where we have considered a finite electron recoil rejection factor of 99.5% for a XENON-like detector without neutrino magnetic moment enhancement.

but much slower due to the neutrino contamination of the data. It is worth noticing that the energy spectrum induced by the neutrino background and the equivalent ~ 6 GeV/c^2 WIMP are so close to each other that the significance is mainly driven by the theoretical uncertainties on the neutrino flux which are taken to be equal to 16% for ^8B and *hep* neutrinos. One can deduce that smaller uncertainties on the true neutrino flux would allow more accurate background subtraction and thus improve the discovery potential for WIMPs (see Sec. VI).

In the case of the 2 keV threshold experiments, the results are completely similar to those previously discussed for high WIMP masses, but they are hardly sensitive to WIMP masses below $10 \text{ GeV}/c^2$. Hence the effect of neutrino backgrounds on the discovery limits mainly reduces the sensitivity of the experiment to low WIMP masses. In both energy threshold configurations and for these exposures, the discovery limits are only weakly affected by the CNS backgrounds at high WIMP masses. We have checked that, at these exposures, this holds true even considering the secondary neutrino contributions such as the atmospheric and diffuse supernova neutrinos.

To study the effect of atmospheric and DSNB neutrinos, we explored the case of extremely large exposures to get a sense of the ultimate sensitivity of direct dark matter detection experiments. We considered three different types of target nuclei Xe, Ar, and Ne with energy thresholds of 10 keV, 15 keV, and 30 keV respectively. With such thresholds, only the atmospheric and diffuse supernova neutrinos are relevant as a coherent neutrino scattering background. As shown in Figures 6 and 7, these backgrounds should very well mimic an authentic WIMP

signal. Hence, due to their shape similarities with the expected WIMP signal and their relatively large total flux uncertainties, this neutrino background will end up setting a lower limit on the achievable WIMP-nucleon cross section that one could reach with an arbitrarily large dark matter experiment.

This is illustrated in Figure 10 where we show the discovery limits (solid lines) of the three different experiments using Xe, Ar and Ne nuclei with a corresponding exposure of 500 ton-year, 750 ton-year and 2500 ton-year respectively. These exposures have been set such that we expect for each experiment about 20 neutrino induced nuclear recoils. As is shown, the discovery limits are about a little more than one order of magnitude above the corresponding exclusion sensitivity limits (short dashed lines) at high WIMP masses. This is coming from the fact that we have no spectral discrimination and that the discovery limits are almost completely driven by the statistical fluctuations and systematic uncertainties on the total atmospheric and diffuse supernova neutrino fluxes (see Sec. VI).

The green long dashed line shown on Figure 10 represents the discovery limit when considering the additional neutrino-electron background (without magnetic moment enhancement) with a rejection factor of 99.5%. It is interesting to note that for the considered Xe exposure, the expected number of neutrino induced electron recoil is about ~ 660 , which is much greater than the CNS background. However, as the energy spectrum of the neutrino-electron background is flat over the considered energy range, the spectral discrimination is efficient enough such that the discovery limit is only weakly affected by this additional background contribution by about a factor of 2.

VI. MAPPING WIMP DISCOVERY LIMIT

As shown in the previous section, when the neutrino background starts to become significant, it can considerably slow down the evolution of the discovery potential with exposure for a given dark matter experiment. Furthermore, we have seen that in the case where a neutrino spectrum and the WIMP spectrum matches very well, as for a WIMP mass of $6 \text{ GeV}/c^2$ (see Figure 9 top panels), the discovery limit starts to saturate. We explore how this discovery potential evolves as a function of exposure in Figure 11, where we computed the discovery limit at a fixed WIMP mass of $6 \text{ GeV}/c^2$ (left panel) and $100 \text{ GeV}/c^2$ (right panel) for three different targets and thresholds. As one can see, when the neutrino contribution is negligible, the discovery limit scales as $1/MT$. When the neutrino background starts to leak into the signal region, the discovery limit scales as $1/\sqrt{MT}$ if the neutrino and WIMP spectra match sufficiently well such that the discrimination is low. Finally, for even larger neutrino contribution, we can see that the discovery limit slows down even more and eventually becomes constant

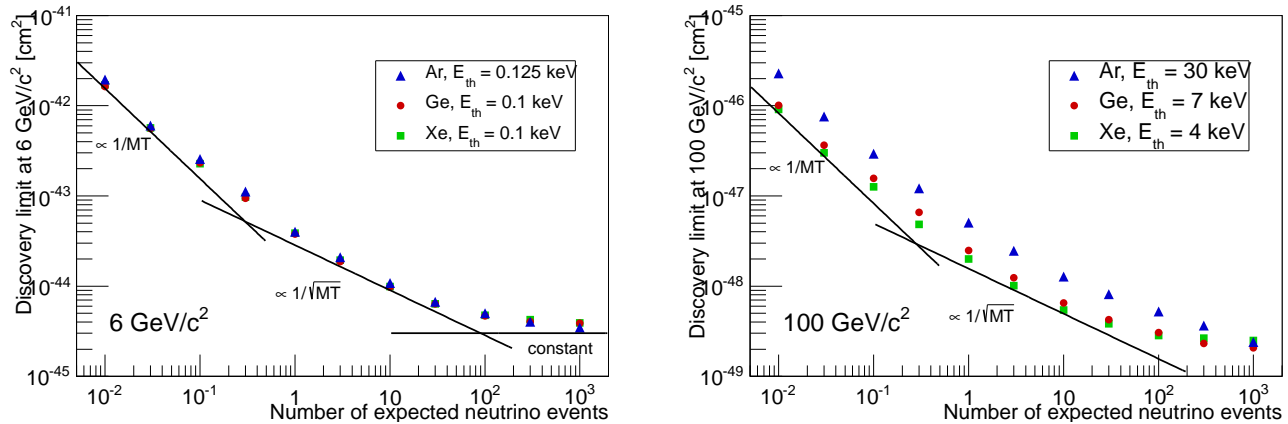


FIGURE 11: Discovery limits for Ar, Ge, and Xe vs exposure. Left : For $6 \text{ GeV}/c^2$ WIMPs, the Ge, Xe and Ar exposures required to obtain 100 neutrino events are 240 kg-years, 130 kg-year and 430 kg-year. Right : For $100 \text{ GeV}/c^2$ WIMPS, the Ge, Xe and Ar exposures required to obtain 1 neutrino events are 32.5 ton-year, 21.5 ton-year and 98 ton-year.

as a function of exposure. The latter transition is due to the systematic uncertainties on the total neutrino flux. Indeed, in the case of a significant neutrino contribution and a perfect match between the neutrino and WIMP spectra, one can approximate the evolution of the discovery limit as :

$$\sigma_{90\%} \propto \frac{\sqrt{MT + \xi^2(MT)^2}}{MT} = \sqrt{\frac{1 + \xi^2 MT}{MT}}, \quad (17)$$

where $\sigma_{90\%}$ is the 90% discovery limit, MT is the exposure, and ξ is the systematic error in percentage on the neutrino contribution. When $\xi^2 MT \ll 1$ the cross section scales as $1/\sqrt{MT}$ (pure poisson regime at low neutrino events), while when $\xi^2 MT \gg 1$ the cross section becomes constant with increasing exposure (purely dominated by systematics, at high neutrino contamination).

This suggests that for WIMP masses that produces energy spectra that nearly match the CNS background, the systematic uncertainties on the neutrino flux will end up setting a lower limit on the reachable discovery potential of upcoming dark matter experiments. Note that the level of neutrino background for which the discovery limit starts to saturate is directly related to the systematic error ξ on the neutrino flux. Indeed, in the case of a perfect match between WIMP and neutrino spectra, one can easily derive that the exposure at which the transition between Poisson dominated and systematics dominated regime occurs is given by : $MT = 1/\xi^2$. Therefore, an improvement of a factor of 2 in the systematic uncertainties will postpone the saturation of the discovery limit at an exposure four times larger and improve the discovery reach by a factor of 2.

For the $6 \text{ GeV}/c^2$ case (Figure 11 left), the exposures required to reach the saturation point around 100 neutrino events are 240 kg-years for Ge, which are exposures accessible to next-generation experiments. For the

$100 \text{ GeV}/c^2$ case, however, the exposure required to get a 100 of neutrino background events is 2,150 ton-years. Given these exposure numbers, it is likely that at high masses, in the absence of a WIMP signal at higher cross sections, discovery limits much below 10^{-48} cm^2 will become impractical due to the large exposures required even in the poisson-dominated regime.

As a final calculation, we have mapped out the WIMP discovery limit across the $500 \text{ MeV}/c^2$ to $10 \text{ TeV}/c^2$, shown in Figure 12 (right). To cover this large WIMP mass range, we combined the discovery limits of two Xe based pseudo-experiments with a threshold of 3 eV and 4 keV. To ensure we are well into the systematics limited regime, exposures were increased to obtain 500 neutrino events. This line thus represents a hard lower discovery limit for dark matter experiments. Interestingly, we can denote three distinct features in the discovery limits coming from the CNO neutrinos, ^8B and *hep* neutrinos and atmospheric neutrinos at WIMP masses of $0.7 \text{ GeV}/c^2$, $6 \text{ GeV}/c^2$ and above $100 \text{ GeV}/c^2$ respectively. Also shown are the current exclusion limits and regions of interest from several experimental groups. If the potential WIMP signals around $10 \text{ GeV}/c^2$ are shown not to be from WIMPs, the remaining available parameter space for WIMP discovery is bounded at the top by the XENON collaboration and at the bottom by the neutrino background. Progress below this line would require very large exposures, lower systematic errors on the neutrino flux, detection of annual modulation, and/or large directional detection experiments.

VII. CONCLUSION

We have examined the limitations on the discovery potential of WIMPs in direct detection experiments due to the neutrino backgrounds from the Sun, atmosphere,

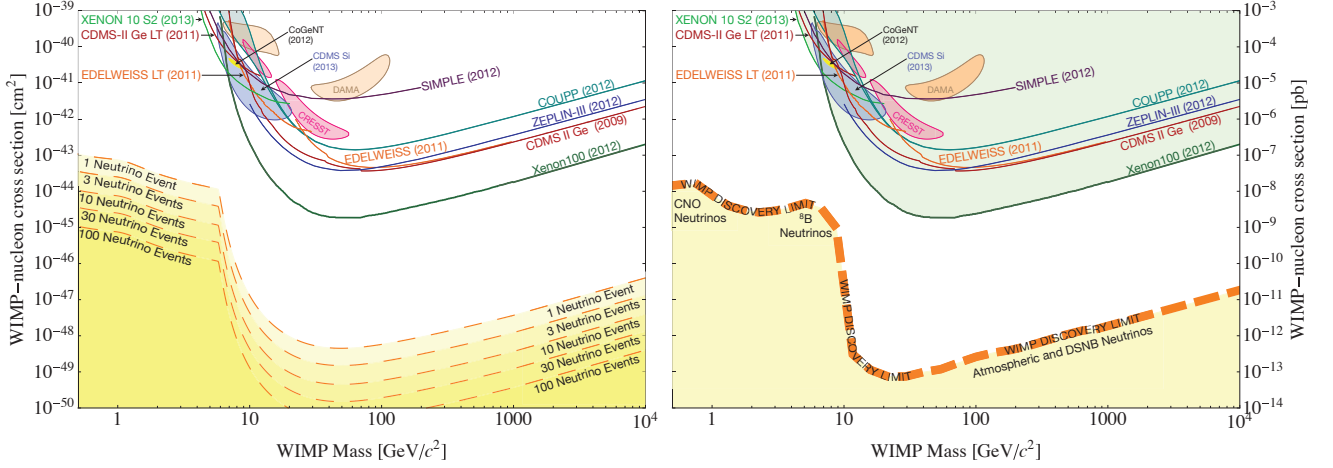


FIGURE 12: Left : Neutrino iso-event contour lines (long dash orange) compared with current limits and regions of interest. The contours delineate regions in the WIMP-nucleon cross-section vs. WIMP mass plane which for which dark matter experiments will see neutrino events (see Section III D). Right : WIMP discovery limit (thick dashed orange) compared with current limits and regions of interest. The dominant neutrino components for different WIMP mass regions are labeled. Progress beyond this line would require a combination of better knowledge of the neutrino background, annual modulation, and/or directional detection. We show 90% confidence exclusion limits from SIMPLE [55] (*purple*), COUPP [56] (*teal*), ZEPLIN-III [57] (*blue*), EDELWEISS standard [58] and low-threshold [59] (*orange*), CDMS II Ge standard [60] and low-threshold [61] (*red*), XENON10 S2-only [62] (*light green*), and XENON100 [1] (*dark green*). The filled regions identify possible signal regions associated with data from CDMS-II Si [2] (*light blue*, 90% C.L.), CoGeNT [64] (*yellow*, 90% C.L.), DAMA/LIBRA [65] (*tan*, 99.7% C.L.), and CRESST [66] (*pink*, 95.45% C.L.) experiments. The light green shaded region is the parameter space excluded by the XENON collaboration.

and supernovae. We have specifically focused on experiments that are only sensitive to energy deposition from WIMPs. We have determined the minimum detectable spin-independent cross section as a function of WIMP mass over wide range of masses from $500 \text{ MeV}/c^2$ to $10 \text{ TeV}/c^2$ that could lead to a significant dark matter detection. WIMP-nucleon cross sections of $\sim 10^{-45} \text{ cm}^2$ and $\sim 10^{-49} \text{ cm}^2$ are the maximal sensitivity to light and heavy WIMP dark matter respectively that direct detection searches without directional sensitivity could reach, given the uncertainties on the neutrino fluxes. This limit is roughly about three to four orders of magnitude below the most recent experimental constraints. In the case of light WIMPs (about $6 \text{ GeV}/c^2$) next generation experiments might already reach the saturation regime with about 100 neutrino background events. For heavier WIMPs (above $20 \text{ GeV}/c^2$) we have shown that progress below 10^{-48} cm^2 will be strongly limited by the very large increases in exposure required for decreasing gains in discovery reach.

As a main conclusion of this work, our results show that the neutrino background poses a hard limit on the discovery potential of future direct detection experiments. However, it is possible to reduce the impact of neutrino backgrounds on direct searches experiments in four ways :

1. An improvement in the theoretical estimation and experimental determination of the neutrino fluxes.

In particular more precise measurements of the different neutrino flux components by future experiments will improve the ultimate discovery limit of dark matter experiments.

2. A utilization of different target nuclei. As we have shown in Figure 8, even though utilizing different target nuclei generally does not improve sensitivity as much as an increase in exposure does, it will be important for independent measurements of the neutrino fluxes and the coherent scattering cross section. This is consistent with several recent analyses [48, 49]. However, it is certainly likely that if the WIMP couples differently to the proton and neutron, as in the case of isospin-violating dark matter dark matter, the utilization of different target nuclei will be even more important.
3. Measurement of annual modulation. In the case of a $6 \text{ GeV}/c^2$ WIMP, next generation experiments could reach sufficiently high statistics to disentangle the WIMP and the neutrino contributions using the 6% annual modulation rate of dark matter interactions [54]. However, in the case of heavier WIMPs, very large and unrealistic exposures would be required to obtain enough events to detect such predicted annual modulation for cross-sections around 10^{-48} cm^2 . Furthermore, the atmospheric neutrino event rate also undergoes annual modulation due to the change in temperature of the atmos-

phere throughout the year [50]. A dedicated study taking into account systematic uncertainties in the neutrino fluxes and their modulations is required to assess the feasibility of annual modulation discrimination in light of atmospheric neutrino backgrounds.

4. Measurement of the nuclear recoil direction as suggested by upcoming directional detection experiments [51]. Since the main neutrino background has a Solar origin, the directional signal of such events is expected to be drastically different than the WIMP induced ones [52, 53]. This way, a better discrimination between WIMP and neutrino events

will enhance the WIMP detection significance allowing to get stronger discovery limits.

Acknowledgments

The authors would like to thank Adam Anderson, Blas Cabrera, Peter Sorensen, Rick Gaitskell, Dan McKinsey, Cristiano Galbiati, and Dan Bauer for useful discussions and for providing insightful comments on the manuscript. This work was funded in part by the National Science Foundation grant NSF-0847342.

-
- [1] E. Aprile *et al.* [XENON100 Collaboration], Phys. Rev. Lett. **109**, 181301 (2012) [arXiv :1207.5988 [astro-ph.CO]].
 - [2] R. Agnese *et al.* [CDMS Collaboration], [arXiv :1304.4279 [hep-ex]].
 - [3] G. Jungman, M. Kamionkowski and K. Griest, Phys. Rept. **267**, 195 (1996) [hep-ph/9506380].
 - [4] G. Bertone, D. Hooper and J. Silk, Phys. Rept. **405**, 279 (2005) [hep-ph/0404175].
 - [5] L. E. Strigari, arXiv :1211.7090 [astro-ph.CO].
 - [6] B. Cabrera, L. M. Krauss and F. Wilczek, Phys. Rev. Lett. **55**, 25 (1985).
 - [7] J. Monroe and P. Fisher, Phys. Rev. D **76**, 033007 (2007) [arXiv :0706.3019 [astro-ph]].
 - [8] L. E. Strigari, New J. Phys. **11**, 105011 (2009) [arXiv :0903.3630 [astro-ph.CO]].
 - [9] A. Gutlein, C. Ciemniak, F. von Feilitzsch, N. Haag, M. Hofmann, C. Isaila, T. Lachenmaier and J. -C. Lanfranchi *et al.*, Astropart. Phys. **34**, 90 (2010) [arXiv :1003.5530 [hep-ph]].
 - [10] R. Harnik, J. Kopp and P. A. N. Machado, JCAP **1207**, 026 (2012) [arXiv :1202.6073 [hep-ph]].
 - [11] Q. R. Ahmad *et al.* [SNO Collaboration], Phys. Rev. Lett. **89**, 011301 (2002) [nucl-ex/0204008].
 - [12] J. N. Bahcall, A. M. Serenelli and S. Basu, Astrophys. J. **621**, L85 (2005) [astro-ph/0412440].
 - [13] A. M. Serenelli, W. C. Haxton and C. Pena-Garay, Astrophys. J. **743**, 24 (2011) [arXiv :1104.1639 [astro-ph.SR]].
 - [14] C. Pena-Garay and A. Serenelli, arXiv :0811.2424 [astro-ph].
 - [15] I. Lopes and S. Turck-Chieze, Astrophys. J. **765**, 14 (2013) [arXiv :1302.2791 [astro-ph.SR]].
 - [16] Y. Fukuda *et al.* [Super-Kamiokande Collaboration], Phys. Lett. B **436**, 33 (1998) [hep-ex/9805006].
 - [17] B. Aharmim *et al.* [SNO Collaboration], Phys. Rev. D **80**, 012001 (2009) [arXiv :0902.2776 [hep-ex]].
 - [18] P. Adamson *et al.* [MINOS Collaboration], Phys. Rev. D **86**, 052007 (2012) [arXiv :1208.2915 [hep-ex]].
 - [19] R. Abbasi *et al.* [IceCube Collaboration], Phys. Rev. D **83**, 012001 (2011) [arXiv :1010.3980 [astro-ph.HE]].
 - [20] M. Honda, T. Kajita, K. Kasahara and S. Midorikawa, Phys. Rev. D **83**, 123001 (2011) [arXiv :1102.2688 [astro-ph.HE]].
 - [21] J. F. Beacom, Ann. Rev. Nucl. Part. Sci. **60**, 439 (2010) [arXiv :1004.3311 [astro-ph.HE]].
 - [22] M. Persic, P. Salucci and F. Stel, Mon. Not. Roy. Astron. Soc. **281** 27 (1996)
 - [23] A. Klypin, H. Zhao and R. S. Somerville, Astrophys. J. **573** 597 (2002)
 - [24] J. D. Lewin & P. F. Smith, Astropart. Physics **6** 87 (1996)
 - [25] M. Vogelsberger, A. Helmi, V. Springel, S. D. M. White, J. Wang, C. S. Frenk, A. Jenkins and A. D. Ludlow *et al.*, Mon. Not. Roy. Astron. Soc. **395**, 797 (2009) [arXiv :0812.0362 [astro-ph]].
 - [26] M. Kuhlen, N. Weiner, J. Diemand, P. Madau, B. Moore, D. Potter, J. Stadel and M. Zemp, JCAP **1002**, 030 (2010) [arXiv :0912.2358 [astro-ph.GA]].
 - [27] Y. -Y. Mao, L. E. Strigari, R. H. Wechsler, H. -Y. Wu and O. Hahn, Astrophys. J. **764**, 35 (2013) [arXiv :1210.2721 [astro-ph.CO]].
 - [28] Y. -Y. Mao, L. E. Strigari and R. H. Wechsler, arXiv :1304.6401 [astro-ph.CO].
 - [29] F. S. Ling, E. Nezri, E. Athanassoula and R. Teyssier, JCAP **1002** 012 (2010)
 - [30] F. S. Ling, Phys. Rev. D **82** 023534 (2010)
 - [31] T. Bruch, J. Read, L. Baudis and G. Lake, Astrophys. J. **696** 920 (2009)
 - [32] J. I. Read, G. Lake, O. Agertz and V. P. Debattista, MNRAS **389** 1041 (2008)
 - [33] J. L. Feng, J. Kumar, D. Marfatia and D. Sanford, Phys. Lett. B **703**, 124 (2011) [arXiv :1102.4331 [hep-ph]].
 - [34] D. Z. Freedman, Phys. Rev., D **9** 1389 (1974)
 - [35] D. Z. Freedman, D. N. Schramm, and D. L. Tubbs, Ann. Rev. Nucl. Part. Sci. **27** 167 (1977)
 - [36] J. A. Formaggio and G. P. Zeller, Rev. Mod. Phys. **84**, 1307 (2012) [arXiv :1305.7513 [hep-ex]].
 - [37] W. J. Marciano and Z. Parsa, J. Phys. G **29**, 2629 (2003) [hep-ph/0403168].
 - [38] Henry T. Wong, Hau-Bin Li, and Shin-Ted Lin, Phys. Rev. Lett. **105** 061801 (2010)
 - [39] P. Vogel and J. Engel, Phys. Rev. D **39** 3378 (1989)
 - [40] N. F. Bell *et al.*, Phys. Rev. Lett., **95** 151802 (2005).
 - [41] N. F. Bell *et al.*, Phys. Lett. B, **642** 377 (2006).
 - [42] A. G. Beda, V. B. Brudanin, V. G. Egorov, D. V. Medvedev, V. S. Pogosov, M. V. Shirchenko and A. S. Starostin, arXiv :1005.2736 [hep-ex].
 - [43] L. Baudis, Phys. Dark Univ. **1**, 94 (2012) [arXiv :1211.7222 [astro-ph.IM]].
 - [44] R. Agnese *et al.*, arXiv :1305.2405
 - [45] G. Cowan, Statistical Data Analysis, Clarendon Press,

Oxford, 1998

- [46] J. Billard, F. Mayet and D. Santos, Phys. Rev. D **85**, 035006 (2012) [arXiv :1110.6079 [astro-ph.CO]].
- [47] G. Cowan, K. Cranmer, E. Gross, O. Vitells, Eur. Phys. J. **C71** 1554 (2011)
- [48] M. Pato, L. E. Strigari, R. Trotta and G. Bertone, JCAP **1302**, 041 (2013) [arXiv :1211.7063 [astro-ph.CO]].
- [49] M. Pato, L. Baudis, G. Bertone, R. Ruiz de Austri, L. E. Strigari and R. Trotta, Phys. Rev. D **83**, 083505 (2011) [arXiv :1012.3458 [astro-ph.CO]].
- [50] Tilav, S., Desiati, P., Kuwabara, T., et al. 2010, arXiv :1001.0776
- [51] S. Ahlen, N. Afshordi, J. B. R. Battat, J. Billard, N. Bozorgnia, S. Burgos, T. Caldwell and J. M. Carmona *et al.*, Int. J. Mod. Phys. A **25**, 1 (2010) [arXiv :0911.0323 [astro-ph.CO]].
- [52] J. Billard, F. Mayet, J. F. Macias-Perez and D. Santos, Phys. Lett. B **691**, 156 (2010)
- [53] J. Billard, F. Mayet and D. Santos, Phys. Rev. D **83**, 075002 (2011)
- [54] K. Freese, M. Lisanti and C. Savage, arXiv :1209.3339 [astro-ph.CO].
- [55] Felizardo, M., Girard, T. A., Morlat, T., et al. 2012, Physical Review Letters, 108, 201302
- [56] Behnke, E., Behnke, J., Brice, S. J., et al. 2012, Phys. Rev. D , 86, 052001
- [57] Akimov, D. Y., Araújo, H. M., Barnes, E. J., et al. 2012, Physics Letters B, 709, 14
- [58] E. Armengaud *et al.* (EDELWEISS Collaboration), Physics Letters B, **702**, 329 (2011).
- [59] E. Armengaud *et al.* (EDELWEISS Collaboration), Phys. Rev. D , **86**, 051701 (2012).
- [60] Z. Ahmed *et al.* (CDMS Collaboration), Science **327**, 1619 (2010)
- [61] Z. Ahmed *et al.* (CDMS Collaboration), Physical Review Letters, **106**, 131302 (2011).
- [62] J. Angle *et al.* (XENON10 Collaboration), Physical Review Letters, **107**, 051301 (2011) .
- [63] E. Aprile *et al.* (XENON100 Collaboration), Physical Review Letters, **109**, 181301 (2012).
- [64] C. E. Aalseth *et al.* (CoGeNT Collaboration), arXiv :1208.5737 (2012).
- [65] R. Bernabei *et al.* (DAMA Collaboration), Eur. Phys. J., **C67**, 39 (2010).
- [66] G. Angloher *et al.* (CRESST Collaboration), European Physical Journal C, **72**, 1971 (2012).