

A Detailed Analysis of the HD 73526 2:1 Resonant Planetary System

Robert A. Wittenmyer^{1,2}, Xianyu Tan^{3,4}, Man Hoi Lee^{3,5}, Jonathan Horner^{1,2},
C.G. Tinney^{1,2}, R.P. Butler⁶, G.S. Salter^{1,2}, B.D. Carter⁷, H.R.A. Jones⁸, S.J. O’Toole⁹,
J. Bailey^{1,2}, D. Wright^{1,2}, J.D. Crane¹⁰, S.A. Schectman¹⁰, P. Arriagada⁶, I. Thompson¹⁰,
D. Minniti^{11,12}, & M. Diaz¹¹

rob@phys.unsw.edu.au

ABSTRACT

We present six years of new radial-velocity data from the Anglo-Australian and Magellan Telescopes on the HD 73526 2:1 resonant planetary system. We investigate both Keplerian and dynamical (interacting) fits to these data, yielding four possible configurations for the system. The new data now show that both resonance angles are librating, with amplitudes of 40° and 60°, respectively. We then perform long-term dynamical stability tests to differentiate these solutions, which only differ significantly in the masses of the planets. We show that while there is

¹School of Physics, University of New South Wales, Sydney 2052, Australia

²Australian Centre for Astrobiology, University of New South Wales, Sydney 2052, Australia

³Department of Earth Sciences, The University of Hong Kong, Pokfulam Road, Hong Kong

⁴Department of Planetary Sciences and Lunar and Planetary Laboratory, The University of Arizona, 1629 University Boulevard, Tucson, AZ 85721, USA

⁵Department of Physics, The University of Hong Kong, Pokfulam Road, Hong Kong

⁶Department of Terrestrial Magnetism, Carnegie Institution of Washington, 5241 Broad Branch Road, NW, Washington, DC 20015-1305, USA

⁷Faculty of Sciences, University of Southern Queensland, Toowoomba, Queensland 4350, Australia

⁸University of Hertfordshire, Centre for Astrophysics Research, Science and Technology Research Institute, College Lane, AL10 9AB, Hatfield, UK

⁹Australian Astronomical Observatory, PO Box 915, North Ryde, NSW 1670, Australia

¹⁰The Observatories of the Carnegie Institution of Washington, 813 Santa Barbara Street, Pasadena, CA 91101, USA

¹¹Institute of Astrophysics, Pontificia Universidad Catolica de Chile, Casilla 306, Santiago 22, Chile

¹²Vatican Observatory, V00120 Vatican City State, Italy

no clearly preferred system inclination, the dynamical fit with $i = 90^\circ$ provides the best combination of goodness-of-fit and long-term dynamical stability.

Subject headings: planetary systems: individual (HD 73526) – techniques: radial velocities – methods: N-body simulations

1. Introduction

The ever-growing population of known multiple-planet systems has proven to be an exceedingly useful laboratory for testing models of planetary system formation and dynamical evolution. Of particular interest are the systems which are in, or near, resonant configurations. A number of such systems have been identified from radial-velocity surveys, with some notable examples including GJ 876 (Marcy et al. 2001), HD 128311 (Vogt et al. 2005), HD 82943 (Mayor et al. 2004), and HD 200964 (Johnson et al. 2011). Wright et al. (2011) noted that about 1/3 of well-characterized multi-planet systems were in such low-order period commensurabilities. The *Kepler* mission has revealed hundreds of candidate multiply-transiting planetary systems (Borucki et al. 2010; Batalha et al. 2013), some of which are in or near low-order resonances (Lissauer et al. 2011; Steffen et al. 2013). One emerging trend from the *Kepler* results is that a significant number of such near-resonant planet pairs are outside of the resonance (Fabrycky et al. 2012; Veras & Ford 2012; Lee et al. 2013), with an excess population slightly wide of the resonance, and a deficit of planet pairs just inside the resonance (Lithwick & Wu 2012).

Marti et al. (2013) recently showed that the 4:2:1 Laplace resonance in the GJ 876 system (Rivera et al. 2010; Baluev 2011) acts to stabilise the three outer planets, constraining their mutual inclinations to less than 20 degrees and $e_3 \lesssim 0.05$. Tan et al. (2013) applied a dynamical fitting approach to 10 years of precise Keck radial velocities of the HD 82943 2:1 resonant system (Lee et al. 2006). They found a best fit at an inclination of $20 \pm 4^\circ$ to the sky plane, which was dynamically stable despite the high planetary masses implied by that inclination. Interestingly, *Herschel* debris disk observations reported by Kennedy et al. (2013) show that the disk has a similar line-of-sight inclination of $27 \pm 4^\circ$. These examples show how planetary systems can be characterized with multiple complementary approaches.

HD 73526 is one of 20 stars added to the Anglo-Australian Planet Search (AAPS) in late 1999, based on high metallicity and the then-emerging planet-metallicity correlation (Laughlin 2000; Valenti & Fischer 2005). The first planet, HD 73526b (Tinney et al. 2003), was reported to have period $P = 190.5 \pm 3.0$ d, eccentricity $e = 0.34 \pm 0.08$, and a minimum mass $m \sin i = 3.0 \pm 0.3 M_{\text{Jup}}$. Tinney et al. (2006) reported a second planet with $P =$

376.9±0.9 days, placing it in the 2:1 resonance with the inner planet. The authors noted that the 2:1 period commensurability appears to be common, with 4 of the 18 then-known multiple systems moving on such orbits. The HD 73526 planetary system was reported in a 2:1 mean motion resonance (MMR), with θ_1 librating around 0° and θ_2 circulating (Tinney et al. 2006), where θ_1 and θ_2 are the lowest order, eccentricity-type 2:1 MMR angles:

$$\theta_1 = \lambda_1 - 2\lambda_2 + \varpi_1, \quad (1)$$

$$\theta_2 = \lambda_1 - 2\lambda_2 + \varpi_2. \quad (2)$$

Here, λ is the mean longitude, ϖ is the longitude of periapse, and subscripts 1 and 2 represent the inner and outer planets, respectively. This type of 2:1 MMR configuration is dynamically interesting as it cannot be produced by smooth migration capture alone (Beauge et al. 2003; Ferraz-Mello et al. 2003; Lee 2004; Beauge et al. 2006; Michtchenko et al. 2008), and alternative mechanisms have been suggested to produce such configuration.

The resonant property of the HD 73526 planets makes this an interesting system in terms of its dynamical evolution. Subsequent work has focused on how planets get into the 2:1 resonance in this and other exoplanetary systems. Sándor et al. (2007) proposed that the HD 73526 system experienced both migration and a sudden perturbation (planet-planet scattering or rapid dissipation of the protoplanetary disk) which combined to drive the system into the observed 2:1 resonance. Similarly, Zhang et al. (2010) suggested that the HD 73526 and HD 128311 systems, both of which are in 2:1 librating-circulating resonances, arrived in that configuration via a hybrid mechanism of scattering and collisions with terrestrial planetesimals. Scattering into low-order resonances was also implicated by Raymond et al. (2008) as a likely formation mechanism, where scattering events drive the two larger planets into a resonance while ejecting the smaller planet. In summary, there is general agreement that the HD 73526 system did not arrive in the 2:1 resonance by smooth migration alone.

The aim of this work is to provide an updated set of parameters for the HD 73526 system, based on a further 6 years of AAPS observations, as well as new data from Magellan (Section 2). In addition, we perform Keplerian and full dynamical fits to the complete data set (Section 3). In Section 4, we present detailed dynamical stability maps of the system, using both the parameters from the Keplerian and dynamical fits. Finally, in Section 5 we offer conclusions on the architecture of the system based on the combination of our orbit fitting and dynamical stability analysis.

2. Observations

2.1. Anglo-Australian Telescope

AAPS Doppler measurements are made with the UCLES echelle spectrograph (Diego et al. 1991). An iodine absorption cell provides wavelength calibration from 5000 to 6200 Å. The spectrograph point-spread function and wavelength calibration are derived from the iodine absorption lines embedded on every pixel of the spectrum by the cell (Valenti et al. 1995; Butler et al. 1996). The result is a precision Doppler velocity estimate for each epoch, along with an internal uncertainty estimate, which includes the effects of photon-counting uncertainties, residual errors in the spectrograph PSF model, and variation in the underlying spectrum between the iodine-free template, and epoch spectra observed through the iodine cell. All velocities are measured relative to the zero-point defined by the template observation. A total of 36 AAT observations have been obtained since 1999 Feb 2 (Table 1) and used in the following analysis, representing a data span of 4836 days. The exposure times range from 300 to 900 sec, and the mean internal velocity uncertainty for these data is 4.1 m s^{-1} .

2.2. Magellan Telescope

Since HD 73526 is among the faintest AAPS targets ($V = 9.0$), we have obtained supplemental observations with the Planet Finder Spectrograph (PFS) (Crane et al. 2006, 2008, 2010) on the 6.5m Magellan II (Clay) telescope. The PFS is a high-resolution ($R \sim 80,000$) echelle spectrograph optimised for high-precision radial-velocity measurements (e.g. Albrecht et al. 2011, 2012; Anglada-Escudé et al. 2012; Arriagada et al. 2013). The PFS also uses the iodine cell method, as described above, to obtain precise radial velocities. The 20 measurements of HD 73526 are given in Table 2. The data span 856 days and have a mean internal uncertainty of 1.2 m s^{-1} .

3. Orbit Fitting

3.1. Noninteracting Keplerian Fit

New radial-velocity observations of exoplanetary systems can sometimes result in substantial modification of the best-fit planetary orbits. For example, the two planets in the HD 155358 system were initially reported to be in orbital periods of 195 and 530 days (Cochran et al. 2007). A further five years of observations revealed that the outer planet actually has an orbital period of 391.9 days, and is trapped in the 2:1 mean-motion resonance

(Robertson et al. 2012a). In light of the possibility that the best-fit orbits of the two planets may be significantly different than initially presented in Tinney et al. (2006), we begin our orbit fitting process with a wide-ranging search using a genetic algorithm. This approach is often used when the orbital parameters of a planet candidate are highly uncertain (e.g. Tinney et al. 2011; Wittenmyer et al. 2012a; Horner et al. 2012a), or when data are sparse (Wittenmyer et al. 2011). We allowed the genetic algorithm to search a wide parameter space, and it ran for 50,000 iterations, testing a total of about 10^7 possible configurations. We then fit the two data sets simultaneously using *GaussFit* (Jefferys et al. 1987), a generalized least-squares program used here to solve a Keplerian radial-velocity orbit model. The *GaussFit* model has the ability to allow the offsets between multiple data sets to be a free parameter. The parameters of the best 2-planet solution obtained by the genetic algorithm were used as initial inputs to *GaussFit*, and a jitter of 3.3 m s^{-1} was added in quadrature to the uncertainty of each observation (following Tinney et al. 2006). The best-fit Keplerian solutions are given in Table 3; planetary minimum masses $m \sin i$ are derived using a stellar mass of $1.014 \pm 0.046 M_{\odot}$ (Takeda et al. 2007). This fit has a reduced χ^2 of 1.63 and a total RMS of 6.32 m s^{-1} (AAT – 7.67 m s^{-1} ; PFS – 2.75 m s^{-1}).

3.2. Dynamical Fit

Because the two planets are massive enough and orbit close enough to each other to be interacting, we also apply a full dynamical model to these data. This model includes the effects of planet-planet interactions, and can be used to place constraints on the system’s inclination to the sky plane, i , a quantity which cannot be determined from Keplerian fitting alone. The system inclination then sets the true masses of the planets. The technique is described fully in Tan et al. (2013) for the HD 82943 two-planet system. The Levenberg-Marquardt (Press et al. 1992) method is adopted as our fitting method. Using the Keplerian best fit as an initial guess, assuming coplanar edge-on orbits, the Levenberg-Marquardt algorithm converges to a local minimum with χ_{ν}^2 of about 1.70 and RMS of about 6.54 m s^{-1} . Based on this local minimum, we conduct a parameter grid search (Lee et al. 2006; Tan et al. 2013) to ensure a global search for the best fit. This minimum is indeed a global dynamical best fit assuming coplanar edge-on orbits; two other local minima with slightly larger χ_{ν}^2 have been found. The coplanar edge-on best-fit parameters are listed in Table 4, with their error bars determined by the covariance matrix. This fit and its residuals are shown in the left panel of Figure 1. The right panel of Figure 1 shows that both resonance angles are librating, with amplitudes of $\pm 40^{\circ}$ (θ_1) and $\pm 60^{\circ}$ (θ_2).

Assuming the planets are in coplanar orbits, we then allow the inclination to the sky

plane to vary along with other fitting parameters. Figure 2 shows χ^2 and RMS as a function of $\sin i$, and Figure 3 shows best-fit parameters as a function of $\sin i$. The χ^2 curve is shallow in the range of $\sin i \gtrsim 0.6$, but then shows a clear local minimum at $\sin i \sim 0.36$ ($i = 20.8^\circ$). Two further local minima were found, at inclinations of $i = 90^\circ$ and 40.2° . The parameters of these three solutions are given in Table 4; the planetary masses scale accordingly as $1/\sin i$, resulting in more massive planets for the low-inclination solutions.

The χ^2 curve and fitting parameters (Fig. 3) show discontinuities along the $\sin i$ axis, especially those near $\sin i \sim 0.43$. To understand these discontinuities, we explore grids in different fixed $\sin i$, to see the evolution of the parameter space along different inclinations. Figure 4 shows K_1 - K_2 grids for different $\sin i$. Initially when the orbits are at $\sin i \sim 0.43$, there is only one χ^2 minimum ($K_1 \sim 84$). Then a new local minimum ($K_1 \sim 82$) appears around $\sin i = 0.427$, whose fitting parameters are significantly different from the original minimum ($K_1 \sim 84$). When $\sin i$ drops down to 0.425, the original minimum vanishes and the new one becomes a single minimum in parameter space. The appearance of the additional χ^2 minimum results in the big “jump” of fitting parameters at about $\sin i = 0.43$ (see Fig. 3).

In summary, we have four possible configurations for this system (one Keplerian fit and three dynamical fits). The four solutions are not substantially different from one another, apart from the $\sin i$ factor for the three solutions in Table 4, which serves to increase the planetary masses relative to the Keplerian scenario in which we have assumed the planets to be at their minimum masses ($m \sin i$). As a first-order check of dynamical stability, the best-fit system configuration at each inclination was integrated for 10^8 yr. For all fits so tested, at inclinations of 26.7, 30.0, 33.4, 36.9, 40.0, and 90.0 degrees ($\sin i = 0.45, 0.5, 0.55, 0.6, 0.64, 1.0$), the systems remained stable for 10^8 yr. However, since dynamical stability is highly dependent on the initial conditions, we expand on these tests in the next section to obtain a more robust and complete picture of the stability of the various configurations.

4. Dynamical Stability Testing

We have found four possible solutions for the HD 73526 system, which significantly differ in inclination (and hence the planetary masses). It is therefore critical to perform dynamical stability tests on these configurations, as the solution with the absolute χ^2 minimum may prove dynamically unfeasible.

4.1. Long-Term Stability

When analyzing any multiple-planet system, it is prudent to investigate the long-term dynamical stability of the system. As more multi-planet systems are discovered, the announcement of planetary systems which turn out to be dynamically unfeasible has become increasingly common. Detailed N-body simulations can be used to test the veracity of planet claims. Sometimes the results of such tests have shown that some systems simply cannot exist in their proposed configuration on astronomically relevant timescales (e.g. Horner et al. 2011; Wittenmyer et al. 2012a; Horner et al. 2012b; Wittenmyer et al. 2013). In other cases, dynamical testing can place additional constraints on planetary systems, particularly when the planets are in or near resonances (e.g. Robertson et al. 2012a,b; Wittenmyer et al. 2012c). In this section, we examine the various solutions for the HD 73526 system, performing detailed dynamical tests of the planetary system configurations as given in Tables 3 and 4. Given that the four solutions are not substantially different from each other in terms of goodness-of-fit, these dynamical stability tests can serve to discern which scenario is most plausible: a solution which is favored by the fitting process may prove to be unstable and hence unfeasible.

4.2. Procedure

As in our previous dynamical work (e.g. Marshall et al. 2010; Wittenmyer et al. 2012b; Horner et al. 2012a), we used the Hybrid integrator within the *N*-body dynamics package MERCURY (Chambers 1999) to perform our integrations. We held the initial orbit of the inner planet fixed at its best-fit parameters, as given in Table 3, and then created 126,075 test systems. In those test systems, the initial orbit of the outer planet was varied systematically in semi-major axis a , eccentricity e , periastron argument ω , and mean anomaly M , resulting in a 41x41x15x5 grid of “clones” spaced evenly across the 3σ range in those parameters. We assumed the planets were coplanar with each other and, for the Keplerian case, we assigned masses equivalent to their minimum mass, $m \sin i$ (Table 3). We then followed the dynamical evolution of each test system for a period of 100 million years, and recorded the times at which either of the planets was removed from the system. Planets were removed if they collided with one another, hit the central body, or reached a barycentric distance of 10 AU.

We performed these dynamical simulations for the Keplerian fit ($i = 90^\circ$), the dynamical fit at $i = 90^\circ$, and the lowest-inclination dynamical fit: the configuration given in Table 4 at $i = 20.8^\circ$. For the latter scenario, the planet masses were scaled according to the derived system inclination i . Clearly, the masses of the planets are a proxy for the expected dynamical stability – systems containing more-massive planets are likely to be less stable. Hence, the

three scenarios we have tested, at $i = 90^\circ$ and $i = 20.8^\circ$, represent the extremes of dynamical stability (or instability) for the HD 73526 system.

To explore the effects of mutual inclinations between the planets, we performed five additional N-body simulations, for scenarios in which the two planets were inclined with respect to each other. These simulations were set up exactly as described above, using the parameters of the Keplerian solution (Table 3), except at a lower resolution due to computing limitations: a $21 \times 21 \times 5 \times 5$ grid in a , e , ω , and M . Five runs were performed, at mutual inclinations of 5, 15, 45, 135, and 180 degrees. The latter two cases represent retrograde scenarios, which can sometimes allow for a larger range of dynamically stable orbits (Eberle & Cuntz 2010; Horner et al. 2011).

4.3. Results

The results of our dynamical stability simulations for the Keplerian solution are shown in Figure 5. We show six panels, for the coplanar and five mutually-inclined scenarios as described above. For the coplanar and 5-degree cases (panels a and b), the best-fit set of parameters (shown by the open square with 1σ crosshairs) lies in a region of moderate stability, with mean system survival times of $\sim 10^6$ years. The stability rapidly degrades as the inclination between the planets becomes significant, and even for retrograde cases (panels e and f), the nominal best-fit system destabilizes within 10^4 yr. From these simulations, we can conclude that the HD 73526 planets are most likely coplanar with each other. Panels (a) and (b) also show that the stability of the system increases as the outer planet takes on lower eccentricities. For $e \lesssim 0.2$, mean survival times exceed 10^7 yr. This is not a surprising result, as high eccentricities generally increase the possibility of strong interactions or even orbit crossings (though systems in protected resonances may remain stable for some values of M and ω). Indeed, the statistics of multi-planet systems show that planets in multiple systems tend to have lower eccentricities (Wright et al. 2009; Wittenmyer et al. 2009).

As shown in Figure 5, the Keplerian best-fit solution is stable on million-year timescales. However, the colored squares in Figure 5 represent the *mean* survival times across the range of mean anomalies and ω tested. As the best-fit solution for the HD 73526 system places the planets on resonant orbits, their stability will naturally be highly sensitive to the values of these angles. Hence, Figure 6 shows the outcomes of the 75 individual simulations performed at the best-fit a and e spanning a 5×15 grid in M and ω . We see that the nominal solution (where a and e are fixed at the best-fit values) lies at the point of maximum stability. While this is reassuringly consistent with our expectations of enhanced stability within the resonance, we caution that each colored square in Figure 6 represents only a single run, and

dynamical evolution is known to be a chaotic process (e.g. Horner et al. 2004a,b).

The long-term stability results for the dynamical fit with $i = 90^\circ$ are shown in Figure 7. It is immediately apparent that this solution results in a higher degree of stability, with the entire one-sigma region exhibiting mean lifetimes exceeding 10^7 yr. The right panel of Figure 7 shows the results from the 75 individual runs in the central best-fit square, as in Figure 6. For this case, when we examine the dependence on M and ω , we see that the entire diagonal region (including the best fit) is stable for 10^8 years. In contrast, Figure 8 shows the dynamical stability of the $i = 20.8^\circ$ solution from Table 4. Though this fit is formally almost as good as the Keplerian fit, the increased masses implied by the inclination render the system unstable on short timescales (1000 yr).

5. Discussion and Conclusions

We have fit the HD 73526 system using both kinematic and dynamical techniques, yielding four possible solutions. There are no compelling differences between the four models in terms of their goodness-of-fit statistics or derived planetary parameters. The only significant distinguishing characteristics are the planet masses derived from the system inclinations in the dynamical fits (Table 4). We thus turned to a detailed dynamical stability mapping procedure in which we tested a broad range of parameters about the best-fit solutions.

Our dynamical stability testing showed that the Keplerian model yielded a system which was stable on million-year time scales, with stability increasing for lower eccentricities (Figure 5). The interacting dynamical fitting procedure gave three “best” solutions, one of which was at a system inclination of 90° (giving planet masses equal to the $m \sin i$ minimum masses used in the Keplerian model). Our stability testing for the inclined solution at $i = 20.8^\circ$ resulted in severe instability throughout the allowed 3σ parameter space. The increased planetary masses for the low-inclination solutions appear to destabilize the system on astronomically short timescales (<1000 yr). This result leads us to reject the $i = 20.8^\circ$ scenario. While the individual best-fit solutions proved stable for $i > 26.7^\circ$ (as noted in Section 3.2), it is clear that the region of long-term stability expands as the system inclination increases. We thus adopt the $i = 90^\circ$ dynamical fit for two primary reasons: first, the planets are massive enough that they are certainly interacting with each other, as evidenced by the 2:1 resonant configuration; and second, this fit proved to be significantly more stable than the Keplerian fit (Figure 5). We note in passing that if the system’s inclination is indeed near 90° , there is the possibility that one or both planets transit.

This work has shown how dynamical stability considerations can serve to constrain the

configuration of a planetary system when the χ^2 surface is such that a clear minimum is not evident (e.g. Campanella 2011). We have combined two fitting methods with the detailed dynamical simulations to present an updated view of the interesting 2:1 resonant planetary system orbiting HD 73526.

This research has made use of NASA’s Astrophysics Data System (ADS), and the SIMBAD database, operated at CDS, Strasbourg, France. This research has also made use of the Exoplanet Orbit Database and the Exoplanet Data Explorer at exoplanets.org (Wright et al. 2011). M.H.L. was supported in part by the Hong Kong RGC grant HKU 7024/13P. DM acknowledges funding from the BASAL CATA Center for Astrophysics and Associated Technologies PFB-06, and the The Milky Way Millennium Nucleus from the Ministry for the Economy, Development, and Tourism’s Programa Iniciativa Científica Milenio P07-021-F.

REFERENCES

- Albrecht, S., Winn, J. N., Johnson, J. A., et al. 2011, *ApJ*, 738, 50
- Albrecht, S., Winn, J. N., Butler, R. P., et al. 2012, *ApJ*, 744, 189
- Anglada-Escudé, G., Arriagada, P., Vogt, S. S., et al. 2012, *ApJ*, 751, L16
- Arriagada, P., Anglada-Escudé, G., Butler, R. P., et al. 2013, *ApJ*, 771, 42
- Baluev, R. V. 2011, *Celestial Mechanics and Dynamical Astronomy*, 111, 235
- Batalha, N. M., Rowe, J. F., Bryson, S. T., et al. 2013, *ApJS*, 204, 24
- Beaugé, C., Ferraz-Mello, S., & Michtchenko, T. A. 2003, *ApJ*, 593, 1124
- Beaugé, C., Michtchenko, T. A., & Ferraz-Mello, S. 2006, *MNRAS*, 365, 1160
- Borucki, W. J., Koch, D., Basri, G., et al. 2010, *Science*, 327, 977
- Butler, R. P., Marcy, G. W., Williams, E., McCarthy, C., Dosanjuh, P., & Vogt, S. S. 1996, *PASP*, 108, 500
- Campanella, G. 2011, *MNRAS*, 418, 1028
- Chambers, J. E. 1999, *MNRAS*, 304, 793
- Cochran, W. D., Endl, M., Wittenmyer, R. A., & Bean, J. L. 2007, *ApJ*, 665, 1407

- Crane, J. D., Shectman, S. A., Butler, R. P., et al. 2010, *Proc. SPIE*, 7735, 170
- Crane, J. D., Shectman, S. A., Butler, R. P., Thompson, I. B., & Burley, G. S. 2008, *Proc. SPIE*, 7014, 238
- Crane, J. D., Shectman, S. A., & Butler, R. P. 2006, *Proc. SPIE*, 6269, 96
- Diego, F., Charalambous, A., Fish, A. C., & Walker, D. D. 1990, *Proc. Soc. Photo-Opt. Instr. Eng.*, 1235, 562
- Duncan, M. J., Levison, H. F., & Lee, M. H. 1998, *AJ*, 116, 2067
- Eberle, J., & Cuntz, M. 2010, *ApJ*, 721, L168
- Fabrycky, D. C., Lissauer, J. J., Ragozzine, D., et al. 2012, arXiv:1202.6328
- Ferraz-Mello, S., Beaugé, C., & Michtchenko, T. A. 2003, *Celestial Mechanics and Dynamical Astronomy*, 87, 99
- Horner, J., Evans, N. W., & Bailey, M. E. 2004, *MNRAS*, 354, 798
- Horner, J., Evans, N. W., & Bailey, M. E. 2004, *MNRAS*, 355, 321
- Horner, J., Marshall, J. P., Wittenmyer, R. A., & Tinney, C. G. 2011, *MNRAS*, 416, L11
- Horner, J., Wittenmyer, R. A., Hinse, T. C., & Tinney, C. G. 2012a, *MNRAS*, 425, 749
- Horner, J., Hinse, T. C., Wittenmyer, R. A., Marshall, J. P., & Tinney, C. G. 2012b, *MNRAS*, 427, 2812
- Jefferys, W. H., Fitzpatrick, M. J., & McArthur, B. E. 1987, *Celestial Mechanics*, 41, 39
- Johnson, J. A., Payne, M., Howard, A. W., et al. 2011, *AJ*, 141, 16
- Kennedy, G. M., Wyatt, M. C., Bryden, G., Wittenmyer, R., & Sibthorpe, B. 2013, *MNRAS*, in press. arXiv:1309.1466.
- Laughlin, G. 2000, *ApJ*, 545, 1064
- Lee, M. H. 2004, *ApJ*, 611, 517
- Lee, M. H., Butler, R. P., Fischer, D. A., Marcy, G. W., & Vogt, S. S. 2006, *ApJ*, 641, 1178
- Lee, M. H., Fabrycky, D., & Lin, D. N. C. 2013, *ApJ*, 774, 52
- Lissauer, J. J., Ragozzine, D., Fabrycky, D. C., et al. 2011, *ApJS*, 197, 8

- Lithwick, Y., & Wu, Y. 2012, *ApJ*, 756, L11
- Marcy, G. W., Butler, R. P., Fischer, D., et al. 2001, *ApJ*, 556, 296
- Marshall, J., Horner, J., & Carter, A. 2010, *International Journal of Astrobiology*, 9, 259
- Marti, J. G., Giuppone, C. A., & Beauge, C. 2013, arXiv:1305.6768
- Mayor, M., Udry, S., Naef, D., et al. 2004, *A&A*, 415, 391
- Michtchenko, T. A., Beaugé, C., & Ferraz-Mello, S. 2008, *MNRAS*, 391, 215
- Mustill, A., Marshall, J., Villaver, E., Veras, D., Davis, P., Horner, J., & Wittenmyer, R. A. 2013, *MNRAS*, in press. arXiv:1309.3881.
- Pál, A. 2010, *MNRAS*, 409, 975
- Press, W. H., Teukolsky, S. A., Vetterling, W. T., & Flannery, B. P. 1992, Cambridge: University Press, —c1992, 2nd ed.,
- Raymond, S. N., Barnes, R., Armitage, P. J., & Gorelick, N. 2008, *ApJ*, 687, L107
- Rivera, E. J., Laughlin, G., Butler, R. P., et al. 2010, *ApJ*, 719, 890
- Robertson, P., Endl, M., Cochran, W. D., et al. 2012a, *ApJ*, 749, 39
- Robertson, P., Horner, J., Wittenmyer, R. A., et al. 2012b, *ApJ*, 754, 50
- Sándor, Z., Kley, W., & Klagyivik, P. 2007, *A&A*, 472, 981
- Steffen, J. H., Fabrycky, D. C., Agol, E., et al. 2013, *MNRAS*, 428, 1077
- Takeda, G., Ford, E. B., Sills, A., et al. 2007, *ApJS*, 168, 297
- Tan, X., Payne, M. J., Lee, M. H., et al. 2013, *ApJ*, 777, 101
- Tinney, C. G., Butler, R. P., Marcy, G. W., et al. 2003, *ApJ*, 587, 423
- Tinney, C. G., Butler, R. P., Marcy, G. W., et al. 2006, *ApJ*, 647, 594
- Tinney, C. G., Wittenmyer, R. A., Butler, R. P., Jones, H. R. A., O’Toole, S. J., Bailey, J. A., Carter, B. D., & Horner, J. 2011, *ApJ*, 732, 31
- Valenti, J. A., Butler, R. P. & Marcy, G. W. 1995, *PASP*, 107, 966.
- Valenti, J. A., & Fischer, D. A. 2005, *ApJS*, 159, 141

- Veras, D., & Ford, E. B. 2012, MNRAS, 420, L23
- Vogt, S. S., Butler, R. P., Marcy, G. W., et al. 2005, ApJ, 632, 638
- Wittenmyer, R. A., Endl, M., Cochran, W. D., Levison, H. F., & Henry, G. W. 2009, ApJS, 182, 97
- Wittenmyer, R. A., Endl, M., Wang, L., et al. 2011, ApJ, 743, 184
- Wittenmyer, R. A., Horner, J., Marshall, J. P., Butters, O. W., & Tinney, C. G. 2012, MNRAS, 419, 3258
- Wittenmyer, R. A., Horner, J., Tuomi, M., et al. 2012b, ApJ, 753, 169
- Wittenmyer, R. A., Horner, J., & Tinney, C. G. 2012c, ApJ, 761, 165
- Wittenmyer, R. A., Horner, J., & Marshall, J. P. 2013, MNRAS, 431, 2150
- Wright, J. T., et al. 2011, PASP, 123, 412
- Wright, J. T., Veras, D., Ford, E. B., et al. 2011, ApJ, 730, 93
- Wright, J. T., Upadhyay, S., Marcy, G. W., et al. 2009, ApJ, 693, 1084
- Zhang, N., Ji, J., & Sun, Z. 2010, MNRAS, 405, 2016
- Zorotovic, M., & Schreiber, M. R. 2013, A&A, 549, A95

Table 1. AAT/UCLES Radial Velocities for HD 73526

JD-2400000	Velocity (m s^{-1})	Uncertainty (m s^{-1})
51212.13020	7.91	5.40
51213.13145	0.32	5.37
51214.23895	5.52	6.54
51236.14647	15.70	6.62
51630.02802	3.91	5.12
51717.89996	-190.60	7.09
51920.14186	-77.28	6.45
51984.03780	10.04	4.87
52009.09759	12.38	4.21
52060.88441	-105.26	3.73
52091.84653	-223.76	6.76
52386.90032	-2.62	3.46
52387.89210	1.72	2.86
52420.92482	-66.78	3.28
52421.91992	-64.87	3.23
52422.86019	-66.65	3.34
52424.92369	-77.31	7.02
52454.85242	-151.57	3.44
52655.15194	-81.59	3.53
53008.13378	0.13	2.42
53045.13567	-95.56	3.20
53399.16253	-52.76	2.97
53482.87954	20.95	2.02
53483.88740	26.55	2.59
53485.96240	22.83	3.65
53488.93814	14.81	2.33
53506.88650	5.03	2.25
53508.91266	11.94	2.03
53515.89441	-4.01	2.89
53520.91025	-4.97	3.27
54041.18613	-14.76	7.28
54549.03413	-97.63	2.83
54899.03133	-7.35	4.24
55315.92532	-91.43	3.06
55997.03979	62.28	4.10
56048.94441	-57.19	4.16

Table 2. Magellan/PFS Radial Velocities for HD 73526

JD-2400000	Velocity (m s^{-1})	Uncertainty (m s^{-1})
55582.79672	14.7	1.2
55584.75698	20.6	1.2
55585.74045	22.1	1.2
55587.77487	28.3	1.0
55588.71850	28.4	0.9
55663.53102	-60.3	1.1
55668.54537	-73.8	0.8
55672.50855	-94.5	0.8
55953.76750	0.4	1.3
55955.71181	0.0	1.1
56282.77476	-135.9	1.5
56292.76731	-101.0	1.3
56345.67804	23.1	1.2
56355.63611	33.8	1.3
56357.65331	33.0	1.2
56358.70107	39.4	2.4
56428.46819	-99.9	1.2
56431.48616	-105.3	1.7
56434.49819	-110.7	1.1
56438.46472	-119.0	1.1

Table 3. Keplerian Orbital Solutions

Planet	Period (days)	T_0 (JD-2400000)	e	ω (degrees)	K (m s^{-1})	$m \sin i$ (M_{Jup})	a (AU)
HD 73526 b	188.9 \pm 0.1	52856 \pm 2	0.29 \pm 0.03	196 \pm 5	82.7 \pm 2.5	2.25 \pm 0.12	0.65 \pm 0.01
HD 73526 c	379.1 \pm 0.5	53300 \pm 10	0.28 \pm 0.05	272 \pm 10	65.1 \pm 2.6	2.25 \pm 0.13	1.03 \pm 0.02

Table 4. Dynamical Fit Solutions

Parameter	Planet b	Planet c
K [m s^{-1}]	85.4 ± 2.3	62.3 ± 1.8
Period [days]	189.65 ± 0.21	376.93 ± 0.69
Eccentricity	0.265 ± 0.021	0.198 ± 0.029
ω [deg]	198.3 ± 3.6	294.5 ± 11.3
Mean anomaly [deg]	105.0 ± 5.0	153.4 ± 9.0
a [AU]	0.65 ± 0.01	1.03 ± 0.02
i [deg]	90.0	
Mass [M_{Jup}]	2.35 ± 0.12	2.19 ± 0.12
χ^2_{ν}	1.70	
RMS [m s^{-1}]	6.54	
K [m s^{-1}]	83.0 ± 2.1	61.5 ± 1.6
Period [days]	189.01 ± 0.27	379.32 ± 0.92
Eccentricity	0.292 ± 0.022	0.244 ± 0.026
ω [deg]	202.3 ± 3.2	285.3 ± 10.6
Mean anomaly [deg]	102.8 ± 3.9	163.2 ± 8.3
a [AU]	0.65 ± 0.01	1.03 ± 0.02
i [deg]	40.2	
Mass [M_{Jup}]	3.50 ± 0.17	3.32 ± 0.17
χ^2_{ν}	1.72	
RMS [m s^{-1}]	6.59	
K [m s^{-1}]	81.4 ± 2.3	63.1 ± 1.6
Period [days]	189.43 ± 0.82	378.29 ± 2.81
Eccentricity	0.308 ± 0.020	0.293 ± 0.021
ω [deg]	205.7 ± 3.4	284.3 ± 9.9
Mean anomaly [deg]	99.5 ± 4.0	165.8 ± 6.8
a [AU]	0.649 ± 0.012	1.029 ± 0.021
i [deg]	20.8	
Mass [M_{Jup}]	6.22 ± 0.33	6.10 ± 0.31
χ^2_{ν}	1.80	
RMS [m s^{-1}]	6.76	

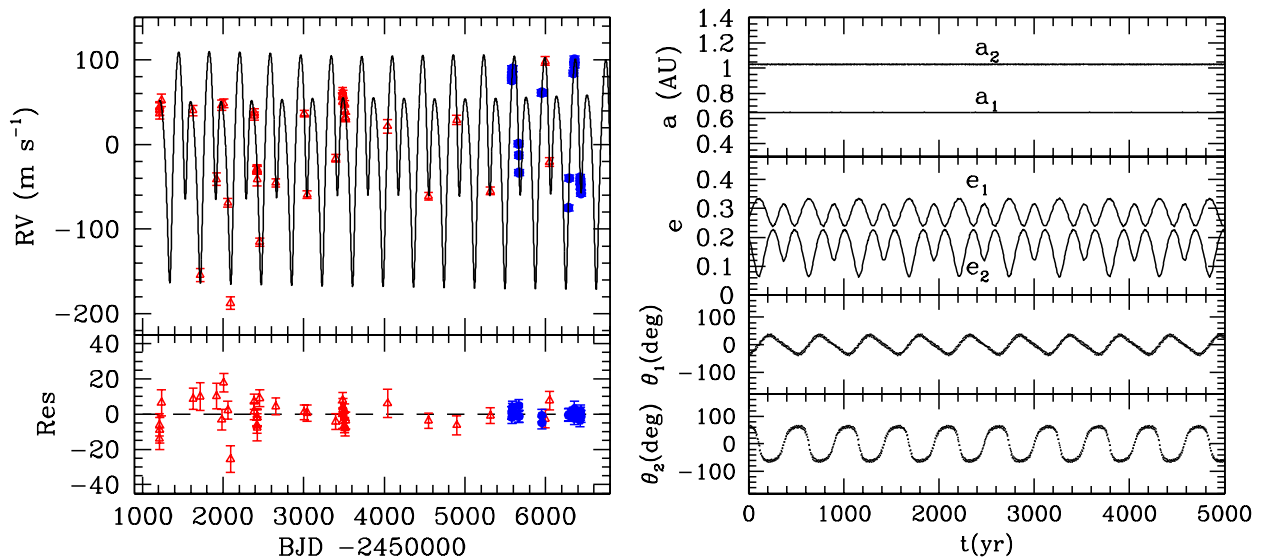


Fig. 1.— Radial-velocity curves and residuals from the coplanar edge-on dynamical fit in Table 4. Error bars include 3.3m s^{-1} of stellar jitter added in quadrature. Red points are AAT data while blue points are PFS data. The right panel shows the dynamical evolution of this system. The semimajor axes remain essentially constant, while the eccentricities show secular variations on timescales of centuries. The fit is in a 2:1 MMR with both θ_1 and θ_2 librating around 0 degrees.

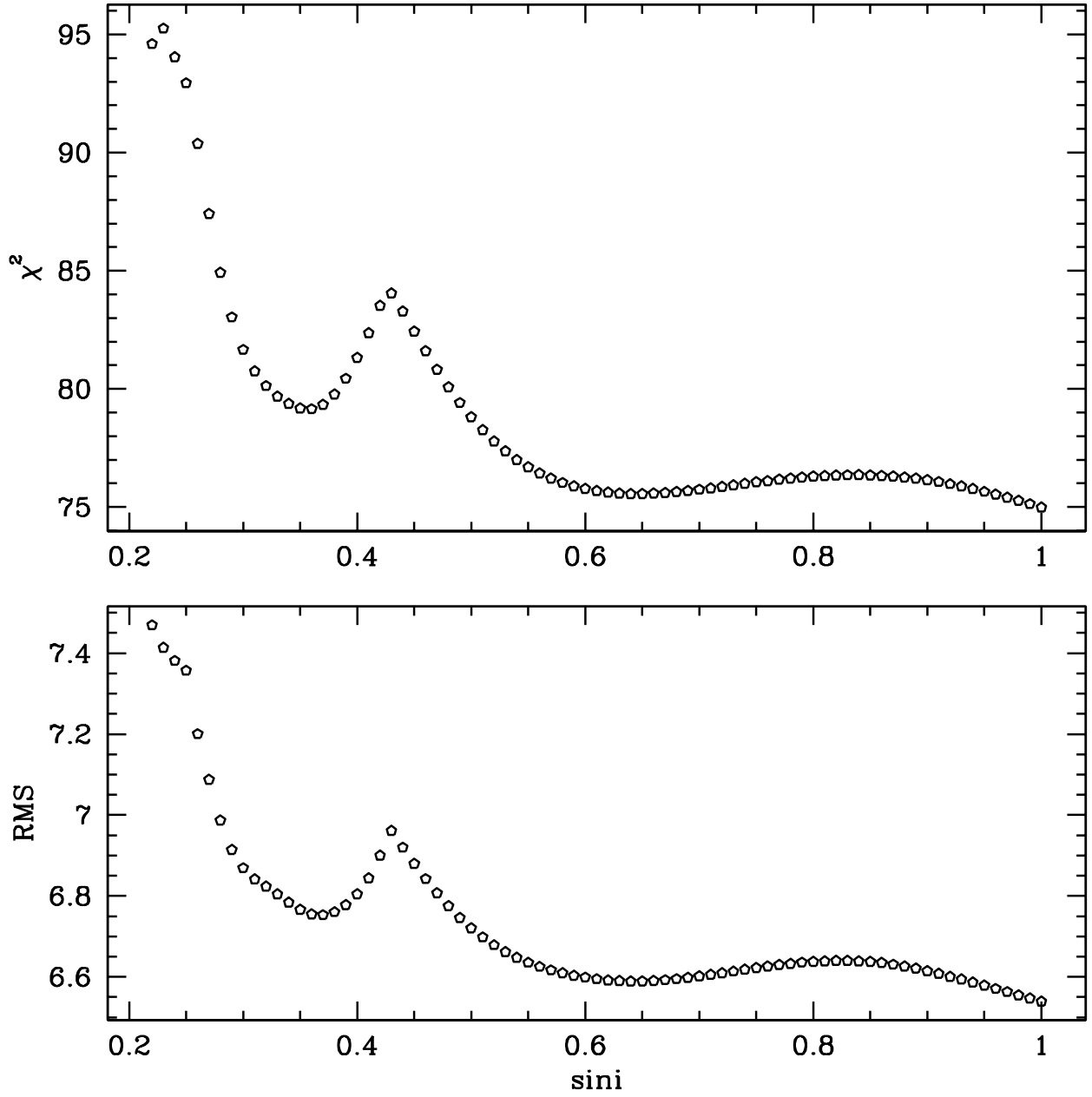


Fig. 2.— χ^2 and RMS as a function of $\sin i$.

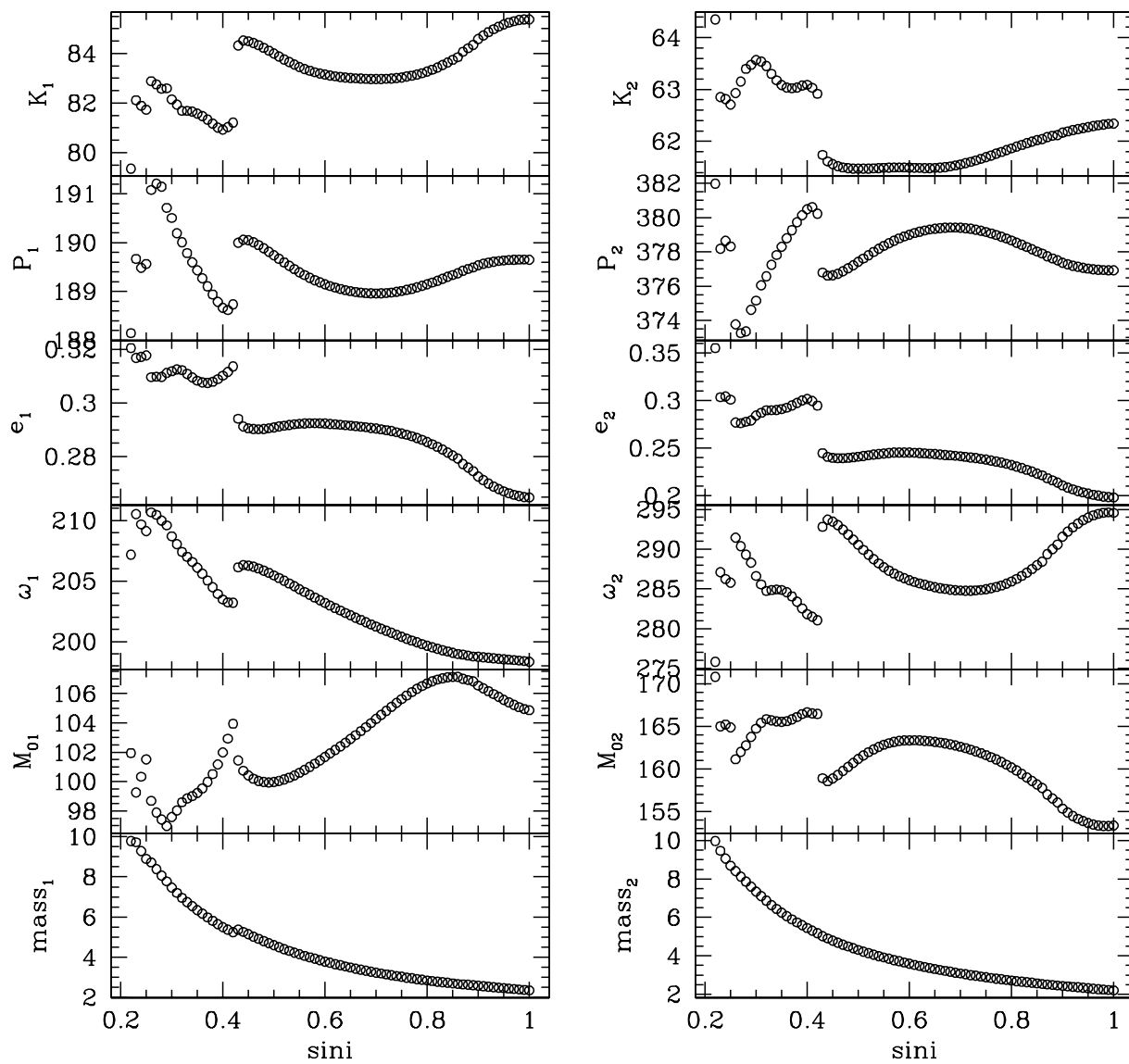


Fig. 3.— Best-fit parameters as a function of $\sin i$.

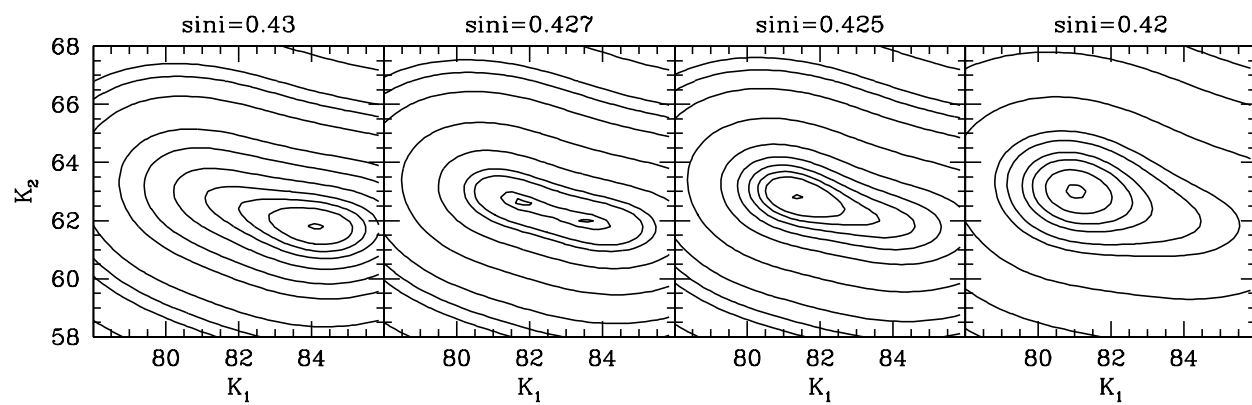


Fig. 4.— Evolution of χ^2_ν contours in K_1 - K_2 space with as a function of $\sin i$.

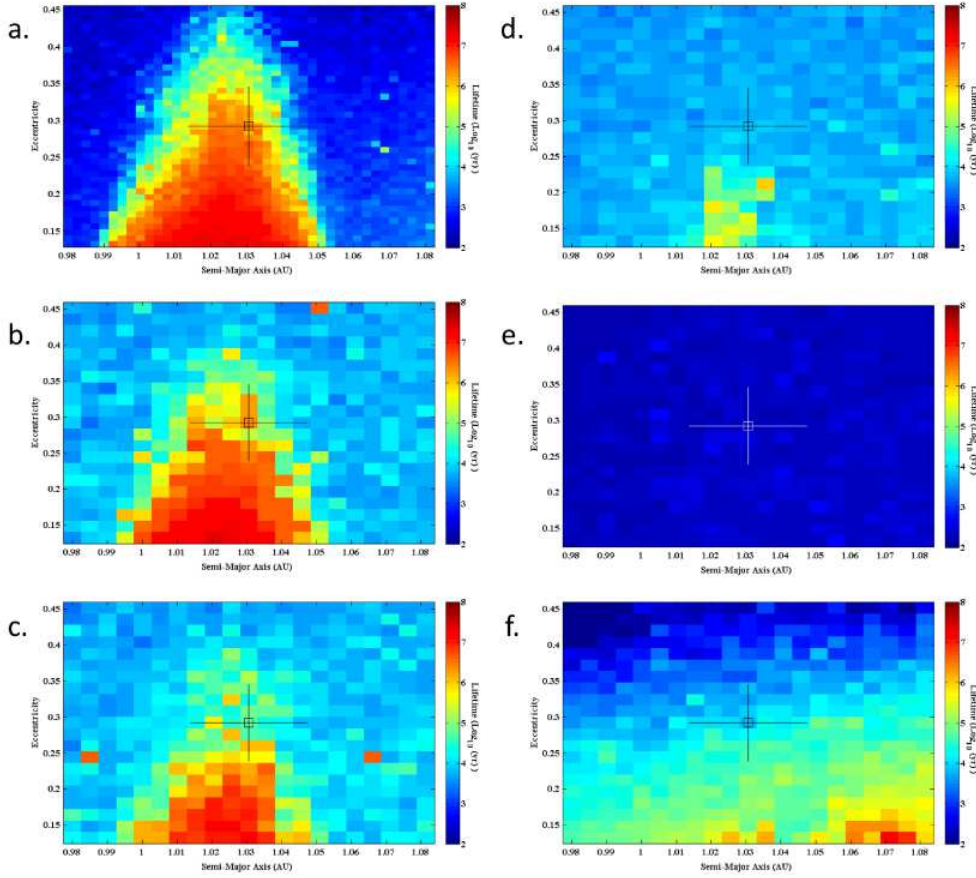


Fig. 5.— Dynamical stability of the HD 73526 system as a function of the outer planet’s initial eccentricity and semimajor axis. The best-fit Keplerian parameters (Table 3) are marked by the open box with 1σ crosshairs. Each colored square represents the mean lifetime of 75 unique $M-\omega$ combinations at that point in (e,a) for the outer planet. Panel (a) is the coplanar case, and panels (b)-(f) are the mutually-inclined scenarios, for inclinations of 5,15,45,135, and 180 degrees, respectively.

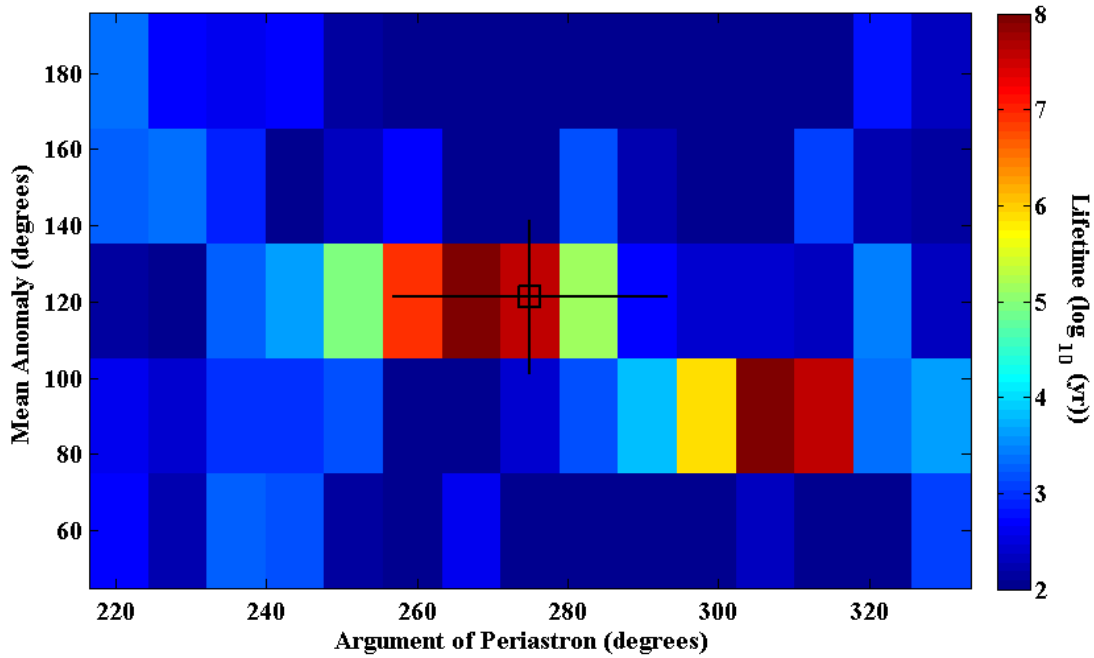


Fig. 6.— Dynamical stability of the best-fit Keplerian solution for the HD 73526 system for a 15x5 grid of ω and M . The semimajor axis and eccentricity have been fixed to their best-fit values. The colors and symbols have the same meaning as in Figure 5; this plot shows results from the 75 individual simulations which were averaged in the center colored square of Figure 5. The best-fit solution lies squarely in the most stable region of this subset of simulations.

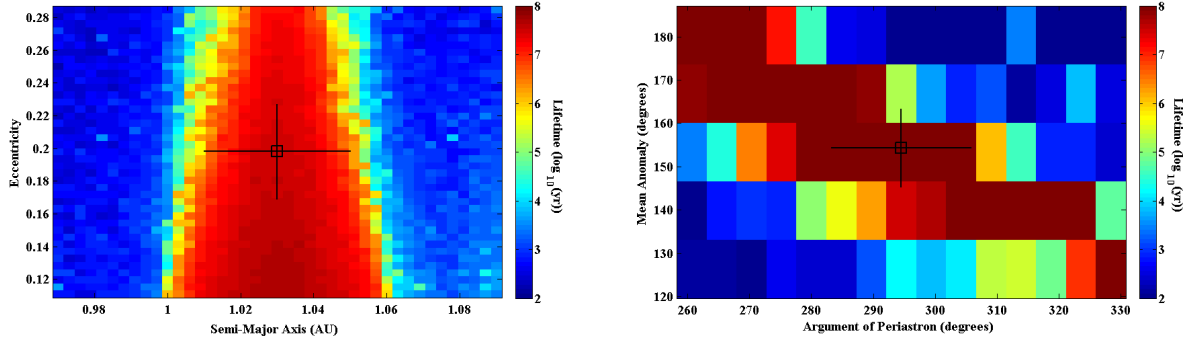


Fig. 7.— Left: Stability of the HD 73526 system as a function of the outer planet’s initial eccentricity and semimajor axis. The colors and symbols have the same meaning as in Figure 5. For this system, we used the $i = 90^\circ$ solution (Table 4). As compared to the Keplerian solution, this fit results in substantially enhanced stability throughout the 1σ range. Right: Same as Figure 6, but for the dynamical-fit $i = 90^\circ$ solution.

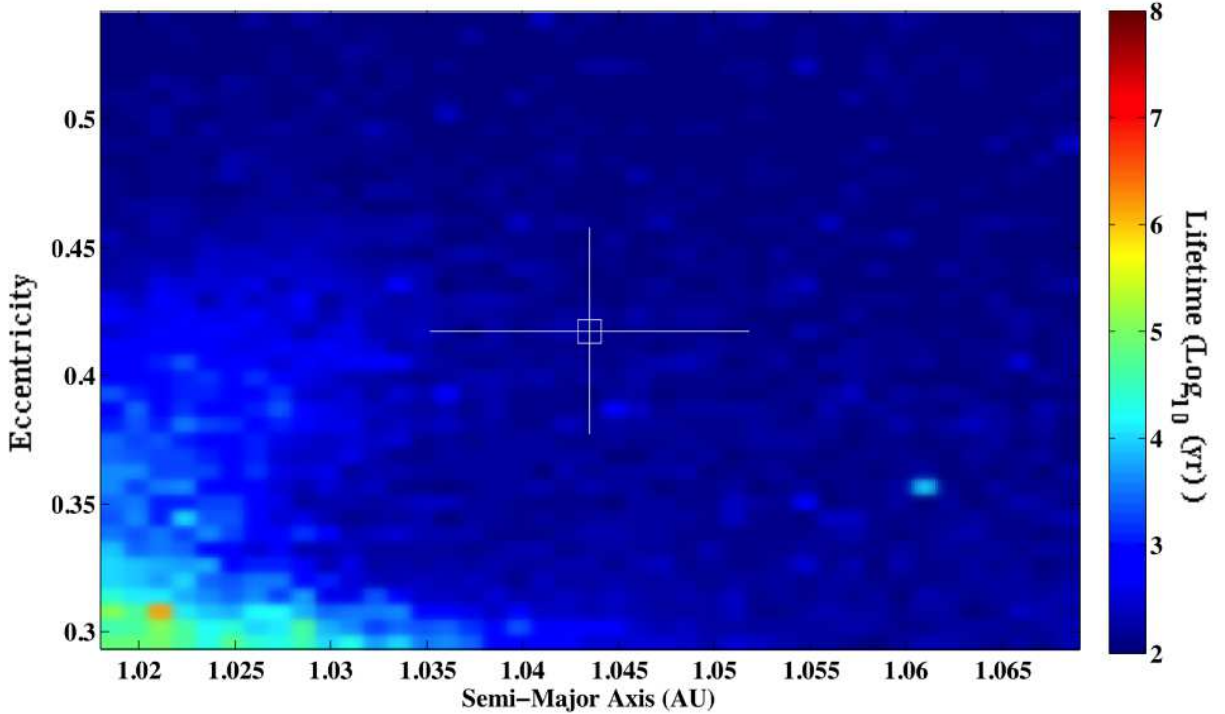


Fig. 8.— Same as Figure 7, but for the $i = 20.8^\circ$ solution (Table 4), resulting in higher masses for the planets. Hence, the system is much less stable than the minimum-mass case explored in Figure 7, with mean survival times of order 1000 years.