

The 2nd *Fermi* GBM Gamma-Ray Burst Catalog: The First Four Years

Andreas von Kienlin¹, Charles A. Meegan², William S. Paciesas³, P. N. Bhat²,
Elisabetta Bissaldi^{4,5}, Michael S. Briggs², J. Michael Burgess², David Byrne⁶, Vandiver Chaplin²,
William Cleveland³, Valerie Connaughton², Andrew C. Collazzi^{7,8}, Gerard Fitzpatrick⁶,
Suzanne Foley⁶, Melissa Gibby⁹, Misty Giles⁹, Adam Goldstein², Jochen Greiner¹,
David Gruber^{1,11}, Sylvain Guiriec¹⁰, Alexander J. van der Horst¹², Chryssa Kouveliotou⁷,
Emily Layden², Sheila McBreen⁶, Sinéad McGlynn⁶, Veronique Pelassa², Robert D. Preece²,
Arne Rau¹, Dave Tierney⁶, Colleen A. Wilson-Hodge¹², Shaolin Xiong², George Younes³ and
Hoi-Fung Yu^{1,13}

ABSTRACT

This is the second of a series of catalogs of gamma-ray bursts (GRBs) observed with the *Fermi* Gamma-ray Burst Monitor (GBM). It extends the first two-year catalog by two more years, resulting in an overall list of 953 GBM triggered GRBs. The intention of the GBM GRB catalog is to provide information to the community on the most important observables of the GBM detected GRBs. For each GRB the location and main characteristics of the prompt emission, the duration, peak flux and fluence are derived. The latter two quantities are calculated for the 50 – 300 keV energy band, where the maximum energy release of GRBs in the instrument reference system is observed and also for a broader energy band from 10 – 1000 keV, exploiting the full energy range of GBMs low-energy detectors. Furthermore, information is given on the settings and

¹Max-Planck-Institut für extraterrestrische Physik, Giessenbachstrasse 1, 85748 Garching, Germany

²University of Alabama in Huntsville, 320 Sparkman Drive, Huntsville, AL 35805, USA

³Universities Space Research Association, 320 Sparkman Drive, Huntsville, AL 35805, USA

⁴Istituto Nazionale di Fisica Nucleare, Sezione di Trieste, I-34127 Trieste, Italy

⁵Dipartimento di Fisica, Università di Trieste, I-34127 Trieste, Italy

⁶School of Physics, University College Dublin, Belfield, Stillorgan Road, Dublin 4, Ireland

⁷Astrophysics Office, ZP 12, NASA-Marshall Space Flight Center, Huntsville, AL 35812, USA

⁸NASA Postdoctoral Program, USA

⁹Jacobs Technology, Inc., Huntsville, Alabama

¹⁰NASA-Goddard Space Flight Center, Greenbelt, MD 20771, USA

¹¹Planetarium Südtirol, Gummer 5, 39053 Karneid, Italy

¹²Astronomical Institute, University of Amsterdam, Science Park 904, 1098 XH Amsterdam, The Netherlands

¹³Excellence Cluster Universe, Technische Universität München, Boltzmannstr. 2, 85748, Garching, Germany

modifications of the triggering criteria and exceptional operational conditions during years three and four in the mission. This second catalog is an official product of the *Fermi* GBM science team, and the data files containing the complete results are available from the High-Energy Astrophysics Science Archive Research Center (HEASARC).

Subject headings: catalogs – gamma-ray burst: general

1. Introduction

The *Fermi* Gamma-ray Burst Monitor (GBM), the secondary instrument onboard the *Fermi* Gamma-ray space Telescope (FGST), launched on 2008 June 11, is now operating successfully in space since five years. GBM’s main task is to augment the mission’s capability to detect and coarsely locate gamma-ray bursts (GRBs) and to provide broad spectral information. The GBM instrument extends the energy range of the main instrument, the Large Area Telescope (LAT: 30 MeV – 300 GeV) down to the soft gamma-ray and X-ray energy range (8 keV – 40 MeV). This allows for observations over more than seven decades in energy.

In the first four years of operation since triggering was enabled on 2008 July 12, GBM has triggered 2126 times on a variety of transient events: 954 of these are classified as GRBs (in one case the same GRB triggered GBM twice), 187 as bursts from soft gamma repeaters (SGRs), 261 as terrestrial gamma-ray flashes (TGFs), 394 as solar flares (SFs), 207 as charged particle (CPs) events, and 123 as other events (Galactic sources, accidental statistical fluctuations, or too weak to classify). Table 1 is a breakdown of the observed event numbers sorted by the time periods covered by the first GBM burst catalog: 2008 July 12 to 2010 July 11 and the additional two years included in the current second catalog: 2010 July 12 to 2012 July 11, separated according to the event type. In addition the numbers of Autonomous Repoint Requests (ARRs, described in Section 2.2 below) and GRBs detected by LAT, observed with high confidence above 100 MeV (and 20 MeV), are given (Ackermann et al. 2013). This catalog lists for each GRB the location and the main characteristics of the prompt emission, the duration, peak flux and fluence. Moreover the distributions of these derived quantities are presented.

The accompanying second spectral catalog (Gruber et al. 2013, submitted) provides information on the systematic spectral analysis of nearly all GRBs listed in the current catalog. Time-integrated fluence and peak flux spectra are presented for all GRBs. A catalog reporting time resolved spectral analysis of bright GRBs will be published later (Yu et al., in preparation). Detailed studies of various GBM GRB subsamples have been presented elsewhere (e.g. Ghirlanda et al. 2010; Guiriec et al. 2010; Lv et al. 2010; Bissaldi et al. 2011; Ghirlanda et al. 2011; Gruber et al. 2011a; Nava et al. 2011a,b; Zhang et al. 2011; Lu et al. 2012; Qin et al. 2013; Tsutsui & Shigeyama 2013).

In section 2 we briefly introduce the GBM detectors and the GBM GRB localization princi-

ple together with a description of the onboard triggering system and path of trigger information dissemination. Furthermore the GBM data products are presented. Section 3 reports the GRB trigger statistics of the first four years, comparing them with the triggers on other event classes. Exceptional operation conditions occurring during years 3 & 4 are also mentioned. A summary on the major steps of the catalog analysis is given in section 4. The catalog results are presented in section 5 and are discussed in section 6. Finally, in Section 7 we conclude with a summary.

2. The Gamma-ray Burst Monitor

2.1. Burst Detectors

The ability of the GBM to observe GRBs in the energy range of the maximum energy release in the instrument reference system and to provide energy coverage up to energies of the main instrument is achieved by employing two different kinds of scintillation detectors. In the energy range from 8 keV to 1 MeV, sodium iodide detectors (NaI) read out by a photomultiplier tube (PMT) are adopted. The capability to coarsely determine locations of triggered GRBs over the full unocculted sky is obtained by using twelve disk shaped NaI crystals, 12.7 cm diameter by 1.27 cm thick, each of which have a quasi-cosine response, and by arranging the NaI detectors around the spacecraft in such a way that each detector is observing the sky at a different inclination. The location of a GRB is calculated by comparing the measured individual detector counting rates with a lookup table, containing a list of relative detector rates for a grid of simulated sky locations. The on-board and on-ground lookup tables have resolutions of 5 degrees and 1 degree, respectively. With this method the limiting accuracy is approximately 8 degrees for on-board locations and approximately 4 degrees for on-ground locations. A detailed investigation of the GBM location accuracy can be found in (Connaughton et al. 2013, submitted). For the detection of the prompt gamma-ray emission in the MeV-range, between ~ 200 keV and 40 MeV, detectors employing the high Z high density scintillation material Bismuth Germanate (BGO) are used. Two detectors using large cylindrical BGO crystals, 12.7 cm diameter by 12.7 cm thick, each viewed by two photomultipliers, are mounted on opposite sides of the spacecraft, allowing observations of the full unocculted sky and providing spectral information up to the MeV regime for all GBM detected bright and hard GRBs. The GBM instrument is described in more detail in Meegan et al. (2009).

2.2. Trigger Dissemination and Data Products

The GBM trigger algorithms implemented in the flight software (FSW) monitor the background count rates of all NaI detectors for the occurrence of a significant count rate increase in different energy ranges and timescales with adjustable sensitivities. A trigger is only generated in case of simultaneous exceedance of the trigger threshold of at least two detectors, thus reducing the probability for false triggers. The concept of the trigger algorithm was adopted from the predeces-

tor instrument, the Burst and Transient Source Experiment (BATSE) on the *Compton Gamma-ray Observatory (CGRO)*, but with advancement in the number of parallel running algorithms. Compared to the BATSE FSW which allowed only for 3 algorithms, running at different timescales in one commandable energy band (Paciesas et al. 1999), the GBM FSW supports up to 119 trigger algorithms, 28 of which are currently in use. The parameters of all algorithms, i.e., integration time, energy channel range and time offset (see below), are adjustable by command. With the large number of algorithms and flexibility it is possible to investigate if the population of BATSE observed GRBs was eventually biased by the limited number of trigger algorithms. In addition, the capability was added to run a copy of a search algorithm which is offset in time compared to the original algorithm. From this an improvement in the trigger sensitivity (Band 2002; Band et al. 2004) is expected. The standard setting of the offset is half the timescale of the original algorithm. A summary of the actual settings (by July 2012) and the changes in the first four years of the mission is shown in Table 2.

Since GBM triggers on events with a broad range of origins in addition to GRBs, the FSW performs an automatic event classification by using a Bayesian approach that considers the event localization, spectral hardness, and the spacecraft geomagnetic latitude (Meegan et al. 2009). This information is very important and useful for the automated follow up observations. Furthermore the capabilities of the instrument to detect events other than GRB events were improved by tuning dedicated trigger algorithms.

In case of a trigger the most important parameters for rapid ground based observations, i.e., onboard localization, event classification, burst intensity and background rates, are downlinked as TRIGDAT data by opening a real-time communication channel through the Tracking and Data Relay Satellite System (TDRSS). In addition, these data are used in near real-time by the Burst Alert Processor (BAP), redundant copies of which are running at the Fermi Mission Operations Center (MOC) at GSFC and the GBM Instrument Operations Center (GIOC) at the National Space Science and Technology Center (NSSTC) in Huntsville, Alabama. Relative to the GBM FSW, the BAP provides improved locations, since it uses a finer angular grid (1 degree resolution) and accounts for differences in the burst spectra and more accurately for atmospheric and spacecraft scattering. Users worldwide are quickly informed within seconds about the flight and automatic ground locations and other important parameters by the automatic dissemination of notices (see Table 3 for the different kind of GBM notices) via the GRB Coordinates Network (GCN, <http://gcn.gsfc.nasa.gov/>). The GBM burst advocates (BA), working in alternating 12 hr shifts at the GIOC and at the operations center MGIOC at the Max Planck Institute for Extraterrestrial Physics (MPE) in Garching, Germany, use the TRIGDAT data to promptly confirm the event classification and generate refined localizations by applying improved background models. Unless a more precise localization of the same GRB has been reported by another instrument, a GCN notice with the final position and classification is disseminated by the BA. In addition the BAs compute preliminary durations, peak fluxes, fluences and spectral parameters, and report the results in a GCN circular in case of a bright event or a GRB that was already detected by another

instrument. Trigger times and locations of GBM triggered GRBs are also passed directly to the LAT in order to launch dedicated onboard burst search algorithms for the detection of accompanying high-energy emission. In case of a sufficiently intense GRB, which exceeds a specific threshold for peak flux or fluence, a request for an autonomous repaint (ARR) of the spacecraft is transmitted to the LAT and forwarded to the spacecraft. This observation mode maintains the burst location in the LAT field of view for an extended duration (currently 2.5 hours, subject to Earth limb constraints), to search for delayed high-energy emission. Table 1 lists the number of ARR which occurred in the first four years.

The continuous background count rates, recorded by each detector are downlinked as two complementary data types, the 256 ms high temporal resolution CTIME data with 8 energy channels and the 4 s low temporal resolution CSPEC data with full spectral resolution of 128 energy channels which is used for spectroscopy. The lookup tables (LUTs) used to define the boundaries of the CTIME and CSPEC spectral energy channels are pseudo-logarithmic so that the widths are commensurate with the detector resolution as a function of energy. In case of an on-board trigger the temporal resolutions of CTIME and CSPEC data are increased to 64 ms and 1 s, respectively, a mode lasting nominally for 600 s after the trigger time.

Moreover, high temporal and spectral resolution data are downlinked for each triggered event. These time-tagged event (TTE) data consist of individually recorded pulse height events with 2 μ s temporal resolution and 128 channel spectral resolution from each of the 14 GBM detectors, recorded for 300 s after and about 30 s before trigger time. The benefit of this data type is the flexibility to adjust the temporal resolution to an optimal value with sufficient statistics for the analysis in question.

3. In-Orbit Operations

3.1. Trigger Statistics

The GBM instrument, which is primarily designed to detect cosmic GRBs, additionally detects bursts originating from other cosmic sources, such as SFs and SGRs, as well as extremely short but spectrally hard TGFs observed from the Earth’s atmosphere, which have been associated with lightning events in thunderstorms. Table 1 summarizes the numbers of triggers assigned to these additional event classes, showing that their total number is of the same order as the total number of triggered GRBs. Approximately 10% of the triggers are due mostly to cosmic rays or trapped particles; the latter typically occur in the entry region of the South Atlantic Anomaly (SAA) or at high geomagnetic latitude. In rare cases outbursts from known Galactic sources have caused triggers. Finally, $\sim 6\%$ of the GBM triggers are generated accidentally by statistical fluctuations or are too weak to be confidently classified. The monthly trigger statistics over the first four years of the mission is graphically represented in Figure 1. The rate of GRBs is slightly lower in the second two years because at the beginning in 2011 July triggers were disabled during times when the spacecraft

was at high geomagnetic latitude. It is evident from Figure 1 that the major bursting activity from SGR sources took place in the beginning of the mission, mainly in 2008 and 2009. In addition to emission from previously known SGR sources (von Kienlin et al. 2012; van der Horst et al. 2012; Lin et al. 2011), GBM also detected a new SGR source (van der Horst et al. 2010). It is also obvious from the figure that the rate of monthly detected triggers on TGF events has increased by a factor of ~ 8 to about two per week, after the upload of the new FSW version on 2009 November 10 (Fishman et al. 2011). This version includes additional trigger algorithms that monitor the detector count rates of the BGO detectors in the 2 – 40 MeV energy range (see Table 2). This is advantageous because the TGF bursts show very hard spectra up 40 MeV, which also increases the deadtime in the NaI detectors (Briggs et al. 2013).

Table 4 summarizes which trigger algorithm has triggered first on bursts or flares from the different object classes. Once a trigger has occurred the FSW continues to check the other trigger algorithms and ultimately sends back the information in TRIGDAT data as list of trigger times for all algorithms that triggered. This detailed information was already used in Paciasas et al. (2012) to investigate the apparent improvement in trigger sensitivity relative to BATSE. A breakdown of GBM GRBs which triggered on BATSE- and non-BATSE-like trigger algorithms, individually listed for the first and second catalog periods is shown in Table 5. It was found that mainly GBM’s additional longer trigger timescales triggers (> 1.024 s) in the 50 to 300 keV energy range were able to detect GRB events which wouldn’t have triggered the BATSE experiment. These observations are confirmed by analyzing the current full 4 year dataset. Furthermore we ascribe the improved trigger sensitivity to the in general lower trigger threshold of $4.5\sigma - 5.0\sigma$ (see Table 2) compared to the BATSE settings (see Table 1 in Paciasas et al. 1999). The longest timescale trigger algorithms in the 50 - 300 keV energy range, running at ~ 16 s (20, 21) and ~ 8 s (18, 19) were disabled in the beginning of the mission (see Table 2), since no event triggered algorithms 20 & 21 and only three GRBs algorithms 18 & 19. The algorithms running on energy channel 2 (25 -50 keV) with timescales higher than 128 ms were disabled, since they were mostly triggered by non GRB (and non SGR) events. The short timescale algorithms in the 25 - 50 keV energy range (22 - 26) were kept, mainly for the detection of SGR bursts, which are short and have soft energy spectra. The new algorithms above 100 keV didn’t increase the the GRB detection rate. They were disabled with the exception of the shortest timescale algorithms running at 16 ms, particularly suitable for the detection of TGFs. Table 2 clearly shows the capabilities of the newly introduced ”BGO”-trigger algorithm 116 -119 for TGF detection.

3.2. Exceptional Operational Conditions: Year Three and Four

At various times during years 3 & 4 the instrument configuration was temporarily changed in two ways that affect the GRB data: 1) some or all of the trigger algorithms were disabled, and

2) the low-level energy thresholds (LLT) were raised on the sun-facing detectors (NaI 0-5)¹. It is evident in Figure 1 that the number of triggers due to SFLs increased significantly around the beginning of 2011, an effect which is consistent with entering an active phase in the 11-year solar cycle. Solar flares typically have very soft spectra, producing high rates of low energy events in the solar-facing GBM detectors. Due to concerns that this might result in an unacceptable amount of TTE data, the LLTs were raised during two intervals when solar activity was high, a solar Target of Opportunity pointing on 2011 Sept 8 - 10 and an interval of high solar activity beginning on 2012 July 11 and continuing beyond the end of the period covered by this catalog.

The potential for high rates of soft solar X-rays was also a concern for a series of nadir pointings intended to detect TGFs in the LAT. During those intervals all triggering was disabled but TTE generation was turned on continuously so that a sensitive search for GBM TGFs coincident with the LAT could be performed. Again, in order to mitigate against unacceptably high rates of TTE, the LLTs in the sun-facing NaI detectors were raised above the nominal.

GBM TTE data suffer from timing glitches arising from rare conditions in the FPGA logic that produces GBM science data onboard. Every effort is made on the ground to correct these glitches but some are not cleanly repairable using pipeline software logic, and the TTE data files occasionally show the effects of these glitches, which can be seen in the TTE lightcurves². During pointed Target of Opportunity observations of the Crab Nebula between 2012 July 5 - 9, the on-board electronics were subjected to unusually low temperatures that caused a higher than normal rate of the TTE timing glitches.

The success of GBM in detecting TGFs led to great efforts to further increase the number of detected events (Briggs et al. 2013). A fundamental hardware limitation of the onboard triggering process is the minimum integration time of 16 ms. This integration time is much longer than the duration of a typical TGF of about 0.1 ms, which adds unnecessary background data and reduces the trigger sensitivity. These limitations are circumvented by downlinking the GBM photon data as continuous TTE data and by conducting a ground-based search for TGFs. In order to limit the data volume the GBM photon TTE data were only gathered over select parts of orbit (moving boxes) where the highest seasonal thunderstorm activity is expected. This mode was first implemented on 2010 July 15 and is typically enabled for $\sim 20\%$ of the observing time. The resulting increase of the TGF detection rate is a factor of 10 compared to the rate of TGF triggers.

¹A table summarizing the intervals of non-nominal LLT settings is posted at:
http://fermi.gsfc.nasa.gov/ssc/data/access/gbm/llt_settings.html

²More details are provided at http://fermi.gsfc.nasa.gov/ssc/data/analysis/GBM_caveats.html

4. GRB Catalog Analysis

The GBM GRB catalog analysis process is described in detail in the first catalog paper (see appendix of Paciesas et al. (2012)). Here we present and summarize the major analysis steps for the better understanding of the presented results and GRB tables. The analysis results for each burst of the current catalog were discussed in detail within the GBM catalog team and confirmed in case of consensus. In several cases a reanalysis was necessary. This validation procedure ensures the compliance of the results with the GRB selection and analysis criteria which are defined by the GBM science team.

4.1. Burst Localization and Instrument Response

The GRB locations listed in Table 6 are adopted from the BA analysis results, uploaded to the GBM trigger catalog at the NSSTC (with a copy at the FSSC). Non-GBM locations are listed for bursts that were detected by an instrument providing a better location accuracy, such as *Swift* BAT (Barthelmy et al. 2005) or XRT (Burrows et al. 2005), or were localized more precisely by the Inter Planetary Network (IPN, Hurley et al. 2013).

For each GRB the individual detector response matrices (DRMs) needed for analysis of the science data were generated for the best location using version GBMRSP v1.9 or v2.0 of the response generator and version 2 of the GBM DRM database. The detector response is dependent on incident photon energy, the measured detector output energy, and the detector-source angle. Two sets of DRMs are generated, one for 8-channel (CTIME) data and one for 128-channel (CSPEC & TTE) data. The Earth-source-spacecraft geometry is also considered in order to account for contributions from earth’s atmosphere scattering. In case of relatively long duration GRBs RSP2 response files with multiple DRMs are used, which provide a new DRM every 2° of satellite slew.

The determination of a reliable location is quite important since all analysis results depend on the response files generated for the particular GRB location. Systematic errors of the localizations are evaluated by comparing GBM locations with ”true” locations from higher spatial resolution instruments or the IPN (see Connaughton et al. 2013, submitted).

4.2. Duration, Peak Flux and Fluence Analysis

The analysis performed to derive the duration, peak flux and fluence of each burst is based on an automatic batch fit routine implemented within the RMFIT software³.

³We used the spectral analysis package RMFIT, which was originally developed for time-resolved analysis of BATSE GRB data but has been adapted for GBM and other instruments with suitable FITS data formats. The software is available at the Fermi Science Support Center: <http://fermi.gsfc.nasa.gov/ssc/data/analysis/user/>.

The data typically used for this analysis are either the CTIME or CTTE⁴ data from those NaI detectors that view the burst with an angle of incidence less than 60 degrees, without significant blockage by the spacecraft or LAT components. Detectors may be omitted if they have rapidly varying backgrounds (e.g., due to solar activity). If available, CTTE data are used if the burst is too short to resolve with CTIME or if the peak is before the trigger time. The energy range is set to ~ 10 keV to ~ 1 MeV by selecting all but the first and last energy channels. The temporal resolution is typically set to 256 ms, but may be as short as 64 ms if necessary to resolve very short bursts. Source and background time intervals are then selected. The source interval covers the burst emission time plus approximately equal intervals of background before and after the burst (generally at least ~ 20 seconds on either side). Background intervals are selected before and after the burst, about twice as wide as the burst emission and having a good overlap with the source interval. In the case of a burst with quiescent times between pulses, additional background intervals may be selected within the source interval. RMFIT computes a background model by fitting a polynomial of up to 4th order to the selected background intervals, separately for each detector and energy channel. Depending on the background variability, the lowest order polynomial that gives a good fit is selected.

RMFIT then deconvolves the counts spectrum of each time bin in the source interval, yielding a photon flux history over the selected energy range. For this analysis, the "Comptonized" (COMP) photon model was used:

$$f_{COMP}(E) = A \left(\frac{E}{E_{piv}} \right)^\alpha \exp \left[-\frac{(\alpha + 2) E}{E_{peak}} \right],$$

characterized by the parameters: amplitude A , the low energy spectral index α and peak energy E_{peak} (the parameter E_{piv} is fixed to 100 keV).

Figure 2 shows the light curve as measured by a single NaI detector of a relatively long burst consisting of two major emission periods, with the selected source and background intervals highlighted. Figure 3 shows a plot of the increase of the integrated flux in the 50 – 300 keV energy range derived from the model fitting for all time bins within the source interval. The three plateaus are the time intervals where no burst emission is observed. This function is used to determine the T50 (T90) burst duration from the interval between the times where the burst has reached 25% (5%) and 75% (95%) of its fluence, as illustrated by the horizontal and vertical dashed lines.

Peak fluxes and fluences are obtained in the same analysis, using the same choices of detector subset, source and background intervals, and background model fits. The peak flux is computed

⁴For the duration analysis of short bursts a dedicated data type can be produced from the TTE data by using a separate software. It is redistributing the counts of the 128 spectral channels to eight channels, providing a high time resolution CTIME like data type called CTTE. Since the TTE data are available for about 30 s pretrigger the derived CTTE data type is also suitable for the analysis of bursts which show their peak-flux interval during the pretrigger time.

for three different time intervals: 64 ms, 256 ms and 1.024 s in the energy range 10 – 1000 keV and, for comparison purposes with the results presented in the BATSE catalog (Meegan et al. 1998), in the 50 – 300 keV energy range. The burst fluence is also determined in the same two energy ranges. The RMFIT analysis results presented above are stored in a BCAT fits file: `glg-bcat_all_bnyymmddttt_vxx.fit` with specified wildcards for the year (yy), month (mm), day (dd), fraction of a day (ttt) and version number (xx).

5. Catalog Results

The catalog results can be accessed electronically through the HEASARC browser interface (<http://heasarc.gsfc.nasa.gov/W3Browse/fermi/fermigbrst.html>). Standard light curve plots for each burst can be viewed at http://gammaray.nsstc.nasa.gov/gbm/science/grbs/month_listings/. Here we provide tables that summarize selected parameters.

Table 6 lists the 954 triggers of the first four years that were classified as GRBs. The GBM Trigger ID is shown along with a conventional GRB name as defined by the GRB-observing community. For readers interested in the bursts with significant emission in the BGOs, the trigger ID and GRB name are highlighted in italics if emission in the BGO data (above 300 keV) is visible in the standard light curve plots⁵. Note that the entire table is consistent with the small change in the GRB naming convention that became effective on 2010 January 1 (Barthelmy et al. 2009): if for a given date no burst has been “published” previously, the first burst of the day observed by GBM includes the ‘A’ designation even if it is the only one for that day. The third column lists the trigger time in UT. The next four columns in Table 6 list the sky location and associated error⁶ along with the instrument that determined the location. The table lists the GBM-derived location only if no higher-accuracy locations have been reported by another instrument. The choice of a higher-accuracy location is somewhat arbitrary (e. g., *Swift*-BAT locations are often listed even if a *Swift*-XRT location is available); for the GBM analysis, location accuracy better than a few tenths of a degree provides no added benefit. The table also shows which algorithm was triggered along with its timescale and energy range. Note that the listed algorithm is the first one to exceed its threshold but it may not be the only one. Finally, the table lists other instruments that detected the same GRB⁷.

The results of the duration analysis are shown in Tables 7, 8 & 9. The values of T_{50} and T_{90}

⁵These BGO-detected identifications are the result of a visual search rather than a quantitative analysis and thus do not have a well-defined threshold.

⁶For GBM derived locations the statistical 1-sigma error is given. The GBM errors are not symmetric and the given value is the average of the error ellipse.

⁷This information was drawn from the IPN master burst list compiled on 2013 July 9, accessible at <http://www.ssl.berkeley.edu/ipn3/masterli.txt> (see also Hurley et al. 2013) and the *INTEGRAL* IBIS-ISGRI GRB list, accessible at <http://www.isdc.unige.ch/integral/science/grb#ISGRI>

in the 50–300 keV energy range are listed in Table 7 along with their respective 1-sigma statistical error estimates and start times relative to the trigger time. For a few GRBs the duration analysis could not be performed, either due to the weakness of the event or due to technical problems with the input data. Also, it should be noted that the duration estimates are only valid for the portion of the burst that is visible to GBM. If the burst was partially Earth-occultated or had significant emission while GBM detectors were turned off in the SAA region, the "true" durations may be underestimated or overestimated, depending on the intensity and variability of the non-visible emission. Finally, for technical reasons it was not possible to do a single analysis of the unusually long GRB 091024A (Gruber et al. 2011b), so the analysis was done separately for the two triggered episodes. These cases are all noted in the Table. The reader should also be aware that for most GRBs the analysis used data binned no finer than 64 ms, so the duration estimates (but not the errors) are quantized in units of 64 ms. For a few extremely short events (noted in the table) TTE/CTTE data were used with 32 ms or 16 ms binning.

As part of the duration analysis, peak fluxes and fluences were computed in two different energy ranges. Table 8 shows the values in 10-1000 keV and Table 9 shows the values in 50–300 keV. The analysis results for low fluence events are subject to large systematic errors and should be used with caution⁸.

6. Discussion

In the current catalog we are providing the same set of figures as shown in the first catalog. The histograms of the T_{50} and T_{90} distributions are shown in Figure 5. Using the conventional division between the short and long GRB classes of $T_{90} = 2$ s we find for the now longer mission period of four years a slightly lower fraction of short GRBs (see Table 5). 159 (17%) of the 953 measured GRBs can be assigned to the short GRB class, within the quoted duration errors, the number ranges from 124 (13%) to 193 (20%). As already claimed in the first catalog we ascribe the lower number of short GRBs observed with GBM compared to BATSE (24%) not to a deficit of short events but rather to an excess of long events detected by GBM's longer timescale trigger algorithms (see Section 3.1). Furthermore GBM slightly favors triggering on long GRBs, since the thresholds for the 64 ms timescales are higher (5.0σ , see Table 2) than for 256 & 1024 ms (both 4.5σ)⁹. Considering only GRB triggers on one of the two BATSE like algorithms offset half the trigger timescale (see Table 5) and assuming the best case that all triggers gained by the other

⁸The fluence measurements in the spectroscopy catalog (Gruber et al. 2013, submitted) are more reliable for such weak events.

⁹I should be noted that there were also times when BATSE triggers did not use the same threshold for all 3 timescales (see Table 1 in Paciasas et al. 1999). Selecting periods where all three BATSE trigger algorithm were set to the same value (e.g. a threshold of 5.5σ from 1992 September 14 to 1994 September 19 and from 1996 August 29 to the end of the mission) the observed fraction of short GRBs is 24% (313 short out of 1307 GRBs, see <http://heasarc.gsfc.nasa.gov/W3Browse/all/batsegrb.html>).

algorithm were on long GRBs we derive a slightly higher fraction of short GRBs (e.g. for the full 4 year dataset 19%). Moreover considering the broad range of the short GRB fraction shown in Table 5, the GBM BATSE-like trigger fraction on short GRBs comes close to that of the BATSE sample. We would like to stress that the GBM and BATSE samples of short GRBs are relatively small, so that they are not statistically inconsistent. From table 5 it emerges that the observed fraction of short GRBs decreased slightly from the first to the second two years, which could be interpreted as a statistical downward fluctuation.

Figure 6 shows scatter plots of hardness vs. T_{50} - and T_{90} -durations, showing that the GBM data are also exhibiting the well known anti-correlation of spectral hardness with duration as known from BATSE data (Kouveliotou et al. 1993). In this analysis the hardness was derived from the time-resolved spectral fits for each GRB, by using the photon model fit parameters, which are a by-product of the duration analysis.

Integral distributions of the peak fluxes observed for GRBs in the first four years are shown in Figures 7 – 9 for the three different timescales and separately for short and long GRBs. The conclusion made in the first catalog on the shape of the integral distributions is validated. For long GRBs the deviation from the $-3/2$ power-law, expected for spatially homogeneous GRBs, occurs well above the GBM threshold at a flux value of $\sim 10 \text{ ph s}^{-1} \text{ cm}^{-2}$. For short events the GBM data appear consistent with a homogeneous spatial distribution down to peak flux values around $1 \text{ ph s}^{-1} \text{ cm}^{-2}$ (50 – 300 keV), below which instrument threshold effects become dominant. The integral fluence distributions for the two energy intervals are shown in Figure 10.

7. Summary

The second GBM catalog comprises a list of 953 cosmic GRBs that triggered GBM between 12 July 2008 and 11 July 2012. The now doubled GRB sample establishes the conclusions of the first catalog. The rate of burst detections per year ($\sim 240/\text{year}$), which is only slightly smaller compared to the rate of the BATSE instrument ($\sim 300/\text{year}$; Paciesas et al. 1999), can be explained by GBMs additional range of trigger timescales (primarily the 2 s and 4 s timescales), which are compensating for the higher burst detection threshold of GBM (~ 0.7 vs. $\sim 0.2 \text{ photons cm}^{-2} \text{ s}^{-1}$ for BATSE). The distribution of GBM durations is consistent with the well-known bimodality measured previously and the fraction of about 17% of short GRBs in the GBM sample is somewhat smaller than detected by BATSE, which is attributed mainly to GBMs ability to trigger on longer timescales.

Support for the German contribution to GBM was provided by the Bundesministerium für Bildung und Forschung (BMBF) via the Deutsches Zentrum für Luft und Raumfahrt (DLR) under contract number 50 QV 0301. A.v.K. was supported by the Bundesministeriums für Wirtschaft und Technologie (BMWi) through DLR grant 50 OG 1101. AG acknowledges the support of

the Graduate Student Researchers Program funded by NASA. SMB acknowledges support of the European Union Marie Curie Reintegration Grant within the 7th Program under contract number PERG04-GA-2008-239176. SF acknowledges the support of the Irish Research Council for Science, Engineering, and Technology, co-funded by Marie Curie Actions under FP7. HFY acknowledges support by the DFG cluster of excellence "Origin and Structure of the Universe".

REFERENCES

- Ackermann, M., Ajello, M., Asano, K., et al. 2013, *ApJS*, 209, 11
- Barthelmy, S. D., Barbier, L. M., Cummings, J. R., et al. 2005, *Space Sci. Rev.*, 120, 143
- Barthelmy, S. D., Gehrels, N., & Paciesas, W. 2009, *GCN Circ.*, 10251, 1
- Band, D. L. 2002, *ApJ*, 578, 806
- Band, D., Briggs, M., Connaughton, V., Kippen, M., & Preece, R. 2004, in *AIP Conf. Proc. 727, Gamma-Ray Bursts: 30 Years of Discovery*, ed. E. Fenimore & M. Galassi (Melville, NY: AIP), 688
- Bissaldi, E., von Kienlin, A., Kouveliotou, C., et al. 2011, *ApJ*, 733, 97
- Briggs, M. S., Xiong, S., Connaughton, V., et al. 2013, *Journal of Geophysical Research (Space Physics)*, 118, 3805
- Burrows, D. N., Hill, J. E., Nousek, J. A., et al. 2005, *Space Sci. Rev.*, 120, 165
- Connaughton, V., Briggs, M. S., Goldstein, A., et al. 2013, *ApJS*, submitted
- Fishman, G. J., Briggs, M. S., Connaughton, V., et al. 2011, *Journal of Geophysical Research (Space Physics)*, 116, 7304
- Ghirlanda, G., Nava, L., & Ghisellini, G. 2010, *A&A*, 511, A43
- Ghirlanda, G., Ghisellini, G., Nava, L., & Burlon, D. 2011, *MNRAS*, 410, L47
- Gruber, D., Greiner, J., von Kienlin, A., et al. 2011, *A&A*, 531, A20
- Gruber, D., Krühler, T., Foley, S., et al. 2011, *A&A*, 528, A15
- Gruber, D., Goldstein, A., Weller von Ahlefeld, V., et al. 2013, *ApJS*, submitted
- Guiriec, S., Briggs, M. S., Connaughton, V., et al. 2010, *ApJ*, 725, 225
- Hurley, K., Pal'shin, V. D., Aptekar, R. L., et al. 2013, *ApJS*, 207, 39
- Kouveliotou, C., Meegan, C. A., Fishman, G. J., et al. 1993, *ApJ*, 413, L101

- Lin, L., Kouveliotou, C., Baring, M. G., et al. 2011, *ApJ*, 739, 87
- Lu, R.-J., Wei, J.-J., Liang, E.-W., et al. 2012, *ApJ*, 756, 112
- Lv, H., Liang, E., & Tong, X. 2010, *Science in China G: Physics and Astronomy*, 53, 73
- Meegan, C. A., Paciesas, W. S., Pendleton, G. N., et al. 1998, *Gamma-Ray Bursts, 4th Hunstville Symposium*, 428, 3
- Meegan, C., Lichti, G., Bhat, P. N., et al. 2009, *ApJ*, 702, 791
- Nava, L., Ghirlanda, G., Ghisellini, G., & Celotti, A. 2011a, *MNRAS*, 415, 3153
- Nava, L., Ghirlanda, G., Ghisellini, G., & Celotti, A. 2011b, *A&A*, 530, A21
- Paciesas, W. S., Meegan, C. A., Pendleton, G. N., et al. 1999, *ApJS*, 122, 465
- Paciesas, W. S., Meegan, C. A., von Kienlin, A., et al. 2012, *ApJS*, 199, 18
- Qin, Y., Liang, E.-W., Liang, Y.-F., et al. 2013, *ApJ*, 763, 15
- Tsutsui, R., & Shigeyama, T. 2013, *PASJ*, 65, L3
- van der Horst, A. J., Connaughton, V., Kouveliotou, C., et al. 2010, *ApJ*, 711, L1
- van der Horst, A. J., Kouveliotou, C., Gorgone, N. M., et al. 2012, *ApJ*, 749, 122
- von Kienlin, A., Gruber, D., Kouveliotou, C., et al. 2012, *ApJ*, 755, 150
- Zhang, B.-B., Zhang, B., Liang, E.-W., et al. 2011, *ApJ*, 730, 141

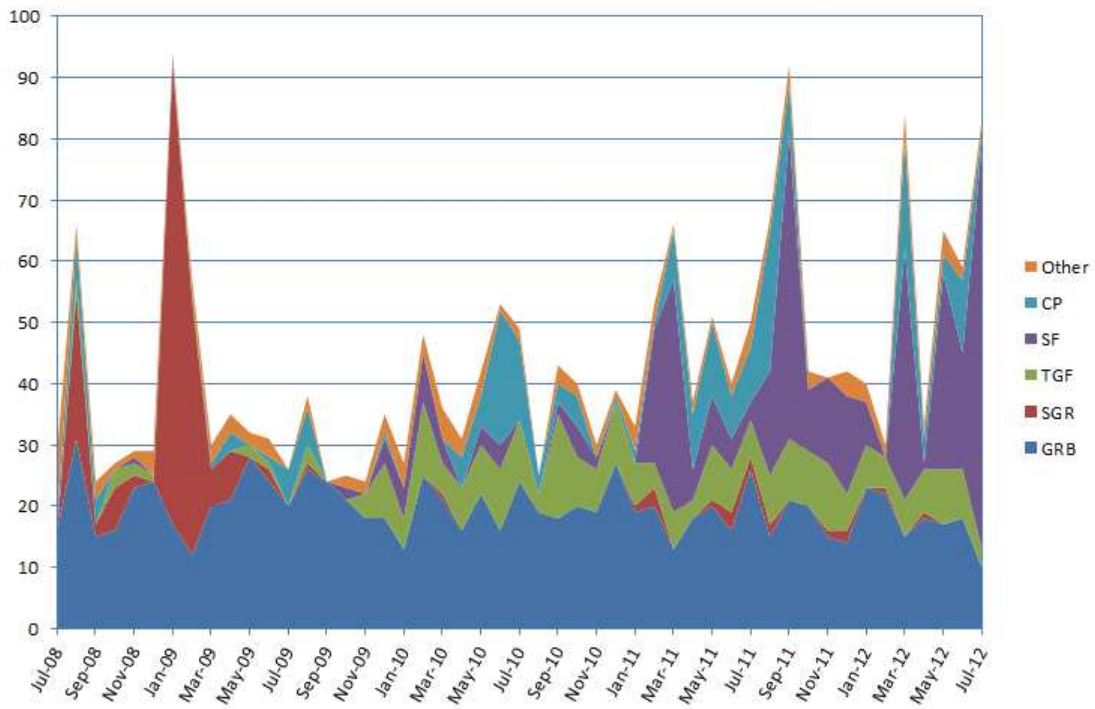


Fig. 1.— The monthly trigger statistics over the first four years of the mission. For 2008 July and 2012 July only the number of triggers in the time period from 2008 July 12 to 31 and 2012 July 1 to 11 are shown.

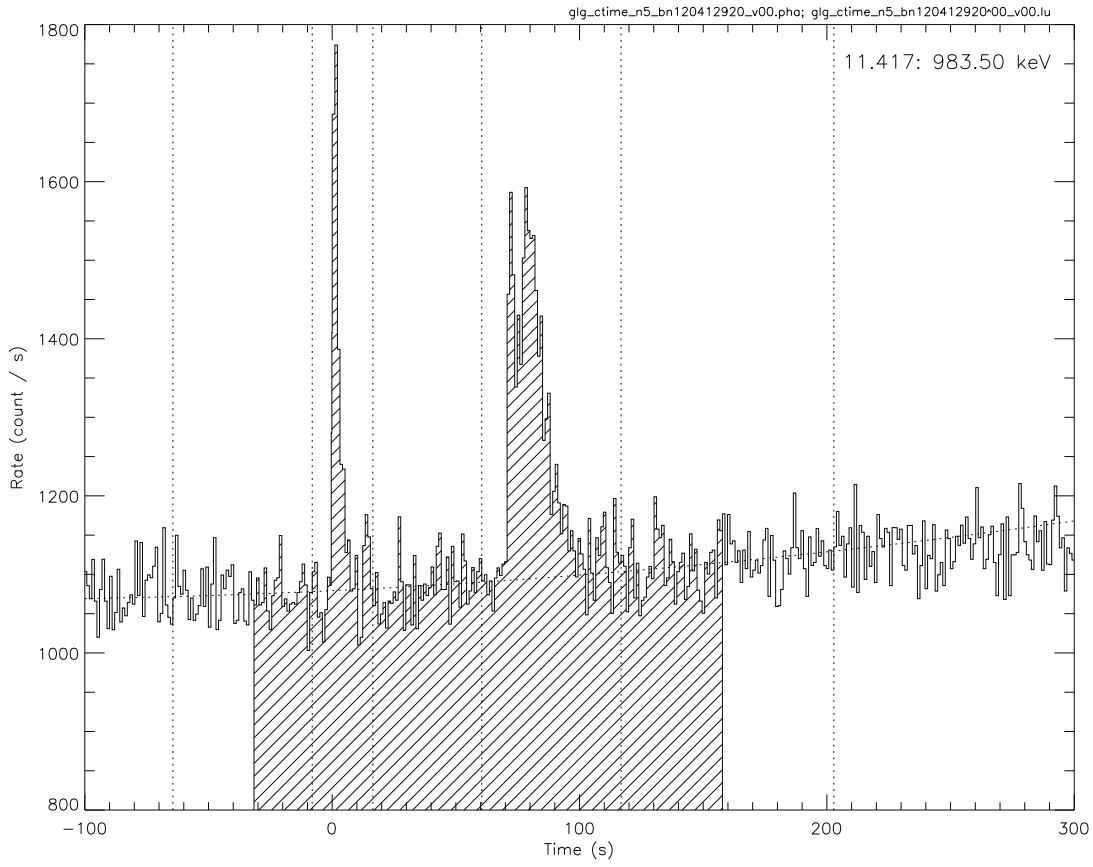


Fig. 2.— CTIME lightcurve of GRB 120412A (bn120412920) with a 1.024 s temporal resolution in NaI detector 5. Vertical dotted lines indicate the regions selected for fitting the background (in this case three regions). The hatching defines the source region selected for the duration analysis.

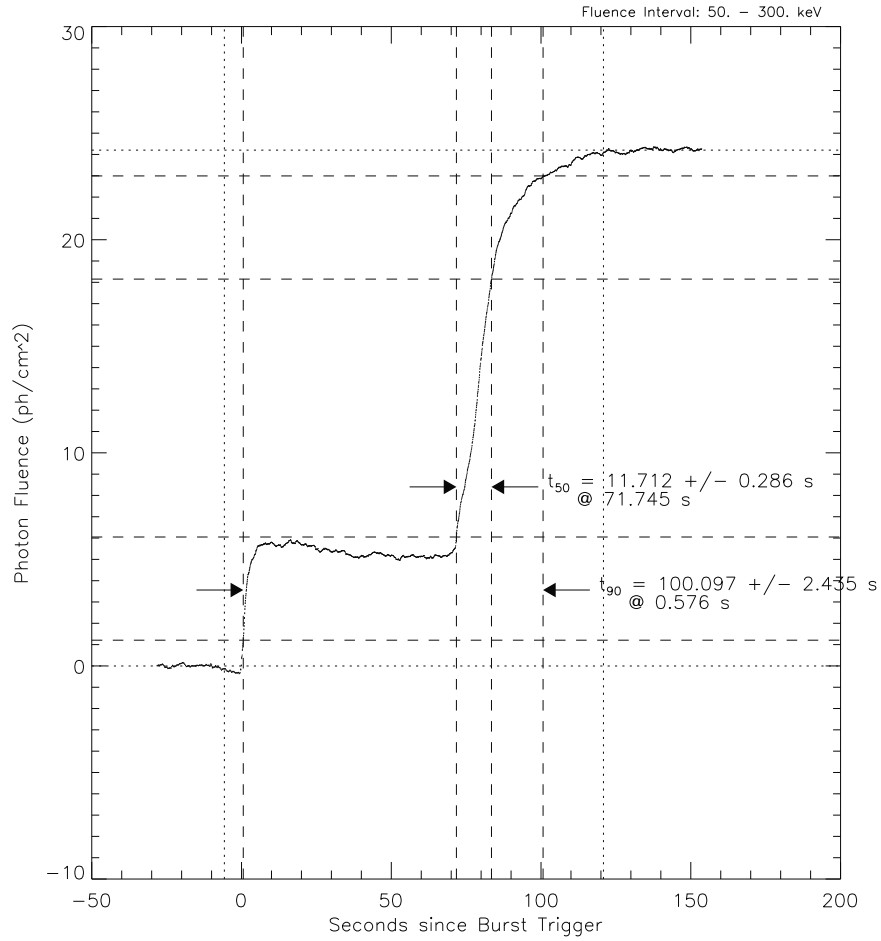


Fig. 3.— The duration plot for GRB 120412A (bn120412920) is an example of the analysis for a GRB showing two emission periods separated by a longer quiescent time interval. Data from NaI detectors 2 & 5 were used. Horizontal dotted lines are drawn at 5%, 25%, 75% and 95% of the total fluence. Vertical dotted lines are drawn at the times corresponding to those same fluences, thereby defining the T_{50} and T_{90} intervals.

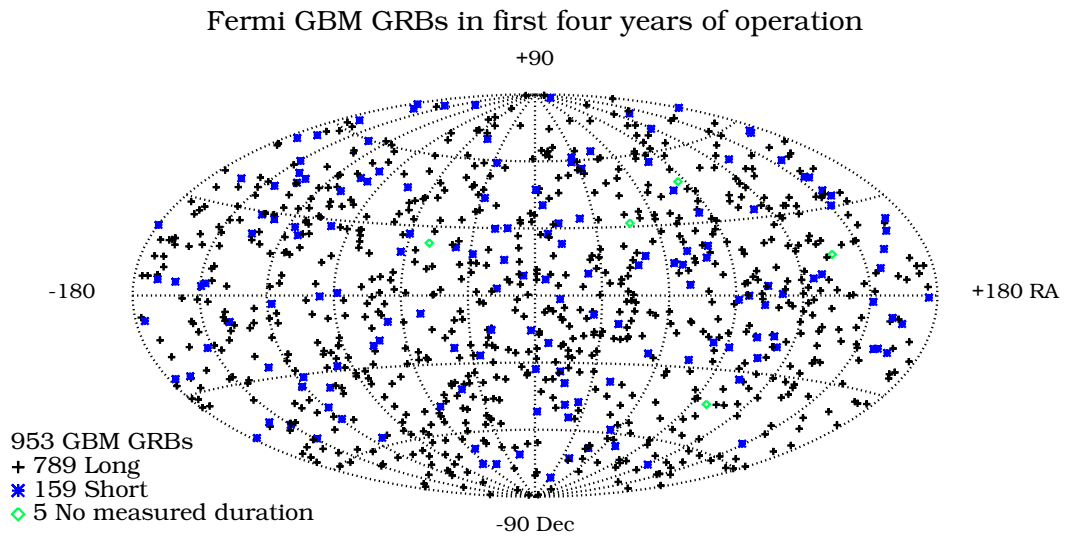


Fig. 4.— Sky distribution of GBM triggered GRBs in celestial coordinates. Crosses indicate long GRBs ($T_{90} > 2$ s); asterisks indicate short GRBs.

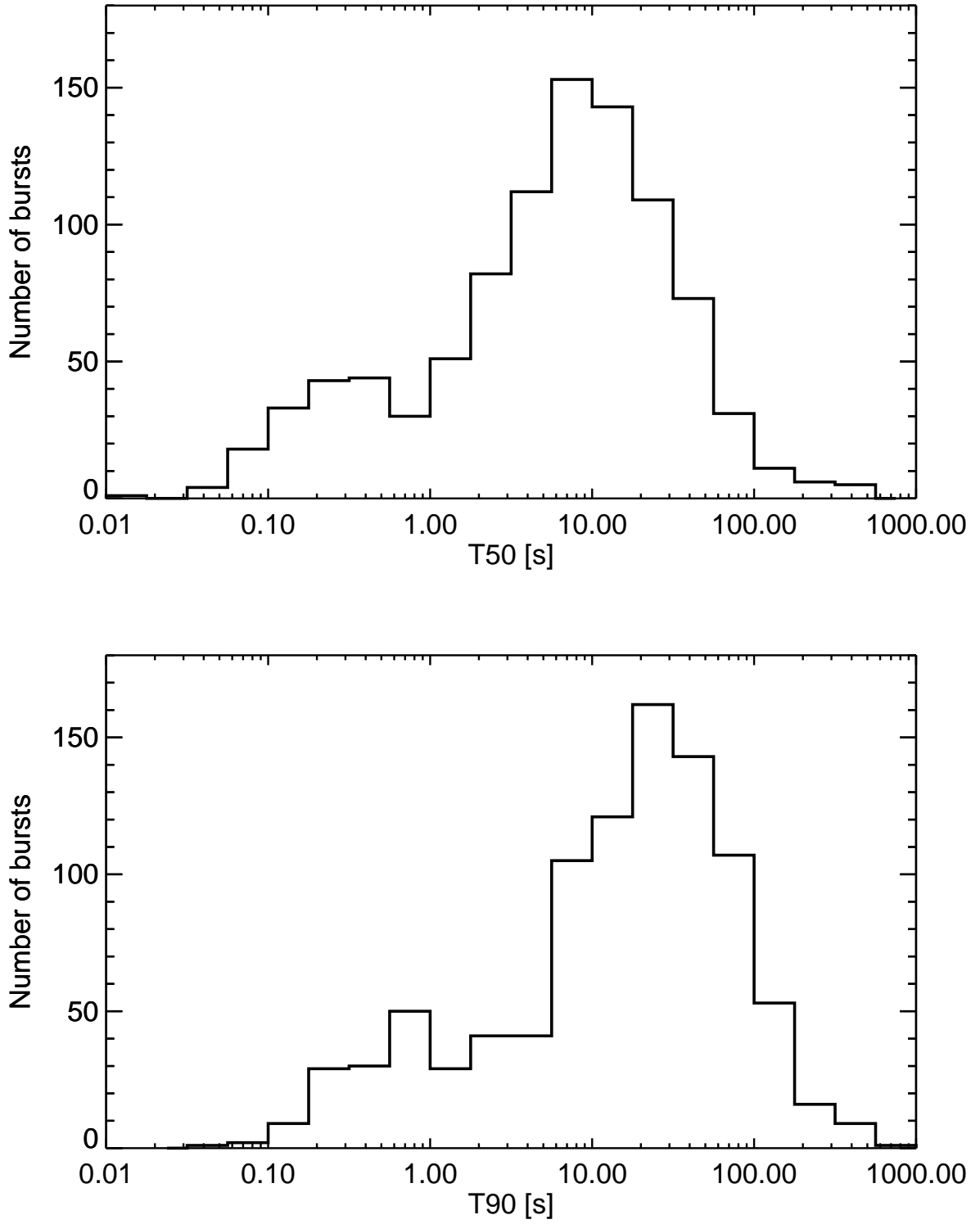


Fig. 5.— Distribution of GRB durations in the 50–300 keV energy range. The upper plot shows T_{50} and the lower plot shows T_{90} .

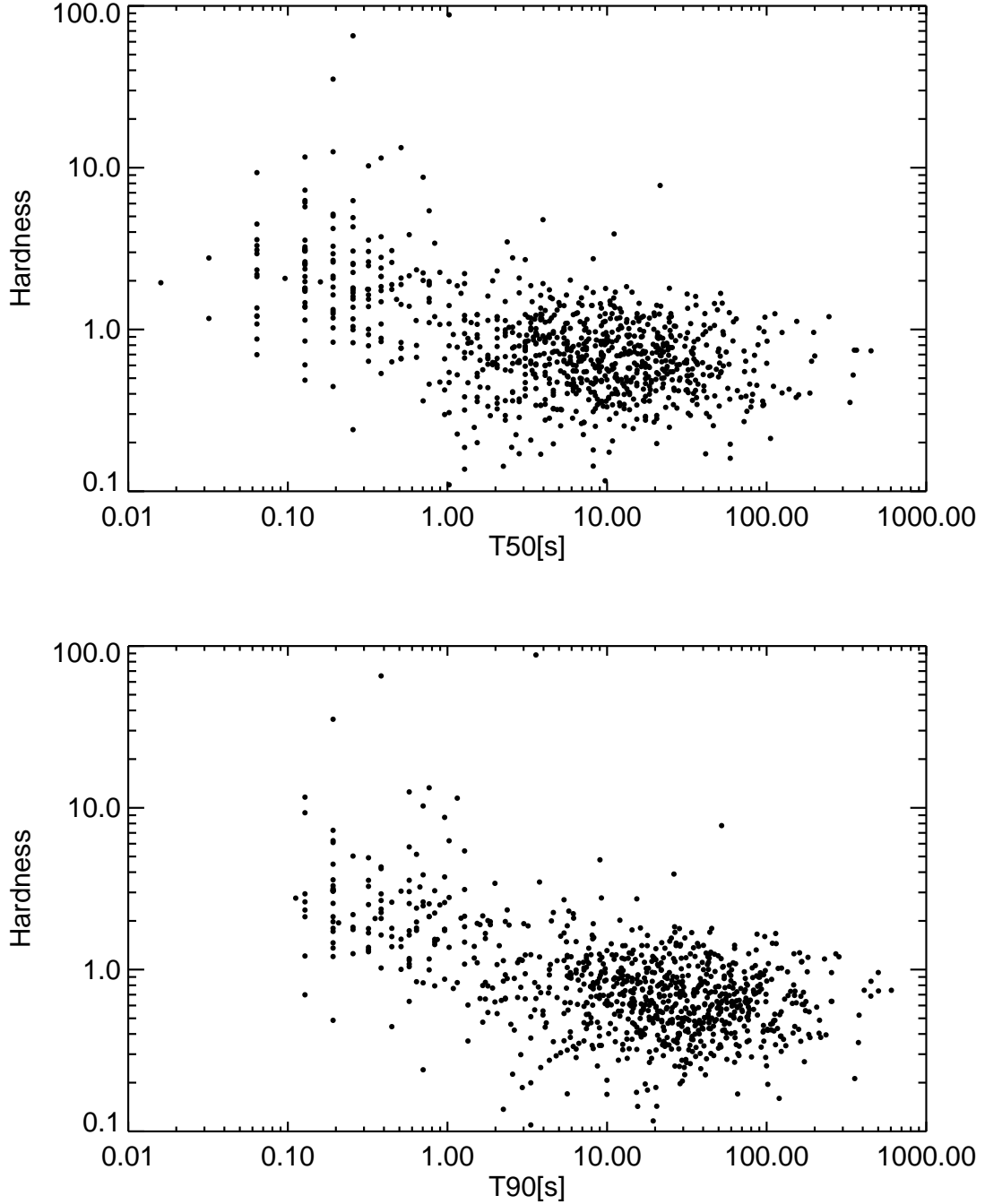


Fig. 6.— Scatter plots of spectral hardness vs. duration are shown for the two duration measures T_{50} (upper plot) and T_{90} (lower plot). The spectral hardness was obtained from the duration analysis results by summing the deconvolved counts in each detector and time bin in two energy bands (10 – 50 keV and 50 – 300 keV), and further summing each quantity in time over the T_{50} and T_{90} intervals. The hardness was calculated separately for each detector as the ratio of the flux density in 50 – 300 keV to that in 10 – 50 keV and finally averaged over detectors. For clarity, the estimated errors are not shown but can be quite large for the weak events. Nevertheless, the anti-correlation of spectral hardness with burst duration is evident.

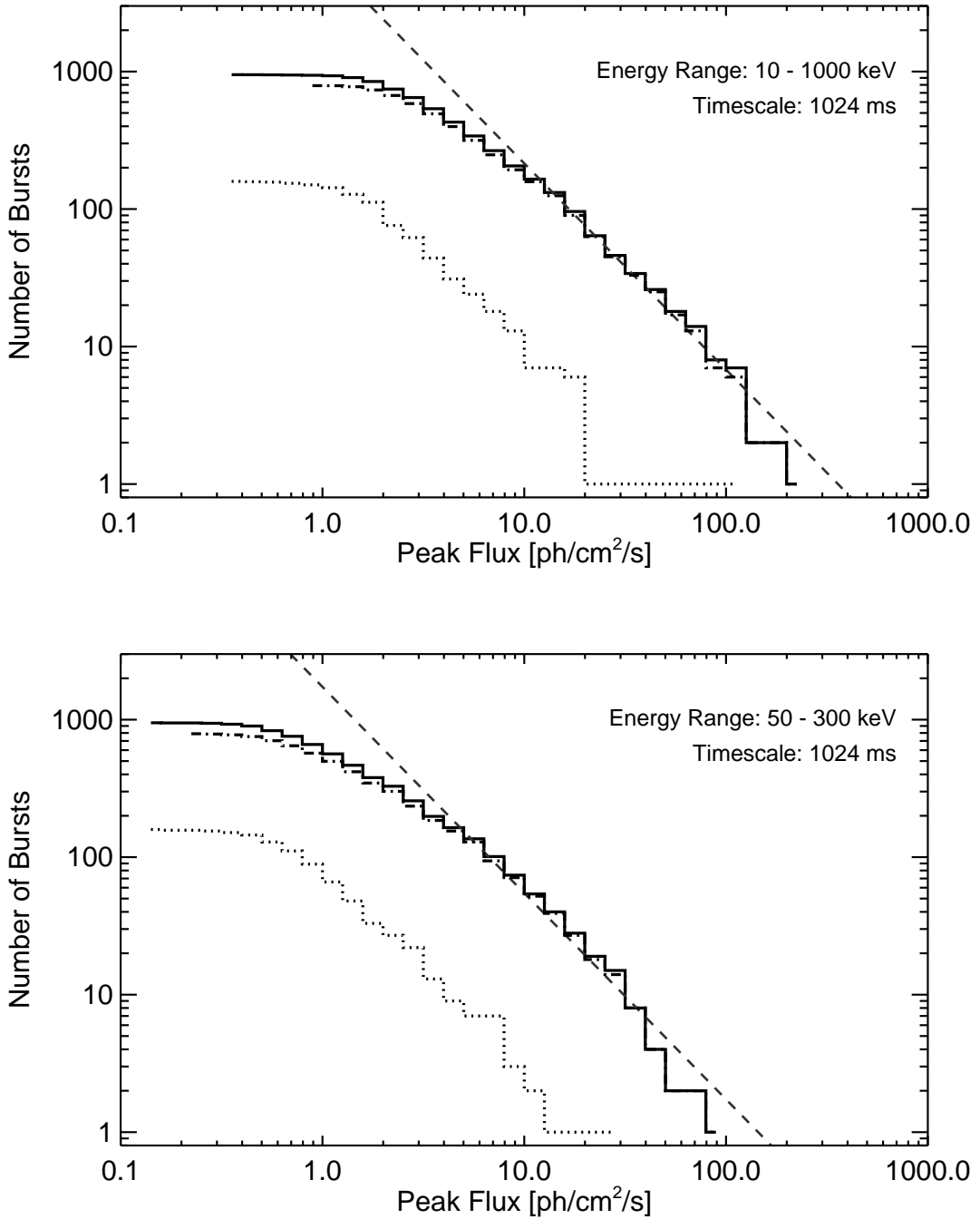


Fig. 7.— Integral distribution of GRB peak flux on the 1.024 s timescale. Energy ranges are 10 – 1000 keV (upper plot) and 50 – 300 keV (lower plot). Distributions are shown for the total sample (solid histogram), short GRBs (dots) and long GRBs (dash-dots), using $T_{90} = 2$ s as the distinguishing criterion. In each plot a power law with a slope of $-3/2$ (dashed line) is drawn to guide the eye.

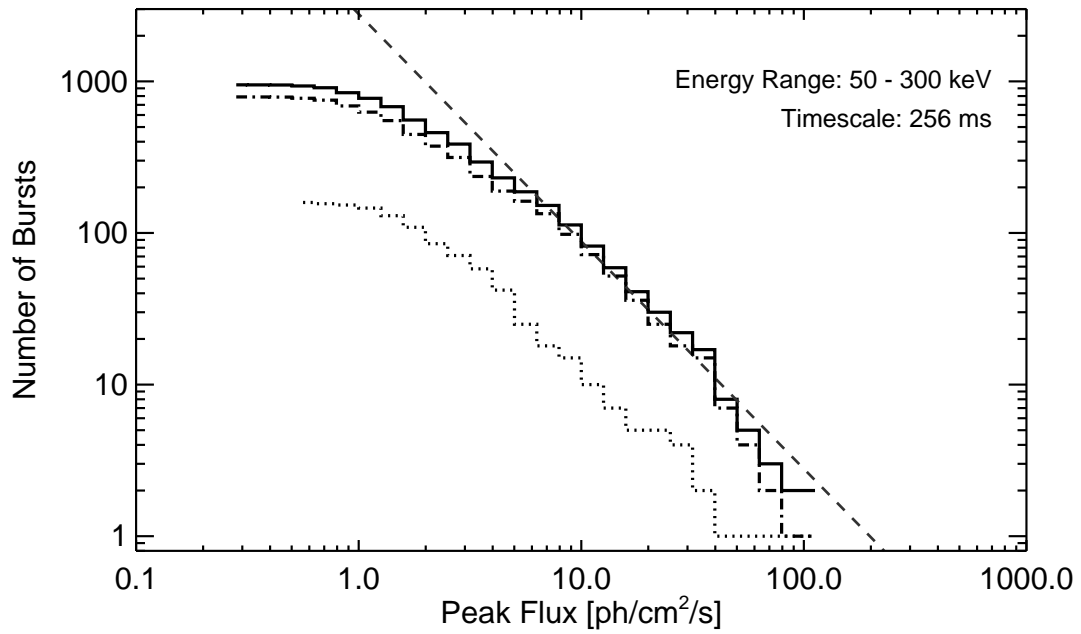
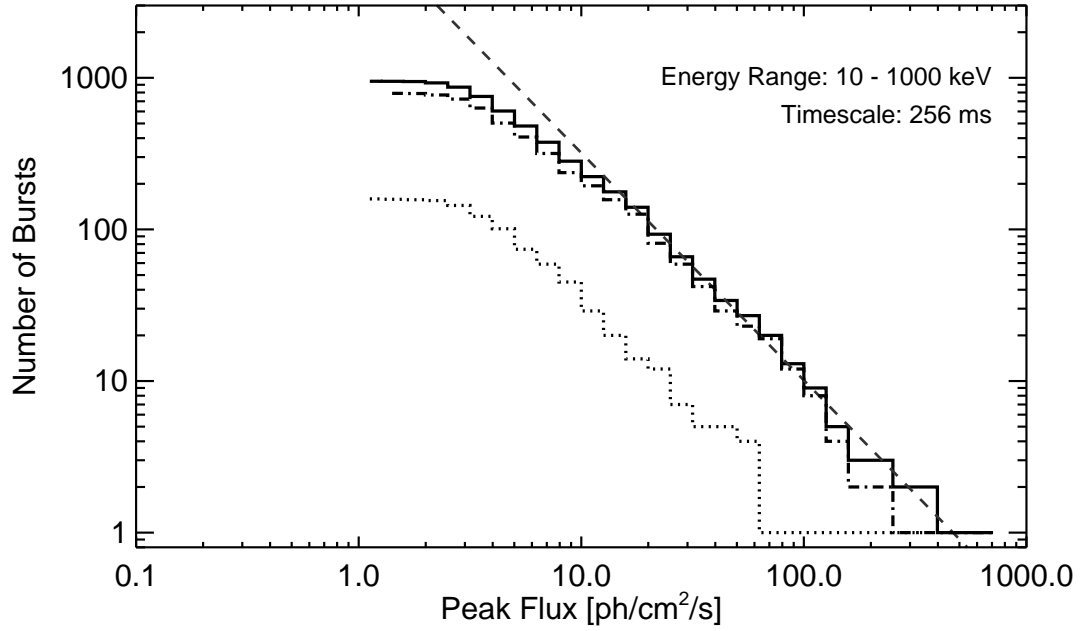


Fig. 8.— Same as Figure 7, except on the 0.256 s timescale.

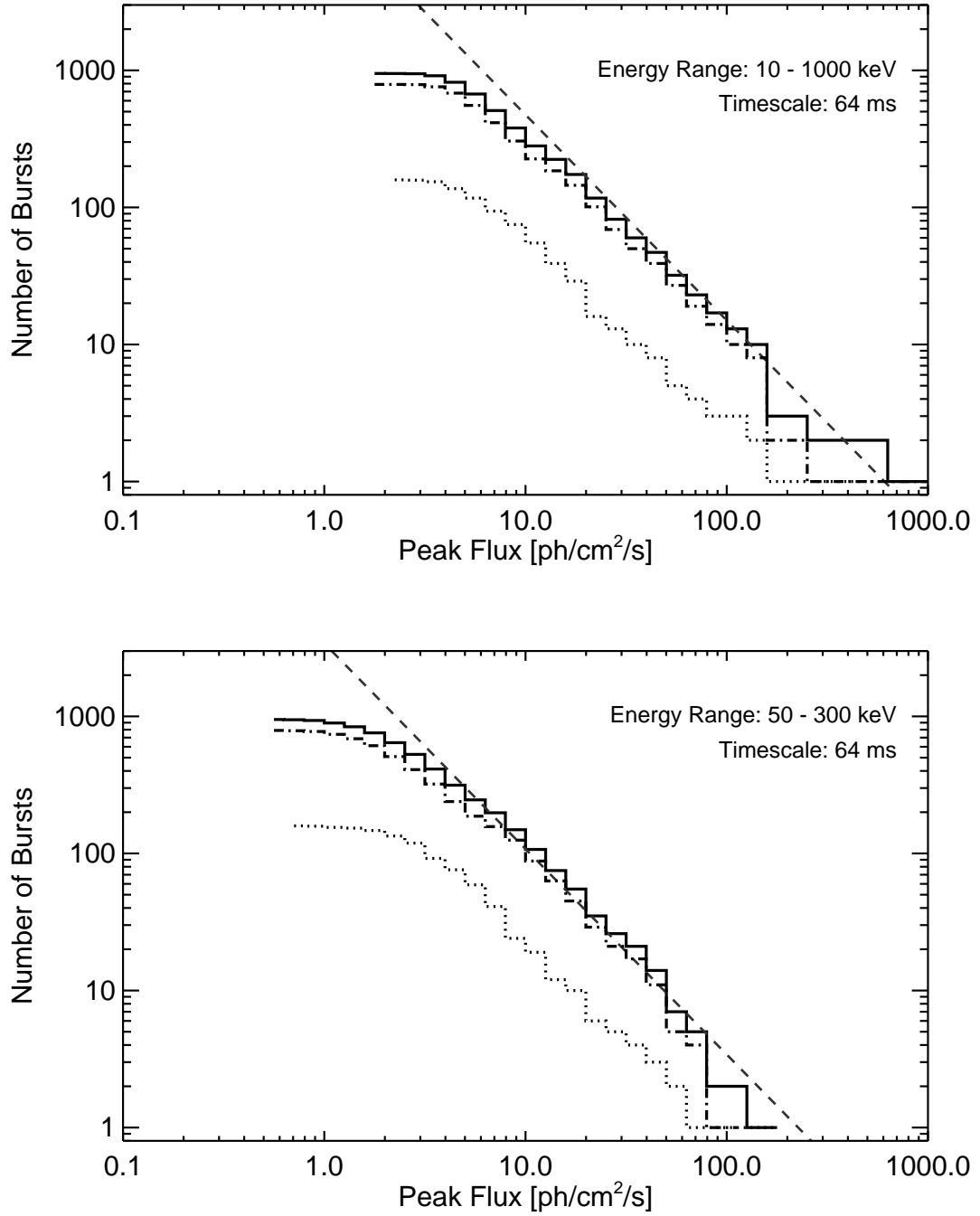


Fig. 9.— Same as Figure 7, except on the 0.064 s timescale.

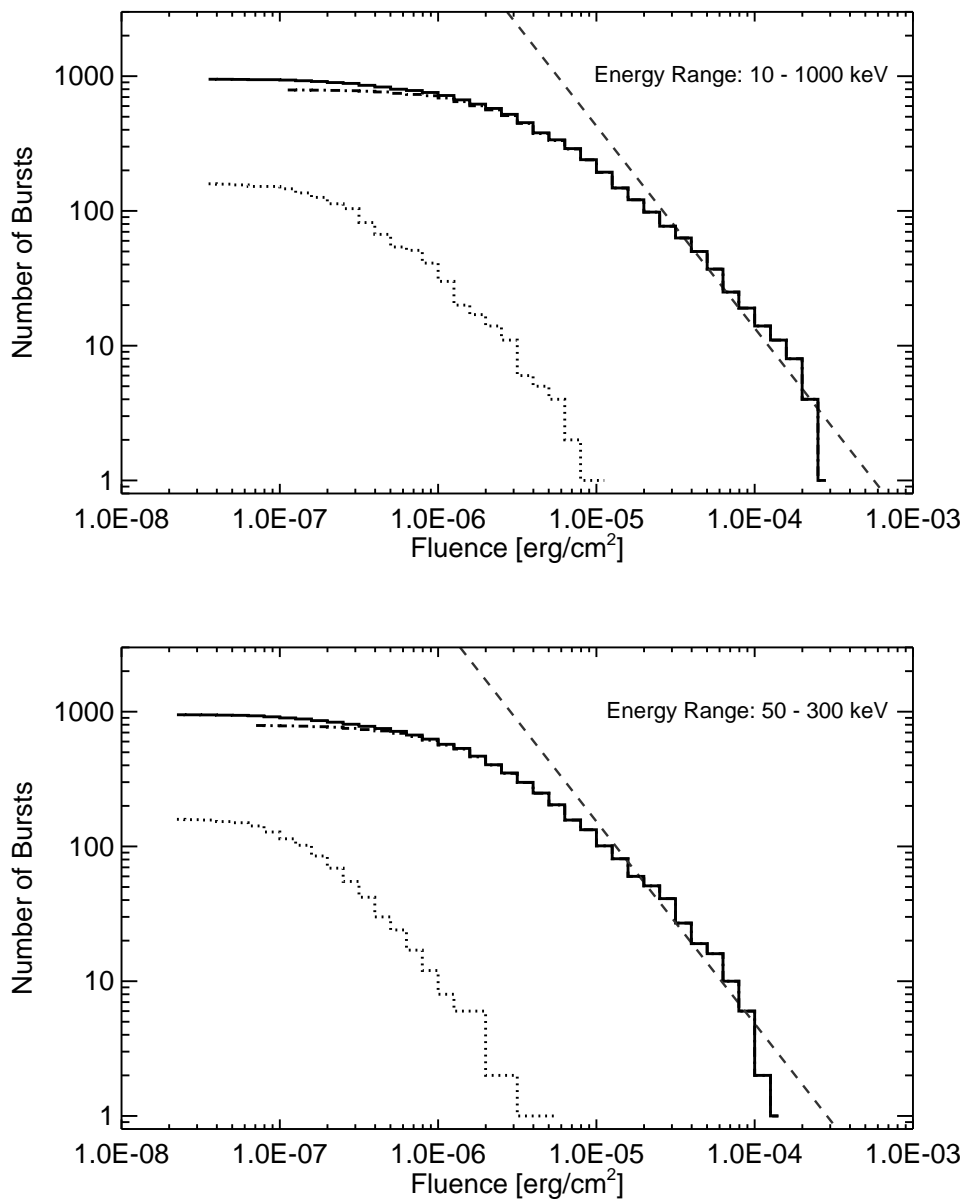


Fig. 10.— Integral distribution of GRB fluence in two energy ranges: 10–1000 keV (upper plot) and 50–300 keV (lower plot). Distributions are shown for the total sample (solid histogram), short GRBs (dots) and long GRBs (dash-dots), using $T_{90} = 2$ s as the distinguishing criterion. In each plot a power law with a slope of $-3/2$ (dashed line) is drawn to guide the eye.

Table 1: Trigger statistics of the year 1 & 2 and year 3 & 4 catalogs

	GRBs	SGRs	TGFs	SFs	CPs	Other	Sum	ARRs	LAT GRBs
Year 1 & 2	492 ^a	170	79	31	69 ^b	65 ^b	906 ^c	40	22
Year 3 & 4	462	17	182	363	138	58	1220	48	20 ^d
Year 1 to 4	954	187	261	394	207	123	2126	88 ^e	43

^aThe number of GRBs triggers during year 1 & 2 is including the two triggers on the ultra-long GRB 091024.

^bThe numbers of non GRB triggers in year 1 & 2 differ from the numbers cited in Paciasas et al. (2012), since some of the triggers were reclassified

^cThe total numbers of triggers is two less compared to Paciasas et al. (2012), since the two commanded triggers (bn100709294 & bn100711145) were not counted.

^dThe three year *Fermi* LAT GRB catalog (Ackermann et al. 2013) includes bursts only from August 2008 to August 2011 (Year 1 & 2: 22 GRBs, Year 3 & 4: 13 GRBs). The seven additional GRB detections from year 3 & 4, are listed in the public GRB list of the *Fermi* LAT team: http://fermi.gsfc.nasa.gov/ssc/observations/types/grbs/lat_grbs/

^eDue to misclassification of events as GRBs by the FSW, some of the ARRrs occurred for other event types. There were in addition two positive ARRrs for GBM trigger 100701.490 and 110920.546 with no slew, which was disabled at spacecraft level at that time.

Table 2. Trigger Criteria History

Algorithm	Timescale	Offset	Channels	Energy	Threshold (0.1σ) ^a								
					Number	(ms)	(ms)	(keV)	July 11	2008 July 14	Aug 1	May 8	2009 Oct 29
1	16	0	3-4	50-300	75	:	:	:	:	:	:	:	:
2	32	0	3-4	50-300	75	:	:	:	:	:	:	:	:
3	32	16	3-4	50-300	75	:	:	:	:	:	:	:	:
4	64	0	3-4	50-300	45	:	50	:	:	:	:	:	:
5	64	32	3-4	50-300	45	:	50	:	:	:	:	:	:
6	128	0	3-4	50-300	45	:	48	50	:	:	:	:	:
7	128	64	3-4	50-300	45	:	48	50	:	:	:	:	:
8	256	0	3-4	50-300	45	:	:	:	:	:	:	:	:
9	256	128	3-4	50-300	45	:	:	:	:	:	:	:	:
10	512	0	3-4	50-300	45	:	:	:	:	:	:	:	:
11	512	256	3-4	50-300	45	:	:	:	:	:	:	:	:
12	1024	0	3-4	50-300	45	:	:	:	:	:	:	:	:
13	1024	512	3-4	50-300	45	:	:	:	:	:	:	:	:
14	2048	0	3-4	50-300	45	:	:	:	:	:	:	:	:
15	2048	1024	3-4	50-300	45	:	:	:	:	:	:	:	:
16	4096	0	3-4	50-300	45	:	:	:	:	:	:	:	:
17	4096	2048	3-4	50-300	45	:	:	:	:	:	:	:	:
18	8192	0	3-4	50-300	C	50	:	:	D	:	:	:	:
19	8192	4096	3-4	50-300	C	50	:	:	D	:	:	:	:
20	16384	0	3-4	50-300	C	50	D	:	:	:	:	:	:
21	16384	8192	3-4	50-300	C	50	D	:	:	:	:	:	:
22	16	0	2-2	25-50	D	80	:	:	:	:	:	:	:
23	32	0	2-2	25-50	D	80	:	:	:	:	:	:	:
24	32	16	2-2	25-50	D	80	:	:	:	:	:	:	:
25	64	0	2-2	25-50	D	55	:	:	:	:	:	:	:
26	64	32	2-2	25-50	D	55	:	:	:	:	:	:	:

Table 2—Continued

Algorithm	Timescale	Offset	Channels	Energy	Threshold (0.1σ) ^a							
					2008	2008	2009	2009	2009	2009	2010	2010
Number	(ms)	(ms)		(keV)	July 11	July 14	Aug 1	May 8	Oct 29	Nov 10	Dec 7	Mar 26
27	128	0	2–2	25–50	D	55	:	:	D	:	:	:
28	128	64	2–2	25–50	D	55	:	:	D	:	:	:
29	256	0	2–2	25–50	D	55	:	:	D	:	:	:
30	256	128	2–2	25–50	D	55	:	:	D	:	:	:
31	512	0	2–2	25–50	D	55	:	:	D	:	:	:
32	512	256	2–2	25–50	D	55	:	:	D	:	:	:
33	1024	0	2–2	25–50	D	55	:	:	D	:	:	:
34	1024	512	2–2	25–50	D	55	:	:	D	:	:	:
35	2048	0	2–2	25–50	D	55	:	:	D	:	:	:
36	2048	1024	2–2	25–50	D	55	:	:	D	:	:	:
37	4096	0	2–2	25–50	D	65	:	:	D	:	:	:
38	4096	2048	2–2	25–50	D	65	:	:	D	:	:	:
39	8192	0	2–2	25–50	D	65	:	:	D	:	:	:
40	8192	4096	2–2	25–50	D	65	:	:	D	:	:	:
41	16384	0	2–2	25–50	D	65	D	:	:	:	:	:
42	16384	8192	2–2	25–50	D	65	D	:	:	:	:	:
43	16	0	5–7	> 300	D	80	:	:	:	:	:	:
44	32	0	5–7	> 300	D	80	:	:	D	:	:	:
45	32	16	5–7	> 300	D	80	:	:	D	:	:	:
46	64	0	5–7	> 300	D	55	:	60	D	:	:	:
47	64	32	5–7	> 300	D	55	:	60	D	:	:	:
48	128	0	5–7	> 300	D	55	:	:	D	:	:	:
49	128	64	5–7	> 300	D	55	:	:	D	:	:	:
50	16	0	4–7	> 100	D	80	:	:	:	:	:	:
51	32	0	4–7	> 100	D	80	:	:	D	:	:	:
52	32	16	4–7	> 100	D	80	:	:	D	:	:	:

Table 2—Continued

Algorithm	Timescale	Offset	Channels	Energy	Threshold (0.1σ) ^a							
					2008	2009			2010			
Number	(ms)	(ms)		(keV)	July 11	July 14	Aug 1	May 8	Oct 29	Nov 10	Dec 7	Mar 26
53	64	0	4–7	> 100	D	55	:	:	D	:	:	:
54	64	32	4–7	> 100	D	55	:	:	D	:	:	:
55	128	0	4–7	> 100	D	55	:	:	D	:	:	:
56	128	64	4–7	> 100	D	55	:	:	D	:	:	:
57	256	0	4–7	> 100	D	55	:	:	D	:	:	:
58	256	128	4–7	> 100	D	55	:	:	D	:	:	:
59	512	0	4–7	> 100	D	55	:	:	D	:	:	:
60	512	256	4–7	> 100	D	55	:	:	D	:	:	:
61	1024	0	4–7	> 100	D	55	:	:	D	:	:	:
62	1024	512	4–7	> 100	D	55	:	:	D	:	:	:
63	2048	0	4–7	> 100	D	55	:	:	D	:	:	:
64	2048	1024	4–7	> 100	D	55	:	:	D	:	:	:
65	4096	0	4–7	> 100	D	65	:	:	D	:	:	:
66	4096	2048	4–7	> 100	D	65	:	:	D	:	:	:
116 ^b	16	0	5–7 BGO/3–6	> 300 2 - 40 MeV	D	:	:	:	:	60	55	:
117 ^b	16	0	5–7 BGO/3–6	> 300 2 - 40 MeV	D	:	:	:	:	55	45	:
118 ^b	16	0	5–7 BGO/3–6	> 300 2 - 40 MeV	D	:	:	:	:	55	45	:
119 ^b	16	0	BGO/3–6	2 - 40 MeV	D	:	:	:	:	55	45	47

^aSymbol ':' indicates no change from previous setting; 'C' indicates that the algorithm is in compute mode (see text); 'D' indicates that the algorithm is disabled.

^bTrigger algorithms using the BGO detector count rates. Algorithm 116 triggers off when at least two NaI and one BGO detectors are exceeding the trigger threshold. Algorithms 117 is same as 116, but impose the additional requirement that the triggered detectors are on the +X side of the spacecraft. Algorithm 118 is the same as 117, but requiring the triggered detectors to be on the -X side of the spacecraft. Algorithm 119 requires a significant rate increase in both BGO detectors.

Table 3: GBM GCN notice types (For more details see: <http://gcn.gsfc.nasa.gov/fermi.html#tc2>)

GCN/FERMI	Sequence of Notices	Content / Purpose	Issues
_GBM_ALERT	1 st , occurs directly after GBM trigger	date, time, trigger criteria, trigger detection significance, algorithm used to make the detection	1
_GBM_FLT_POSITION	2 nd	RA, DEC GRB location, calculated by on-board flight software	1 - 5
_GBM_GND_POSITION	3 rd	RA, DEC GRB location, calculated by automated ground software	≥ 0
_GBM_FINAL_POSITION	4 th	H-i-t-l location. If the trigger is a GRB and it is not detected by an instrument with better location accuracy, a GBM final notice is sent within 2 hours	≥ 0
_SC_SLEW	only in case of an ARR	indicates whether or not the spacecraft determined if it will slew to this burst. $\sim 1 - 3$ /month	1

Table 4: Trigger algorithm statistics

Algorithm	Time ms	Energy keV	GRBs	SGRs	TGFs	SFs	CPs	Other	Comment ^a
1 - 5	16 - 64	50 - 300	163	72	5	1	8	10	GRB
6 - 11	128 - 512	50 - 300	351	7	-	6	6	31	GRB
12 - 17	1024 - 4096	50 - 300	418	-	-	35	150	25	GRB
18 - 21	8192 - 16384	50 - 300	3	-	-	-	-	-	D
22 - 26	16 - 64	25 - 50	7	105	-	349	7	5	SGR
27 - 32	128 - 512	25 - 50	2	3	-	1	2	-	D
33 - 38	1024 - 4096	25 - 50	8	-	-	2	11	3	D
39 - 42	8192 - 16384	25 - 50	1	-	-	-	8	3	D
43	16	> 300	-	-	30	-	-	1	TGF
44 - 49	32 - 128	> 300	-	-	-	-	-	5	D
50	16	> 100	-	-	5	-	4	-	TGF
51 - 66	32 - 4096	> 100	1	-	-	-	-	-	D
116 - 119	16	BGO	-	-	221	-	11	40	TGF

^a'GRB', 'SGR' and 'TGF' indicate the source classes that are most likely to trigger the corresponding algorithm; 'D' indicates that the algorithm was finally disabled at the end of year 4.

Table 5: Breakdown of long and short GRBs which triggered on BATSE- and non-BATSE-like GBM GRB trigger algorithms, individually listed for the year 1 & 2, year 3 & 4 and full four year catalog periods. The fraction of short GRBs (in %) with respect to the total number of observed GRBs is stated for all GBM GRBs and GRBs which have triggered on BATSE-like trigger algorithms.

Years	Algorithm	GRBs (1 st / 2 nd half-bin ^a)	long GRBs	short GRBs (Range ^b)	no duration
1 & 2	ALL	491	400 ^c	88 (18%) (73 (15%) - 104 (21%))	3 ^c
	BATSE	419 (405 / 408)	336	83 (20%)	
	non-BATSE	68	63	5	
3 & 4	ALL	462	389	71 (15%) (51 (11%) - 89 (19%))	2
	BATSE	395 (372 / 366)	330	63 (16%)	2
	non-BATSE	67	59	8	-
1 to 4	ALL	953	789	159 (17%) (124 (13%) - 193 (20%))	5
	BATSE	814 (777 / 774)	666	146 (18%)	2
	non-BATSE	135	122	13	-

^aNumber of GRBs which triggered on BATSE-like search algorithms which are offset half the timescale (2nd half-bin) compared to the original BATSE-like algorithms (1st half-bin).

^bNumber of short GRBs within the quoted duration errors (see Table 7)

^cThe ultra-long GRB 091024A which triggered GBM twice and the three GRBs with no measured duration weren't considered for the BATSE/non-BATSE classification of the years 1 & 2 triggers.

Table 6. GRB Triggers: Locations and Trigger Characteristics

Trigger ID ^a	GRB Name ^a	Time (UT)	α (°)	δ (°)	Error (°)	Location Source	Algorithm	Timescale (ms)	Energy (keV)	Other Detections ^b
bn080714086	GRB 080714B	02:04:12.0534	41.9	8.5	7.5	<i>Fermi</i> -GBM	10	512	47-291	K
bn080714425	GRB 080714C	10:12:01.8376	187.5	-74.0	8.7	<i>Fermi</i> -GBM	17	4096	47-291	
bn080714745	GRB 080714A	17:52:54.0234	188.1	-60.2	0.0	<i>Swift</i>	13	1024	47-291	K, R, IA, S, Me, A
<i>bn080715950</i>	<i>GRB 080715A</i>	22:48:40.1634	214.7	9.9	2.0	<i>Fermi</i> -GBM	29	256	23-47	K, Me, A
bn080717543	GRB 080717A	13:02:35.2207	147.3	-70.0	4.7	<i>Fermi</i> -GBM	17	4096	47-291	
bn080719529	GRB 080719A	12:41:40.9578	153.2	-61.3	13.8	<i>Fermi</i> -GBM	16	4096	47-291	K, A
bn080720316	GRB 080720A	07:35:35.5476	98.5	-43.9	4.8	<i>Fermi</i> -GBM	19	8192	47-291	
<i>bn080723557</i>	<i>GRB 080723B</i>	13:22:21.3751	176.8	-60.2	0.0	<i>Swift</i>	8	256	47-291	K, IA, IS, Me, A
bn080723913	GRB 080723C	21:55:23.0583	113.3	-19.7	9.9	<i>Fermi</i> -GBM	5	64	47-291	W
<i>bn080723985</i>	<i>GRB 080723D</i>	23:37:42.7083	105.3	71.1	1.0	<i>Fermi</i> -GBM	11	512	47-291	K, IA, Me, W, A
bn080724401	GRB 080724A	09:37:40.6034	358.3	32.9	1.6	<i>Fermi</i> -GBM	9	256	47-291	K, R, IA, S, W
bn080725435	GRB 080725A	10:26:09.0559	121.7	-14.0	0.0	<i>Swift</i>	4	64	47-291	K, IA, S, Me
bn080725541	GRB 080725B	12:59:23.7624	354.8	8.9	3.5	<i>Fermi</i> -GBM	4	64	47-291	K, IA, S, W
bn080727964	GRB 080727C	23:07:46.2169	32.6	64.1	0.0	<i>Swift</i>	15	2048	47-291	S, W
bn080730520	GRB 080730A	12:29:15.4032	245.4	4.6	2.1	<i>Fermi</i> -GBM	17	4096	47-291	K, W
<i>bn080730786</i>	<i>GRB 080730B</i>	18:51:38.1813	246.6	28.7	2.1	<i>Fermi</i> -GBM	4	64	47-291	K, R, Me, W, A
<i>bn080802386</i>	<i>GRB 080802A</i>	09:15:10.5274	154.3	40.7	4.1	<i>Fermi</i> -GBM	5	64	47-291	K, IA, W
bn080803772	GRB 080803A	18:31:22.0407	300.1	82.8	5.9	<i>Fermi</i> -GBM	14	2048	47-291	K, IA, S, Me, W, A
bn080804456	GRB 080804B	10:56:07.1590	107.5	20.3	7.3	<i>Fermi</i> -GBM	17	4096	47-291	K
bn080804972	GRB 080804A	23:20:14.8794	328.7	-53.2	0.0	<i>Swift</i>	10	512	47-291	K, R, IA, S, Me
bn080805496	GRB 080805B	11:53:50.5646	322.7	47.9	5.6	<i>Fermi</i> -GBM	17	4096	47-291	
bn080805584	GRB 080805C	14:01:06.2435	174.5	-23.1	5.7	<i>Fermi</i> -GBM	15	2048	47-291	R
bn080806584	GRB 080806A	14:01:11.2038	94.6	57.8	13.6	<i>Fermi</i> -GBM	11	512	47-291	
bn080806896	GRB 080806B	21:29:40.8238	241.8	46.7	2.9	<i>Fermi</i> -GBM	39	8192	23-47	K, S, Me, W
<i>bn080807993</i>	<i>GRB 080807A</i>	23:50:32.6388	101.7	-16.0	2.6	<i>Fermi</i> -GBM	1	16	47-291	K, IA
bn080808451	GRB 080808A	10:50:03.2649	107.4	-33.8	13.6	<i>Fermi</i> -GBM	16	4096	47-291	
bn080808565	GRB 080808B	13:33:48.3383	33.6	5.4	2.6	<i>Fermi</i> -GBM	12	1024	47-291	K
bn080808772	GRB 080808C	18:31:39.7362	96.7	-14.4	12.3	<i>Fermi</i> -GBM	17	4096	47-291	
bn080809808	GRB 080809A	19:23:33.1292	91.7	61.4	7.1	<i>Fermi</i> -GBM	16	4096	47-291	K, W
bn080810549	GRB 080810A	13:10:12.5806	356.8	0.3	0.0	<i>Swift</i>	9	256	47-291	K, IA, S

Table 6—Continued

Trigger ID ^a	GRB Name ^a	Time (UT)	α (°)	δ (°)	Error (°)	Location Source	Algorithm	Timescale (ms)	Energy (keV)	Other Detections ^b
bn080812889	GRB 080812A	21:19:33.8316	176.7	-33.2	4.1	<i>Fermi</i> -GBM	15	2048	47-291	IA, W
bn080815917	GRB 080815A	22:00:05.0847	240.9	-47.8	6.3	<i>Fermi</i> -GBM	7	128	47-291	
bn080816503	GRB 080816A	12:04:18.1801	156.2	42.6	2.0	<i>Fermi</i> -GBM	13	1024	47-291	K, Me
<i>bn080816989</i>	<i>GRB 080816B</i>	23:43:54.6901	289.5	-6.8	5.3	<i>Fermi</i> -GBM	4	64	47-291	K, IA, Me, W
<i>bn080817161</i>	<i>GRB 080817A</i>	03:52:10.5370	148.9	-16.3	1.0	<i>Fermi</i> -GBM	10	512	47-291	K, IA, Me, W, A
bn080817720	GRB 080817B	17:17:07.5186	80.2	-17.1	5.7	<i>Fermi</i> -GBM	5	64	47-291	S, Me, W
bn080818579	GRB 080818A	13:54:24.8403	60.4	-6.9	6.5	<i>Fermi</i> -GBM	9	256	47-291	
bn080818945	GRB 080818B	22:40:49.0790	98.1	7.4	7.3	<i>Fermi</i> -GBM	11	512	47-291	W
bn080821332	GRB 080821A	07:57:26.4787	238.6	32.6	3.6	<i>Fermi</i> -GBM	11	512	47-291	K, R, Me
bn080823363	GRB 080823A	08:42:13.1426	89.8	-42.4	3.3	<i>Fermi</i> -GBM	16	4096	47-291	W
bn080824909	GRB 080824A	21:48:54.7277	122.4	-2.8	1.0	<i>Fermi</i> -GBM	6	128	47-291	K
<i>bn080825593</i>	<i>GRB 080825C</i>	14:13:48.1048	234.0	-4.7	1.5	<i>Fermi</i> -GBM	9	256	47-291	K, R, IA, S, Me, A, L
bn080828189	GRB 080828B	04:32:11.2646	221.3	-12.3	16.9	<i>Fermi</i> -GBM	8	256	47-291	
bn080829790	GRB 080829A	18:57:36.4204	221.9	3.2	4.3	<i>Fermi</i> -GBM	8	256	47-291	K, S
bn080830368	GRB 080830A	08:50:16.3344	160.1	30.8	2.5	<i>Fermi</i> -GBM	10	512	47-291	K, R, S, Me
bn080831053	GRB 080831A	01:16:14.7521	211.2	-51.7	11.5	<i>Fermi</i> -GBM	3	32	47-291	IA
bn080831921	GRB 080831B	22:06:23.1654	259.1	-23.2	2.8	<i>Fermi</i> -GBM	8	256	47-291	K
bn080904886	GRB 080904A	21:16:04.7512	214.2	-30.3	2.1	<i>Fermi</i> -GBM	37	4096	23-47	K
<i>bn080905499</i>	<i>GRB 080905A</i>	11:58:55.0382	287.7	-18.9	0.0	<i>Swift</i>	2	32	47-291	IA, S, W, A
bn080905570	GRB 080905C	13:41:29.3763	96.9	-69.8	8.0	<i>Fermi</i> -GBM	12	1024	47-291	W
bn080905705	GRB 080905B	16:55:46.8427	301.7	-62.6	0.0	<i>Swift</i>	12	1024	47-291	IA, S
bn080906212	GRB 080906B	05:05:11.5469	182.8	-6.4	1.3	<i>Fermi</i> -GBM	9	256	47-291	K, IA, S, Me, W, A
bn080912360	GRB 080912A	08:38:55.9394	25.8	-7.2	7.1	<i>Fermi</i> -GBM	15	2048	47-291	W
bn080913735	GRB 080913B	17:38:31.4195	45.1	-3.0	5.9	<i>Fermi</i> -GBM	8	256	47-291	
<i>bn080916009</i>	<i>GRB 080916C</i>	00:12:45.6135	119.8	-56.6	0.0	<i>Swift</i>	16	4096	47-291	K, R, IA, Me, A, L
bn080916406	GRB 080916A	09:45:18.9384	336.3	-57.0	0.0	<i>Swift</i>	14	2048	47-291	K, IA, S, Me, W
bn080919790	GRB 080919B	18:57:35.1052	219.5	44.4	18.1	<i>Fermi</i> -GBM	1	16	47-291	
bn080920268	GRB 080920A	06:25:48.8588	121.6	8.9	5.4	<i>Fermi</i> -GBM	17	4096	47-291	IA
bn080924766	GRB 080924A	18:22:36.8437	72.8	32.5	4.4	<i>Fermi</i> -GBM	13	1024	47-291	K
<i>bn080925775</i>	<i>GRB 080925A</i>	18:35:55.9970	96.1	18.2	1.2	<i>Fermi</i> -GBM	8	256	47-291	K, R, Me, W

Table 6—Continued

Trigger ID ^a	GRB Name ^a	Time (UT)	α (°)	δ (°)	Error (°)	Location Source	Algorithm	Timescale (ms)	Energy (keV)	Other Detections ^b
bn080927480	GRB 080927A	11:30:32.1064	61.3	27.4	4.6	<i>Fermi</i> -GBM	13	1024	47-291	K, W
bn080928628	GRB 080928A	15:04:56.0478	95.1	-55.2	0.0	<i>Swift</i>	9	256	47-291	
bn081003644	GRB 081003C	15:27:17.9319	259.1	35.4	6.9	<i>Fermi</i> -GBM	14	2048	47-291	K, W
bn081006604	GRB 081006A	14:29:34.1726	142.0	-67.4	8.0	<i>Fermi</i> -GBM	6	128	47-291	IA, S, W, L
bn081006872	GRB 081006B	20:55:35.5945	172.2	-61.0	8.7	<i>Fermi</i> -GBM	10	512	47-291	IA
bn081008832	GRB 081008A	19:58:01.7992	280.0	-57.4	0.0	<i>Swift</i>	12	1024	47-291	IA, S, Me, W
bn081009140	GRB 081009A	03:20:58.0628	250.5	18.4	1.0	<i>Fermi</i> -GBM	8	256	47-291	K, R, IA, S, Me
<i>bn081009690</i>	<i>GRB 081009B</i>	16:33:37.3376	64.6	14.2	2.1	<i>Fermi</i> -GBM	9	256	47-291	
<i>bn081012045</i>	<i>GRB 081012B</i>	01:05:22.7830	69.7	4.5	5.4	<i>Fermi</i> -GBM	7	128	47-291	IA
bn081012549	GRB 081012A	13:10:23.0326	30.2	-17.6	0.0	<i>Swift</i>	12	1024	47-291	IA, S, Me
bn081017474	GRB 081017B	11:22:37.4396	109.0	-15.2	8.0	<i>Fermi</i> -GBM	13	1024	47-291	
bn081021398	GRB 081021A	09:33:28.0154	190.3	-25.6	4.1	<i>Fermi</i> -GBM	10	512	47-291	K, R, S, Me
bn081022364	GRB 081022A	08:44:44.8470	205.4	16.6	7.9	<i>Fermi</i> -GBM	8	256	47-291	W
bn081024245	GRB 081024A	05:53:09.0057	27.9	61.3	0.0	<i>Swift</i>	4	64	47-291	R, IA, S
bn081024851	GRB 081024C	20:25:34.1230	145.8	-10.8	4.5	<i>Fermi</i> -GBM	14	2048	47-291	
bn081024891	GRB 081024B	21:22:40.8642	322.9	21.2	0.2	<i>Fermi</i> -LAT	4	64	47-291	IA, W, L
bn081025349	GRB 081025A	08:23:05.2927	245.4	60.5	0.0	<i>Swift</i>	10	512	47-291	K, R, IA, S, Me, W
bn081028538	GRB 081028B	12:55:08.1805	16.0	-27.2	6.9	<i>Fermi</i> -GBM	8	256	47-291	
bn081101167	GRB 081101C	04:00:39.6334	213.3	-18.5	8.1	<i>Fermi</i> -GBM	18	8192	47-291	
bn081101491	GRB 081101A	11:46:32.0579	95.8	-0.1	0.0	<i>Swift</i>	4	64	47-291	S
<i>bn081101532</i>	<i>GRB 081101B</i>	12:45:24.0820	207.5	-28.0	1.1	<i>Fermi</i> -GBM	10	512	47-291	K, IA, S, Me
bn081102365	GRB 081102B	08:45:00.5059	225.3	22.0	8.6	<i>Fermi</i> -GBM	4	64	47-291	IA, Me, W, A
bn081102739	GRB 081102A	17:44:21.5994	331.2	53.0	0.0	<i>Swift</i>	12	1024	47-291	K, S
bn081105614	GRB 081105B	14:43:51.2874	215.8	38.7	11.4	<i>Fermi</i> -GBM	5	64	47-291	
bn081107321	GRB 081107A	07:42:01.1149	51.0	17.1	3.5	<i>Fermi</i> -GBM	7	128	47-291	K, R
bn081109293	GRB 081109A	07:02:02.4154	330.8	-54.7	0.0	<i>Swift</i>	17	4096	47-291	R, IA, S, W
<i>bn081110601</i>	<i>GRB 081110A</i>	14:25:43.0316	111.7	21.4	1.8	<i>Fermi</i> -GBM	56	128	>100	K, IA, S, Me, A
bn081113230	GRB 081113A	05:31:32.8973	170.3	56.3	12.4	<i>Fermi</i> -GBM	26	64	23-47	K, IA, S
bn081115891	GRB 081115A	21:22:28.1472	190.6	63.3	15.1	<i>Fermi</i> -GBM	8	256	47-291	
bn081118876	GRB 081118B	21:00:53.5357	54.6	-43.3	3.6	<i>Fermi</i> -GBM	13	1024	47-291	K, R

Table 6—Continued

Trigger ID ^a	GRB Name ^a	Time (UT)	α (°)	δ (°)	Error (°)	Location Source	Algorithm	Timescale (ms)	Energy (keV)	Other Detections ^b
bn081119184	GRB 081119A	04:25:27.0591	346.5	30.0	15.2	<i>Fermi</i> -GBM	10	512	47-291	
bn081120618	GRB 081120A	14:49:34.5666	205.4	-9.1	6.0	<i>Fermi</i> -GBM	15	2048	47-291	
bn081121858	GRB 081121A	20:35:27.7540	89.3	-60.6	0.0	<i>Swift</i>	14	2048	47-291	Mo, K, IA, S, A
<i>bn081122520</i>	<i>GRB 081122A</i>	12:28:12.2113	339.1	40.0	1.0	<i>Fermi</i> -GBM	6	128	47-291	K, R, IA, W
bn081122614	GRB 081122B	14:43:26.2316	151.4	-2.1	11.2	<i>Fermi</i> -GBM	1	16	47-291	
bn081124060	GRB 081124A	01:26:10.8478	340.1	-14.6	2.5	<i>Fermi</i> -GBM	34	1024	23-47	K, R, IA
<i>bn081125496</i>	<i>GRB 081125A</i>	11:53:39.0035	42.7	-18.9	1.0	<i>Fermi</i> -GBM	9	256	47-291	Mo, K, R, IA, S, W, A
<i>bn081126899</i>	<i>GRB 081126A</i>	21:34:09.0649	323.5	48.7	0.0	<i>Swift</i>	9	256	47-291	K, IA, S
<i>bn081129161</i>	<i>GRB 081129A</i>	03:52:04.2604	63.2	-54.9	3.0	<i>Fermi</i> -GBM	9	256	47-291	K, R, IA
bn081130212	GRB 081130A	05:04:40.7189	34.2	45.4	7.2	<i>Fermi</i> -GBM	26	64	23-47	
bn081130629	GRB 081130B	15:05:15.7220	13.2	-5.5	3.8	<i>Fermi</i> -GBM	11	512	47-291	K, W
bn081204004	GRB 081204C	00:05:24.2438	63.3	-62.6	4.8	<i>Fermi</i> -GBM	11	512	47-291	K
bn081204517	GRB 081204B	12:24:25.7930	150.8	30.5	10.2	<i>Fermi</i> -GBM	1	16	47-291	S
bn081206275	GRB 081206A	06:35:53.0181	120.1	32.8	6.4	<i>Fermi</i> -GBM	17	4096	47-291	K, IA, W
bn081206604	GRB 081206B	14:29:30.6928	353.3	-31.9	12.6	<i>Fermi</i> -GBM	14	2048	47-291	W
bn081206987	GRB 081206C	23:41:50.4689	54.3	-8.6	11.2	<i>Fermi</i> -GBM	15	2048	47-291	IA, W
<i>bn081207680</i>	<i>GRB 081207A</i>	16:18:46.9364	112.4	70.5	1.2	<i>Fermi</i> -GBM	12	1024	47-291	K, R, IA, W, A
<i>bn081209981</i>	<i>GRB 081209A</i>	23:31:56.3889	45.3	63.5	4.9	<i>Fermi</i> -GBM	1	16	47-291	K, S, A
bn081213173	GRB 081213A	04:09:41.6360	12.9	-33.9	13.2	<i>Fermi</i> -GBM	3	32	47-291	IA
<i>bn081215784</i>	<i>GRB 081215A</i>	18:48:36.8462	125.6	54.0	1.0	IPN	11	512	47-291	K, R, IA, A
bn081215880	GRB 081215B	21:06:53.0399	228.6	-50.7	5.4	<i>Fermi</i> -GBM	8	256	47-291	K, S, W
<i>bn081216531</i>	<i>GRB 081216A</i>	12:43:59.9939	129.2	7.6	4.4	<i>Fermi</i> -GBM	6	128	47-291	K, R, IA, S, W
bn081217983	GRB 081217A	23:34:49.0146	116.8	26.8	2.0	<i>Fermi</i> -GBM	14	2048	47-291	K, R, IA
bn081221681	GRB 081221A	16:21:12.2182	15.8	-24.5	0.0	<i>Swift</i>	8	256	47-291	Mo, K, S
bn081222204	GRB 081222A	04:54:00.2557	22.7	-34.1	0.0	<i>Swift</i>	8	256	47-291	Mo, K, R, IA, S, A
bn081223419	GRB 081223A	10:03:57.1476	112.5	33.2	3.8	<i>Fermi</i> -GBM	2	32	47-291	IA
<i>bn081224887</i>	<i>GRB 081224A</i>	21:17:55.4139	201.7	75.1	1.0	<i>Fermi</i> -GBM	5	64	47-291	K, IA, S, W, A
bn081225257	GRB 081225A	06:09:21.3432	234.1	-64.6	6.9	<i>Fermi</i> -GBM	17	4096	47-291	
bn081226044	GRB 081226A	01:03:37.5263	120.5	-69.0	0.0	<i>Swift</i>	7	128	47-291	IA, S
bn081226156	GRB 081226C	03:44:52.4146	193.0	26.8	2.4	<i>Fermi</i> -GBM	34	1024	23-47	K

Table 6—Continued

Trigger ID ^a	GRB Name ^a	Time (UT)	α (°)	δ (°)	Error (°)	Location Source	Algorithm	Timescale (ms)	Energy (keV)	Other Detections ^b
bn081226509	GRB 081226B	12:13:10.7055	25.5	-47.4	0.0	<i>INTEGRAL</i>	4	64	47-291	IA, IS, S, W
bn081229187	GRB 081229A	04:29:01.8801	172.6	56.9	8.8	<i>Fermi</i> -GBM	5	64	47-291	IA
bn081229675	GRB 081229B	16:12:17.3755	310.0	22.8	20.7	<i>Fermi</i> -GBM	1	16	47-291	
bn081230871	GRB 081230B	20:53:40.9368	207.6	-17.3	7.7	<i>Fermi</i> -GBM	7	128	47-291	
bn081231140	GRB 081231A	03:21:01.9340	208.6	-35.8	1.0	<i>Fermi</i> -GBM	10	512	47-291	Mo, K, IA
bn090101758	GRB 090101A	18:11:41.9175	77.8	-31.6	1.2	<i>Fermi</i> -GBM	13	1024	47-291	K, R
<i>bn090102122</i>	<i>GRB 090102A</i>	02:55:30.8461	128.2	33.1	0.0	<i>Swift</i>	8	256	47-291	Mo, K, IA, S, A
bn090107681	GRB 090107B	16:20:42.7656	284.8	59.6	0.0	<i>INTEGRAL</i>	14	2048	47-291	K, IS, W
bn090108020	GRB 090108A	00:29:02.3655	260.8	46.0	3.8	<i>Fermi</i> -GBM	1	16	47-291	K, W
bn090108322	GRB 090108B	07:43:23.3598	0.4	-32.9	8.3	<i>Fermi</i> -GBM	3	32	47-291	
bn090109332	GRB 090109A	07:58:29.4926	129.6	51.8	9.8	<i>Fermi</i> -GBM	8	256	47-291	
bn090112332	GRB 090112A	07:57:23.1109	110.9	-30.4	1.0	<i>Fermi</i> -GBM	10	512	47-291	IA, W
bn090112729	GRB 090112B	17:30:15.4538	192.3	25.4	1.7	<i>Fermi</i> -GBM	13	1024	47-291	Mo, K, R, S, Me, W
bn090113778	GRB 090113A	18:40:40.8419	32.1	33.4	0.0	<i>Swift</i>	10	512	47-291	S, Me, W
bn090117335	GRB 090117B	08:02:02.2267	227.3	-41.5	4.8	<i>Fermi</i> -GBM	10	512	47-291	
bn090117632	GRB 090117C	15:10:40.1758	121.6	-38.8	1.9	<i>Fermi</i> -GBM	17	4096	47-291	K, IA, W
bn090117640	GRB 090117A	15:22:01.0547	164.0	-58.2	0.0	<i>AGILE</i>	9	256	47-291	K, A
bn090120627	GRB 090120A	15:02:22.7594	38.1	-72.2	11.2	<i>Fermi</i> -GBM	11	512	47-291	W
bn090126227	GRB 090126B	05:26:22.2341	189.2	34.1	3.6	<i>Fermi</i> -GBM	34	1024	23-47	
bn090126245	GRB 090126C	05:52:33.7347	224.9	41.2	11.1	<i>Fermi</i> -GBM	8	256	47-291	W
bn090129880	GRB 090129A	21:07:15.4256	269.0	-32.8	0.0	<i>Swift</i>	8	256	47-291	IA, S, Me
bn090131090	GRB 090131A	02:09:21.1491	352.3	21.2	1.0	<i>Fermi</i> -GBM	8	256	47-291	Mo, K, R, IA, S, Me, W, A
bn090202347	GRB 090202A	08:19:30.4005	274.3	-2.0	2.6	<i>Fermi</i> -GBM	13	1024	47-291	K, IA, Me
bn090206620	GRB 090206A	14:52:42.1707	156.2	8.8	8.7	<i>Fermi</i> -GBM	1	16	47-291	R, IA, W
bn090207777	GRB 090207A	18:39:10.8373	252.7	34.9	3.8	<i>Fermi</i> -GBM	12	1024	47-291	R, IA, S, Me, W
bn090213236	GRB 090213A	05:39:25.4589	330.6	-55.0	3.1	<i>Fermi</i> -GBM	16	4096	47-291	
<i>bn090217206</i>	<i>GRB 090217A</i>	04:56:42.5578	204.9	-8.4	0.5	<i>Fermi</i> -LAT	9	256	47-291	Mo, K, R, IA, Me, W, L
bn090219074	GRB 090219A	01:46:18.1486	26.5	59.2	5.2	<i>Fermi</i> -GBM	5	64	47-291	IA
bn090222179	GRB 090222A	04:17:09.5761	118.6	45.0	4.3	<i>Fermi</i> -GBM	10	512	47-291	
bn090225009	GRB 090225A	00:12:23.9776	358.2	61.0	8.7	<i>Fermi</i> -GBM	8	256	47-291	A

Table 6—Continued

Trigger ID ^a	GRB Name ^a	Time (UT)	α (°)	δ (°)	Error (°)	Location Source	Algorithm	Timescale (ms)	Energy (keV)	Other Detections ^b
<i>bn090227310</i>	<i>GRB 090227A</i>	07:25:57.0031	3.3	-43.0	1.2	<i>Fermi</i> -GBM	9	256	47-291	Mo, K, R, IA, W
<i>bn090227772</i>	<i>GRB 090227B</i>	18:31:01.4069	11.8	32.2	1.8	<i>Fermi</i> -GBM	1	16	47-291	K, IA, Me, W, L
<i>bn090228204</i>	<i>GRB 090228A</i>	04:53:20.9115	106.8	-24.3	1.0	<i>Fermi</i> -GBM	1	16	47-291	Mo, K, R, Me, A
bn090228976	GRB 090228B	23:25:01.0233	357.6	36.7	3.3	<i>Fermi</i> -GBM	9	256	47-291	IA, W
bn090301315	GRB 090301B	07:33:37.9783	352.8	9.5	5.0	<i>Fermi</i> -GBM	13	1024	47-291	R, IA, W
bn090304216	GRB 090304A	05:10:48.1569	195.9	-73.4	12.3	<i>Fermi</i> -GBM	8	256	47-291	IA, Me
<i>bn090305052</i>	<i>GRB 090305B</i>	01:14:35.7277	135.0	74.3	5.4	<i>Fermi</i> -GBM	5	64	47-291	K, IA, Me, A
bn090306245	GRB 090306C	05:52:05.3453	137.0	57.0	4.1	<i>Fermi</i> -GBM	14	2048	47-291	
bn090307167	GRB 090307B	03:59:57.2490	172.7	-23.9	12.4	<i>Fermi</i> -GBM	17	4096	47-291	
<i>bn090308734</i>	<i>GRB 090308B</i>	17:36:24.6992	21.9	-54.3	4.8	<i>Fermi</i> -GBM	7	128	47-291	K, R, IA, S, Me
bn090309767	GRB 090309B	18:25:07.1934	174.3	-49.5	3.6	<i>Fermi</i> -GBM	12	1024	47-291	
bn090310189	GRB 090310A	04:32:49.9024	184.9	-34.2	4.7	<i>Fermi</i> -GBM	9	256	47-291	
bn090316311	GRB 090316A	07:27:42.4470	256.1	-38.9	9.3	<i>Fermi</i> -GBM	4	64	47-291	
bn090319622	GRB 090319A	14:55:35.2224	283.3	-8.9	2.6	<i>Fermi</i> -GBM	17	4096	47-291	K, IA, A
bn090320045	GRB 090320C	01:05:10.5273	108.3	-43.3	17.9	<i>Fermi</i> -GBM	14	2048	47-291	
bn090320418	GRB 090320A	10:01:46.0112	238.0	-46.5	12.0	<i>Fermi</i> -GBM	12	1024	47-291	
bn090320801	GRB 090320B	19:13:46.0964	183.4	49.8	9.5	<i>Fermi</i> -GBM	11	512	47-291	K
<i>bn090323002</i>	<i>GRB 090323A</i>	00:02:42.6274	190.7	17.1	0.0	<i>Swift</i>	14	2048	47-291	Mo, K, IA, S, Me, L
bn090326633	GRB 090326A	15:10:49.4848	259.7	-7.4	4.0	<i>Fermi</i> -GBM	15	2048	47-291	
bn090327404	GRB 090327A	09:41:41.5202	33.1	-41.5	3.1	<i>Fermi</i> -GBM	12	1024	47-291	K, R
<i>bn090328401</i>	<i>GRB 090328A</i>	09:36:46.5113	90.9	-42.0	0.0	<i>Swift</i>	14	2048	47-291	K, R, IA, S, Me, A, L
<i>bn090328713</i>	<i>GRB 090328B</i>	17:07:04.9370	155.7	33.4	7.9	<i>Fermi</i> -GBM	1	16	47-291	K, IA, W, A
bn090330279	GRB 090330A	06:42:22.0973	160.2	-8.2	2.1	<i>Fermi</i> -GBM	14	2048	47-291	K, R, Me
bn090331681	GRB 090331A	16:20:20.3852	210.5	3.1	9.3	<i>Fermi</i> -GBM	5	64	47-291	IA
bn090403314	GRB 090403A	07:32:42.1295	67.1	47.2	9.7	<i>Fermi</i> -GBM	12	1024	47-291	K
bn090405663	GRB 090405A	15:54:41.3408	221.9	-9.2	10.4	<i>Fermi</i> -GBM	5	64	47-291	IA, S
bn090409288	GRB 090409A	06:54:01.4422	302.1	1.1	9.6	<i>Fermi</i> -GBM	17	4096	47-291	IA
bn090411838	GRB 090411A	20:06:36.8889	156.0	-68.9	2.4	<i>Fermi</i> -GBM	6	128	47-291	K, R, IA, S, Me, W
bn090411991	GRB 090411B	23:47:44.8754	38.5	5.1	2.4	<i>Fermi</i> -GBM	10	512	47-291	Mo, K, S, W
bn090412061	GRB 090412A	01:28:05.2531	1.3	-51.9	10.6	<i>Fermi</i> -GBM	7	128	47-291	IA

Table 6—Continued

Trigger ID ^a	GRB Name ^a	Time (UT)	α (°)	δ (°)	Error (°)	Location Source	Algorithm	Timescale (ms)	Energy (keV)	Other Detections ^b
bn090413122	GRB 090413A	02:55:57.2416	266.5	-9.2	5.5	<i>Fermi</i> -GBM	8	256	47-291	K, Me
bn090418816	GRB 090418C	19:35:24.9183	262.8	-28.2	14.4	<i>Fermi</i> -GBM	7	128	47-291	IA, W
bn090419997	GRB 090419B	23:55:05.0509	88.6	31.3	3.6	<i>Fermi</i> -GBM	15	2048	47-291	K, W
bn090422150	GRB 090422A	03:35:17.0668	294.7	40.4	0.0	<i>Swift</i>	10	512	47-291	S
bn090423330	GRB 090423A	07:55:25.3942	148.7	18.1	0.0	<i>Swift</i>	16	4096	47-291	S
<i>bn090424592</i>	<i>GRB 090424A</i>	14:12:08.6651	189.5	16.8	0.0	<i>Swift</i>	6	128	47-291	K, R, IA, S, Me, W, A
bn090425377	GRB 090425A	09:03:30.5674	118.6	68.1	2.1	<i>Fermi</i> -GBM	7	128	47-291	K, R, IA, W
bn090426066	GRB 090426B	01:35:35.2251	17.6	-19.2	18.1	<i>Fermi</i> -GBM	14	2048	47-291	
bn090426690	GRB 090426C	16:33:33.2023	82.7	-9.7	2.0	<i>Fermi</i> -GBM	9	256	47-291	K, A
bn090427644	GRB 090427B	15:27:00.8558	210.0	-45.7	11.8	<i>Fermi</i> -GBM	14	2048	47-291	IA
bn090427688	GRB 090427C	16:30:23.8089	356.2	-34.6	5.8	<i>Fermi</i> -GBM	12	1024	47-291	W
bn090428441	GRB 090428A	10:34:38.4630	210.1	39.5	4.2	<i>Fermi</i> -GBM	7	128	47-291	
bn090428552	GRB 090428B	13:15:11.0554	0.8	11.5	3.9	<i>Fermi</i> -GBM	36	2048	23-47	K, W
<i>bn090429530</i>	<i>GRB 090429C</i>	12:43:25.6998	260.0	54.3	4.8	<i>Fermi</i> -GBM	13	1024	47-291	K, IA
bn090429753	GRB 090429D	18:03:57.5120	125.2	6.2	4.6	<i>Fermi</i> -GBM	4	64	47-291	K, IA, S
bn090502777	GRB 090502A	18:39:34.6476	267.8	-20.3	7.4	<i>Fermi</i> -GBM	9	256	47-291	
bn090509215	GRB 090509A	05:10:05.7161	241.4	-28.4	0.0	<i>Swift</i>	15	2048	47-291	K, IA, S, W
<i>bn090510016</i>	<i>GRB 090510A</i>	00:22:59.9711	333.6	-26.6	0.0	<i>Swift</i>	1	16	47-291	Mo, K, IA, S, Me, W, A, L
bn090510325	GRB 090510B	07:47:39.5123	269.4	-57.9	11.6	<i>Fermi</i> -GBM	8	256	47-291	K
bn090511684	GRB 090511A	16:25:16.3719	161.9	51.3	7.0	<i>Fermi</i> -GBM	15	2048	47-291	K, IA
bn090513916	GRB 090513A	21:58:47.9205	269.8	-31.6	4.6	<i>Fermi</i> -GBM	15	2048	47-291	IA
bn090513941	GRB 090513B	22:35:35.3399	99.1	-72.9	8.8	<i>Fermi</i> -GBM	14	2048	47-291	
bn090514006	GRB 090514A	00:08:39.1570	12.3	-10.9	4.6	<i>Fermi</i> -GBM	10	512	47-291	K, Me, W
bn090514726	GRB 090514B	17:26:07.3322	304.3	-24.4	5.5	<i>Fermi</i> -GBM	9	256	47-291	K, IA, S, Me, W
bn090514734	GRB 090514C	17:36:55.2927	316.0	-44.0	15.2	<i>Fermi</i> -GBM	17	4096	47-291	
bn090516137	GRB 090516B	03:17:20.1691	122.2	-71.6	2.6	<i>Fermi</i> -GBM	15	2048	47-291	K, S, Me, W, A
bn090516353	GRB 090516A	08:27:58.3477	138.3	-11.9	0.0	<i>Swift</i>	17	4096	47-291	S
bn090516853	GRB 090516C	20:28:40.0468	15.7	-13.7	3.5	<i>Fermi</i> -GBM	5	64	47-291	K, IA, Me
bn090518080	GRB 090518A	01:54:44.5170	119.9	0.8	0.0	<i>Swift</i>	11	512	47-291	K, S
bn090518244	GRB 090518B	05:51:04.6687	211.2	-16.7	4.5	<i>Fermi</i> -GBM	6	128	47-291	K, IA, Me, W

Table 6—Continued

Trigger ID ^a	GRB Name ^a	Time (UT)	α (°)	δ (°)	Error (°)	Location Source	Algorithm	Timescale (ms)	Energy (keV)	Other Detections ^b
bn090519462	GRB 090519B	11:05:27.5445	105.9	-56.7	3.9	<i>Fermi</i> -GBM	13	1024	47-291	R
bn090519881	GRB 090519A	21:08:45.8729	142.3	0.2	0.0	<i>Swift</i>	15	2048	47-291	S
bn090520832	GRB 090520B	19:57:53.9759	332.0	43.2	12.0	<i>Fermi</i> -GBM	8	256	47-291	
bn090520850	GRB 090520C	20:23:19.3082	111.2	-19.7	1.2	<i>Fermi</i> -GBM	9	256	47-291	K, Me, W
bn090520876	GRB 090520D	21:01:37.1455	131.3	-18.0	4.3	<i>Fermi</i> -GBM	33	1024	23-47	
bn090522344	GRB 090522A	08:15:49.3265	277.7	19.6	4.9	<i>Fermi</i> -GBM	12	1024	47-291	K
bn090524346	GRB 090524A	08:17:56.2335	329.5	-67.4	1.3	<i>Fermi</i> -GBM	10	512	47-291	K, IA, Me
bn090528173	GRB 090528A	04:09:01.1410	134.9	-35.8	1.0	<i>Fermi</i> -GBM	15	2048	47-291	K, W
<i>bn090528516</i>	<i>GRB 090528B</i>	12:22:31.2864	312.2	32.7	1.0	<i>Fermi</i> -GBM	14	2048	47-291	K, IA, S, Me, W, A
bn090529310	GRB 090529B	07:26:22.4114	231.2	32.2	7.2	<i>Fermi</i> -GBM	8	256	47-291	K
bn090529564	GRB 090529C	13:32:00.4878	162.7	47.3	1.5	<i>Fermi</i> -GBM	4	64	47-291	Mo, K, IA, W
bn090530760	GRB 090530B	18:14:24.4343	73.2	13.8	1.0	<i>Fermi</i> -GBM	12	1024	47-291	K, IA, Me, W
bn090531775	GRB 090531B	18:35:56.4921	252.1	-36.0	0.0	<i>Swift</i>	5	64	47-291	IA, S, W, A, L
bn090602564	GRB 090602A	13:32:22.8543	248.9	-65.0	3.4	<i>Fermi</i> -GBM	11	512	47-291	K, IA, S, W
bn090606471	GRB 090606A	11:18:08.0027	146.9	-70.5	5.6	<i>Fermi</i> -GBM	15	2048	47-291	Me
bn090608052	GRB 090608A	01:15:26.5975	100.2	-37.4	4.5	<i>Fermi</i> -GBM	14	2048	47-291	
<i>bn090610648</i>	<i>GRB 090610A</i>	15:33:25.9360	84.2	35.4	5.2	<i>Fermi</i> -GBM	10	512	47-291	K, IA, S, Me, W, A
bn090610723	GRB 090610B	17:21:31.9045	276.0	-42.1	9.5	<i>Fermi</i> -GBM	17	4096	47-291	K
bn090610883	GRB 090610C	21:12:07.7336	70.4	30.3	8.2	<i>Fermi</i> -GBM	14	2048	47-291	
<i>bn090612619</i>	<i>GRB 090612A</i>	14:50:50.4940	81.0	17.7	2.2	<i>Fermi</i> -GBM	6	128	47-291	K, S, Me, A
bn090616157	GRB 090616A	03:45:42.5323	103.1	-3.7	10.4	<i>Fermi</i> -GBM	9	256	47-291	
<i>bn090617208</i>	<i>GRB 090617A</i>	04:59:58.5756	78.9	15.6	4.2	<i>Fermi</i> -GBM	1	16	47-291	K, IA, S, Me, W, A
<i>bn090618353</i>	<i>GRB 090618A</i>	08:28:26.6590	294.0	78.4	0.0	<i>Swift</i>	10	512	47-291	Mo, K, R, IA, S, W, A
bn090620400	GRB 090620A	09:36:23.4676	237.4	61.2	1.0	<i>Fermi</i> -GBM	8	256	47-291	Mo, K, R, IA, Me, A
bn090620901	GRB 090620B	21:37:35.7510	241.4	-43.0	8.3	<i>Fermi</i> -GBM	10	512	47-291	
bn090621185	GRB 090621A	04:26:34.4877	11.0	61.9	0.0	<i>Swift</i>	14	2048	47-291	
bn090621417	GRB 090621C	10:00:52.0963	257.5	-28.5	3.2	<i>Fermi</i> -GBM	15	2048	47-291	R
bn090621447	GRB 090621D	10:43:45.1445	12.3	-22.6	6.5	<i>Fermi</i> -GBM	12	1024	47-291	
<i>bn090621922</i>	<i>GRB 090621B</i>	22:07:25.7006	313.4	69.0	0.1	<i>Swift</i>	1	16	47-291	K, S
<i>bn090623107</i>	<i>GRB 090623A</i>	02:34:17.5618	309.0	-43.2	2.0	<i>Fermi</i> -GBM	4	64	47-291	Mo, K, IA, S, W

Table 6—Continued

Trigger ID ^a	GRB Name ^a	Time (UT)	α (°)	δ (°)	Error (°)	Location Source	Algorithm	Timescale (ms)	Energy (keV)	Other Detections ^b
bn090623913	GRB 090623B	21:54:25.1132	41.7	1.8	1.5	<i>Fermi</i> -GBM	10	512	47-291	K, W
bn090625234	GRB 090625A	05:37:00.2090	20.3	-6.4	3.1	<i>Fermi</i> -GBM	14	2048	47-291	IA
bn090625560	GRB 090625B	13:26:22.5142	2.3	-65.8	0.0	<i>Swift</i>	17	4096	47-291	K, IS, W
<i>bn090626189</i>	<i>GRB 090626A</i>	04:32:08.8802	170.0	-33.5	0.3	<i>Fermi</i> -LAT	11	512	47-291	Mo, K, R, IA, S, Me, W, L
bn090626707	GRB 090626B	16:58:45.4643	136.4	14.4	7.7	<i>Fermi</i> -GBM	12	1024	47-291	W
bn090629543	GRB 090629A	13:01:21.7834	8.5	17.7	7.4	<i>Fermi</i> -GBM	17	4096	47-291	
bn090630311	GRB 090630A	07:27:21.1663	146.6	-46.6	5.8	<i>Fermi</i> -GBM	8	256	47-291	
bn090701225	GRB 090701A	05:23:55.8438	114.7	-42.1	4.2	<i>Fermi</i> -GBM	12	1024	47-291	
bn090703329	GRB 090703A	07:54:02.4773	0.8	9.7	5.2	<i>Fermi</i> -GBM	13	1024	47-291	
bn090704242	GRB 090704A	05:47:48.1849	208.2	22.8	0.0	<i>INTEGRAL</i>	15	2048	47-291	R, IS
bn090704783	GRB 090704B	18:47:00.6224	296.4	25.9	6.3	<i>Fermi</i> -GBM	17	4096	47-291	K, IA
bn090706283	GRB 090706A	06:47:40.4279	205.1	-47.1	3.0	<i>Fermi</i> -GBM	17	4096	47-291	S
bn090708152	GRB 090708A	03:38:18.4565	154.6	26.6	0.1	<i>Swift</i>	17	4096	47-291	S
bn090709630	GRB 090709B	15:07:41.1367	93.6	64.1	0.1	<i>Swift</i>	12	1024	47-291	K, S
bn090711850	GRB 090711A	20:23:22.9192	139.6	-64.7	1.0	<i>Fermi</i> -GBM	13	1024	47-291	IA, W
bn090712160	GRB 090712A	03:51:00.3413	70.1	22.5	0.0	<i>Swift</i>	17	4096	47-291	K, S, W
bn090713020	GRB 090713A	00:29:28.0600	284.8	-3.3	2.4	<i>Fermi</i> -GBM	14	2048	47-291	K, W
<i>bn090717034</i>	<i>GRB 090717A</i>	00:49:32.1084	92.4	-62.5	1.2	<i>Fermi</i> -GBM	11	512	47-291	Mo, K, IA, S, W, A
bn090717111	GRB 090717B	02:40:31.7864	246.9	23.0	3.9	<i>Fermi</i> -GBM	8	256	47-291	IA, W, A
bn090718720	GRB 090718A	17:16:42.9331	243.8	-6.7	5.9	<i>Fermi</i> -GBM	14	2048	47-291	
<i>bn090718762</i>	<i>GRB 090718B</i>	18:17:42.8414	274.1	-36.4	1.2	<i>Fermi</i> -GBM	10	512	47-291	Mo, K, S
<i>bn090719063</i>	<i>GRB 090719A</i>	01:31:26.6117	341.3	-67.9	1.0	<i>Fermi</i> -GBM	6	128	47-291	Mo, K, A
bn090720276	GRB 090720A	06:38:08.2827	199.5	-16.4	5.0	<i>Fermi</i> -GBM	7	128	47-291	K, R, IA, S
<i>bn090720710</i>	<i>GRB 090720B</i>	17:02:56.9051	203.0	-54.8	2.9	<i>Fermi</i> -GBM	1	16	47-291	K, IA, W, A, L
bn090725838	GRB 090725A	20:06:20.5520	281.9	-69.5	6.6	<i>Fermi</i> -GBM	17	4096	47-291	
bn090726218	GRB 090726B	05:14:07.0692	240.4	36.8	7.1	<i>Fermi</i> -GBM	13	1024	47-291	W
bn090730608	GRB 090730A	14:35:07.6683	252.6	30.5	3.7	<i>Fermi</i> -GBM	9	256	47-291	K
bn090802235	GRB 090802A	05:39:03.0822	84.3	34.1	3.9	<i>Fermi</i> -GBM	1	16	47-291	K, R, IA, S, A
bn090802666	GRB 090802B	15:58:23.4438	267.0	-71.8	10.7	<i>Fermi</i> -GBM	12	1024	47-291	
bn090804940	GRB 090804A	22:33:20.0192	130.4	-11.3	1.0	<i>Fermi</i> -GBM	4	64	47-291	K, IA, S, Me, W

Table 6—Continued

Trigger ID ^a	GRB Name ^a	Time (UT)	α (°)	δ (°)	Error (°)	Location Source	Algorithm	Timescale (ms)	Energy (keV)	Other Detections ^b
bn090805622	GRB 090805A	14:55:18.2387	300.0	-50.8	11.0	<i>Fermi</i> -GBM	12	1024	47-291	
<i>bn090807832</i>	<i>GRB 090807B</i>	19:57:59.0173	326.9	7.2	2.6	<i>Fermi</i> -GBM	25	64	23-47	S
<i>bn090809978</i>	<i>GRB 090809B</i>	23:28:14.6113	95.2	0.2	1.2	<i>Fermi</i> -GBM	15	2048	47-291	K, R, IA, Me, A
bn090810659	GRB 090810A	15:49:07.8220	168.9	-76.4	5.5	<i>Fermi</i> -GBM	14	2048	47-291	K, W
bn090810781	GRB 090810B	18:44:44.8577	116.4	-17.5	2.8	<i>Fermi</i> -GBM	12	1024	47-291	K
bn090811696	GRB 090811A	16:41:50.0382	277.0	22.2	7.5	<i>Fermi</i> -GBM	6	128	47-291	K, Me
bn090813174	GRB 090813A	04:10:42.5926	225.8	88.6	0.0	<i>Swift</i>	8	256	47-291	Mo, K, IA, S, W
<i>bn090814368</i>	<i>GRB 090814C</i>	08:49:41.2219	332.5	58.9	5.5	<i>Fermi</i> -GBM	4	64	47-291	K, IA, Me, A
bn090814950	GRB 090814D	22:47:28.7773	307.6	45.7	2.1	<i>Fermi</i> -GBM	16	4096	47-291	K, S, Me
bn090815300	GRB 090815A	07:12:12.4482	41.0	-2.7	7.8	<i>Fermi</i> -GBM	15	2048	47-291	IA
bn090815438	GRB 090815B	10:30:41.8488	21.4	53.4	5.7	<i>Fermi</i> -GBM	15	2048	47-291	K
bn090815946	GRB 090815D	22:41:46.5997	251.3	52.9	2.3	<i>Fermi</i> -GBM	17	4096	47-291	S
bn090817036	GRB 090817A	00:51:26.2058	64.0	44.1	0.0	<i>INTEGRAL</i>	9	256	47-291	K, IS, S, W
bn090819607	GRB 090819A	14:34:27.4683	49.1	-67.1	3.3	<i>Fermi</i> -GBM	4	64	47-291	IA
<i>bn090820027</i>	<i>GRB 090820A</i>	00:38:16.1887	87.7	27.1	1.0	<i>Fermi</i> -GBM	8	256	47-291	K, R, IA, S, W, A
bn090820509	GRB 090820B	12:13:16.7003	318.3	-18.6	9.6	<i>Fermi</i> -GBM	9	256	47-291	
bn090823133	GRB 090823B	03:10:53.7641	49.5	-17.6	10.4	<i>Fermi</i> -GBM	12	1024	47-291	S
bn090824918	GRB 090824A	22:02:19.1051	46.7	59.8	12.2	<i>Fermi</i> -GBM	36	2048	23-47	K
bn090826068	GRB 090826A	01:37:31.8544	140.6	-0.1	9.7	<i>Fermi</i> -GBM	12	1024	47-291	W
<i>bn090828099</i>	<i>GRB 090828A</i>	02:22:48.1994	124.4	-26.1	1.2	<i>Fermi</i> -GBM	15	2048	47-291	K, IA, S, Me, W, A
<i>bn090829672</i>	<i>GRB 090829A</i>	16:07:38.8640	329.2	-34.2	1.0	<i>Fermi</i> -GBM	12	1024	47-291	Mo, K, S, Me, W, A
bn090829702	GRB 090829B	16:50:40.1331	355.0	-9.4	3.2	<i>Fermi</i> -GBM	13	1024	47-291	R, Me
bn090831317	GRB 090831A	07:36:36.5826	145.1	51.0	1.9	<i>Fermi</i> -GBM	1	16	47-291	K, IA, W, M
bn090902401	GRB 090902A	09:38:05.4940	291.0	53.1	3.8	<i>Fermi</i> -GBM	8	256	47-291	IA, S, W
<i>bn090902462</i>	<i>GRB 090902B</i>	11:05:08.3127	264.9	27.3	0.0	<i>Swift</i>	6	128	47-291	R, IA, S, W, L
bn090904058	GRB 090904B	01:24:13.9373	264.2	-25.2	0.1	<i>Swift</i>	12	1024	47-291	K, IA, S, W
bn090904581	GRB 090904C	13:57:17.1254	261.6	4.6	2.5	<i>Fermi</i> -GBM	10	512	47-291	K, W
bn090907017	GRB 090907A	00:24:09.7163	86.3	-38.8	2.1	<i>Fermi</i> -GBM	12	1024	47-291	
bn090907808	GRB 090907B	19:23:47.4742	81.1	20.5	4.1	<i>Fermi</i> -GBM	5	64	47-291	K
bn090908314	GRB 090908A	07:31:52.0875	282.2	3.5	8.0	<i>Fermi</i> -GBM	17	4096	47-291	K

Table 6—Continued

Trigger ID ^a	GRB Name ^a	Time (UT)	α (°)	δ (°)	Error (°)	Location Source	Algorithm	Timescale (ms)	Energy (keV)	Other Detections ^b
bn090908341	GRB 090908B	08:10:39.8143	174.1	-25.1	4.6	<i>Fermi</i> -GBM	9	256	47-291	K, IA, S, Me
bn090909487	GRB 090909A	11:41:17.1795	32.3	53.9	8.1	<i>Fermi</i> -GBM	13	1024	47-291	K, W
bn090909854	GRB 090909B	20:29:52.7396	54.2	-25.0	8.3	<i>Fermi</i> -GBM	5	64	47-291	IA
bn090910812	GRB 090910A	19:29:48.8069	296.2	72.3	1.0	<i>Fermi</i> -GBM	12	1024	47-291	K, Me
bn090912660	GRB 090912A	15:50:29.1033	188.0	61.5	0.0	<i>Swift</i>	12	1024	47-291	K, S, W
bn090915650	GRB 090915A	15:35:35.6511	238.0	15.5	0.0	<i>Swift</i>	13	1024	47-291	K, S, W
bn090917661	GRB 090917A	15:51:38.9418	230.3	-11.7	5.9	<i>Fermi</i> -GBM	8	256	47-291	W
bn090920035	GRB 090920A	00:49:59.0621	299.7	-52.2	5.7	<i>Fermi</i> -GBM	18	8192	47-291	K
<i>bn090922539</i>	<i>GRB 090922A</i>	12:56:42.1373	17.2	74.3	1.0	<i>Fermi</i> -GBM	12	1024	47-291	K, R, Me, W, A
<i>bn090922605</i>	<i>GRB 090922B</i>	14:30:41.5287	38.4	-73.1	3.3	<i>Fermi</i> -GBM	4	64	47-291	K, R, Me, W
<i>bn090924625</i>	<i>GRB 090924A</i>	14:59:54.0113	69.7	-65.0	7.1	<i>Fermi</i> -GBM	5	64	47-291	IA
bn090925389	GRB 090925A	09:20:33.6723	333.2	14.3	4.4	<i>Fermi</i> -GBM	15	2048	47-291	K, R, Me, W
<i>bn090926181</i>	<i>GRB 090926A</i>	04:20:26.9865	353.4	-66.3	0.0	<i>Swift</i>	8	256	47-291	Mo, K, R, IA, S, Me, W, A, L
bn090926914	GRB 090926B	21:55:28.5250	46.3	-39.0	0.1	<i>Swift</i>	13	1024	47-291	K, S, Me, M
bn090927422	GRB 090927A	10:07:17.2136	344.0	-71.0	0.1	<i>Swift</i>	6	128	47-291	IA, S, W
bn090928646	GRB 090928A	15:29:44.6648	103.9	-43.5	8.9	<i>Fermi</i> -GBM	8	256	47-291	K, Me, W
<i>bn090929190</i>	<i>GRB 090929A</i>	04:33:03.9663	51.7	-7.3	1.3	<i>Fermi</i> -GBM	2	32	47-291	K, R, IA, S, W
bn091002685	GRB 091002A	16:26:11.1643	41.9	-14.0	4.2	<i>Fermi</i> -GBM	8	256	47-291	
<i>bn091003191</i>	<i>GRB 091003A</i>	04:35:45.5846	251.5	36.6	0.0	<i>Swift</i>	6	128	47-291	K, IA, S, Me, W, A, L
bn091005679	GRB 091005A	16:17:30.4905	43.1	12.1	5.1	<i>Fermi</i> -GBM	12	1024	47-291	
bn091006360	GRB 091006A	08:38:46.9285	243.1	-31.0	12.9	<i>Fermi</i> -GBM	8	256	47-291	
<i>bn091010113</i>	<i>GRB 091010A</i>	02:43:09.3213	298.7	-22.5	0.1	<i>AGILE</i>	30	256	23-47	K, X, IA, Me, W, A
<i>bn091012783</i>	<i>GRB 091012A</i>	18:47:02.7698	109.4	87.3	2.5	<i>Fermi</i> -GBM	4	64	47-291	K, IA, S, W, A
bn091015129	GRB 091015B	03:05:42.9372	316.1	-49.5	12.6	<i>Fermi</i> -GBM	35	2048	23-47	
bn091017861	GRB 091017A	20:40:24.2971	210.8	25.5	8.5	<i>Fermi</i> -GBM	12	1024	47-291	W
bn091017985	GRB 091017B	23:38:57.4707	214.4	-64.7	1.7	<i>Fermi</i> -GBM	14	2048	47-291	W
bn091018957	GRB 091018B	22:58:20.6027	321.8	-23.1	13.1	<i>Fermi</i> -GBM	5	64	47-291	IA
bn091019750	GRB 091019A	18:00:40.8812	226.0	80.3	12.8	<i>Fermi</i> -GBM	2	32	47-291	
<i>bn091020900</i>	<i>GRB 091020A</i>	21:36:43.8167	175.7	51.0	0.0	<i>Swift</i>	8	256	47-291	Mo, K, IA, S
<i>bn091020977</i>	<i>GRB 091020B</i>	23:26:34.4485	187.8	-13.4	2.2	<i>Fermi</i> -GBM	5	64	47-291	Mo, K, S

Table 6—Continued

Trigger ID ^a	GRB Name ^a	Time (UT)	α (°)	δ (°)	Error (°)	Location Source	Algorithm	Timescale (ms)	Energy (keV)	Other Detections ^b
bn091023021	GRB 091023A	00:29:44.5452	215.4	26.0	7.2	<i>Fermi</i> -GBM	11	512	47-291	W
bn091024372 ^c	GRB 091024A	08:55:58.4721	339.3	56.9	0.0	<i>Swift</i>	11	512	47-291	K, R, IA, S
bn091024380 ^c	GRB 091024A	09:06:29.3574	339.3	56.9	0.0	<i>Swift</i>	16	4096	47-291	
bn091026485	GRB 091026B	11:38:48.5224	137.1	-23.6	8.1	<i>Fermi</i> -GBM	12	1024	47-291	K, W
bn091026550	GRB 091026A	13:11:33.0196	276.6	-86.1	0.0	<i>Swift</i>	16	4096	47-291	K, IA, S
bn091030613	GRB 091030B	14:43:16.4358	249.0	23.5	5.6	<i>Fermi</i> -GBM	10	512	47-291	K, W
<i>bn091030828</i>	<i>GRB 091030A</i>	19:52:26.8633	41.7	21.5	1.2	<i>Fermi</i> -GBM	9	256	47-291	K, R, W
<i>bn091031500</i>	<i>GRB 091031A</i>	12:00:28.8460	70.6	-59.1	1.0	<i>Fermi</i> -GBM	8	256	47-291	Mo, K, S, W, L
bn091101143	GRB 091101A	03:26:32.4886	29.8	-33.7	2.2	<i>Fermi</i> -GBM	8	256	47-291	K, R, W
bn091102607	GRB 091102A	14:34:38.3625	72.6	-72.5	0.0	<i>Swift</i>	11	512	47-291	K, S, W
bn091103912	GRB 091103A	21:53:51.4847	170.6	11.3	2.4	<i>Fermi</i> -GBM	8	256	47-291	K, W
bn091106762	GRB 091106A	18:17:12.8908	49.1	60.3	5.6	<i>Fermi</i> -GBM	15	2048	47-291	K
bn091107635	GRB 091107A	15:13:59.6296	182.4	38.9	4.5	<i>Fermi</i> -GBM	10	512	47-291	K, W
bn091109895	GRB 091109C	21:28:40.0122	247.7	42.3	4.1	<i>Fermi</i> -GBM	8	256	47-291	K, W
bn091112737	GRB 091112A	17:41:15.8218	257.7	-36.7	0.1	<i>Swift</i>	10	512	47-291	K, S, W
bn091112928	GRB 091112B	22:15:51.1902	208.4	37.2	4.5	<i>Fermi</i> -GBM	11	512	47-291	K
bn091115177	GRB 091115A	04:14:50.4195	307.8	71.5	7.9	<i>Fermi</i> -GBM	17	4096	47-291	K
bn091117080	GRB 091117B	01:55:24.8969	246.5	-73.9	6.8	<i>Fermi</i> -GBM	17	4096	47-291	
<i>bn091120191</i>	<i>GRB 091120A</i>	04:34:40.2297	226.8	-21.8	0.5	MAXI	6	128	47-291	Mo, K, R, IA, A, M
bn091122163	GRB 091122A	03:54:20.3750	110.9	0.6	18.0	<i>Fermi</i> -GBM	10	512	47-291	IA
bn091123081	GRB 091123B	01:55:59.7529	337.8	13.4	5.9	<i>Fermi</i> -GBM	10	512	47-291	K, IA
bn091123298	GRB 091123A	07:08:37.2603	297.1	-29.2	2.4	<i>Fermi</i> -GBM	14	2048	47-291	K, IA, W, A
bn091126333	GRB 091126A	07:59:24.7624	83.2	-19.3	5.4	<i>Fermi</i> -GBM	1	16	47-291	K, IA, W
<i>bn091126389</i>	<i>GRB 091126B</i>	09:19:48.5326	47.4	31.5	14.3	<i>Fermi</i> -GBM	1	16	47-291	IA
<i>bn091127976</i>	<i>GRB 091127A</i>	23:25:45.4830	36.6	-19.0	0.0	<i>Swift</i>	4	64	47-291	Mo, K, R, IA, S, W
<i>bn091128285</i>	<i>GRB 091128A</i>	06:50:34.6410	127.7	1.7	1.4	<i>Fermi</i> -GBM	11	512	47-291	K, R, IA, A
bn091201089	GRB 091201A	02:07:32.9477	27.8	11.9	11.4	<i>Fermi</i> -GBM	17	4096	47-291	
bn091202072	GRB 091202B	01:44:06.5285	257.5	-1.9	12.1	<i>Fermi</i> -GBM	10	512	47-291	K, W
bn091202219	GRB 091202C	05:15:42.6582	13.9	9.1	5.8	<i>Fermi</i> -GBM	15	2048	47-291	S
bn091207333	GRB 091207A	08:00:10.1058	12.7	-50.2	1.6	<i>Fermi</i> -GBM	8	256	47-291	K, IA

Table 6—Continued

Trigger ID ^a	GRB Name ^a	Time (UT)	α (°)	δ (°)	Error (°)	Location Source	Algorithm	Timescale (ms)	Energy (keV)	Other Detections ^b
<i>bn091208410</i>	<i>GRB 091208B</i>	09:49:57.9560	29.4	16.9	0.0	<i>Swift</i>	9	256	47-291	K, R, IA, S, L
bn091209001	GRB 091209A	00:00:44.8977	261.0	38.3	2.9	<i>Fermi</i> -GBM	14	2048	47-291	K
bn091215234	GRB 091215A	05:37:26.8650	283.2	17.5	9.8	<i>Fermi</i> -GBM	12	1024	47-291	K
bn091219462	GRB 091219A	11:04:45.4947	294.5	71.9	5.4	<i>Fermi</i> -GBM	9	256	47-291	K, W
bn091220442	GRB 091220A	10:36:50.6362	166.8	4.8	1.8	<i>Fermi</i> -GBM	8	256	47-291	K, W
bn091221870	GRB 091221A	20:52:57.2170	55.8	23.2	0.0	<i>Swift</i>	17	4096	47-291	Mo, K, R, IA, S, Me, W
bn091223191	GRB 091223A	04:35:10.3547	203.2	76.3	8.9	<i>Fermi</i> -GBM	9	256	47-291	IA, S
bn091223511	GRB 091223B	12:15:53.6895	231.3	54.7	2.4	<i>Fermi</i> -GBM	14	2048	47-291	K, S
bn091224373	GRB 091224A	08:57:36.5574	331.2	18.3	15.6	<i>Fermi</i> -GBM	5	64	47-291	
bn091227294	GRB 091227A	07:03:13.3858	296.9	2.6	3.6	<i>Fermi</i> -GBM	8	256	47-291	Mo, K, Me
bn091230260	GRB 091230B	06:14:09.3592	101.5	0.7	18.0	<i>Fermi</i> -GBM	17	4096	47-291	
bn091230712	GRB 091230C	17:05:14.0175	51.7	77.2	5.1	<i>Fermi</i> -GBM	12	1024	47-291	K
bn091231206	GRB 091231A	04:56:33.4876	199.4	-60.7	1.7	<i>Fermi</i> -GBM	13	1024	47-291	K, S, Me
bn091231540	GRB 091231B	12:57:48.5805	241.3	3.3	12.6	<i>Fermi</i> -GBM	17	4096	47-291	
bn100101028	GRB 100101A	00:39:49.3357	307.3	-27.0	17.4	<i>Fermi</i> -GBM	8	256	47-291	IA
bn100101988	GRB 100101B	23:42:15.1827	70.7	18.7	9.3	<i>Fermi</i> -GBM	10	512	47-291	Mo, IA, S
bn100107074	GRB 100107A	01:46:31.8646	6.3	-21.2	6.0	<i>Fermi</i> -GBM	4	64	47-291	IA
bn100111176	GRB 100111A	04:12:49.6954	247.0	15.6	0.0	<i>Swift</i>	10	512	47-291	Mo, K, IA, S, W
bn100112418	GRB 100112A	10:01:17.5551	240.1	-75.1	14.8	<i>Fermi</i> -GBM	17	4096	47-291	
<i>bn100116897</i>	<i>GRB 100116A</i>	21:31:00.2421	305.0	14.4	0.3	<i>Fermi</i> -LAT	6	128	47-291	K, R, IA, Me, W, L
bn100117879	GRB 100117A	21:06:19.6634	11.3	-1.6	0.1	<i>Swift</i>	4	64	47-291	IA, S
<i>bn100118100</i>	<i>GRB 100118A</i>	02:23:33.6983	9.3	-37.4	5.9	<i>Fermi</i> -GBM	14	2048	47-291	K, R, IA, Me, W
bn100122616	GRB 100122A	14:47:37.3141	79.2	-2.7	1.3	<i>Fermi</i> -GBM	14	2048	47-291	Mo, K, R, IA, Me
bn100126460	GRB 100126A	11:03:05.1248	338.4	-18.7	18.3	<i>Fermi</i> -GBM	13	1024	47-291	S
<i>bn100130729</i>	<i>GRB 100130A</i>	17:29:24.1447	21.2	-24.8	2.5	<i>Fermi</i> -GBM	16	4096	47-291	K, IA, W
bn100130777	GRB 100130B	18:38:35.4634	78.6	20.8	2.4	<i>Fermi</i> -GBM	14	2048	47-291	Mo, K, R, Me, W
<i>bn100131730</i>	<i>GRB 100131A</i>	17:30:57.6702	120.4	16.5	1.2	<i>Fermi</i> -GBM	6	128	47-291	Mo, K, IA, S, Me, W
bn100201588	GRB 100201A	14:06:17.5047	133.1	-37.3	4.3	<i>Fermi</i> -GBM	17	4096	47-291	K, IA
bn100204024	GRB 100204A	00:33:53.5451	50.8	-47.9	3.0	<i>Fermi</i> -GBM	15	2048	47-291	K, W
bn100204566	GRB 100204B	13:34:43.3753	273.1	-52.8	5.7	<i>Fermi</i> -GBM	17	4096	47-291	W

Table 6—Continued

Trigger ID ^a	GRB Name ^a	Time (UT)	α (°)	δ (°)	Error (°)	Location Source	Algorithm	Timescale (ms)	Energy (keV)	Other Detections ^b
bn100204858	GRB 100204C	20:36:03.7668	91.3	-20.9	16.6	<i>Fermi</i> -GBM	9	256	47-291	
bn100205490	GRB 100205B	11:45:38.2585	133.9	-23.0	8.2	<i>Fermi</i> -GBM	13	1024	47-291	K, R, IA, Me
<i>bn100206563</i>	<i>GRB 100206A</i>	13:30:05.3902	47.2	13.2	0.0	<i>Swift</i>	1	16	47-291	K, IA, S, W
bn100207665	GRB 100207A	15:57:54.7648	307.9	-27.7	4.7	<i>Fermi</i> -GBM	14	2048	47-291	K, W
bn100207721	GRB 100207B	17:18:29.7243	321.8	-15.8	1.0	<i>Fermi</i> -GBM	17	4096	47-291	
<i>bn100208386</i>	<i>GRB 100208A</i>	09:15:33.9419	260.2	27.5	29.3	<i>Fermi</i> -GBM	4	64	47-291	IA
bn100210101	GRB 100210A	02:24:49.4680	244.4	16.1	6.1	<i>Fermi</i> -GBM	13	1024	47-291	K
bn100211440	GRB 100211A	10:33:35.1692	132.2	29.5	2.5	<i>Fermi</i> -GBM	17	4096	47-291	Mo, K, R, Me, W
bn100212550	GRB 100212B	13:11:45.4691	134.3	32.2	1.4	<i>Fermi</i> -GBM	4	64	47-291	K, IA, Me, A
bn100212588	GRB 100212A	14:07:22.2949	1.8	46.0	5.0	<i>Fermi</i> -GBM	10	512	47-291	S
<i>bn100216422</i>	<i>GRB 100216A</i>	10:07:00.1874	154.3	35.5	0.0	<i>Swift</i>	4	64	47-291	S
bn100218194	GRB 100218A	04:38:45.9326	206.6	-11.9	2.2	<i>Fermi</i> -GBM	16	4096	47-291	K
bn100219026	GRB 100219B	00:37:14.7600	330.9	37.8	2.9	<i>Fermi</i> -GBM	8	256	47-291	K
bn100221368	GRB 100221A	08:50:26.4858	27.1	-17.4	8.0	<i>Fermi</i> -GBM	14	2048	47-291	
<i>bn100223110</i>	<i>GRB 100223A</i>	02:38:09.3064	104.5	3.7	7.8	<i>Fermi</i> -GBM	1	16	47-291	Mo, K, IA, S, Me, W, A
bn100224112	GRB 100224B	02:40:55.4771	269.6	-17.1	1.6	<i>Fermi</i> -GBM	15	2048	47-291	Mo, K, IA, S, Me, W
<i>bn100225115</i>	<i>GRB 100225A</i>	02:45:31.1468	310.3	-59.4	0.9	<i>Fermi</i> -LAT	8	256	47-291	K, IA, S, Me, W, L
bn100225249	GRB 100225B	05:59:05.4719	352.9	15.0	18.8	<i>Fermi</i> -GBM	17	4096	47-291	W
bn100225580	GRB 100225C	13:55:31.3431	314.3	0.2	1.1	<i>Fermi</i> -GBM	13	1024	47-291	K, Me, W
bn100225703	GRB 100225D	16:52:18.1160	147.9	34.0	3.9	<i>Fermi</i> -GBM	10	512	47-291	Mo, K, Me, W
bn100228544	GRB 100228A	13:02:41.2829	199.8	15.6	9.3	<i>Fermi</i> -GBM	17	4096	47-291	
bn100228873	GRB 100228B	20:57:47.6684	118.0	18.6	11.1	<i>Fermi</i> -GBM	14	2048	47-291	
<i>bn100301068</i>	<i>GRB 100301A</i>	01:37:18.6335	110.1	-15.7	7.3	<i>Fermi</i> -GBM	2	32	47-291	
bn100301223	GRB 100301B	05:21:46.1881	201.9	19.8	4.9	<i>Fermi</i> -GBM	8	256	47-291	K
<i>bn100304004</i>	<i>GRB 100304A</i>	00:05:20.7140	76.2	60.5	3.3	<i>Fermi</i> -GBM	12	1024	47-291	K, W
bn100304534	GRB 100304B	12:48:18.5604	260.1	-21.9	2.5	<i>Fermi</i> -GBM	15	2048	47-291	K
bn100306199	GRB 100306A	04:46:25.7418	216.0	-29.4	17.1	<i>Fermi</i> -GBM	16	4096	47-291	
bn100307928	GRB 100307A	22:16:30.2268	129.4	33.0	4.1	<i>Fermi</i> -GBM	10	512	47-291	
bn100311518	GRB 100311A	12:25:54.1120	303.4	-27.8	5.0	<i>Fermi</i> -GBM	13	1024	47-291	K
bn100313288	GRB 100313A	06:54:23.2203	172.7	-52.6	2.9	<i>Fermi</i> -GBM	10	512	47-291	Mo, K, Me

Table 6—Continued

Trigger ID ^a	GRB Name ^a	Time (UT)	α (°)	δ (°)	Error (°)	Location Source	Algorithm	Timescale (ms)	Energy (keV)	Other Detections ^b
bn100313509	GRB 100313B	12:12:17.2943	186.4	11.7	9.6	<i>Fermi</i> -GBM	16	4096	47-291	
bn100315361	GRB 100315A	08:39:12.7417	208.9	30.1	5.5	<i>Fermi</i> -GBM	16	4096	47-291	
bn100318611	GRB 100318A	14:39:24.6047	211.0	21.2	10.7	<i>Fermi</i> -GBM	13	1024	47-291	
<i>bn100322045</i>	<i>GRB 100322A</i>	01:05:09.6426	23.3	-10.2	1.2	<i>Fermi</i> -GBM	10	512	47-291	K, IA, Me, W
bn100323542	GRB 100323A	13:00:44.7544	188.9	-18.7	4.2	<i>Fermi</i> -GBM	14	2048	47-291	K, W
<i>bn100324172</i>	<i>GRB 100324B</i>	04:07:36.4874	39.7	-19.3	0.1	IPN	4	64	47-291	Mo, K, Me, W
bn100325246	GRB 100325B	05:54:43.9487	209.1	-79.1	7.2	<i>Fermi</i> -GBM	11	512	47-291	S
bn100325275	GRB 100325A	06:36:08.0232	330.2	-26.5	0.9	<i>Fermi</i> -LAT	9	256	47-291	K, IA, S, Me, L
bn100326294	GRB 100326A	07:03:05.5029	131.2	-28.2	12.6	<i>Fermi</i> -GBM	9	256	47-291	S, A
bn100326402	GRB 100326B	09:38:20.0441	314.7	0.5	2.4	<i>Fermi</i> -GBM	12	1024	47-291	K, Me
<i>bn100328141</i>	<i>GRB 100328A</i>	03:22:44.6049	155.9	47.0	4.8	<i>Fermi</i> -GBM	5	64	47-291	
bn100330309	GRB 100330A	07:24:51.7257	202.1	-0.9	2.5	<i>Fermi</i> -GBM	8	256	47-291	K, Me
bn100330856	GRB 100330B	20:32:48.2692	326.4	-7.0	7.7	<i>Fermi</i> -GBM	12	1024	47-291	
bn100401297	GRB 100401A	07:07:32.2415	290.8	-8.3	0.0	<i>Swift</i>	9	256	47-291	S, W
bn100406758	GRB 100406A	18:11:25.7765	77.8	26.9	6.5	<i>Fermi</i> -GBM	10	512	47-291	
bn100410356	GRB 100410A	08:31:57.4695	130.0	21.5	10.8	<i>Fermi</i> -GBM	17	4096	47-291	
<i>bn100410740</i>	<i>GRB 100410B</i>	17:45:46.6619	78.1	61.3	1.7	<i>Fermi</i> -GBM	10	512	47-291	Mo, K, S, Me, W
bn100411516	GRB 100411A	12:22:57.3442	210.6	47.9	31.6	<i>Fermi</i> -GBM	4	64	47-291	
bn100413732	GRB 100413A	17:33:31.9243	266.2	15.8	0.0	<i>Swift</i>	14	2048	47-291	K, IA, S, Me, W
<i>bn100414097</i>	<i>GRB 100414A</i>	02:20:21.9864	192.1	8.7	0.0	<i>Swift</i>	8	256	47-291	Mo, K, Me, W, L
bn100417166	GRB 100417A	03:59:43.7283	261.3	50.4	9.2	<i>Fermi</i> -GBM	1	16	47-291	
bn100417789	GRB 100417B	18:55:40.2857	295.8	9.8	9.4	<i>Fermi</i> -GBM	16	4096	47-291	
bn100420008	GRB 100420B	00:12:06.5986	120.6	-5.8	2.8	<i>Fermi</i> -GBM	8	256	47-291	K, W
bn100421917	GRB 100421A	21:59:48.3903	350.7	-25.7	2.4	<i>Fermi</i> -GBM	16	4096	47-291	K, Me, W
<i>bn100423244</i>	<i>GRB 100423B</i>	05:51:25.7503	119.7	5.8	1.5	<i>Fermi</i> -GBM	14	2048	47-291	Mo, K, Me, A
bn100424729	GRB 100424B	17:30:10.1284	246.7	-48.9	4.1	<i>Fermi</i> -GBM	13	1024	47-291	W
bn100424876	GRB 100424C	21:01:52.5901	7.8	43.3	2.4	<i>Fermi</i> -GBM	15	2048	47-291	K, IA, Me, W
bn100427356	GRB 100427A	08:32:08.7061	89.2	-3.5	0.4	<i>Swift</i>	12	1024	47-291	K, S, Me, W
bn100429999	GRB 100429A	23:59:51.6396	89.1	-70.0	4.0	<i>Fermi</i> -GBM	12	1024	47-291	IA, W
bn100502356	GRB 100502A	08:33:02.9425	131.0	18.4	2.2	<i>Fermi</i> -GBM	13	1024	47-291	K, Me, W

Table 6—Continued

Trigger ID ^a	GRB Name ^a	Time (UT)	α (°)	δ (°)	Error (°)	Location Source	Algorithm	Timescale (ms)	Energy (keV)	Other Detections ^b
bn100503554	GRB 100503A	13:18:03.8897	147.5	4.0	1.5	<i>Fermi</i> -GBM	16	4096	47-291	K, R, IA, Me
bn100504806	GRB 100504A	19:20:55.5358	255.6	-35.6	0.0	<i>Swift</i>	17	4096	47-291	S
bn100506653	GRB 100506A	15:39:49.2949	82.5	59.2	5.0	<i>Fermi</i> -GBM	14	2048	47-291	K, R, W
bn100507577	GRB 100507A	13:51:15.7277	2.9	-79.0	2.5	<i>Fermi</i> -GBM	11	512	47-291	K, R
bn100510810	GRB 100510A	19:27:06.9690	355.8	-35.6	0.1	<i>MAXI</i>	15	2048	47-291	R, M
<i>bn100511035</i>	<i>GRB 100511A</i>	00:49:56.2302	109.3	-4.7	1.0	<i>Fermi</i> -GBM	11	512	47-291	K, R, Me
bn100513879	GRB 100513B	21:05:57.6687	321.0	22.2	2.5	<i>Fermi</i> -GBM	13	1024	47-291	R, IA
<i>bn100515467</i>	<i>GRB 100515A</i>	11:13:09.0369	275.5	27.0	2.2	<i>Fermi</i> -GBM	9	256	47-291	Mo, K, R, IA, W
bn100516369	GRB 100516A	08:50:41.0629	274.4	-8.2	18.4	<i>Fermi</i> -GBM	4	64	47-291	IA
bn100516396	GRB 100516B	09:30:38.3170	297.7	18.7	13.7	<i>Fermi</i> -GBM	8	256	47-291	
bn100517072	GRB 100517B	01:43:08.1081	100.9	-29.0	3.8	<i>Fermi</i> -GBM	25	64	23-47	R, S
bn100517132	GRB 100517C	03:09:50.1229	40.6	-44.3	5.2	<i>Fermi</i> -GBM	8	256	47-291	W
bn100517154	GRB 100517D	03:42:08.0552	243.6	-10.4	4.2	<i>Fermi</i> -GBM	5	64	47-291	Me
bn100517243	GRB 100517E	05:49:52.1020	10.4	4.4	11.8	<i>Fermi</i> -GBM	12	1024	47-291	W
bn100517639	GRB 100517F	15:19:58.0246	52.7	-71.9	2.1	<i>Fermi</i> -GBM	11	512	47-291	K, R, W
bn100519204	GRB 100519A	04:53:22.7069	191.5	57.4	1.0	<i>Fermi</i> -GBM	10	512	47-291	Mo, K, Me
bn100522157	GRB 100522A	03:45:52.2937	7.0	9.4	0.0	<i>Swift</i>	7	128	47-291	K, R, IA, S, W
bn100525744	GRB 100525A	17:51:25.0814	251.8	41.0	3.5	<i>Fermi</i> -GBM	4	64	47-291	S, W
bn100527795	GRB 100527A	19:04:37.2416	226.8	19.8	1.9	<i>Fermi</i> -GBM	17	4096	47-291	K, Me, W
<i>bn100528075</i>	<i>GRB 100528A</i>	01:48:01.1097	311.1	27.8	0.1	<i>AGILE</i>	12	1024	47-291	Mo, K, IA, Me, W, A
bn100530737	GRB 100530A	17:41:51.2263	289.7	31.0	11.6	<i>Fermi</i> -GBM	12	1024	47-291	K
bn100604287	GRB 100604A	06:53:34.8147	248.3	-73.2	3.6	<i>Fermi</i> -GBM	13	1024	47-291	K, IA, Me, W
bn100605774	GRB 100605A	18:35:10.7438	273.4	-67.6	7.7	<i>Fermi</i> -GBM	13	1024	47-291	
bn100608382	GRB 100608A	09:10:06.3394	30.5	20.5	5.3	<i>Fermi</i> -GBM	17	4096	47-291	
bn100609783	GRB 100609A	18:48:11.3268	90.5	42.8	2.5	<i>Fermi</i> -GBM	14	2048	47-291	Mo, K
<i>bn100612545</i>	<i>GRB 100612A</i>	13:04:21.6560	63.5	13.7	2.7	<i>Fermi</i> -GBM	5	64	47-291	K, A
bn100612726	GRB 100612B	17:26:06.1270	352.0	-1.8	1.6	<i>Fermi</i> -GBM	8	256	47-291	Mo, K, S, Me, W, A
bn100614498	GRB 100614B	11:57:23.3061	224.8	40.9	3.0	<i>Fermi</i> -GBM	16	4096	47-291	W
bn100615083	GRB 100615A	01:59:04.3714	177.2	-19.5	0.0	<i>Swift</i>	9	256	47-291	K, IA, S, Me, W
bn100616773	GRB 100616A	18:32:32.8957	342.9	3.1	45.7	<i>Fermi</i> -GBM	9	256	47-291	

Table 6—Continued

Trigger ID ^a	GRB Name ^a	Time (UT)	α (°)	δ (°)	Error (°)	Location Source	Algorithm	Timescale (ms)	Energy (keV)	Other Detections ^b
bn100619015	GRB 100619A	00:21:07.0260	86.4	-27.0	0.1	<i>Swift</i>	10	512	47-291	R, S, W
bn100620119	GRB 100620A	02:51:29.1134	80.1	-51.7	1.5	<i>Fermi</i> -GBM	13	1024	47-291	Mo, K, IA, Me, W, L
bn100621452	GRB 100621B	10:51:18.2595	103.8	37.3	2.8	<i>Fermi</i> -GBM	12	1024	47-291	K
bn100621529	GRB 100621C	12:42:16.4305	160.9	14.7	11.4	<i>Fermi</i> -GBM	11	512	47-291	IA
<i>bn100625773</i>	<i>GRB 100625A</i>	18:32:28.4721	15.8	-39.1	0.0	<i>Swift</i>	5	64	47-291	Mo, K, IA, S, Me, W, A
bn100625891	GRB 100625B	21:22:45.1845	338.3	20.3	4.4	<i>Fermi</i> -GBM	14	2048	47-291	K, S, W
bn100629801	GRB 100629A	19:14:03.3527	231.2	27.8	3.3	<i>Fermi</i> -GBM	6	128	47-291	Mo, K, IA, S, Me, W
<i>bn100701490</i>	<i>GRB 100701B</i>	11:45:23.0690	43.1	-2.2	0.1	IPN	5	64	47-291	K, IA, Me, W
bn100704149	GRB 100704A	03:35:06.1029	133.6	-24.2	0.0	<i>Swift</i>	8	256	47-291	K, IA, S
<i>bn100706693</i>	<i>GRB 100706A</i>	16:38:18.9243	255.2	46.9	12.2	<i>Fermi</i> -GBM	6	128	47-291	
<i>bn100707032</i>	<i>GRB 100707A</i>	00:46:38.9870	351.1	-6.6	1.0	<i>Fermi</i> -GBM	4	64	47-291	Mo, K, Me, W
<i>bn100709602</i>	<i>GRB 100709A</i>	14:27:32.9828	142.5	17.4	4.5	<i>Fermi</i> -GBM	8	256	47-291	Mo, K, R, IA, W
<i>bn100713980</i>	<i>GRB 100713B</i>	23:31:34.0130	82.1	13.0	3.7	<i>Fermi</i> -GBM	9	256	47-291	Mo, K, R, IA, S, Me, W, IA
bn100714672	GRB 100714A	16:07:23.7779	106.4	51.1	3.7	<i>Fermi</i> -GBM	9	256	47-291	IA
bn100714686	GRB 100714B	16:27:20.0776	307.9	61.3	9.7	<i>Fermi</i> -GBM	4	64	47-291	K, IA, W
bn100715477	GRB 100715A	11:27:17.6396	299.3	-54.7	9.3	<i>Fermi</i> -GBM	15	2048	47-291	IA
<i>bn100717372</i>	<i>GRB 100717A</i>	08:55:06.2119	287.1	-0.7	8.8	<i>Fermi</i> -GBM	7	128	47-291	IA, S, Me
bn100717446	GRB 100717B	10:41:47.1184	304.3	19.5	9.2	<i>Fermi</i> -GBM	4	64	47-291	IA
bn100718160	GRB 100718B	03:50:09.6065	121.8	-46.2	5.9	<i>Fermi</i> -GBM	11	512	47-291	IA, W
bn100718796	GRB 100718A	19:06:22.5770	298.5	41.4	10.2	<i>Fermi</i> -GBM	12	1024	47-291	K
bn100719311	GRB 100719B	07:28:17.6230	304.9	-67.1	15.4	<i>Fermi</i> -GBM	13	1024	47-291	IA
bn100719825	GRB 100719C	19:48:08.0933	231.4	18.6	10.3	<i>Fermi</i> -GBM	9	256	47-291	IA
<i>bn100719989</i>	<i>GRB 100719D</i>	23:44:04.1293	113.3	5.4	1.0	<i>Fermi</i> -GBM	15	2048	47-291	K, IA, S, Me
bn100722096	GRB 100722A	02:18:37.2418	238.8	-15.6	1.1	<i>Fermi</i> -GBM	6	128	47-291	K, IA, S, Me, W
bn100722291	GRB 100722B	06:58:24.7237	31.8	56.2	8.1	<i>Fermi</i> -GBM	8	256	47-291	IA, W
<i>bn100724029</i>	<i>GRB 100724A</i>	00:42:05.9915	119.6	75.9	0.9	<i>Fermi</i> -LAT	10	512	47-291	Mo, K, R, IA, S, Me, W, A, L
bn100725475	GRB 100725B	11:24:34.8929	290.0	77.0	0.0	<i>Swift</i>	16	4096	47-291	K, R, IA, S, W
bn100727238	GRB 100727A	05:42:21.9977	154.2	-21.4	0.1	<i>Swift</i>	17	4096	47-291	IA, S, W
<i>bn100728095</i>	<i>GRB 100728A</i>	02:17:30.6106	88.8	-15.3	0.0	<i>Swift</i>	16	4096	47-291	K, R, IA, S, Me, W, L
bn100728439	GRB 100728B	10:31:54.9742	44.1	0.3	0.1	<i>Swift</i>	10	512	47-291	K, R, S, Me

Table 6—Continued

Trigger ID ^a	GRB Name ^a	Time (UT)	α (°)	δ (°)	Error (°)	Location Source	Algorithm	Timescale (ms)	Energy (keV)	Other Detections ^b
bn100730463	GRB 100730A	11:06:14.9678	339.8	-22.2	5.4	<i>Fermi</i> -GBM	17	4096	47-291	Mo, K, R, IA
bn100802240	GRB 100802A	05:45:35.6759	2.5	47.8	0.0	<i>Swift</i>	11	512	47-291	S, W
bn100804104	GRB 100804A	02:29:26.3476	249.0	27.5	1.0	<i>Fermi</i> -GBM	11	512	47-291	Mo, K, IA, S
bn100805300	GRB 100805B	07:12:12.4770	22.8	34.2	7.7	<i>Fermi</i> -GBM	4	64	47-291	IA
bn100805845	GRB 100805C	20:16:29.5284	112.7	-35.9	3.8	<i>Fermi</i> -GBM	6	128	47-291	K, Me
bn100810049	GRB 100810A	01:10:34.2426	124.8	-1.6	5.7	<i>Fermi</i> -GBM	13	1024	47-291	
<i>bn100811108</i>	<i>GRB 100811A</i>	02:35:49.3632	345.9	15.9	6.0	<i>Fermi</i> -GBM	5	64	47-291	Mo, K, R, IA, Me
bn100811781	GRB 100811B	18:44:09.2966	108.1	62.2	3.6	<i>Fermi</i> -GBM	9	256	47-291	K, Me
bn100814160	GRB 100814A	03:50:08.8091	22.5	-18.0	0.0	<i>Swift</i>	6	128	47-291	K, IA, S, Me, W
bn100814351	GRB 100814B	08:25:25.7462	122.8	18.5	2.6	<i>Fermi</i> -GBM	10	512	47-291	K, S, Me, W
bn100816009	GRB 100816B	00:12:41.4152	102.1	-26.7	1.1	<i>Fermi</i> -GBM	17	4096	47-291	K, IA, Me, W
bn100816026	GRB 100816A	00:37:50.9438	351.7	26.6	0.0	<i>Swift</i>	4	64	47-291	Mo, K, IA, S, Me
bn100819498	GRB 100819A	11:56:35.2617	279.6	-50.0	3.9	<i>Fermi</i> -GBM	12	1024	47-291	K, IA
bn100820373	GRB 100820A	08:56:58.4744	258.8	-18.5	2.1	<i>Fermi</i> -GBM	2	32	47-291	K, IA, S, Me
bn100825287	GRB 100825A	06:53:48.6698	253.4	-56.6	6.3	<i>Fermi</i> -GBM	12	1024	47-291	Mo
<i>bn100826957</i>	<i>GRB 100826A</i>	22:58:22.8984	284.0	-23.2	1.0	<i>Fermi</i> -GBM	15	2048	47-291	Mo, K, Me, W, L
<i>bn100827455</i>	<i>GRB 100827A</i>	10:55:49.3332	193.9	71.9	5.7	<i>Fermi</i> -GBM	5	64	47-291	K, R, IA, W, A
bn100829374	GRB 100829B	08:59:07.0227	115.4	-4.0	4.7	<i>Fermi</i> -GBM	12	1024	47-291	K, R, IA, S, Me, W
<i>bn100829876</i>	<i>GRB 100829A</i>	21:02:08.9901	90.4	30.3	0.2	IPN	5	64	47-291	Mo, K, R, S, Me
bn100831651	GRB 100831A	15:37:25.9432	161.3	33.7	10.2	<i>Fermi</i> -GBM	14	2048	47-291	K, IA
bn100902990	GRB 100902B	23:45:19.2230	306.0	42.3	7.2	<i>Fermi</i> -GBM	12	1024	47-291	K, IA
bn100905907	GRB 100905B	21:46:22.9886	262.6	13.1	4.0	<i>Fermi</i> -GBM	9	256	47-291	K, IA, W
<i>bn100906576</i>	<i>GRB 100906A</i>	13:49:27.6296	28.7	55.6	0.0	<i>Swift</i>	8	256	47-291	K, IA, S
bn100907751	GRB 100907A	18:01:11.6350	177.3	-40.6	6.9	<i>Fermi</i> -GBM	13	1024	47-291	
<i>bn100910818</i>	<i>GRB 100910A</i>	19:37:43.9632	238.1	-34.6	1.0	<i>Fermi</i> -GBM	9	256	47-291	Mo, K, S, Me
bn100911816	GRB 100911A	19:35:39.9046	151.3	59.0	11.8	<i>Fermi</i> -GBM	11	512	47-291	IA, S, W
bn100915243	GRB 100915B	05:49:39.6161	85.4	25.1	0.0	<i>INTEGRAL</i>	13	1024	47-291	R, IS
bn100916779	GRB 100916A	18:41:12.4932	152.0	-59.4	3.5	<i>Fermi</i> -GBM	4	64	47-291	K
<i>bn100918863</i>	<i>GRB 100918A</i>	20:42:18.0153	308.4	-46.0	1.0	<i>Fermi</i> -GBM	14	2048	47-291	Mo, K, R, IA, Me, W
bn100919884	GRB 100919A	21:12:16.2807	163.2	6.0	1.8	<i>Fermi</i> -GBM	12	1024	47-291	K, IA, Me, W

Table 6—Continued

Trigger ID ^a	GRB Name ^a	Time (UT)	α (°)	δ (°)	Error (°)	Location Source	Algorithm	Timescale (ms)	Energy (keV)	Other Detections ^b
<i>bn100922625</i>	<i>GRB 100922A</i>	14:59:43.0094	357.0	-25.2	15.0	<i>Fermi</i> -GBM	8	256	47-291	S, Me
bn100923844	GRB 100923A	20:15:10.6695	106.1	39.6	5.3	<i>Fermi</i> -GBM	8	256	47-291	K, IA
bn100924165	GRB 100924A	03:58:08.3174	0.7	7.0	0.0	<i>Swift</i>	9	256	47-291	Mo, K, IA, S, W
bn100926595	GRB 100926A	14:17:03.9427	222.8	-72.3	3.8	<i>Fermi</i> -GBM	9	256	47-291	K, Me, W
bn100926694	GRB 100926B	16:39:54.5159	43.6	-11.1	12.0	<i>Fermi</i> -GBM	17	4096	47-291	R, IA
bn100929235	GRB 100929A	05:38:52.4951	166.3	62.3	13.4	<i>Fermi</i> -GBM	14	2048	47-291	IA, W
bn100929315	GRB 100929B	07:33:04.0476	243.6	33.3	23.8	<i>Fermi</i> -GBM	11	512	47-291	IA
<i>bn100929916</i>	<i>GRB 100929C</i>	21:59:45.8208	183.0	-24.9	7.8	<i>Fermi</i> -GBM	2	32	47-291	IA, Me
bn101002279	GRB 101002A	06:41:26.9461	323.4	-27.5	16.4	<i>Fermi</i> -GBM	16	4096	47-291	IA
bn101003244	GRB 101003A	05:51:08.0080	175.9	2.5	7.4	<i>Fermi</i> -GBM	10	512	47-291	K, S
bn101004426	GRB 101004A	10:13:49.4556	232.2	-44.0	7.3	<i>Fermi</i> -GBM	16	4096	47-291	
bn101008697	GRB 101008A	16:43:15.6089	328.9	37.1	0.0	<i>Swift</i>	9	256	47-291	K, R, IA, S, Me, W
bn101010190	GRB 101010A	04:33:46.8303	47.2	43.6	18.6	<i>Fermi</i> -GBM	14	2048	47-291	IA
<i>bn101011707</i>	<i>GRB 101011A</i>	16:58:36.5335	48.3	-66.0	2.4	<i>Swift</i>	12	1024	47-291	IA, S
bn101013412	GRB 101013A	09:52:42.8813	292.1	-49.6	1.6	<i>Fermi</i> -GBM	10	512	47-291	Mo, K, R, IA, Me, W
<i>bn101014175</i>	<i>GRB 101014A</i>	04:11:52.6218	26.9	-51.1	1.0	<i>Fermi</i> -GBM	6	128	47-291	K, IA, Me, W, A, L
bn101015558	GRB 101015A	13:24:02.6672	73.2	15.5	5.9	<i>Fermi</i> -GBM	14	2048	47-291	K, IA
bn101016243	GRB 101016A	05:50:16.0722	133.0	-4.6	2.8	<i>Fermi</i> -GBM	5	64	47-291	Mo, K, IA, W
bn101017619	GRB 101017B	14:51:29.4836	27.5	-26.6	4.9	<i>Fermi</i> -GBM	12	1024	47-291	Mo, IA, W
<i>bn101021009</i>	<i>GRB 101021A</i>	00:13:25.3558	0.9	-23.7	1.3	<i>Fermi</i> -GBM	15	2048	47-291	Mo, K, R, S, Me
bn101021063	GRB 101021B	01:30:31.6578	0.5	47.3	12.8	<i>Fermi</i> -GBM	6	128	47-291	IA, S
<i>bn101023951</i>	<i>GRB 101023A</i>	22:50:04.7270	318.0	-65.4	0.0	<i>Swift</i>	17	4096	47-291	Mo, K, IA, S, Me, W
bn101024486	GRB 101024A	11:39:33.6020	66.5	-77.3	0.0	<i>Swift</i>	17	4096	47-291	K, IA, S, Me, W
bn101025146	GRB 101025A	03:30:18.6429	240.2	-8.5	24.4	<i>Fermi</i> -GBM	14	2048	47-291	
bn101026034	GRB 101026A	00:49:16.1400	263.7	-0.4	7.6	<i>Fermi</i> -GBM	1	16	47-291	K, IA
bn101027230	GRB 101027A	05:30:30.7617	79.0	44.0	11.4	<i>Fermi</i> -GBM	5	64	47-291	
bn101030664	GRB 101030A	15:56:30.7162	166.4	-16.4	0.0	<i>Swift</i>	16	4096	47-291	S
bn101031625	GRB 101031A	14:59:32.7269	184.1	-7.5	15.9	<i>Fermi</i> -GBM	4	64	47-291	W
bn101101744	GRB 101101A	17:51:34.0237	13.6	45.8	3.1	<i>Fermi</i> -GBM	10	512	47-291	
bn101101899	GRB 101101B	21:34:08.9031	266.0	-29.0	5.4	<i>Fermi</i> -GBM	17	4096	47-291	IA, W

Table 6—Continued

Trigger ID ^a	GRB Name ^a	Time (UT)	α (°)	δ (°)	Error (°)	Location Source	Algorithm	Timescale (ms)	Energy (keV)	Other Detections ^b
bn101102840	GRB 101102A	20:10:07.4299	284.7	-37.0	7.8	<i>Fermi</i> -GBM	15	2048	47-291	IA
bn101104810	GRB 101104A	19:26:14.0512	161.0	-7.1	8.5	<i>Fermi</i> -GBM	5	64	47-291	K, R, IA, S, W
bn101107011	GRB 101107A	00:16:25.1173	168.3	22.4	4.1	<i>Fermi</i> -GBM	14	2048	47-291	K, R, IA, W
bn101112924	GRB 101112A	22:10:32.4495	292.2	39.4	0.0	<i>INTEGRAL</i>	9	256	47-291	K, R, IS, Me
bn101112984	GRB 101112B	23:36:55.8111	100.1	9.6	5.1	<i>Fermi</i> -GBM	17	4096	47-291	W
<i>bn101113483</i>	<i>GRB 101113A</i>	11:35:36.3981	29.1	0.2	2.7	<i>Fermi</i> -GBM	9	256	47-291	K, IA, S, Me
bn101116481	GRB 101116A	11:32:26.7371	32.0	-81.2	7.3	<i>Fermi</i> -GBM	5	64	47-291	IA
bn101117496	GRB 101117C	11:54:45.7539	57.2	-26.9	1.8	<i>Fermi</i> -GBM	14	2048	47-291	K, IA, Me
bn101119685	GRB 101119A	16:27:02.6578	226.5	59.6	16.2	<i>Fermi</i> -GBM	7	128	47-291	IA, W
<i>bn101123952</i>	<i>GRB 101123A</i>	22:51:34.9735	135.2	1.9	1.0	<i>Fermi</i> -GBM	15	2048	47-291	Mo, K, IA, S, Me, A, L
<i>bn101126198</i>	<i>GRB 101126A</i>	04:44:27.4773	84.8	-22.6	1.0	<i>Fermi</i> -GBM	16	4096	47-291	Mo, K, IA, S, Me
bn101127093	GRB 101127A	02:13:59.0697	290.3	7.9	23.2	<i>Fermi</i> -GBM	13	1024	47-291	
bn101127102	GRB 101127B	02:27:30.9027	70.9	-11.3	6.6	<i>Fermi</i> -GBM	8	256	47-291	R, IA, S, Me
bn101128322	GRB 101128A	07:44:04.2384	145.5	-35.2	5.7	<i>Fermi</i> -GBM	15	2048	47-291	K
<i>bn101129652</i>	<i>GRB 101129A</i>	15:39:31.6576	157.8	-17.2	4.6	<i>Fermi</i> -GBM	5	64	47-291	Mo, K, IA, S, Me, W
<i>bn101129726</i>	<i>GRB 101129B</i>	17:25:25.3404	271.5	1.0	8.2	<i>Fermi</i> -GBM	8	256	47-291	Mo, K, IA, S, W
bn101130074	GRB 101130B	01:45:54.3465	274.6	26.6	23.6	<i>Fermi</i> -GBM	16	4096	47-291	
<i>bn101201418</i>	<i>GRB 101201A</i>	10:01:49.7402	2.0	-16.2	0.0	<i>Swift</i>	10	512	47-291	Mo, K, IA, S, Me, W
bn101202154	GRB 101202A	03:41:53.8380	254.0	58.5	6.1	<i>Fermi</i> -GBM	10	512	47-291	K, IA
<i>bn101204343</i>	<i>GRB 101204B</i>	08:14:18.6046	191.9	55.7	10.4	<i>Fermi</i> -GBM	1	16	47-291	IA, S
bn101205309	GRB 101205A	07:24:24.8622	322.1	-39.1	11.1	<i>Fermi</i> -GBM	17	4096	47-291	IA
bn101206036	GRB 101206A	00:52:17.5301	164.1	-38.1	3.5	<i>Fermi</i> -GBM	13	1024	47-291	K, IA, W
bn101207536	GRB 101207A	12:51:41.3141	175.8	8.7	3.7	<i>Fermi</i> -GBM	12	1024	47-291	R, IA, S, Me
bn101208203	GRB 101208A	04:52:56.9155	212.4	4.0	11.7	<i>Fermi</i> -GBM	6	128	47-291	IA
bn101208498	GRB 101208B	11:57:01.1980	280.9	-59.0	1.4	<i>Fermi</i> -GBM	6	128	47-291	Mo, K, R, IA, S, Me
bn101211485	GRB 101211A	11:37:54.5157	31.8	10.1	11.2	<i>Fermi</i> -GBM	12	1024	47-291	
bn101213451	GRB 101213A	10:49:20.7987	241.3	21.9	0.0	<i>Swift</i>	13	1024	47-291	Mo, K, IA, S, Me, W
bn101213849	GRB 101213B	20:22:26.2667	261.0	-64.5	7.1	<i>Fermi</i> -GBM	4	64	47-291	IA
bn101214748	GRB 101214A	17:57:03.9723	0.7	-28.3	5.6	<i>Fermi</i> -GBM	2	32	47-291	S
bn101214993	GRB 101214A	23:50:00.9707	181.1	-31.1	5.7	<i>Fermi</i> -GBM	11	512	47-291	K, R, IA, S

Table 6—Continued

Trigger ID ^a	GRB Name ^a	Time (UT)	α (°)	δ (°)	Error (°)	Location Source	Algorithm	Timescale (ms)	Energy (keV)	Other Detections ^b
bn101216721	GRB 101216A	17:17:52.5437	284.3	-21.0	2.1	<i>Fermi</i> -GBM	7	128	47-291	Mo, K, IA, S, Me
bn101219686	GRB 101219B	16:28:13.1208	12.2	-34.6	0.0	<i>Swift</i>	16	4096	47-291	S
bn101220576	GRB 101220A	13:49:58.1328	241.6	46.1	1.2	<i>Fermi</i> -GBM	15	2048	47-291	K, R
bn101220864	GRB 101220B	20:43:54.1195	2.7	27.2	1.5	<i>Fermi</i> -GBM	13	1024	47-291	Mo, K, IA, W
bn101223834	GRB 101223A	20:00:18.0962	250.6	48.2	4.3	<i>Fermi</i> -GBM	16	4096	47-291	K, W
bn101224227	GRB 101224A	05:27:13.8616	285.9	45.7	0.1	<i>Swift</i>	4	64	47-291	S
bn101224578	GRB 101224B	13:52:58.2245	289.1	-55.2	4.8	<i>Fermi</i> -GBM	9	256	47-291	K, W
bn101224614	GRB 101224C	14:43:32.9295	290.2	34.5	8.9	<i>Fermi</i> -GBM	16	4096	47-291	K
bn101224998	GRB 101224D	23:57:34.9417	325.2	-38.7	8.3	<i>Fermi</i> -GBM	12	1024	47-291	
<i>bn101225377</i>	<i>GRB 101225B</i>	09:02:53.4978	60.7	32.8	1.8	<i>Fermi</i> -GBM	16	4096	47-291	Mo, K, R, IA, S, W
bn101227195	GRB 101227A	04:40:28.7163	186.8	-83.5	7.2	<i>Fermi</i> -GBM	8	256	47-291	K, IA, W
bn101227406	GRB 101227B	09:45:06.5683	240.5	-24.5	1.6	<i>Fermi</i> -GBM	11	512	47-291	Mo, K, Me, W
<i>bn101227536</i>	<i>GRB 101227C</i>	12:51:46.1930	150.9	-49.4	2.6	<i>Fermi</i> -GBM	9	256	47-291	Mo, K, Me, W
<i>bn101231067</i>	<i>GRB 101231A</i>	01:36:50.6108	191.7	17.6	1.4	<i>Fermi</i> -GBM	6	128	47-291	Mo, K, IA, Me
bn110101202	GRB 110101A	04:50:20.4790	264.3	36.5	11.2	<i>Fermi</i> -GBM	10	512	47-291	IA, S
bn110101506	GRB 110101B	12:08:21.5756	105.5	34.6	16.5	<i>Fermi</i> -GBM	16	4096	47-291	
<i>bn110102788</i>	<i>GRB 110102A</i>	18:54:36.0066	245.9	7.6	0.0	<i>Swift</i>	9	256	47-291	
bn110105877	GRB 110105A	21:02:39.5976	85.1	-17.1	2.0	<i>Fermi</i> -GBM	12	1024	47-291	Mo, K, R, IA, S, Me
bn110106893	GRB 110106B	21:26:16.0782	134.2	47.0	0.1	<i>Swift</i>	17	4096	47-291	K, IA, S
bn110107886	GRB 110107A	21:15:51.7986	299.1	42.0	3.3	<i>Fermi</i> -GBM	11	512	47-291	K, R, S, W
bn110108977	GRB 110108A	23:26:18.5151	11.6	-9.6	2.7	<i>Fermi</i> -GBM	12	1024	47-291	IA, Me
bn110112934	GRB 110112B	22:24:55.2904	10.6	64.4	0.0	<i>INTEGRAL</i>	4	64	47-291	IS
bn110117364	GRB 110117A	08:44:50.8029	130.9	47.6	9.6	<i>Fermi</i> -GBM	15	2048	47-291	S, W
<i>bn110117626</i>	<i>GRB 110117B</i>	15:01:27.6317	129.5	-12.9	3.6	<i>Fermi</i> -GBM	9	256	47-291	R, IA, S
bn110118857	GRB 110118A	20:34:18.7914	226.6	-39.5	4.1	<i>Fermi</i> -GBM	8	256	47-291	K, IA, Me, W
bn110119931	GRB 110119A	22:21:00.1678	348.6	6.0	0.0	<i>Swift</i>	14	2048	47-291	K, IA, S, W
<i>bn110120666</i>	<i>GRB 110120A</i>	15:59:39.2285	61.6	-12.0	0.4	<i>Fermi</i> -LAT	9	256	47-291	K, IA, S, Me, W, L
<i>bn110123804</i>	<i>GRB 110123A</i>	19:17:45.0445	247.0	28.0	1.2	<i>Fermi</i> -GBM	8	256	47-291	Mo, K, R, IA, S, Me
bn110124784	GRB 110124A	18:49:09.0701	53.8	36.3	9.1	<i>Fermi</i> -GBM	14	2048	47-291	
bn110125894	GRB 110125A	21:27:28.3942	331.4	-46.2	5.8	<i>Fermi</i> -GBM	10	512	47-291	

Table 6—Continued

Trigger ID ^a	GRB Name ^a	Time (UT)	α (°)	δ (°)	Error (°)	Location Source	Algorithm	Timescale (ms)	Energy (keV)	Other Detections ^b
bn110128073	GRB 110128A	01:44:36.4388	193.9	28.1	0.0	<i>Swift</i>	14	2048	47-291	S
bn110130230	GRB 110130A	05:31:52.5817	111.5	38.2	6.8	<i>Fermi</i> -GBM	10	512	47-291	
bn110131780	GRB 110131A	18:42:38.5734	183.8	72.9	14.5	<i>Fermi</i> -GBM	8	256	47-291	IA
bn110201399	GRB 110201A	09:35:10.2515	137.6	88.6	0.0	<i>Swift</i>	14	2048	47-291	S
bn110204179	GRB 110204A	04:17:11.3723	1.8	-17.4	4.0	<i>Fermi</i> -GBM	14	2048	47-291	K, S, Me, W
bn110205027	GRB 110205B	00:39:04.6507	359.7	-80.4	9.2	<i>Fermi</i> -GBM	13	1024	47-291	W
bn110205588	GRB 110205C	14:07:20.0120	312.7	-55.9	10.1	<i>Fermi</i> -GBM	17	4096	47-291	K, IA, W
bn110206202	GRB 110206B	04:50:36.0612	333.7	1.6	15.5	<i>Fermi</i> -GBM	12	1024	47-291	
bn110207470	GRB 110207A	11:17:20.2873	12.5	-10.8	0.0	<i>Swift</i>	4	64	47-291	S, W
bn110207959	GRB 110207B	23:00:26.4059	179.0	-58.4	9.0	<i>Fermi</i> -GBM	11	512	47-291	
bn110209165	GRB 110209A	03:58:08.2980	329.7	-21.9	10.6	<i>Fermi</i> -GBM	16	4096	47-291	W
<i>bn110212550</i>	<i>GRB 110212B</i>	13:12:33.5227	311.3	-74.5	4.3	<i>Fermi</i> -GBM	1	16	47-291	K, IA, S, W
bn110213220	GRB 110213A	05:17:11.2720	43.0	49.3	0.1	<i>Swift</i>	15	2048	47-291	K, R, S, Me
bn110213876	GRB 110213C	21:00:51.3417	6.3	27.5	10.8	<i>Fermi</i> -GBM	7	128	47-291	S
bn110217591	GRB 110217A	14:10:46.5313	274.7	32.3	8.5	<i>Fermi</i> -GBM	14	2048	47-291	K
bn110220761	GRB 110220A	18:16:21.6289	185.5	16.6	6.1	<i>Fermi</i> -GBM	11	512	47-291	IA, S
bn110221244	GRB 110221A	05:51:19.3637	15.2	66.1	1.2	<i>Fermi</i> -GBM	12	1024	47-291	IA, Me, W
bn110226989	GRB 110226A	23:44:31.1326	199.3	35.8	7.1	<i>Fermi</i> -GBM	13	1024	47-291	K, IA
bn110227009	GRB 110227A	00:12:28.2262	148.7	-54.0	11.9	<i>Fermi</i> -GBM	8	256	47-291	IA
bn110227229	GRB 110227B	05:30:10.8216	25.2	15.9	7.4	<i>Fermi</i> -GBM	12	1024	47-291	K, S, W
bn110227420	GRB 110227C	10:04:12.5524	232.7	-9.9	5.0	<i>Fermi</i> -GBM	13	1024	47-291	IA, Me
bn110228011	GRB 110228A	00:15:58.9081	10.3	-45.7	2.6	<i>Fermi</i> -GBM	15	2048	47-291	K, IA, S, W
bn110228792	GRB 110228B	18:59:50.3907	245.1	16.4	4.7	<i>Fermi</i> -GBM	17	4096	47-291	IA, S, W
<i>bn110301214</i>	<i>GRB 110301A</i>	05:08:43.0699	229.4	29.4	1.0	<i>Fermi</i> -GBM	4	64	47-291	K, IA, S, Me, W, A
bn110302043	GRB 110302A	01:01:51.7323	122.3	2.9	6.8	<i>Fermi</i> -GBM	10	512	47-291	
bn110304071	GRB 110304A	01:42:33.7986	322.9	33.3	4.2	<i>Fermi</i> -GBM	6	128	47-291	K, IA, W
bn110307972	GRB 110307A	23:19:08.2578	193.1	15.6	7.6	<i>Fermi</i> -GBM	5	64	47-291	IA
bn110311812	GRB 110311A	19:29:21.4165	117.6	34.3	9.7	<i>Fermi</i> -GBM	12	1024	47-291	IA
bn110316139	GRB 110316A	03:19:41.8631	46.7	-67.6	17.8	<i>Fermi</i> -GBM	6	128	47-291	
bn110318552	GRB 110318A	13:14:16.7008	338.3	-15.3	0.0	<i>Swift</i>	17	4096	47-291	Mo, IA, S

Table 6—Continued

Trigger ID ^a	GRB Name ^a	Time (UT)	α (°)	δ (°)	Error (°)	Location Source	Algorithm	Timescale (ms)	Energy (keV)	Other Detections ^b
bn110319628	GRB 110319C	15:04:45.4603	208.0	-51.6	4.9	<i>Fermi</i> -GBM	14	2048	47-291	IA
bn110319815	GRB 110319B	19:34:02.2948	325.6	-57.1	6.8	<i>Fermi</i> -GBM	12	1024	47-291	IA, S
bn110321346	GRB 110321A	08:17:42.4849	13.3	-21.8	11.8	<i>Fermi</i> -GBM	16	4096	47-291	Mo
bn110322558	GRB 110322A	13:23:42.8132	99.0	-48.9	4.7	<i>Fermi</i> -GBM	12	1024	47-291	IA
<i>bn110328520</i>	<i>GRB 110328B</i>	12:29:19.1942	117.7	43.1	1.7	<i>Fermi</i> -LAT	16	4096	47-291	K, R, IA, S, Me, W, L
<i>bn110331604</i>	<i>GRB 110331A</i>	14:29:06.8443	6.7	26.0	4.7	<i>Fermi</i> -GBM	10	512	47-291	IA, S
<i>bn110401920</i>	<i>GRB 110401A</i>	22:04:19.6333	268.6	26.9	3.8	<i>Fermi</i> -GBM	5	64	47-291	K, IA, S, A
<i>bn110402009</i>	<i>GRB 110402A</i>	00:12:58.5426	197.4	61.2	0.1	<i>Swift</i>	9	256	47-291	K, IA, S, Me, W
<i>bn110407998</i>	<i>GRB 110407B</i>	23:56:57.0598	97.4	-11.9	1.0	<i>Fermi</i> -GBM	11	512	47-291	K, IA, Me
bn110409179	GRB 110409A	04:17:20.6001	238.7	-34.3	10.9	<i>Fermi</i> -GBM	2	32	47-291	IA, W
bn110410133	GRB 110410A	03:10:52.4268	30.9	-15.9	3.7	<i>Fermi</i> -GBM	13	1024	47-291	
bn110410772	GRB 110410B	18:31:19.8814	337.2	-22.0	17.4	<i>Fermi</i> -GBM	11	512	47-291	
bn110411629	GRB 110411B	15:05:15.3503	210.3	-65.0	6.3	<i>Fermi</i> -GBM	14	2048	47-291	K, IA
bn110412315	GRB 110412A	07:33:35.7064	133.5	13.5	0.1	<i>Swift</i>	13	1024	47-291	K, S
bn110413938	GRB 110413A	22:31:09.1604	352.7	32.3	11.6	<i>Fermi</i> -GBM	13	1024	47-291	K, IA, W
bn110415541	GRB 110415A	12:59:22.9542	213.8	9.1	9.2	<i>Fermi</i> -GBM	8	256	47-291	K, IA, S, Me
bn110420946	GRB 110420B	22:42:11.7338	320.0	-41.3	0.0	<i>Swift</i>	1	16	47-291	IA, S
bn110421757	GRB 110421A	18:10:39.9182	277.2	50.8	1.7	<i>Fermi</i> -GBM	16	4096	47-291	K, IA, Me
bn110422029	GRB 110422B	00:41:48.5550	226.7	43.0	21.5	<i>Fermi</i> -GBM	5	64	47-291	
bn110424758	GRB 110424A	18:11:36.6464	293.3	-11.1	12.4	<i>Fermi</i> -GBM	5	64	47-291	IA
bn110426629	GRB 110426A	15:06:26.6132	219.9	-8.7	2.1	<i>Fermi</i> -GBM	16	4096	47-291	K, IA
bn110428338	GRB 110428B	08:07:05.2455	128.4	19.9	2.9	<i>Fermi</i> -GBM	13	1024	47-291	K, W
bn110428388	GRB 110428A	09:18:30.4056	5.3	64.8	0.1	<i>Fermi</i> -LAT	8	256	47-291	Mo, K, R, IA, Me, W, L
bn110430375	GRB 110430A	09:00:13.4027	147.1	67.9	2.5	<i>Fermi</i> -GBM	14	2048	47-291	K, W
bn110503145	GRB 110503B	03:28:26.1217	70.5	-10.9	4.3	<i>Fermi</i> -GBM	11	512	47-291	K, IA
bn110505203	GRB 110505A	04:52:56.4318	16.8	-32.3	3.1	<i>Fermi</i> -GBM	9	256	47-291	K, S
bn110509142	GRB 110509A	03:24:38.7932	180.8	-34.0	4.6	<i>Fermi</i> -GBM	17	4096	47-291	K, IA, S, W
bn110509475	GRB 110509B	11:24:15.5795	74.7	-27.0	8.3	<i>Fermi</i> -GBM	5	64	47-291	IA
bn110511616	GRB 110511A	14:47:12.6955	214.1	-45.4	10.6	<i>Fermi</i> -GBM	15	2048	47-291	
bn110517453	GRB 110517A	10:52:35.4094	296.1	-73.8	9.0	<i>Fermi</i> -GBM	5	64	47-291	IA

Table 6—Continued

Trigger ID ^a	GRB Name ^a	Time (UT)	α (°)	δ (°)	Error (°)	Location Source	Algorithm	Timescale (ms)	Energy (keV)	Other Detections ^b
bn110517573	GRB 110517A	13:44:47.6003	190.1	6.3	2.1	<i>Fermi</i> -GBM	11	512	47-291	Mo, K, IA, W
bn110517902	GRB 110517B	21:38:48.2981	85.6	47.3	8.3	<i>Fermi</i> -GBM	6	128	47-291	IA
bn110520302	GRB 110520B	07:14:26.2366	71.0	-85.9	12.4	<i>Fermi</i> -GBM	14	2048	47-291	
<i>bn110521478</i>	<i>GRB 110521B</i>	11:28:58.8830	57.5	-62.3	1.3	<i>Fermi</i> -GBM	4	64	47-291	K, R, IA, Me
bn110522256	GRB 110522A	06:08:17.4489	228.9	55.5	5.6	<i>Fermi</i> -GBM	16	4096	47-291	K, IA, S
bn110522296	GRB 110522B	07:06:01.9310	184.5	49.3	6.4	<i>Fermi</i> -GBM	13	1024	47-291	IA, W
<i>bn110522633</i>	<i>GRB 110522C</i>	15:11:56.6064	180.6	-26.8	12.5	<i>Fermi</i> -GBM	6	128	47-291	Mo, K, IA, S, W
bn110523344	GRB 110523A	08:15:54.5808	219.0	-15.4	4.5	<i>Fermi</i> -GBM	8	256	47-291	R, IA
bn110526715	GRB 110526A	17:09:01.8091	102.5	-16.4	5.8	<i>Fermi</i> -GBM	4	64	47-291	K, IA
bn110528624	GRB 110528A	14:58:44.3001	44.8	-6.9	2.5	<i>Fermi</i> -GBM	15	2048	47-291	IA, W
<i>bn110529034</i>	<i>GRB 110529A</i>	00:48:42.8715	118.3	67.9	1.5	<i>Fermi</i> -GBM	5	64	47-291	K, R, S, W, L
bn110529262	GRB 110529B	06:17:41.0141	172.6	8.8	2.1	<i>Fermi</i> -GBM	10	512	47-291	K, IA
bn110529811	GRB 110529C	19:27:12.7635	340.6	1.9	4.8	<i>Fermi</i> -GBM	12	1024	47-291	IA, S, W
bn110531448	GRB 110531A	10:45:10.5602	190.5	11.9	11.1	<i>Fermi</i> -GBM	14	2048	47-291	
<i>bn110601681</i>	<i>GRB 110601A</i>	16:20:16.0763	310.7	11.5	3.0	<i>Fermi</i> -GBM	8	256	47-291	K, IA, S
<i>bn110605183</i>	<i>GRB 110605A</i>	04:23:32.3035	14.9	52.5	1.0	<i>Fermi</i> -GBM	10	512	47-291	Mo, K, IA, W
bn110605780	GRB 110605B	18:42:49.0448	242.1	-3.1	10.1	<i>Fermi</i> -GBM	8	256	47-291	IA
bn110609185	GRB 110609A	04:26:11.0591	327.8	44.6	12.7	<i>Fermi</i> -GBM	12	1024	47-291	
bn110609425	GRB 110609B	10:12:06.1636	317.6	-38.2	4.7	<i>Fermi</i> -GBM	12	1024	47-291	
bn110610640	GRB 110610A	15:21:32.5485	308.2	74.8	0.0	<i>Fermi</i> -GBM	13	1024	47-291	K, IA, S, W
bn110613631	GRB 110613A	15:08:46.3000	336.9	-3.5	2.8	<i>Fermi</i> -GBM	12	1024	47-291	Mo, IA, Me, W
bn110616648	GRB 110616A	15:33:25.2346	274.5	-34.0	12.0	<i>Fermi</i> -GBM	16	4096	47-291	R, IA
<i>bn110618366</i>	<i>GRB 110618A</i>	08:47:36.3831	176.8	-71.7	0.7	IPN	14	2048	47-291	Mo, K, IA, S, Me, A
bn110618760	GRB 110618B	18:14:16.3073	147.1	-7.5	2.1	<i>Fermi</i> -GBM	17	4096	47-291	K, IA, Me
bn110622158	GRB 110622A	03:47:19.1055	134.0	19.5	1.8	<i>Fermi</i> -GBM	17	4096	47-291	Mo, K, IA, S, Me, W
bn110624906	GRB 110624A	21:44:25.5647	65.0	-15.9	17.3	<i>Fermi</i> -GBM	14	2048	47-291	S
bn110625579	GRB 110625B	13:53:24.5753	315.3	-39.4	4.6	<i>Fermi</i> -GBM	13	1024	47-291	K, IA, W
<i>bn110625881</i>	<i>GRB 110625A</i>	21:08:18.2358	286.7	6.8	0.0	<i>Swift</i>	10	512	47-291	K, IA, S, Me, W, L
bn110626448	GRB 110626A	10:44:54.2131	131.9	5.6	7.7	<i>Fermi</i> -GBM	8	256	47-291	K, IA, W
bn110629174	GRB 110629A	04:09:58.1975	69.4	25.0	4.8	<i>Fermi</i> -GBM	10	512	47-291	K, IA, Me

Table 6—Continued

Trigger ID ^a	GRB Name ^a	Time (UT)	α (°)	δ (°)	Error (°)	Location Source	Algorithm	Timescale (ms)	Energy (keV)	Other Detections ^b
bn110702187	GRB 110702A	04:29:28.9167	5.6	-37.7	4.8	<i>Fermi</i> -GBM	10	512	47-291	K, IA, S, W
bn110703557	GRB 110703A	13:22:15.5813	155.4	-29.3	3.8	<i>Fermi</i> -GBM	9	256	47-291	IA
<i>bn110705151</i>	<i>GRB 110705A</i>	03:37:11.9380	156.0	40.1	0.2	IPN	1	16	47-291	Mo, K, R, IA, S, Me, W
bn110705364	GRB 110705B	08:43:43.4178	123.0	28.8	3.1	<i>Fermi</i> -GBM	14	2048	47-291	Mo, K, R, IA, S, Me, W
bn110706202	GRB 110706A	04:51:04.0288	100.1	6.1	8.0	<i>Fermi</i> -GBM	15	2048	47-291	Mo, K, R, IA, Me, W
bn110706477	GRB 110706B	11:26:15.7565	94.2	-50.8	2.0	<i>Fermi</i> -GBM	12	1024	47-291	IA, Me
bn110706728	GRB 110706C	17:27:56.3453	9.1	31.7	4.1	<i>Fermi</i> -GBM	5	64	47-291	Mo, K, IA, S
bn110706977	GRB 110706D	23:26:51.4124	347.5	7.1	2.6	<i>Fermi</i> -GBM	9	256	47-291	K, S
bn110709463	GRB 110709C	11:06:53.3660	155.4	23.1	1.5	<i>Fermi</i> -GBM	8	256	47-291	K, IA, Me
<i>bn110709642</i>	<i>GRB 110709A</i>	15:24:27.3676	238.9	40.9	0.0	<i>Swift</i>	14	2048	47-291	Mo, K, R, IA, S, Me, W, L
bn110709862	GRB 110709D	20:40:50.0855	156.2	-41.8	10.8	<i>Fermi</i> -GBM	10	512	47-291	W
bn110710954	GRB 110710A	22:53:50.5974	229.1	48.4	3.9	<i>Fermi</i> -GBM	4	64	47-291	K, R, IA, W
bn110716018	GRB 110716A	00:25:19.9720	329.7	-77.0	3.9	<i>Fermi</i> -GBM	8	256	47-291	
<i>bn110717180</i>	<i>GRB 110717A</i>	04:19:50.6602	308.5	-7.8	7.4	<i>Fermi</i> -GBM	1	16	47-291	K, IA
<i>bn110717319</i>	<i>GRB 110717B</i>	07:39:55.8621	312.8	-14.8	1.2	<i>Fermi</i> -GBM	16	4096	47-291	Mo, K, IA, Me
bn110720177	GRB 110720A	04:14:32.3820	198.6	-44.3	2.6	<i>Fermi</i> -GBM	9	256	47-291	Mo, K, R, IA, Me
<i>bn110721200</i>	<i>GRB 110721A</i>	04:47:43.7605	332.5	-38.6	0.4	IPN	4	64	47-291	K, IA, Me, A, L
bn110722694	GRB 110722A	16:39:16.6757	215.1	5.0	2.0	<i>Fermi</i> -GBM	17	4096	47-291	Mo, IA, S, Me
bn110722710	GRB 110722B	17:01:45.9135	8.3	62.7	4.7	<i>Fermi</i> -GBM	17	4096	47-291	Mo, K, IA
bn110725236	GRB 110725A	05:39:42.0592	270.1	-25.2	9.1	<i>Fermi</i> -GBM	5	64	47-291	K, IA
bn110726211	GRB 110726B	05:03:59.4873	317.7	2.5	3.8	<i>Fermi</i> -GBM	17	4096	47-291	K, IA, Me
bn110728056	GRB 110728A	01:20:22.8161	166.6	20.1	2.6	<i>Fermi</i> -GBM	7	128	47-291	IA, Me, W
<i>bn110729142</i>	<i>GRB 110729A</i>	03:25:05.9291	353.4	5.0	1.4	<i>Fermi</i> -GBM	12	1024	47-291	K, R, IA, S, Me
bn110730008	GRB 110730A	00:11:54.7434	263.1	-22.8	4.3	<i>Fermi</i> -GBM	17	4096	47-291	
bn110730660	GRB 110730B	15:50:43.7622	335.1	-2.9	3.8	<i>Fermi</i> -GBM	15	2048	47-291	Mo, R, IA, S
<i>bn110731465</i>	<i>GRB 110731A</i>	11:09:29.9540	280.5	-28.5	0.0	<i>Swift</i>	9	256	47-291	K, R, IA, S, Me, W, L
bn110801335	GRB 110801B	08:01:43.0855	248.3	-57.1	7.3	<i>Fermi</i> -GBM	5	64	47-291	IA
bn110803783	GRB 110803A	18:47:25.4281	300.4	-11.4	7.5	<i>Fermi</i> -GBM	12	1024	47-291	IA
bn110806934	GRB 110806A	22:25:31.1146	112.0	2.4	2.4	<i>Fermi</i> -GBM	15	2048	47-291	K, IA, S, W
bn110809461	GRB 110809A	11:03:34.0044	172.2	-13.9	1.8	<i>Fermi</i> -GBM	14	2048	47-291	IA

Table 6—Continued

Trigger ID ^a	GRB Name ^a	Time (UT)	α (°)	δ (°)	Error (°)	Location Source	Algorithm	Timescale (ms)	Energy (keV)	Other Detections ^b
bn110812899	GRB 110812B	21:35:08.6065	77.8	1.7	2.5	<i>Fermi</i> -GBM	8	256	47-291	
bn110813237	GRB 110813A	05:40:50.9313	61.2	34.6	1.0	<i>Fermi</i> -GBM	12	1024	47-291	Mo, K, R, Me
<i>bn110817191</i>	<i>GRB 110817A</i>	04:35:12.1202	336.0	-45.8	1.5	<i>Fermi</i> -GBM	7	128	47-291	Mo, K, R, IA, S, Me, W
bn110818860	GRB 110818A	20:37:54.2210	317.3	-64.0	0.0	<i>Swift</i>	16	4096	47-291	IA, S
bn110819665	GRB 110819A	15:57:54.9716	139.5	-76.6	3.2	<i>Fermi</i> -GBM	4	64	47-291	K, IA, S, Me, W
bn110820476	GRB 110820C	11:25:44.3476	90.5	21.6	4.0	<i>Fermi</i> -GBM	13	1024	47-291	W
<i>bn110824009</i>	<i>GRB 110824A</i>	00:13:09.9413	152.1	1.3	1.7	<i>Fermi</i> -GBM	4	64	47-291	Mo, K, IA, S, Me, W, A
<i>bn110825102</i>	<i>GRB 110825A</i>	02:26:50.9376	44.9	15.4	0.1	IPN	25	64	23-47	Mo, R, IA, S, Me, W, A
bn110825265	GRB 110825B	06:22:11.4387	251.3	-80.3	5.2	<i>Fermi</i> -GBM	17	4096	47-291	
<i>bn110828575</i>	<i>GRB 110828A</i>	13:48:14.7196	110.6	-23.8	1.0	<i>Fermi</i> -LAT	12	1024	47-291	K, IA, S, Me, W
bn110831282	GRB 110831A	06:45:26.6063	352.4	33.7	5.9	<i>Fermi</i> -GBM	10	512	47-291	K, IA, Me, W
bn110901230	GRB 110901A	05:31:44.0575	141.3	-15.8	3.4	<i>Fermi</i> -GBM	16	4096	47-291	
<i>bn110903009</i>	<i>GRB 110903B</i>	00:13:06.2933	164.2	42.1	1.2	<i>Fermi</i> -GBM	8	256	47-291	K, IA, S, Me, W
<i>bn110903111</i>	<i>GRB 110903A</i>	02:39:34.4223	197.1	59.0	0.0	<i>INTEGRAL</i>	8	256	47-291	K, IA, IS, S, Me, W
bn110904124	GRB 110904A	02:58:15.9607	359.7	35.9	2.6	<i>Fermi</i> -GBM	9	256	47-291	K, R, IA, Me, W
bn110904163	GRB 110904B	03:54:36.0195	190.4	-28.9	6.1	<i>Fermi</i> -GBM	11	512	47-291	IA, S
bn110904531	GRB 110904C	12:44:19.3299	323.7	23.9	1.7	<i>Fermi</i> -GBM	14	2048	47-291	K, IA, S
bn110906302	GRB 110906B	07:15:13.4195	26.3	17.6	4.0	<i>Fermi</i> -GBM	8	256	47-291	IA, Me
<i>bn110909116</i>	<i>GRB 110909A</i>	02:46:58.1898	347.3	-24.2	2.0	<i>Fermi</i> -GBM	8	256	47-291	Mo, K, IA, Me
bn110911071	GRB 110911A	01:41:41.5686	258.6	-67.0	50.0	<i>Fermi</i> -GBM	11	512	47-291	
bn110916016	GRB 110916A	00:23:01.6483	4.1	40.4	21.9	<i>Fermi</i> -GBM	11	512	47-291	IA
bn110919634	GRB 110919A	15:12:15.7838	280.0	66.4	1.0	<i>Fermi</i> -GBM	17	4096	47-291	Mo, K, S, Me, W
bn110920338	GRB 110920A	08:07:16.4098	87.6	38.8	5.0	<i>Fermi</i> -GBM	9	256	47-291	Mo, K, R, IA, S, Me, W
<i>bn110920546</i>	<i>GRB 110920A</i>	13:05:43.8122	209.8	-27.6	1.0	<i>Fermi</i> -GBM	10	512	47-291	K, R, IA, Me, W
bn110921444	GRB 110921C	10:38:48.2023	6.1	-5.8	7.3	<i>Fermi</i> -GBM	13	1024	47-291	IA
bn110921577	GRB 110921A	13:51:22.5714	294.1	36.4	0.1	<i>Swift</i>	13	1024	47-291	K, IA, S, W
<i>bn110921912</i>	<i>GRB 110921B</i>	21:52:45.0919	18.0	-27.8	1.0	<i>Fermi</i> -GBM	8	256	47-291	Mo, K, IA, S, Me
bn110923835	GRB 110923A	20:01:58.1336	323.4	-10.9	3.7	<i>Fermi</i> -GBM	9	256	47-291	Mo, IA
bn110926107	GRB 110926A	02:33:36.6438	69.4	10.4	3.3	<i>Fermi</i> -GBM	14	2048	47-291	Mo, IA, Me
bn110928180	GRB 110928B	04:19:51.4104	153.4	34.3	1.4	<i>Fermi</i> -GBM	15	2048	47-291	Mo, K, R, IA, Me, W

Table 6—Continued

Trigger ID ^a	GRB Name ^a	Time (UT)	α (°)	δ (°)	Error (°)	Location Source	Algorithm	Timescale (ms)	Energy (keV)	Other Detections ^b
bn110929187	GRB 110929A	04:28:53.5846	288.2	-62.2	4.0	<i>Fermi</i> -GBM	4	64	47-291	K, R, IA, S
bn110930564	GRB 110930A	13:32:31.1890	187.3	-53.7	5.1	<i>Fermi</i> -GBM	14	2048	47-291	IA
bn111001804	GRB 111001A	19:17:58.5757	340.0	-15.3	15.1	<i>Fermi</i> -GBM	6	128	47-291	IA
<i>bn111003465</i>	<i>GRB 111003A</i>	11:10:00.2298	276.8	-62.3	1.1	<i>Fermi</i> -GBM	8	256	47-291	Mo, K, R, IA, S, Me, W
bn111005398	GRB 111005B	09:33:03.3758	340.3	75.8	5.3	<i>Fermi</i> -GBM	17	4096	47-291	K, IA
bn111008992	GRB 111008B	23:49:01.2916	220.8	-5.7	4.3	<i>Fermi</i> -GBM	14	2048	47-291	
bn111009282	GRB 111009A	06:45:40.1731	183.0	-56.8	1.1	<i>Fermi</i> -GBM	10	512	47-291	K, IA, S, Me
bn111010237	GRB 111010A	05:40:34.5636	87.1	44.0	3.2	<i>Fermi</i> -GBM	16	4096	47-291	K, IA
bn111010660	GRB 111010B	15:50:21.7971	183.5	-31.7	7.1	<i>Fermi</i> -GBM	8	256	47-291	
<i>bn111010709</i>	<i>GRB 111010C</i>	17:00:35.2884	69.8	41.9	1.7	<i>Fermi</i> -GBM	14	2048	47-291	K, R
bn111010899	GRB 111010D	21:34:13.6769	77.0	-15.0	7.7	<i>Fermi</i> -GBM	12	1024	47-291	
bn111011094	GRB 111011A	02:15:09.8948	38.0	-12.5	6.8	<i>Fermi</i> -GBM	3	32	47-291	K, IA, W
<i>bn111012456</i>	<i>GRB 111012A</i>	10:56:37.4423	154.0	68.1	2.1	<i>Fermi</i> -GBM	12	1024	47-291	K, IA, Me, A
bn111012811	GRB 111012B	19:27:39.0980	97.2	67.1	1.7	<i>Fermi</i> -GBM	4	64	47-291	Mo, K, IA, S, Me, W
bn111015427	GRB 111015A	10:15:12.9852	220.6	-58.4	2.0	<i>Fermi</i> -GBM	9	256	47-291	Mo, K, R, IA, S, Me
<i>bn111017657</i>	<i>GRB 111017A</i>	15:45:23.7190	8.1	-7.0	1.0	<i>Fermi</i> -GBM	13	1024	47-291	K, R, IA, Me, W
bn111018595	GRB 111018B	14:16:48.8680	106.1	66.1	7.2	<i>Fermi</i> -GBM	9	256	47-291	K, IA
bn111018785	GRB 111018C	18:50:14.7095	124.2	81.3	7.5	<i>Fermi</i> -GBM	14	2048	47-291	Mo, W
bn111022854	GRB 111022C	20:29:23.7041	104.5	-33.1	9.3	<i>Fermi</i> -GBM	5	64	47-291	W
bn111024722	GRB 111024B	17:19:02.8789	162.7	-44.9	2.6	<i>Fermi</i> -GBM	10	512	47-291	K, R, IA, S, Me, W
bn111024896	GRB 111024C	21:30:02.2436	91.2	-1.8	13.1	<i>Fermi</i> -GBM	5	64	47-291	IA
bn111025078	GRB 111025A	01:52:45.7422	325.6	-35.5	2.7	<i>Fermi</i> -GBM	13	1024	47-291	K, IA, S
bn111103441	GRB 111103A	10:35:13.3905	327.1	-10.5	0.0	<i>Swift</i>	9	256	47-291	K, S, W
<i>bn111103948</i>	<i>GRB 111103C</i>	22:45:05.7206	201.6	-43.2	11.0	<i>Fermi</i> -GBM	3	32	47-291	IA, W
bn111105457	GRB 111105A	10:57:36.0828	153.5	7.3	14.2	<i>Fermi</i> -GBM	11	512	47-291	W
bn111107035	GRB 111107A	00:50:25.4844	129.5	-66.5	0.0	<i>Swift</i>	15	2048	47-291	S
bn111107076	GRB 111107B	01:49:46.0210	315.5	-38.5	3.5	<i>Fermi</i> -GBM	13	1024	47-291	K, R, IA, Me, W
bn111109453	GRB 111109B	10:52:32.2473	133.7	-33.4	7.4	<i>Fermi</i> -GBM	12	1024	47-291	K, Me
bn111109873	GRB 111109C	20:57:16.6575	130.0	44.7	1.5	<i>Fermi</i> -GBM	11	512	47-291	Mo, K, IA
<i>bn111112908</i>	<i>GRB 111112A</i>	21:47:48.1637	223.7	28.8	3.8	<i>Fermi</i> -GBM	1	16	47-291	K, IA, Me, W

Table 6—Continued

Trigger ID ^a	GRB Name ^a	Time (UT)	α (°)	δ (°)	Error (°)	Location Source	Algorithm	Timescale (ms)	Energy (keV)	Other Detections ^b
bn111113410	GRB 111113B	09:50:11.7591	4.3	-7.5	4.0	<i>Fermi</i> -GBM	12	1024	47-291	IA
bn111114233	GRB 111114A	05:35:45.3513	268.1	-20.0	5.7	<i>Fermi</i> -GBM	13	1024	47-291	IA, Me, W
bn111117510	GRB 111117A	12:13:42.0293	12.7	23.0	0.0	<i>Swift</i>	3	32	47-291	IA, S
bn111117526	GRB 111117B	12:38:00.7586	27.2	-16.1	6.2	<i>Fermi</i> -GBM	12	1024	47-291	IA, S, W
bn111120556	GRB 111120A	13:20:24.0486	344.6	-37.3	5.2	<i>Fermi</i> -GBM	17	4096	47-291	
bn111124308	GRB 111124A	07:24:10.0859	94.1	4.6	9.4	<i>Fermi</i> -GBM	13	1024	47-291	IA
bn111127810	GRB 111127A	19:27:01.6976	103.7	3.5	2.1	<i>Fermi</i> -GBM	13	1024	47-291	Mo, K, S, Me, W
bn111201599	GRB 111201A	14:22:45.2597	185.5	28.6	8.6	<i>Fermi</i> -GBM	15	2048	47-291	S
bn111203054	GRB 111203A	01:17:04.0335	53.2	33.5	3.2	<i>Fermi</i> -GBM	17	4096	47-291	S, W
bn111203609	GRB 111203B	14:36:45.3790	242.8	-22.1	13.3	<i>Fermi</i> -GBM	17	4096	47-291	
bn111207512	GRB 111207B	12:17:16.2045	164.9	-17.9	10.0	<i>Fermi</i> -GBM	12	1024	47-291	
bn111208353	GRB 111208A	08:28:10.7888	316.5	51.8	4.5	<i>Fermi</i> -GBM	14	2048	47-291	K, IA, S, W
bn111216389	GRB 111216A	09:20:31.5096	186.0	5.8	1.4	<i>Fermi</i> -GBM	13	1024	47-291	K, R, IA, Me
<i>bn111220486</i>	<i>GRB 111220A</i>	11:40:26.2423	267.6	-56.0	1.4	<i>Fermi</i> -GBM	14	2048	47-291	Mo, K, R, IA, Me
<i>bn111221739</i>	<i>GRB 111221A</i>	17:43:30.8060	10.2	-29.8	1.9	<i>Fermi</i> -GBM	5	64	47-291	Mo, K, R, IA, S, W, A
<i>bn111222619</i>	<i>GRB 111222A</i>	14:51:55.0233	179.2	69.0	0.5	IPN	1	16	47-291	Mo, K, IA, S, Me, W
bn111226795	GRB 111226A	19:04:58.2845	21.5	3.9	1.0	<i>Fermi</i> -GBM	15	2048	47-291	K, IA
bn111228453	GRB 111228B	10:52:50.5202	330.6	14.5	3.6	<i>Fermi</i> -GBM	26	64	23-47	K, A
bn111228657	GRB 111228A	15:45:30.8028	150.1	18.3	0.0	<i>Swift</i>	8	256	47-291	K, IA, S, Me, W
bn111230683	GRB 111230A	16:23:08.6037	150.2	33.4	2.8	<i>Fermi</i> -GBM	14	2048	47-291	Mo, K, IA, Me
bn111230819	GRB 111230B	19:39:32.1420	242.6	-22.1	2.0	<i>Fermi</i> -GBM	9	256	47-291	Mo, K, IA, S, Me
bn120101354	GRB 120101A	08:30:06.9076	185.9	52.9	8.8	<i>Fermi</i> -GBM	5	64	47-291	IA, S
<i>bn120102095</i>	<i>GRB 120102A</i>	02:16:23.2391	276.2	24.7	0.0	<i>Swift</i>	10	512	47-291	K, R, IA, S, Me
bn120102416	GRB 120102B	09:59:01.2725	341.1	-23.2	3.6	<i>Fermi</i> -GBM	11	512	47-291	
bn120105584	GRB 120105A	14:00:35.9014	203.7	40.1	2.8	<i>Fermi</i> -GBM	16	4096	47-291	Mo
bn120107384	GRB 120107A	09:12:15.4107	246.4	-69.9	0.5	<i>Fermi</i> -LAT	4	64	47-291	Mo, K, Me, W, L
bn120109824	GRB 120109A	19:46:01.9417	251.3	30.8	11.3	<i>Fermi</i> -GBM	15	2048	47-291	
bn120111051	GRB 120111A	01:13:27.6277	95.3	5.0	5.4	<i>Fermi</i> -GBM	17	4096	47-291	R, IA
bn120114433	GRB 120114B	10:23:39.2149	263.2	-75.6	11.1	<i>Fermi</i> -GBM	6	128	47-291	S
bn120114681	GRB 120114A	16:20:05.6800	317.9	57.0	0.0	<i>Swift</i>	17	4096	47-291	K, IA, S, Me, W

Table 6—Continued

Trigger ID ^a	GRB Name ^a	Time (UT)	α (°)	δ (°)	Error (°)	Location Source	Algorithm	Timescale (ms)	Energy (keV)	Other Detections ^b
bn120118709	GRB 120118B	17:00:22.9435	124.9	-7.2	0.1	<i>Swift</i>	14	2048	47-291	S
bn120118898	GRB 120118C	21:32:45.8056	166.6	47.9	7.2	<i>Fermi</i> -GBM	4	64	47-291	K, IA, Me
<i>bn120119170</i>	<i>GRB 120119A</i>	04:04:25.0642	120.0	-9.8	0.0	<i>Swift</i>	10	512	47-291	K, IA, S, Me
<i>bn120119229</i>	<i>GRB 120119B</i>	05:29:49.0086	139.6	-61.3	2.0	<i>Fermi</i> -GBM	5	64	47-291	Mo, K, IA, S, Me, W
bn120119354	GRB 120119C	08:29:29.8163	66.0	-33.9	4.4	<i>Fermi</i> -GBM	11	512	47-291	IA, S
bn120120432	GRB 120120A	10:21:25.4149	134.7	35.5	5.7	<i>Fermi</i> -GBM	15	2048	47-291	K
bn120121101	GRB 120121B	02:25:53.7993	235.7	-39.3	7.9	<i>Fermi</i> -GBM	17	4096	47-291	IA
bn120121251	GRB 120121C	06:00:45.2360	208.9	-1.3	1.6	<i>Fermi</i> -GBM	13	1024	47-291	K, IA, S
bn120122300	GRB 120122A	07:12:06.0365	96.6	16.5	2.7	<i>Fermi</i> -GBM	9	256	47-291	Mo, IA, S, W
bn120129312	GRB 120129B	07:29:14.0537	26.5	-8.5	15.0	IPN	10	512	47-291	
<i>bn120129580</i>	<i>GRB 120129A</i>	13:55:46.2445	30.4	59.3	0.9	IPN	4	64	47-291	K, S, Me, A
bn120130699	GRB 120130A	16:47:10.8812	150.0	-17.5	3.7	<i>Fermi</i> -GBM	9	256	47-291	K, IA, S
bn120130906	GRB 120130B	21:44:54.3314	65.0	9.5	5.6	<i>Fermi</i> -GBM	12	1024	47-291	
bn120130938	GRB 120130C	22:30:34.4655	323.3	58.6	1.0	<i>Fermi</i> -GBM	16	4096	47-291	K, IA
bn120203812	GRB 120203A	19:29:23.9764	339.3	-46.6	6.8	<i>Fermi</i> -GBM	14	2048	47-291	IA, S, W
<i>bn120204054</i>	<i>GRB 120204A</i>	01:17:07.8322	292.6	-3.6	1.0	<i>Fermi</i> -GBM	15	2048	47-291	Mo, K, IA, S, Me, W
bn120205285	GRB 120205A	06:51:05.3074	243.4	25.9	23.8	<i>Fermi</i> -GBM	10	512	47-291	
<i>bn120206949</i>	<i>GRB 120206A</i>	22:46:16.6847	73.4	58.4	2.2	<i>Fermi</i> -GBM	10	512	47-291	Mo, K, IA, S, Me, W
bn120210650	GRB 120210A	15:35:43.2811	54.7	-58.5	5.5	<i>Fermi</i> -GBM	5	64	47-291	IA, W
bn120212353	GRB 120212B	08:27:47.5895	303.4	-48.1	7.5	<i>Fermi</i> -GBM	5	64	47-291	
bn120212383	GRB 120212A	09:11:23.4980	43.1	-18.0	0.1	<i>Swift</i>	12	1024	47-291	IA, S, W
bn120213606	GRB 120213B	14:32:44.6094	183.5	5.8	4.2	<i>Fermi</i> -GBM	10	512	47-291	K, IA, W
bn120217808	GRB 120217A	19:23:50.5717	122.4	36.8	3.2	<i>Fermi</i> -GBM	6	128	47-291	K, IA, Me, W
<i>bn120217904</i>	<i>GRB 120217B</i>	21:41:57.7681	298.7	32.7	1.5	<i>Fermi</i> -GBM	5	64	47-291	Mo, K, IA, S, Me
bn120218276	GRB 120218B	06:37:02.3707	101.8	-1.4	3.6	<i>Fermi</i> -GBM	17	4096	47-291	IA
bn120219563	GRB 120219B	13:31:23.1100	274.9	-31.1	10.9	<i>Fermi</i> -GBM	9	256	47-291	W
bn120220210	GRB 120220A	05:02:21.6029	206.1	-57.4	7.4	<i>Fermi</i> -GBM	15	2048	47-291	IA
bn120222021	GRB 120222A	00:29:36.1300	299.5	26.5	2.8	<i>Fermi</i> -GBM	5	64	47-291	Mo, K, S, Me, W
bn120222119	GRB 120222A	02:51:54.0863	340.0	-36.4	5.7	<i>Fermi</i> -GBM	17	4096	47-291	
bn120223933	GRB 120223A	22:23:48.9431	219.6	-7.5	2.7	<i>Fermi</i> -GBM	6	128	47-291	K, R, IA, Me, W

Table 6—Continued

Trigger ID ^a	GRB Name ^a	Time (UT)	α (°)	δ (°)	Error (°)	Location Source	Algorithm	Timescale (ms)	Energy (keV)	Other Detections ^b
bn120224282	GRB 120224B	06:46:28.5226	118.4	41.3	4.6	<i>Fermi</i> -GBM	16	4096	47-291	K, IA, S, W
bn120224898	GRB 120224C	21:33:07.3852	331.1	10.2	3.6	<i>Fermi</i> -GBM	15	2048	47-291	Mo, K, IA, S
<i>bn120226447</i>	<i>GRB 120226B</i>	10:44:16.3850	87.6	52.3	1.1	<i>Fermi</i> -GBM	7	128	47-291	Mo, K, IA, Me, W
<i>bn120226871</i>	<i>GRB 120226A</i>	20:54:17.0267	302.9	48.7	6.0	IPN	17	4096	47-291	Mo, K, R, IA, S, Me, W, L
bn120227391	GRB 120227A	09:22:45.9705	84.8	8.5	6.3	<i>Fermi</i> -GBM	16	4096	47-291	Mo, K, IA, Me
<i>bn120227725</i>	<i>GRB 120227B</i>	17:24:41.0543	256.7	-88.9	1.2	<i>Fermi</i> -GBM	13	1024	47-291	Mo, K, IA, S, Me, W
bn120302080	GRB 120302A	01:55:34.0020	122.5	29.7	0.0	<i>Swift</i>	10	512	47-291	S, W
bn120302722	GRB 120302B	17:19:59.0822	24.1	9.7	13.9	<i>Fermi</i> -GBM	4	64	47-291	
bn120304061	GRB 120304A	01:27:48.7178	127.2	-61.1	1.0	<i>Fermi</i> -GBM	8	256	47-291	K, R, IA, W
<i>bn120304248</i>	<i>GRB 120304B</i>	05:57:47.7804	277.3	-46.2	1.0	<i>Fermi</i> -GBM	1	16	47-291	Mo, K, R, IA, Me, W
<i>bn120308588</i>	<i>GRB 120308B</i>	14:06:05.7733	30.8	55.2	1.2	<i>Fermi</i> -GBM	4	64	47-291	R, W
bn120312671	GRB 120312A	16:06:29.6672	251.8	23.9	0.0	<i>Swift</i>	15	2048	47-291	R, IA, S
bn120314412	GRB 120314A	09:52:34.6735	17.9	-48.7	17.8	<i>Fermi</i> -GBM	8	256	47-291	
<i>bn120316008</i>	<i>GRB 120316A</i>	00:11:02.5595	57.0	-56.3	0.6	IPN	17	4096	47-291	Mo, K, R, IA, S, W, L
bn120319983	GRB 120319A	23:35:04.2132	69.8	-45.4	3.7	<i>Fermi</i> -GBM	16	4096	47-291	W
bn120323162	GRB 120323B	03:52:49.2705	211.1	-45.2	3.8	<i>Fermi</i> -GBM	7	128	47-291	Mo, K, S, Me, W
<i>bn120323507</i>	<i>GRB 120323A</i>	12:10:19.7231	340.4	29.7	0.2	IPN	1	16	47-291	K, IA, S, Me, L
bn120326056	GRB 120326A	01:20:31.5128	273.9	69.3	0.0	<i>Swift</i>	10	512	47-291	K, R, S, W
bn120327418	GRB 120327B	10:01:49.2336	170.4	23.8	13.0	<i>Fermi</i> -GBM	7	128	47-291	IA
<i>bn120328268</i>	<i>GRB 120328B</i>	06:26:20.9532	228.1	22.8	1.0	<i>Fermi</i> -GBM	10	512	47-291	K, IA, S, Me, A, L
bn120331055	GRB 120331A	01:19:06.6440	26.4	-54.8	6.5	<i>Fermi</i> -GBM	1	16	47-291	Mo, IA, W, A
bn120402669	GRB 120402B	16:04:00.7578	223.7	-10.4	2.6	<i>Fermi</i> -GBM	26	64	23-47	K, IA
bn120403857	GRB 120403B	20:33:58.4931	55.3	-89.0	0.0	<i>Swift</i>	13	1024	47-291	
<i>bn120410585</i>	<i>GRB 120410A</i>	14:02:00.1923	159.6	-17.0	8.6	<i>Fermi</i> -GBM	2	32	47-291	IA, S, W
<i>bn120411925</i>	<i>GRB 120411A</i>	22:12:25.6497	38.1	-7.2	8.4	<i>Fermi</i> -GBM	9	256	47-291	Mo, IA, S
bn120412055	GRB 120412A	01:18:42.1478	29.4	-24.7	13.5	<i>Fermi</i> -GBM	13	1024	47-291	
bn120412920	GRB 120412B	22:04:40.5637	38.9	7.1	2.8	<i>Fermi</i> -GBM	9	256	47-291	K
bn120415076	GRB 120415A	01:49:57.6821	213.5	16.7	4.4	<i>Fermi</i> -GBM	11	512	47-291	K, R, IA, Me
bn120415891	GRB 120415B	21:23:41.0262	190.7	4.9	6.9	<i>Fermi</i> -GBM	4	64	47-291	IA, S
bn120415958	GRB 120415C	22:59:19.1333	150.5	61.3	5.0	<i>Fermi</i> -GBM	17	4096	47-291	K, R

Table 6—Continued

Trigger ID ^a	GRB Name ^a	Time (UT)	α (°)	δ (°)	Error (°)	Location Source	Algorithm	Timescale (ms)	Energy (keV)	Other Detections ^b
bn120420249	GRB 120420A	05:58:07.2575	47.9	-52.2	5.4	<i>Fermi</i> -GBM	11	512	47-291	K, W
<i>bn120420858</i>	<i>GRB 120420B</i>	20:35:13.0705	109.3	10.8	1.1	<i>Fermi</i> -GBM	11	512	47-291	K, IA, W
<i>bn120426090</i>	<i>GRB 120426A</i>	02:09:14.3305	111.5	-65.6	0.4	IPN	5	64	47-291	Mo, K, IA, S, Me
bn120426585	GRB 120426B	14:02:22.3555	285.5	-13.7	3.8	<i>Fermi</i> -GBM	10	512	47-291	K, IA, S
bn120427054	GRB 120427A	01:17:27.7906	224.9	29.3	0.3	IPN	8	256	47-291	Mo, K, R, IA, Me, W
bn120427153	GRB 120427B	03:40:37.8678	114.7	50.2	26.6	<i>Fermi</i> -LAT	17	4096	47-291	IA
bn120429003	GRB 120429A	00:04:07.2639	166.0	-8.8	15.4	<i>Fermi</i> -GBM	8	256	47-291	
bn120429484	GRB 120429B	11:37:03.7360	133.0	-32.2	5.3	<i>Fermi</i> -GBM	10	512	47-291	IA
bn120430980	GRB 120430A	23:30:43.3489	47.2	18.5	5.8	<i>Fermi</i> -GBM	14	2048	47-291	W
bn120504468	GRB 120504A	11:13:39.9348	329.9	46.8	4.1	<i>Fermi</i> -GBM	14	2048	47-291	
bn120504945	GRB 120504B	22:40:08.6011	200.3	-24.2	6.7	<i>Fermi</i> -GBM	11	512	47-291	IA, S
bn120506128	GRB 120506A	03:05:02.1148	172.2	-33.7	9.3	<i>Fermi</i> -GBM	10	512	47-291	
<i>bn120509619</i>	<i>GRB 120509A</i>	14:52:02.8400	195.4	38.3	16.8	<i>Fermi</i> -GBM	7	128	47-291	IA
bn120510900	GRB 120510B	21:36:26.0997	186.9	-55.2	3.8	<i>Fermi</i> -GBM	16	4096	47-291	R, IA, W
<i>bn120511638</i>	<i>GRB 120511A</i>	15:18:47.9162	226.9	-60.5	2.1	<i>Fermi</i> -GBM	9	256	47-291	K, IA, S, Me, W
bn120512112	GRB 120512A	02:41:44.3342	325.6	13.6	0.0	<i>INTEGRAL</i>	12	1024	47-291	Mo, K, R, IA, IS, S, Me, W
bn120513531	GRB 120513A	12:44:00.4653	140.8	75.0	10.8	<i>Fermi</i> -LAT	11	512	47-291	
<i>bn120519721</i>	<i>GRB 120519A</i>	17:18:14.9703	180.2	20.5	2.7	<i>Fermi</i> -GBM	4	64	47-291	Mo, K, IA, S, Me, W, A
bn120520949	GRB 120520A	22:46:24.6629	45.9	35.3	8.3	<i>Fermi</i> -GBM	8	256	47-291	S, W
bn120521380	GRB 120521B	09:07:52.3858	197.0	-52.7	0.0	<i>Swift</i>	15	2048	47-291	K, IA, S
bn120522361	GRB 120522B	08:39:16.8386	56.1	54.8	2.0	<i>Fermi</i> -GBM	13	1024	47-291	K, IA, S, Me, W
bn120524134	GRB 120524A	03:12:54.6787	358.1	-15.6	10.4	<i>Fermi</i> -GBM	4	64	47-291	
<i>bn120526303</i>	<i>GRB 120526A</i>	07:16:40.7695	66.3	-32.2	1.0	<i>Fermi</i> -GBM	15	2048	47-291	Mo, K, R, IA, S, W
bn120528442	GRB 120528A	10:36:00.2173	295.1	6.5	6.0	<i>Fermi</i> -GBM	10	512	47-291	K, IA, S, W
bn120530121	GRB 120530A	02:53:41.8622	176.0	78.8	3.3	<i>Fermi</i> -GBM	6	128	47-291	K, IA, S, Me, W
bn120531393	GRB 120531A	09:26:38.3653	290.4	1.2	11.0	<i>Fermi</i> -GBM	14	2048	47-291	
<i>bn120603439</i>	<i>GRB 120603A</i>	10:32:09.8539	198.8	4.3	0.5	IPN	5	64	47-291	K, R, IA, Me, W
bn120604220	GRB 120604A	05:16:31.3117	163.9	-7.4	9.3	<i>Fermi</i> -GBM	4	64	47-291	
bn120604343	GRB 120604B	08:13:40.1576	113.6	-2.8	11.9	<i>Fermi</i> -GBM	16	4096	47-291	R, S, W
<i>bn120605453</i>	<i>GRB 120605A</i>	10:52:15.9037	243.6	41.5	2.6	<i>Fermi</i> -GBM	9	256	47-291	Mo, K, IA, S, Me

Table 6—Continued

Trigger ID ^a	GRB Name ^a	Time (UT)	α (°)	δ (°)	Error (°)	Location Source	Algorithm	Timescale (ms)	Energy (keV)	Other Detections ^b
bn120608489	GRB 120608A	11:43:51.8312	230.0	-26.1	2.5	<i>Fermi</i> -GBM	5	64	47-291	IA, S
bn120608777	GRB 120608B	18:38:33.0354	313.3	12.6	5.1	<i>Fermi</i> -GBM	12	1024	47-291	S, W
bn120609580	GRB 120609A	13:54:35.6228	67.3	13.0	7.5	<i>Fermi</i> -GBM	9	256	47-291	
bn120611108	GRB 120611A	02:36:00.5206	324.7	-44.8	5.3	<i>Fermi</i> -GBM	13	1024	47-291	
bn120612680	GRB 120612B	16:19:45.5477	211.9	34.6	7.1	<i>Fermi</i> -GBM	17	4096	47-291	
<i>bn120612687</i>	<i>GRB 120612C</i>	16:29:44.5573	39.7	-37.9	10.6	<i>Fermi</i> -GBM	4	64	47-291	K, IA, W
bn120616630	GRB 120616A	15:06:50.6386	79.7	56.4	8.5	<i>Fermi</i> -GBM	3	32	47-291	IA
bn120618128	GRB 120618A	03:03:49.8754	77.3	75.8	2.6	<i>Fermi</i> -GBM	9	256	47-291	K, R, IA, S, Me, W
bn120618919	GRB 120618B	22:03:34.3126	213.6	-2.1	4.8	<i>Fermi</i> -GBM	7	128	47-291	K, IA, Me, W
bn120619884	GRB 120619A	21:13:16.9128	190.7	-25.0	2.8	<i>Fermi</i> -GBM	7	128	47-291	IA, W
<i>bn120624309</i>	<i>GRB 120624A</i>	07:24:25.3393	4.8	7.2	0.4	IPN	4	64	47-291	K, IA, S, Me
<i>bn120624933</i>	<i>GRB 120624B</i>	22:23:54.9339	172.9	6.5	1.0	<i>Fermi</i> -GBM	14	2048	47-291	
<i>bn120625119</i>	<i>GRB 120625A</i>	02:50:46.0374	51.3	51.1	1.2	<i>Fermi</i> -GBM	12	1024	47-291	K, R, IA, S, Me, W
bn120629565	GRB 120629A	13:34:11.6814	176.2	-0.6	8.9	<i>Fermi</i> -GBM	8	256	47-291	R
bn120701654	GRB 120701B	15:41:48.3152	182.7	-45.7	14.8	<i>Fermi</i> -GBM	6	128	47-291	IA, Me
bn120702891	GRB 120702A	21:23:19.1712	227.8	36.8	8.5	<i>Fermi</i> -GBM	11	512	47-291	S
bn120703417	GRB 120703B	10:01:11.6882	69.5	34.7	2.6	<i>Fermi</i> -GBM	12	1024	47-291	K, R, IA, Me
bn120703498	GRB 120703C	11:56:56.8702	210.5	46.3	5.2	<i>Fermi</i> -GBM	13	1024	47-291	
<i>bn120703726</i>	<i>GRB 120703A</i>	17:25:17.0323	339.4	-29.7	0.0	<i>Swift</i>	14	2048	47-291	K, R, IA, S, Me
<i>bn120707800</i>	<i>GRB 120707A</i>	19:12:17.4295	291.1	-34.4	1.0	<i>Fermi</i> -GBM	16	4096	47-291	Mo, K, R, IA, S, W
<i>bn120709883</i>	<i>GRB 120709A</i>	21:11:40.3666	318.4	-50.1	0.5	<i>Fermi</i> -LAT	4	64	47-291	K, IA, Me, L
bn120710100	GRB 120710A	02:23:17.0507	120.4	-31.1	4.8	<i>Fermi</i> -GBM	9	256	47-291	S, Me, W
<i>bn120711115</i>	<i>GRB 120711A</i>	02:44:53.2943	94.7	-71.0	0.0	<i>INTEGRAL</i>	8	256	47-291	K, R, IA, IS, S, Me, M, L
bn120711446	GRB 120711C	10:42:54.5709	127.9	-31.8	11.0	<i>Fermi</i> -GBM	13	1024	47-291	IA, W

^aBursts with Trigger ID and GRB Name in italics have significant emission in at least one BGO detector (see text).

^bOther instrument detections: Mo: Mars Observer, K: Konus-Wind, R: RHESSI, IA: *INTEGRAL* SPI-ACS, IS: *INTEGRAL* IBIS-ISGRI, S: *Swift*, Me: Messenger, W: *Suzaku*, A: *AGILE*, M: *MAXI*, L: *Fermi* LAT

^cGRB091024A triggered GBM twice.

Table 7. GRB Durations (50–300 keV)

Trigger ID	Detectors Used	T_{90} (s)	T_{90} start (s)	T_{50} (s)	T_{50} start (s)
bn080714086	3+4+8	5.376 ± 2.360	-0.768	2.816 ± 0.810	-0.256
bn080714425	0+9+10	40.192 ± 1.145	-4.352	11.776 ± 1.619	-1.280
bn080714745	5	59.649 ± 11.276	-0.512	25.088 ± 7.940	2.560
bn080715950	0+1+2+9+10	7.872 ± 0.272	0.128	6.144 ± 0.264	1.088
bn080717543	2+10	36.609 ± 2.985	-5.376	13.056 ± 0.810	1.024
bn080719529	6+7+9	16.128 ± 17.887	-4.352	8.448 ± 1.280	-2.048
bn080720316 ^a
bn080723557	4	58.369 ± 1.985	2.368	40.513 ± 0.231	14.208
bn080723913	0+1+3	0.192 ± 0.345	-0.064	0.064 ± 0.143	-0.064
bn080723985	2+5	42.817 ± 0.659	3.072	25.280 ± 0.405	12.160
bn080724401	3+4+6+7+8	379.397 ± 2.202	10.816	348.421 ± 0.923	17.216
bn080725435	0+1+3	25.920 ± 1.208	-2.816	10.048 ± 0.320	4.096
bn080725541	6+7+8	0.960 ± 1.292	-0.128	0.316 ± 0.178	0.004
bn080727964	0+3+4+6+7	89.089 ± 6.476	-13.312	21.504 ± 2.290	4.096
bn080730520	0+1+9+10	17.408 ± 6.229	-0.576	4.096 ± 1.448	2.496
bn080730786	0+1+6+9+10	13.312 ± 4.222	-0.576	4.096 ± 1.448	0.448
bn080802386	4+5	0.576 ± 0.091	-0.064	0.448 ± 0.091	0.000
bn080803772	0+1+2+5	26.240 ± 1.691	-0.256	11.072 ± 0.462	3.520
bn080804456	0+1+2+3+5	501.830 ± 6.476	-8.704	450.629 ± 2.896	3.584
bn080804972	6+7+8+11	24.704 ± 1.460	0.256	10.432 ± 0.429	3.520
bn080805496	0+1+3	29.440 ± 3.566	-1.792	17.408 ± 1.846	1.024
bn080805584	3+4+5	65.665 ± 14.676	-4.864	23.808 ± 1.202	1.536
bn080806584	1+2+5	2.304 ± 0.453	-2.112	0.960 ± 0.202	-1.152
bn080806896	0+1+2+9	75.777 ± 4.185	-35.328	28.032 ± 1.382	1.216
bn080807993	0+1+2+5	19.072 ± 0.181	0.000	15.808 ± 0.143	0.512
bn080808451	0+1+2+5	4.352 ± 0.832	-1.536	2.048 ± 0.640	-0.512
bn080808565	6+7+8+11	17.728 ± 1.489	1.728	5.248 ± 0.320	4.352
bn080808772	0+1+3	211.970 ± 6.557	-170.562	66.561 ± 2.896	-109.121
bn080809808	2+10	28.160 ± 2.896	-9.728	12.800 ± 2.290	-2.560
bn080810549	6+7+8+11	107.457 ± 15.413	-20.096	37.120 ± 0.923	5.952
bn080812889	3+4	15.040 ± 0.462	-1.792	7.488 ± 0.286	1.664
bn080815917	9+10	0.832 ± 0.320	-0.320	0.384 ± 0.181	-0.128
bn080816503	0+1+3+4+5	64.769 ± 1.810	1.280	23.296 ± 0.572	36.097
bn080816989	7+8+9+10+11	4.608 ± 0.453	-0.064	0.896 ± 0.580	0.128
bn080817161	1+2+5	60.289 ± 0.466	2.048	16.064 ± 0.202	7.744
bn080817720	3+4+8	4.416 ± 0.363	-0.080	1.536 ± 0.345	1.072
bn080818579	3+4+5	59.329 ± 8.749	-2.944	33.852 ± 1.491	0.005

Table 7—Continued

Trigger ID	Detectors Used	T_{90} (s)	T_{90} start (s)	T_{50} (s)	T_{50} start (s)
bn080818945	1+3+5	13.376 ± 0.410	-0.512	6.080 ± 0.466	0.832
bn080821332	3+4	5.888 ± 0.264	-1.280	1.920 ± 0.181	0.256
bn080823363	1+3+4+5	43.457 ± 1.717	-1.280	15.424 ± 0.842	5.760
bn080824909	0+1+3	7.424 ± 2.005	-3.264	2.752 ± 0.231	0.320
bn080825593	0+1+2+9+10	20.992 ± 0.231	1.216	12.160 ± 0.091	3.072
bn080828189	1+2	3.008 ± 3.329	-0.128	1.280 ± 0.202	0.064
bn080829790	1+2	7.680 ± 0.377	-0.320	3.520 ± 0.264	1.088
bn080830368	0+1+3	40.896 ± 5.069	-1.536	9.088 ± 0.724	7.168
bn080831053 ^b	2+5	0.576 ± 1.168	-0.288	0.064 ± 0.631	-0.064
bn080831921	9+10+11	74.497 ± 1.243	1.344	50.689 ± 1.056	7.936
bn080904886	0+1+3+9	17.344 ± 1.385	-2.560	4.608 ± 0.373	4.032
bn080905499	3+6+7	0.960 ± 0.345	-0.064	0.704 ± 0.143	0.000
bn080905570	8+11	26.624 ± 2.896	-7.168	9.211 ± 2.287	0.005
bn080905705	7+8+11	105.984 ± 6.802	-5.120	78.336 ± 1.056	0.768
bn080906212	0+1+3+5	2.875 ± 0.767	0.005	1.280 ± 0.362	0.576
bn080912360	6+7+8+11	16.384 ± 2.896	-3.072	5.114 ± 2.415	0.006
bn080913735	9+10	41.217 ± 7.281	-0.256	10.240 ± 3.238	10.240
bn080916009	0+3+4+6+7	62.977 ± 0.810	1.280	32.000 ± 0.724	6.656
bn080916406	7+8+11	46.337 ± 7.173	0.512	18.432 ± 0.810	2.560
bn080919790	1+2+5	0.512 ± 0.405	-0.128	0.128 ± 0.091	-0.064
bn080920268	0+1+3+9	113.921 ± 3.125	-3.328	51.457 ± 2.673	3.584
bn080924766	0+1+2+9+10	39.937 ± 4.222	-11.264	13.307 ± 1.444	0.005
bn080925775	3+6+7+8	31.744 ± 3.167	-1.024	9.216 ± 1.448	4.096
bn080927480	7+8	45.313 ± 3.083	-0.256	11.520 ± 1.950	2.816
bn080928628	0+3+4+6+7	14.336 ± 4.007	-1.792	8.704 ± 0.810	-0.256
bn081003644	3+4	50.177 ± 3.692	-3.072	17.408 ± 1.448	9.728
bn081006604	0+1+3	6.400 ± 0.923	-0.256	2.301 ± 0.571	0.003
bn081006872	0+1+3	3.328 ± 1.305	-0.512	1.536 ± 0.810	-0.256
bn081008832	0+1+2+5	150.015 ± 12.892	0.004	110.338 ± 1.280	7.680
bn081009140	3+4+7+8	41.345 ± 0.264	1.344	2.688 ± 0.091	2.432
bn081009690 ^c	7+8+11	176.191 ± 2.127	0.003	25.088 ± 1.145	3.136
bn081012045	9+10+11	1.216 ± 1.748	-0.576	0.512 ± 0.362	0.000
bn081012549	6+9+10+11	30.721 ± 5.615	-5.376	6.912 ± 0.724	0.256
bn081017474	1+2+9+10	28.416 ± 2.757	-13.056	8.448 ± 1.619	-3.328
bn081021398	4+5	26.112 ± 3.974	-1.008	10.496 ± 1.145	2.064
bn081022364	3+4+5	17.152 ± 3.727	-2.560	5.376 ± 1.305	-0.512
bn081024245	8+10+11	0.832 ± 1.282	-0.832	0.512 ± 0.231	-0.576

Table 7—Continued

Trigger ID	Detectors Used	T_{90} (s)	T_{90} start (s)	T_{50} (s)	T_{50} start (s)
bn081024851	1+3+4+5	56.065 ± 2.064	-0.512	24.320 ± 1.086	7.168
bn081024891	0+6+7+9	0.640 ± 0.264	-0.064	0.384 ± 0.181	0.000
bn081025349	3+4+7+8	22.528 ± 0.724	-0.512	16.384 ± 0.923	2.048
bn081028538	9+10+11	13.312 ± 1.280	-7.936	2.816 ± 0.362	-0.256
bn081101167	4+5	9.984 ± 9.051	-7.936	4.096 ± 1.086	-4.608
bn081101491	6+7+9	0.128 ± 0.091	-0.064	0.064 ± 0.091	0.000
bn081101532	2+5	8.256 ± 0.889	-0.256	4.416 ± 0.320	1.920
bn081102365	0+1+2+5	1.728 ± 0.231	-0.064	1.216 ± 0.143	0.128
bn081102739	0+3+4	34.817 ± 2.415	-0.512	17.152 ± 1.493	3.840
bn081105614	1+2+5	1.280 ± 1.368	-0.064	0.128 ± 0.091	-0.064
bn081107321	6+7+9+10+11	1.664 ± 0.234	-0.192	0.896 ± 0.143	0.256
bn081109293	0+1+2+9+10	58.369 ± 5.221	-6.912	17.408 ± 2.290	2.304
bn081110601	7+8	11.776 ± 2.573	0.256	4.608 ± 1.056	0.512
bn081113230	3+4	0.576 ± 1.350	0.000	0.320 ± 0.143	0.000
bn081115891	0+1+3+4+5	0.320 ± 0.653	-0.192	0.192 ± 0.264	-0.192
bn081118876	0+1+3+5	20.736 ± 1.379	0.256	4.608 ± 0.724	5.376
bn081119184	7+8+11	0.320 ± 0.680	-0.320	0.192 ± 0.231	-0.256
bn081120618	1+2+5	25.344 ± 0.923	-1.280	4.608 ± 0.572	0.256
bn081121858	10+11	41.985 ± 8.510	1.536	9.472 ± 1.145	6.656
bn081122520	0+1+3	23.296 ± 2.111	-0.256	13.568 ± 0.362	0.768
bn081122614	3+4+6+7+8	0.192 ± 0.091	-0.064	0.128 ± 0.091	-0.064
bn081124060	3+4+7+8	19.456 ± 1.086	0.512	9.728 ± 0.724	4.864
bn081125496	10+11	9.280 ± 0.607	0.512	3.200 ± 0.181	2.176
bn081126899	0+1+3	54.145 ± 0.923	-18.048	31.233 ± 0.362	0.768
bn081129161	10+11	62.657 ± 7.318	-0.128	16.384 ± 2.290	1.088
bn081130212	7+8+11	2.240 ± 1.002	-0.064	1.280 ± 0.905	0.064
bn081130629	9+10+11	45.569 ± 3.908	-38.657	28.417 ± 1.864	-25.856
bn081204004	0+1+2+9+10	7.424 ± 1.846	-5.632	1.280 ± 0.923	-0.768
bn081204517	6+7+8+11	0.192 ± 0.286	-0.064	0.128 ± 0.091	-0.064
bn081206275	9+10+11	24.576 ± 5.724	-11.264	10.752 ± 0.724	-1.792
bn081206604	3+4+5	7.936 ± 4.382	-2.048	3.072 ± 1.619	-1.024
bn081206987	9+10+11	22.528 ± 2.919	-5.888	5.888 ± 0.923	-0.768
bn081207680	0+1+9+10	97.282 ± 2.347	5.888	35.905 ± 0.462	24.896
bn081209981	8+11	0.192 ± 0.143	-0.064	0.128 ± 0.143	-0.064
bn081213173	0+1+2+5	0.256 ± 0.286	-0.256	0.192 ± 0.202	-0.192
bn081215784	9+10+11	5.568 ± 0.143	1.216	3.392 ± 0.091	1.728
bn081215880	2+5	7.680 ± 2.064	-0.256	5.632 ± 0.724	0.512

Table 7—Continued

Trigger ID	Detectors Used	T_{90} (s)	T_{90} start (s)	T_{50} (s)	T_{50} start (s)
bn081216531	7+8+11	0.768 ± 0.429	0.000	0.128 ± 0.091	0.512
bn081217983	6+7+8+9+11	29.696 ± 12.892	-12.032	7.424 ± 0.724	3.584
bn081221681	1+2	29.697 ± 0.410	3.328	7.488 ± 0.143	19.392
bn081222204	0+1+2	18.880 ± 2.318	0.384	4.672 ± 0.231	2.368
bn081223419	6+7+9	0.576 ± 0.143	-0.064	0.256 ± 0.143	0.000
bn081224887	6+7+9	16.448 ± 1.159	0.736	4.672 ± 0.202	2.336
bn081225257	0+1+2+5	41.217 ± 5.667	-18.688	14.592 ± 0.923	-7.680
bn081226044	2+10	0.832 ± 1.032	-0.192	0.320 ± 0.264	-0.128
bn081226156	3+6+7+8	65.793 ± 1.619	-55.553	41.473 ± 0.572	-34.560
bn081226509	6+7+9	0.192 ± 0.143	-0.064	0.128 ± 0.143	-0.064
bn081229187	0+3+4+6	0.768 ± 0.724	-0.256	0.256 ± 0.572	0.000
bn081229675 ^a
bn081230871	0+1+6+7+9	0.512 ± 0.272	-0.128	0.256 ± 0.202	-0.064
bn081231140	6+7+9	28.736 ± 2.611	0.640	16.832 ± 0.462	6.080
bn090101758	9+10	108.802 ± 1.619	-0.256	6.144 ± 0.724	89.858
bn090102122	9+10+11	26.624 ± 0.810	1.536	9.728 ± 0.572	6.400
bn090107681	11	18.432 ± 2.896	-2.048	9.212 ± 1.445	0.004
bn090108020	0+1+2+5	0.704 ± 0.143	-0.064	0.256 ± 0.091	0.000
bn090108322	0+1+2+10	0.192 ± 0.143	-0.064	0.128 ± 0.143	-0.064
bn090109332	8+11	1.728 ± 0.820	-0.256	0.512 ± 0.202	-0.192
bn090112332	0+1+3	58.369 ± 4.783	-15.104	24.320 ± 2.064	1.536
bn090112729	9+10	14.080 ± 5.126	-0.768	4.864 ± 0.362	1.792
bn090113778	0+1+2+9	17.408 ± 3.238	-2.048	6.141 ± 1.446	0.004
bn090117335	3+4+7+8	27.264 ± 1.286	-0.384	25.152 ± 0.320	0.384
bn090117632	0+1+9+10	75.777 ± 3.238	-50.177	41.985 ± 5.120	-22.528
bn090117640	0+1+2+9	15.552 ± 4.580	-5.248	2.240 ± 2.084	-0.128
bn090120627	1+2+5	1.856 ± 0.181	-0.512	1.024 ± 0.143	-0.192
bn090126227	6+7+9	5.632 ± 0.810	-1.792	2.816 ± 0.572	-0.768
bn090126245	3+4+6+7+8	0.960 ± 0.231	-0.384	0.640 ± 0.143	-0.256
bn090129880	0+1+3	16.640 ± 3.328	-0.256	6.144 ± 2.290	1.024
bn090131090	0+6+9+10	35.073 ± 1.056	3.072	22.272 ± 0.362	6.656
bn090202347	0+1+2+5	12.608 ± 0.345	0.192	5.376 ± 0.181	4.096
bn090206620	7+9+10+11	0.320 ± 0.143	-0.064	0.128 ± 0.143	0.000
bn090207777	0+1+2+9+10	24.832 ± 3.899	-0.512	7.424 ± 0.923	1.280
bn090213236	0+1+3+7	20.224 ± 6.192	-4.096	12.032 ± 3.114	-2.304
bn090217206	6+7+9+11	33.280 ± 0.724	0.832	9.728 ± 0.362	4.672
bn090219074	5	0.448 ± 0.272	-0.064	0.256 ± 0.345	0.000

Table 7—Continued

Trigger ID	Detectors Used	T_{90} (s)	T_{90} start (s)	T_{50} (s)	T_{50} start (s)
bn090222179	9+10+11	17.408 ± 3.238	-2.048	8.192 ± 1.448	1.024
bn090225009	4	2.176 ± 2.833	-1.664	1.600 ± 0.286	-1.536
bn090227310	0+1+3+7	16.189 ± 0.831	0.003	7.424 ± 1.056	1.856
bn090227772	0+1+2	1.280 ± 1.026	-0.064	0.192 ± 0.091	0.000
bn090228204	0+1+3	0.448 ± 0.143	0.000	0.128 ± 0.091	0.000
bn090228976	6+7+9	7.936 ± 1.379	0.000	3.584 ± 1.145	0.512
bn090301315	0+1+3+4+5	23.296 ± 2.064	-17.664	5.632 ± 0.572	-3.584
bn090304216	6+7+8+9	2.816 ± 0.923	-0.256	2.048 ± 0.572	0.256
bn090305052	0+1+3+5	1.856 ± 0.580	-0.064	0.448 ± 0.091	0.256
bn090306245	0+1+3	27.904 ± 14.857	-2.816	11.264 ± 2.573	-0.256
bn090307167	9+10+11	29.440 ± 1.810	-5.120	18.432 ± 1.846	-1.792
bn090308734	3+4+6+7+8	1.664 ± 0.286	-0.320	0.576 ± 0.091	0.256
bn090309767	0+1+6+9	56.513 ± 5.146	-0.512	8.896 ± 0.916	34.561
bn090310189	7+8+11	116.930 ± 1.056	-0.384	57.089 ± 4.783	7.232
bn090316311	9+10+11	10.240 ± 1.557	-9.728	5.632 ± 0.572	-5.632
bn090319622	6+7+9	54.785 ± 2.202	-12.544	25.600 ± 1.086	5.888
bn090320045	6+7+9+11	2.368 ± 0.272	-2.112	1.344 ± 0.231	-1.664
bn090320418	6+7+8+11	7.936 ± 1.296	-1.664	2.624 ± 0.792	-0.768
bn090320801	9+10+11	29.184 ± 4.536	-0.512	10.240 ± 4.382	1.024
bn090323002	6+7+9+11	135.170 ± 1.448	8.192	53.249 ± 2.290	34.816
bn090326633	2+9+10	16.128 ± 3.208	-9.216	6.656 ± 0.724	-0.768
bn090327404	0+1+2+5	14.080 ± 1.379	1.280	5.888 ± 0.810	3.840
bn090328401	3+6+7+8	61.697 ± 1.810	4.352	14.592 ± 0.572	12.288
bn090328713	9+10+11	0.192 ± 1.032	-0.064	0.128 ± 0.143	0.000
bn090330279	6+7+9+10+11	73.473 ± 1.717	-51.969	21.248 ± 1.145	-6.144
bn090331681	6+7+9	0.832 ± 0.143	-0.064	0.704 ± 0.181	-0.064
bn090403314	3+6+7+8	14.848 ± 1.846	-2.304	6.656 ± 0.810	-0.512
bn090405663	7+8+11	0.448 ± 1.498	-0.064	0.192 ± 0.231	-0.064
bn090409288	3+4+5	30.337 ± 2.796	-24.064	12.736 ± 1.920	-8.960
bn090411838	0+2	21.501 ± 3.237	0.003	9.216 ± 1.448	3.072
bn090411991	4+5	14.336 ± 1.086	0.768	6.912 ± 0.724	4.352
bn090412061	3+4+8	0.896 ± 0.264	-0.832	0.128 ± 0.091	-0.128
bn090413122	6+7+8+9+11	32.513 ± 4.360	-22.272	9.216 ± 4.104	-3.072
bn090418816	7+8	0.320 ± 0.405	-0.064	0.256 ± 0.202	-0.064
bn090419997	0+1+2+5	166.915 ± 11.723	-65.793	58.113 ± 3.328	4.352
bn090422150	0+1+9	9.216 ± 0.362	-0.512	8.448 ± 0.362	-0.256
bn090423330	2+9+10	7.168 ± 2.415	-5.888	3.072 ± 1.280	-3.584

Table 7—Continued

Trigger ID	Detectors Used	T_{90} (s)	T_{90} start (s)	T_{50} (s)	T_{50} start (s)
bn090424592	6+7+8+11	14.144 ± 0.264	0.512	3.072 ± 0.091	1.280
bn090425377	4	75.393 ± 2.450	3.584	9.344 ± 0.286	58.177
bn090426066	0+1+3+4+5	16.128 ± 5.152	-1.792	4.096 ± 1.056	-1.536
bn090426690	0+1+2+5	7.488 ± 2.496	-1.152	1.984 ± 0.272	0.320
bn090427644	6+7+9	1.024 ± 0.362	-1.792	0.256 ± 0.572	-1.536
bn090427688	1+2+5	12.288 ± 1.280	-1.024	6.400 ± 0.572	1.536
bn090428441	8+11	3.968 ± 1.506	-0.192	1.152 ± 0.716	0.448
bn090428552	4+5	31.489 ± 11.846	-8.448	7.168 ± 1.493	-0.256
bn090429530	2+10	14.336 ± 4.007	-2.560	5.628 ± 0.571	0.004
bn090429753	0+1+9	0.640 ± 0.466	-0.192	0.256 ± 0.143	0.000
bn090502777	7+8+11	66.048 ± 1.619	-9.728	41.984 ± 0.572	0.256
bn090509215	7+8+9+11	283.844 ± 2.463	-1.280	245.763 ± 1.448	5.056
bn090510016	6+7+9	0.960 ± 0.138	-0.048	0.256 ± 0.143	0.528
bn090510325	10+11	7.424 ± 1.717	-1.024	3.328 ± 0.923	0.256
bn090511684	9+10+11	7.616 ± 1.605	-1.472	2.496 ± 0.320	0.000
bn090513916	7+8+11	25.280 ± 7.146	-1.024	11.008 ± 1.691	4.480
bn090513941	5	11.776 ± 2.064	-3.840	6.400 ± 1.280	-1.792
bn090514006	0+1+3	43.521 ± 1.739	0.128	26.240 ± 1.105	1.600
bn090514726	7+8	2.240 ± 0.286	-0.640	0.636 ± 0.140	0.004
bn090514734	4+8	54.401 ± 4.077	-3.072	18.688 ± 1.086	6.592
bn090516137	3+6+7+8	118.018 ± 4.028	10.048	44.289 ± 3.005	50.753
bn090516353	0+3	123.074 ± 2.896	-36.097	47.297 ± 2.290	-2.304
bn090516853	3+4	14.464 ± 3.093	-0.096	6.173 ± 1.469	0.003
bn090518080	3+5	2.048 ± 0.410	-0.640	0.960 ± 0.181	-0.192
bn090518244	8+11	6.784 ± 1.000	-0.384	3.072 ± 1.145	0.256
bn090519462	3+6+7+9	91.329 ± 3.692	-18.944	31.937 ± 1.448	-10.752
bn090519881	0+1+2+9+10	74.177 ± 5.177	-1.536	26.625 ± 1.145	3.776
bn090520832	6+9	0.768 ± 0.834	-0.448	0.256 ± 0.181	-0.256
bn090520850	3+4+8	3.776 ± 0.923	-0.384	2.048 ± 0.572	0.320
bn090520876	0+1+3+5	30.657 ± 0.859	-18.176	7.104 ± 0.528	-0.768
bn090522344	3+4+6+7	20.288 ± 6.262	-4.864	5.184 ± 0.590	0.448
bn090524346	3+4+6+7+8	54.337 ± 0.870	0.896	37.121 ± 0.264	5.696
bn090528173 ^d	1+2+9+10	35.905 ± 2.187	-6.656	17.408 ± 0.604	1.216
bn090528516	3+4+6+7+8	79.041 ± 1.088	4.352	31.553 ± 0.320	12.544
bn090529310	6+7+9+11	3.072 ± 0.362	-0.512	1.792 ± 0.572	0.000
bn090529564	3+4+7+8	9.853 ± 0.179	0.003	8.576 ± 0.091	0.704
bn090530760	1+2+5	127.554 ± 1.319	3.392	58.753 ± 0.373	12.160

Table 7—Continued

Trigger ID	Detectors Used	T_{90} (s)	T_{90} start (s)	T_{50} (s)	T_{50} start (s)
bn090531775	6+7+9	0.768 ± 0.231	0.000	0.384 ± 0.231	0.256
bn090602564	10+11	20.736 ± 7.209	-1.536	7.168 ± 1.086	1.024
bn090606471	2+10	8.064 ± 1.262	-1.280	5.568 ± 0.771	-0.384
bn090608052	1+2+5	21.504 ± 2.290	-16.384	6.144 ± 1.448	-4.096
bn090610648	1+3+4+5	6.144 ± 8.136	-4.096	1.280 ± 0.724	-0.512
bn090610723	9+10+11	144.896 ± 3.367	-2.560	100.096 ± 11.082	30.208
bn090610883	2+5	7.424 ± 1.639	-2.816	3.584 ± 0.724	-1.024
bn090612619	1+5	42.433 ± 2.888	-36.096	23.680 ± 2.052	-21.760
bn090616157	0+1+2+5	1.152 ± 1.168	-0.192	0.512 ± 0.231	0.000
bn090617208	0+1+3+5	0.192 ± 0.143	-0.064	0.064 ± 0.091	0.000
bn090618353	4	112.386 ± 1.086	7.936	23.808 ± 0.572	62.465
bn090620400	6+7+8+11	13.568 ± 0.724	0.512	3.840 ± 0.362	3.072
bn090620901	7+9+10+11	0.960 ± 0.272	-0.576	0.448 ± 0.231	-0.384
bn090621185	6+7+9	106.754 ± 14.373	-2.560	31.744 ± 2.429	8.448
bn090621417	6+7+9+10+11	27.008 ± 6.136	-3.840	17.344 ± 2.862	1.984
bn090621447	3+4+7+8	26.112 ± 5.655	-0.256	16.896 ± 0.923	1.536
bn090621922	2+5	0.384 ± 1.032	-0.128	0.128 ± 0.091	-0.064
bn090623107	7+8+9+11	47.105 ± 2.573	0.320	21.248 ± 1.379	3.904
bn090623913	0+1+6+9	7.168 ± 3.114	-0.256	3.328 ± 0.724	1.280
bn090625234	6+7+9	14.336 ± 0.923	-3.584	7.232 ± 0.572	-0.768
bn090625560	4+8	11.776 ± 2.673	-1.536	4.092 ± 0.721	0.004
bn090626189	0+1	48.897 ± 2.828	1.536	31.233 ± 0.362	4.096
bn090626707 ^e
bn090629543	3+6+7+8	20.480 ± 4.762	-9.472	9.728 ± 1.493	-1.792
bn090630311	1+2+9+10	2.880 ± 0.320	-0.640	0.960 ± 0.181	0.000
bn090701225	0+1+3	4.160 ± 0.692	-3.520	1.344 ± 1.159	-1.536
bn090703329	0+1+9	8.960 ± 1.864	-2.304	3.072 ± 0.923	-0.512
bn090704242	1+2	69.889 ± 5.724	0.512	32.257 ± 1.493	15.104
bn090704783	0+1+6+9	19.456 ± 2.064	-1.792	7.936 ± 1.379	1.280
bn090706283	6+9	119.810 ± 5.030	-35.841	59.137 ± 4.199	-12.800
bn090708152	0+1+2+3+5	21.248 ± 3.167	-3.840	7.680 ± 1.619	-1.280
bn090709630	0+1+2+3+5	22.272 ± 9.230	0.512	4.096 ± 0.810	1.792
bn090711850 ^f	6+7+9	51.969 ± 2.560	-0.768	23.552 ± 2.290	9.216
bn090712160	0+1+3	87.041 ± 7.799	-65.537	31.744 ± 7.799	-22.528
bn090713020	7+9+11	82.817 ± 2.318	1.344	27.392 ± 0.429	9.536
bn090717034	0+1+2+9+10	65.537 ± 1.557	2.304	43.009 ± 0.572	6.144
bn090717111	3+6+7+8	0.384 ± 0.181	-0.192	0.192 ± 0.143	-0.128

Table 7—Continued

Trigger ID	Detectors Used	T_{90} (s)	T_{90} start (s)	T_{50} (s)	T_{50} start (s)
bn090718720	3+6+7	76.481 ± 3.416	-0.768	31.681 ± 2.085	5.760
bn090718762	9+10+11	23.744 ± 0.802	3.392	8.448 ± 0.231	14.016
bn090719063	7+8	11.392 ± 0.466	0.896	3.904 ± 0.143	3.136
bn090720276	2+5	3.712 ± 0.724	-1.088	1.597 ± 0.407	0.003
bn090720710	0+1+3+5	10.752 ± 1.056	-0.256	6.144 ± 0.572	0.000
bn090725838	8+11	13.760 ± 1.229	-3.328	8.448 ± 0.859	-0.768
bn090726218 ^e	0+1+2	7.680 ± 0.724	-0.256	3.840 ± 0.572	1.536
bn090730608	1+2+9+10	9.088 ± 1.680	-1.664	3.648 ± 0.320	0.320
bn090802235	2+5	0.128 ± 0.091	-0.064	0.064 ± 0.091	0.000
bn090802666	8+11	27.520 ± 6.192	-0.768	11.968 ± 0.659	1.792
bn090804940	3+4+5	5.568 ± 0.362	0.640	2.560 ± 0.143	1.664
bn090805622	10+11	46.592 ± 2.318	-0.768	20.480 ± 1.448	3.328
bn090807832	6+7+8+9+11	17.920 ± 2.757	-1.280	8.192 ± 2.573	-0.256
bn090809978	3+4+5	11.008 ± 0.320	1.088	3.776 ± 0.091	2.752
bn090810659	2+5	123.458 ± 1.747	1.152	75.201 ± 2.073	38.337
bn090810781	3+4+5	62.977 ± 11.865	0.192	19.712 ± 1.895	4.992
bn090811696	0+1+9	14.848 ± 1.145	-0.256	12.800 ± 0.810	0.000
bn090813174	6+7+9	7.552 ± 0.362	0.384	5.888 ± 0.286	0.640
bn090814368	6+7+9+10+11	0.192 ± 0.143	-0.064	0.128 ± 0.091	0.000
bn090814950	9+10+11	108.610 ± 8.816	-0.256	52.673 ± 2.790	26.048
bn090815300	7+8	48.385 ± 1.086	-1.536	20.224 ± 1.280	2.560
bn090815438	7+8+11	56.321 ± 18.461	-36.865	15.360 ± 3.692	1.024
bn090815946	0+1+2+9	212.992 ± 1.950	-2.304	186.624 ± 2.111	7.936
bn090817036	3+4	52.417 ± 10.657	-13.440	13.312 ± 2.111	1.088
bn090819607	3+6+7+8	0.192 ± 0.202	-0.128	0.064 ± 0.091	-0.064
bn090820027	2+5	12.416 ± 0.181	31.169	4.480 ± 0.091	33.153
bn090820509	6+7+9	15.296 ± 4.610	-0.128	10.301 ± 0.602	0.003
bn090823133	6+7+8+11	63.361 ± 4.545	-53.249	42.177 ± 1.619	-38.913
bn090824918	2	59.905 ± 10.014	-4.608	34.817 ± 1.843	0.512
bn090826068	0+1+3+5	8.704 ± 2.862	-1.024	7.424 ± 0.923	-0.256
bn090828099	4+5	68.417 ± 3.167	-1.024	10.752 ± 0.320	45.825
bn090829672	0+6+7+9+10+11	67.585 ± 2.896	10.240	12.288 ± 1.448	39.937
bn090829702	0+6+7+9+10+11	101.633 ± 2.290	1.792	31.232 ± 2.573	6.400
bn090831317	4+5	39.424 ± 0.572	0.000	22.272 ± 0.810	7.680
bn090902401	7+8	3.200 ± 1.797	-2.304	0.896 ± 0.286	-0.256
bn090902462	0+1+9	19.328 ± 0.286	2.816	9.024 ± 0.181	8.896
bn090904058	2+9+10	56.065 ± 1.846	-3.072	34.305 ± 1.002	7.936

Table 7—Continued

Trigger ID	Detectors Used	T_{90} (s)	T_{90} start (s)	T_{50} (s)	T_{50} start (s)
bn090904581	1+2+9+10	38.401 ± 3.093	-2.560	20.992 ± 1.379	3.584
bn090907017	4	39.489 ± 4.443	-12.800	13.248 ± 2.233	1.088
bn090907808	3+6+7+8+9	0.832 ± 0.320	-0.256	0.448 ± 0.143	0.000
bn090908314	9+10+11	67.329 ± 4.700	-59.137	50.433 ± 1.864	-49.665
bn090908341	3+4+5	36.864 ± 0.923	-0.256	15.872 ± 1.305	4.608
bn090909487	8	14.336 ± 2.896	-4.096	7.168 ± 2.896	-1.024
bn090909854	0+1+6+9+10	1.152 ± 2.244	-0.768	0.384 ± 0.202	-0.064
bn090910812	4+8	53.441 ± 13.334	0.832	26.881 ± 0.923	7.232
bn090912660	3+4+5	147.651 ± 9.718	-0.768	88.257 ± 2.534	12.224
bn090915650	0+1+2	76.609 ± 1.559	-0.768	25.792 ± 1.785	2.304
bn090917661	0+3+4+6	26.624 ± 1.134	-0.192	15.360 ± 0.689	1.088
bn090920035	2+10	26.624 ± 1.056	-7.680	12.800 ± 0.810	-3.840
bn090922539	0+1+6+7+9	87.041 ± 0.810	0.512	4.864 ± 0.572	1.792
bn090922605	8+11	52.736 ± 1.810	0.000	20.224 ± 1.056	5.120
bn090924625 ^b	0+9+10	0.352 ± 0.101	-0.064	0.096 ± 0.072	-0.032
bn090925389	8+11	25.472 ± 3.525	0.064	11.456 ± 1.275	3.776
bn090926181	3+4+6+7+8	13.760 ± 0.286	2.176	6.528 ± 0.143	4.224
bn090926914	7+8+11	55.553 ± 7.638	1.088	17.984 ± 1.262	13.120
bn090927422	10	0.512 ± 0.231	-0.192	0.320 ± 0.202	-0.128
bn090928646	4+8	15.616 ± 2.611	-0.256	2.816 ± 0.923	1.024
bn090929190	8	6.174 ± 1.298	0.003	2.816 ± 0.572	0.800
bn091002685	6+7+9	2.752 ± 3.089	-1.344	0.640 ± 0.286	-0.320
bn091003191	7+9	20.224 ± 0.362	0.832	13.312 ± 0.724	5.696
bn091005679	6+7+8+11	6.976 ± 0.572	-4.672	3.136 ± 0.730	-1.984
bn091006360	1+2+5	0.192 ± 0.091	-0.192	0.064 ± 0.181	-0.128
bn091010113	3+4+6	5.952 ± 0.143	0.128	1.088 ± 0.580	1.984
bn091012783	10+11	0.704 ± 2.499	0.000	0.320 ± 0.091	0.256
bn091015129	5	3.840 ± 0.590	-2.304	1.472 ± 0.320	-1.536
bn091017861	3+4+5	2.624 ± 0.462	-0.832	0.960 ± 0.231	-0.384
bn091017985	0+1+3+7+9	44.800 ± 3.367	-1.792	16.640 ± 2.360	2.048
bn091018957	11	0.192 ± 0.286	-0.064	0.064 ± 0.091	-0.064
bn091019750 ^g	0+1+2	0.208 ± 0.172	-0.112	0.016 ± 0.036	-0.032
bn091020900	2+5	24.256 ± 7.973	-3.584	6.912 ± 0.668	1.664
bn091020977	0+1+3+4+5	37.505 ± 0.905	0.992	21.696 ± 0.373	2.848
bn091023021	2+4+5	6.528 ± 1.857	-0.448	1.792 ± 0.345	-0.192
bn091024372 ^h	7+8+11	93.954 ± 5.221	-3.072	39.937 ± 1.056	4.352
bn091024380 ^h	6+7+9	450.569 ± 2.360	2.048	100.610 ± 0.923	222.724

Table 7—Continued

Trigger ID	Detectors Used	T_{90} (s)	T_{90} start (s)	T_{50} (s)	T_{50} start (s)
bn091026485	1+2	3.328 ± 0.779	-0.896	1.536 ± 0.286	-0.384
bn091026550	4	8.960 ± 1.379	-5.120	3.840 ± 0.810	-4.096
bn091030613	3+4+6+7	19.200 ± 0.871	0.576	9.472 ± 0.345	5.504
bn091030828	8+10+11	98.050 ± 4.128	0.832	24.832 ± 1.493	7.232
bn091031500	1+6+7+9	33.921 ± 0.462	1.408	8.192 ± 0.231	7.040
bn091101143	10+11	10.688 ± 0.842	0.192	5.056 ± 0.320	1.728
bn091102607	2+10	6.656 ± 3.435	-0.768	2.813 ± 1.618	0.003
bn091103912	3+4+5	13.568 ± 6.023	-2.048	4.288 ± 0.373	0.832
bn091106762	10	14.592 ± 16.147	-1.280	11.008 ± 0.923	1.280
bn091107635	0+3+4+6+7	11.008 ± 10.546	-2.816	2.048 ± 0.572	-0.512
bn091109895	0+1+3	30.976 ± 4.580	-5.376	20.224 ± 2.064	0.768
bn091112737	3+4+5	24.576 ± 0.923	-0.768	7.680 ± 0.362	3.840
bn091112928	1+3+4+5	21.184 ± 0.977	-0.768	9.664 ± 0.659	3.648
bn091115177	0+1+3+5	37.376 ± 2.360	-1.536	18.432 ± 1.639	8.192
bn091117080	2+5	113.664 ± 2.360	-4.352	96.000 ± 1.145	4.352
bn091120191	0+1+3+5	50.177 ± 2.111	1.024	20.992 ± 2.290	9.216
bn091122163	7+9+11	1.984 ± 1.925	-1.472	0.448 ± 1.368	-0.256
bn091123081	8+11	15.552 ± 1.866	-9.984	5.376 ± 0.604	-1.344
bn091123298 ^c	2+5	604.491 ± 11.676	4.096	365.574 ± 8.749	63.489
bn091126333	7+8+11	0.192 ± 0.091	-0.064	0.128 ± 0.091	-0.064
bn091126389 ⁱ
bn091127976	6+7+9	8.701 ± 0.571	0.003	5.120 ± 0.362	0.512
bn091128285	9+10	87.810 ± 13.662	-23.297	22.528 ± 3.238	5.120
bn091201089	6+7+8+9+11	12.992 ± 2.010	-7.744	5.952 ± 0.951	-4.288
bn091202072	0+1+3+5	27.648 ± 3.566	-5.120	10.240 ± 0.923	-0.768
bn091202219	9+10+11	111.106 ± 3.692	-38.913	40.449 ± 2.560	6.144
bn091207333	0+1+9+10	27.073 ± 0.916	0.256	8.000 ± 0.607	2.432
bn091208410	0+9+10	12.480 ± 5.018	-0.128	7.168 ± 0.630	1.856
bn091209001	4	42.945 ± 8.035	-5.888	11.392 ± 0.771	2.304
bn091215234	3+4+5	4.352 ± 0.362	-2.048	2.304 ± 0.362	-1.536
bn091219462	0+1+9	8.128 ± 1.866	-0.192	2.048 ± 0.643	0.192
bn091220442	0+1+9+10	18.368 ± 0.590	0.384	5.696 ± 0.345	2.048
bn091221870 ^j	6+7+9+10+11	23.040 ± 5.177	6.144	9.216 ± 1.056	14.592
bn091223191	3+6+7+8	0.576 ± 0.181	-0.256	0.192 ± 0.143	-0.192
bn091223511	1+2+9+10	49.725 ± 1.379	0.004	19.840 ± 0.462	7.360
bn091224373	1+2	0.768 ± 0.231	-0.192	0.384 ± 0.143	-0.128
bn091227294	1+2+5	21.888 ± 0.889	-1.280	7.232 ± 0.792	2.048

Table 7—Continued

Trigger ID	Detectors Used	T_{90} (s)	T_{90} start (s)	T_{50} (s)	T_{50} start (s)
bn091230260	6+7+8+9+11	62.976 ± 3.874	-3.840	36.096 ± 1.493	0.000
bn091230712	8+11	35.137 ± 3.974	-0.512	7.424 ± 0.945	1.920
bn091231206	0+3+4+6+7	42.561 ± 3.664	2.624	17.984 ± 1.002	7.232
bn091231540	3+4+5	15.616 ± 2.757	-7.680	4.352 ± 0.724	-0.768
bn100101028	3	2.816 ± 0.320	-0.256	1.344 ± 0.091	-0.128
bn100101988	0+6+9+10	1.984 ± 2.049	-1.024	0.832 ± 0.143	-0.512
bn100107074 ^g	0	0.576 ± 0.465	-0.048	0.032 ± 0.179	-0.048
bn100111176	3+6+7	19.520 ± 5.367	-10.752	6.784 ± 0.810	-4.096
bn100112418	0+1+3+4+5	23.040 ± 0.572	-4.352	9.472 ± 0.923	-0.768
bn100116897	0+1+3	102.530 ± 1.485	0.576	5.504 ± 0.181	89.602
bn100117879	3+4+8	0.256 ± 0.834	-0.064	0.064 ± 0.181	0.000
bn100118100	1+2+5	9.216 ± 6.720	-2.304	2.560 ± 0.923	-0.768
bn100122616	6+7+9	22.528 ± 2.769	5.120	2.304 ± 0.572	20.736
bn100126460	1+2+5	10.624 ± 12.673	-1.280	9.088 ± 1.243	-0.512
bn100130729	0+3+4+6+7	99.074 ± 3.328	-6.400	13.568 ± 0.724	63.745
bn100130777	7+8+11	86.018 ± 6.988	-10.240	34.049 ± 1.493	5.632
bn100131730	6+7	3.520 ± 0.453	0.192	1.408 ± 0.202	0.576
bn100201588	0+6+7+9+10+11	122.114 ± 1.280	0.256	74.241 ± 1.864	17.152
bn100204024	6+7+9+10+11	136.195 ± 27.553	-95.234	21.504 ± 2.896	-7.168
bn100204566	2+5	32.513 ± 2.862	-30.209	20.480 ± 0.572	-22.529
bn100204858	10+11	1.920 ± 2.375	-0.640	0.256 ± 0.202	-0.192
bn100205490	10+11	14.848 ± 2.290	-1.024	3.584 ± 1.145	0.000
bn100206563 ^g	0+1+3	0.128 ± 0.091	-0.064	0.064 ± 0.143	0.000
bn100207665	4+5	15.360 ± 3.874	-2.816	8.192 ± 0.724	-0.768
bn100207721	0+1+3+5	17.728 ± 6.492	-9.216	8.768 ± 1.073	-3.072
bn100208386	0+1+9	0.192 ± 0.264	-0.064	0.128 ± 0.091	-0.064
bn100210101	0+1+2+9+10	29.184 ± 5.655	-10.240	5.632 ± 1.145	-1.024
bn100211440	10+11	21.376 ± 0.923	0.640	8.960 ± 0.373	7.360
bn100212550	6+7+9	3.773 ± 0.270	0.003	2.368 ± 0.231	0.768
bn100212588	0+3	2.496 ± 0.202	-0.448	0.768 ± 0.143	-0.256
bn100216422	6+9+11	0.192 ± 0.143	-0.064	0.128 ± 0.091	-0.064
bn100218194	0+1+9	29.185 ± 5.813	-3.584	13.696 ± 2.033	1.664
bn100219026	2+5	59.712 ± 4.955	-12.416	26.880 ± 1.336	1.152
bn100221368	3+4+5	23.552 ± 1.032	-3.328	8.960 ± 0.551	0.320
bn100223110	7+8+11	0.256 ± 0.091	-0.064	0.064 ± 0.091	0.064
bn100224112	3+4	67.329 ± 6.988	-3.584	7.936 ± 1.459	10.816
bn100225115	0+1+3+4+5	12.992 ± 1.925	-0.256	5.056 ± 0.320	3.136

Table 7—Continued

Trigger ID	Detectors Used	T_{90} (s)	T_{90} start (s)	T_{50} (s)	T_{50} start (s)
bn100225249	2+5	32.000 ± 20.419	-0.512	16.896 ± 7.701	2.560
bn100225580	0+1+3+4+5	6.400 ± 1.086	-0.512	2.304 ± 0.724	1.536
bn100225703	0+6+9+10+11	4.480 ± 1.431	-1.152	1.920 ± 0.572	0.000
bn100228544	9+10+11	67.072 ± 4.720	-3.072	33.280 ± 1.846	3.072
bn100228873	0+6+9+10+11	8.704 ± 2.318	-2.048	3.072 ± 0.810	-1.280
bn100301068	6+9	0.960 ± 1.002	-0.896	0.064 ± 0.091	-0.064
bn100301223	0+9+10	26.625 ± 1.431	-0.256	6.784 ± 0.932	2.944
bn100304004	8+11	181.507 ± 21.682	-2.560	97.538 ± 16.766	10.752
bn100304534	2	19.008 ± 2.782	-9.472	5.888 ± 1.132	-1.024
bn100306199	6+7+8+11	7.168 ± 2.064	-4.352	3.328 ± 0.572	-3.072
bn100307928	9+10+11	16.128 ± 2.187	-3.072	6.400 ± 1.379	-0.768
bn100311518	3+4+5	9.024 ± 1.042	-0.256	3.968 ± 0.572	2.240
bn100313288	0+9+10	12.864 ± 2.099	-2.816	3.904 ± 0.286	0.832
bn100313509	6+7+9+11	34.048 ± 2.996	-3.072	17.408 ± 1.280	2.560
bn100315361	0+1+3	35.584 ± 2.290	-4.608	16.896 ± 1.086	-0.256
bn100318611	9+10+11	18.432 ± 0.923	-1.792	7.168 ± 0.724	0.000
bn100322045	1+2+5	37.121 ± 0.231	1.152	26.368 ± 0.181	7.424
bn100323542	8+11	60.673 ± 3.620	-5.632	53.505 ± 1.950	-0.768
bn100324172	1+2+5	17.920 ± 2.064	0.576	3.840 ± 0.362	2.368
bn100325246	0+1+3	8.192 ± 1.086	-1.536	4.608 ± 0.572	-0.512
bn100325275	0+1+3	7.104 ± 1.619	-0.384	4.096 ± 0.724	0.576
bn100326294	9+10	5.632 ± 2.064	-5.376	3.584 ± 2.111	-3.584
bn100326402	3+4+5	171.011 ± 29.126	-72.705	36.865 ± 5.793	-5.120
bn100328141	6+7+9+11	0.384 ± 0.143	-0.064	0.192 ± 0.091	0.064
bn100330309	7+9+10+11	10.048 ± 0.318	0.064	4.096 ± 0.272	1.280
bn100330856	0+1+3+9	5.120 ± 0.453	-1.152	1.024 ± 0.466	-0.640
bn100401297	0+1+2+3+5	92.416 ± 4.291	-6.656	79.616 ± 0.724	-0.256
bn100406758	1+2+5	5.888 ± 2.919	-1.280	2.557 ± 1.377	0.003
bn100410356	4+8	9.728 ± 2.202	-5.888	3.328 ± 1.086	-3.328
bn100410740	1+2+5	22.016 ± 4.700	-1.024	14.080 ± 4.222	1.280
bn100411516	9+10+11	0.512 ± 0.231	-0.064	0.448 ± 0.143	-0.064
bn100413732	7+8+11	179.651 ± 2.817	-0.512	96.258 ± 2.445	34.688
bn100414097	6+7+9+11	26.497 ± 2.073	1.856	13.248 ± 0.272	8.192
bn100417166	6+7+9	0.192 ± 0.091	-0.064	0.128 ± 0.091	-0.064
bn100417789	2+10	52.545 ± 1.856	-2.560	15.552 ± 0.604	0.192
bn100420008	3+4+5	20.288 ± 0.405	0.192	8.704 ± 0.231	1.920
bn100421917	1+2	47.489 ± 10.849	-22.272	16.960 ± 1.494	1.216

Table 7—Continued

Trigger ID	Detectors Used	T_{90} (s)	T_{90} start (s)	T_{50} (s)	T_{50} start (s)
bn100423244	3+4+6+7	16.512 ± 2.226	1.600	6.976 ± 0.362	5.312
bn100424729	7+8+11	175.107 ± 1.493	-25.345	83.201 ± 1.717	15.872
bn100424876	0+1+5	169.987 ± 3.557	-2.048	20.480 ± 2.290	131.074
bn100427356	0+3+6+7	12.544 ± 7.389	-4.864	4.544 ± 0.630	0.640
bn100429999	6+7+9	25.024 ± 6.582	-12.800	6.656 ± 0.547	-0.512
bn100502356	3+4+7+8	95.810 ± 2.382	-2.816	53.633 ± 1.118	12.224
bn100503554	3+4+6+7+8	129.602 ± 10.230	6.592	35.009 ± 13.785	33.409
bn100504806	11	16.512 ± 1.810	1.216	8.320 ± 1.834	4.672
bn100506653	3+4+5	21.376 ± 1.891	-7.936	6.976 ± 0.800	0.192
bn100507577	9+10+11	44.033 ± 5.221	-1.024	14.336 ± 1.448	5.120
bn100510810	4	31.169 ± 4.017	-3.328	10.368 ± 0.975	0.640
bn100511035	3+6+7	42.433 ± 1.478	0.832	9.408 ± 0.091	17.856
bn100513879	4+6+7+8	11.136 ± 1.145	-0.768	3.456 ± 0.286	2.176
bn100515467	6+7+8+11	10.624 ± 1.431	-0.640	1.920 ± 0.231	0.704
bn100516369	6+7+8+11	2.112 ± 1.134	-1.920	1.024 ± 0.771	-1.024
bn100516396	6+7+8+11	0.640 ± 0.487	-0.576	0.128 ± 0.143	-0.192
bn100517072	0+1+2+9+10	55.808 ± 1.810	0.000	36.352 ± 0.572	1.280
bn100517132	3+6+7	19.840 ± 3.620	-0.512	9.856 ± 1.708	0.640
bn100517154	7+8+11	30.464 ± 0.810	-0.256	24.576 ± 0.572	0.256
bn100517243	1+2+3+5	29.632 ± 4.482	-13.568	10.816 ± 0.889	-6.656
bn100517639	3+4+7	5.440 ± 0.604	-0.768	2.816 ± 0.231	0.960
bn100519204	3+6+7+8	62.913 ± 3.929	0.640	24.960 ± 0.680	8.768
bn100522157	1+2+3+5	35.326 ± 0.715	0.003	11.712 ± 1.541	0.768
bn100525744	9+10	1.472 ± 1.974	-0.384	0.576 ± 0.462	-0.128
bn100527795	9+10+11	184.579 ± 3.238	-92.674	51.905 ± 2.010	12.864
bn100528075	6+7+9	22.464 ± 0.749	-0.256	7.040 ± 0.091	5.056
bn100530737	9+10+11	3.328 ± 0.810	-1.024	2.048 ± 0.572	-0.512
bn100604287	0+1+2+9+10	13.440 ± 0.871	-2.304	3.968 ± 0.231	1.920
bn100605774	6+7+9	8.192 ± 2.862	-1.024	3.072 ± 0.810	-0.256
bn100608382	3+6+7	30.208 ± 1.619	-7.680	14.848 ± 1.619	-2.304
bn100609783	3+4+5	230.404 ± 8.689	6.144	64.513 ± 22.737	32.769
bn100612545	2+5	0.576 ± 0.181	0.000	0.320 ± 0.143	0.064
bn100612726	3+4+7+8	8.576 ± 3.210	0.704	2.624 ± 0.286	2.432
bn100614498	6+7+9+10+11	172.291 ± 12.447	-149.763	72.193 ± 5.346	-74.497
bn100615083	6+7+8	37.377 ± 0.979	0.320	26.368 ± 0.689	2.944
bn100616773	10+11	0.192 ± 0.143	-0.192	0.128 ± 0.091	-0.192
bn100619015	2+5	96.002 ± 1.319	0.384	80.642 ± 0.231	7.744

Table 7—Continued

Trigger ID	Detectors Used	T_{90} (s)	T_{90} start (s)	T_{50} (s)	T_{50} start (s)
bn100620119	6+7	51.841 ± 8.518	0.192	11.520 ± 0.861	3.008
bn100621452	1+3+4+5	123.906 ± 5.515	-6.656	89.601 ± 3.238	1.536
bn100621529	0+1+2+9+10	1.024 ± 0.202	-0.448	0.384 ± 0.143	-0.192
bn100625773	4	0.192 ± 0.143	-0.064	0.064 ± 0.143	0.000
bn100625891	3+6+7+8	29.184 ± 1.086	-7.424	18.432 ± 0.923	0.512
bn100629801	10+11	0.832 ± 0.373	-0.128	0.320 ± 0.143	0.000
bn100701490	4+5	22.016 ± 5.568	0.096	4.992 ± 0.264	3.552
bn100704149	0+1+2	214.404 ± 5.917	-38.145	11.648 ± 1.231	1.344
bn100706693	8+9+10+11	0.128 ± 0.143	-0.128	0.064 ± 0.091	-0.064
bn100707032	7+8	81.793 ± 1.218	1.088	20.672 ± 0.345	3.712
bn100709602	4+5	100.098 ± 1.527	-2.560	61.505 ± 0.724	3.584
bn100713980	1+3+4+5	7.616 ± 0.529	-0.384	1.472 ± 0.407	-0.128
bn100714672	2	35.584 ± 5.126	-0.512	15.360 ± 1.379	4.352
bn100714686	2+10	5.632 ± 2.064	-3.328	1.280 ± 0.572	-0.256
bn100715477	6+7+8+9	14.848 ± 3.665	-1.024	5.632 ± 2.172	1.536
bn100717372	8+11	5.952 ± 1.507	-0.576	0.832 ± 0.286	3.264
bn100717446	6+7+8+11	2.432 ± 1.356	-0.128	0.768 ± 0.231	0.000
bn100718160	0+1+2+5	32.640 ± 1.864	-21.616	8.576 ± 1.379	-4.208
bn100718796	9+10+11	38.656 ± 8.002	-2.816	12.544 ± 1.280	1.024
bn100719311	0+1+2	1.600 ± 0.854	-1.536	0.512 ± 0.286	-0.640
bn100719825	9+10	3.072 ± 3.114	-2.304	1.280 ± 0.724	-1.024
bn100719989	3+4+5	21.824 ± 1.305	1.536	3.328 ± 0.580	2.624
bn100722096	0+1+3	7.165 ± 1.055	0.003	2.560 ± 0.362	0.768
bn100722291	4+8	1.280 ± 0.905	-1.216	0.384 ± 0.916	-0.384
bn100724029	0+1+2+3+5	114.690 ± 3.238	8.192	47.105 ± 2.290	26.624
bn100725475	6+7+9	146.434 ± 4.971	-2.048	124.930 ± 3.692	6.144
bn100727238	3+4+5	23.808 ± 2.769	-6.656	10.240 ± 1.950	-3.328
bn100728095	0+1+2+5	165.378 ± 2.896	13.312	61.953 ± 1.448	61.441
bn100728439	6+7+8+11	10.240 ± 1.846	-2.048	3.584 ± 0.572	0.256
bn100730463	9+10+11	63.873 ± 8.776	-1.536	33.409 ± 9.026	16.960
bn100802240	3+4+6+7+8	28.672 ± 3.167	-1.792	11.008 ± 1.619	0.512
bn100804104	3+4+6+7+8	6.592 ± 0.771	0.128	3.456 ± 0.286	1.280
bn100805300 ^b	7+8+10	0.064 ± 0.072	-0.096	0.064 ± 0.045	-0.096
bn100805845	0+1+5	58.430 ± 6.426	0.003	30.721 ± 2.111	2.368
bn100810049	3+4+5	2.560 ± 1.741	-1.856	1.152 ± 0.659	-1.280
bn100811108	6+7+8+9+10+11	0.384 ± 0.091	-0.064	0.256 ± 0.091	0.000
bn100811781	0+1+3	78.080 ± 3.840	-52.992	48.384 ± 1.619	-40.448

Table 7—Continued

Trigger ID	Detectors Used	T_{90} (s)	T_{90} start (s)	T_{50} (s)	T_{50} start (s)
bn100814160	7+8+11	150.530 ± 1.619	0.576	72.193 ± 1.619	5.696
bn100814351	1+2+5	7.424 ± 0.923	-0.768	3.072 ± 0.724	0.768
bn100816009	4+8	62.401 ± 5.278	-21.760	22.720 ± 0.923	-2.560
bn100816026	7+8+11	2.045 ± 0.229	0.003	0.896 ± 0.143	0.512
bn100819498	9+10+11	12.544 ± 1.810	-4.864	5.376 ± 0.680	-1.280
bn100820373	0+1+2+9+10	8.960 ± 2.187	-0.768	1.792 ± 0.572	0.000
bn100825287	2+10	3.328 ± 1.846	-1.280	1.536 ± 0.362	-0.512
bn100826957	6+7+8+11	84.993 ± 0.724	8.704	47.105 ± 0.572	19.456
bn100827455	3+6+7+8	0.576 ± 0.389	-0.128	0.128 ± 0.389	0.320
bn100829374	1+2+5	94.977 ± 2.767	0.256	11.520 ± 1.086	56.065
bn100829876	2+10	8.704 ± 0.389	0.096	1.344 ± 0.143	0.672
bn100831651	4+5	40.193 ± 11.986	-23.296	18.944 ± 2.636	-11.264
bn100902990	6+7+8	22.272 ± 3.338	-4.096	8.704 ± 1.305	-0.512
bn100905907	3+4	11.520 ± 1.145	-4.608	3.584 ± 0.572	-0.256
bn100906576	7+8+11	110.594 ± 2.828	0.768	18.944 ± 1.305	5.120
bn100907751	1+2+5	5.376 ± 2.187	-1.536	1.536 ± 0.923	-0.512
bn100910818	0+1+2+3+5	13.824 ± 0.724	1.344	6.656 ± 0.572	5.184
bn100911816	0+1+3+4+5	5.632 ± 1.999	-0.768	2.304 ± 0.724	-0.256
bn100915243	2+5	7.936 ± 3.367	-7.424	2.304 ± 1.619	-2.816
bn100916779	2+4+5	12.800 ± 2.111	-0.256	10.240 ± 0.810	-0.256
bn100918863	8+11	86.017 ± 8.689	18.432	49.153 ± 8.689	36.865
bn100919884	0+1+2+3+5	49.601 ± 2.975	-38.401	16.128 ± 2.073	-8.448
bn100922625	9+10+11	4.352 ± 0.923	-1.024	3.072 ± 0.724	-0.768
bn100923844	0+1	51.713 ± 5.838	-0.768	9.984 ± 0.923	21.248
bn100924165 ^e	6+7+9+10+11	9.024 ± 0.362	-0.640	3.776 ± 0.231	0.512
bn100926595	4+8	32.256 ± 0.572	-24.064	13.568 ± 0.572	-11.776
bn100926694	6+7+8+9+11	37.888 ± 2.611	-3.072	28.416 ± 3.415	-0.512
bn100929235	0+1+2+3+5	8.192 ± 2.360	-2.304	3.072 ± 0.923	-1.280
bn100929315	4+5	4.608 ± 1.305	-0.512	1.536 ± 0.724	-0.512
bn100929916	2+5	0.320 ± 0.143	-0.128	0.256 ± 0.143	-0.064
bn101002279	9+10+11	7.168 ± 2.290	-4.352	5.632 ± 1.086	-3.840
bn101003244	3+4+5	9.984 ± 1.448	-1.792	3.840 ± 0.572	0.000
bn101004426	1+2	161.027 ± 7.836	-141.058	93.698 ± 2.673	-94.466
bn101008697	6+7+8+11	8.960 ± 1.846	-2.560	3.072 ± 1.557	-1.024
bn101010190	9+10+11	65.025 ± 6.165	-11.008	49.665 ± 1.086	-1.280
bn101011707	6+8+10+11	36.352 ± 2.318	-1.024	22.528 ± 1.717	1.792
bn101013412	0+1+2+9	15.360 ± 0.572	0.576	7.680 ± 0.272	2.304

Table 7—Continued

Trigger ID	Detectors Used	T_{90} (s)	T_{90} start (s)	T_{50} (s)	T_{50} start (s)
bn101014175	6+7+8+11	449.415 ± 1.410	1.408	200.131 ± 1.002	13.632
bn101015558	6+7+8+11	500.552 ± 7.408	-2.048	197.059 ± 0.996	61.761
bn101016243	3+4+6+7+8	3.840 ± 0.362	-1.536	1.280 ± 0.362	-0.256
bn101017619	6+7+8+9	47.872 ± 1.950	-1.024	20.224 ± 2.360	2.560
bn101021009	11	120.770 ± 12.237	-51.457	40.065 ± 0.861	4.032
bn101021063	7+8+9+11	1.536 ± 2.360	-0.512	0.768 ± 0.362	-0.512
bn101023951	2+5	76.801 ± 8.256	9.216	9.216 ± 1.448	61.441
bn101024486	4+5	20.224 ± 2.828	-3.840	13.824 ± 4.128	-1.024
bn101025146	0+1+2+5	14.336 ± 1.846	-1.792	6.400 ± 0.923	-1.280
bn101026034	2+5	0.256 ± 0.091	-0.128	0.192 ± 0.143	-0.128
bn101027230	3+6+7	1.344 ± 1.802	-1.280	0.128 ± 0.091	-0.064
bn101030664	1+2+5	95.746 ± 4.375	-69.633	65.537 ± 0.923	-57.601
bn101031625	2+4+5	0.384 ± 0.462	-0.064	0.192 ± 0.143	-0.064
bn101101744	7+8+11	3.328 ± 2.862	-2.304	1.024 ± 0.572	-0.768
bn101101899	3+4+5	31.232 ± 1.619	-4.608	13.824 ± 1.145	0.512
bn101102840	6+7+9+11	43.520 ± 6.676	-1.792	19.200 ± 3.367	2.048
bn101104810	0+2+4+5	1.280 ± 0.572	-0.512	0.768 ± 0.572	0.000
bn101107011	0+3	375.814 ± 8.444	2.304	332.805 ± 3.692	10.496
bn101112924	2+5	9.472 ± 2.996	-5.888	1.792 ± 0.572	-0.256
bn101112984	6+7	82.944 ± 1.717	-9.472	55.808 ± 1.086	1.792
bn101113483	6+7+9+10+11	12.288 ± 0.572	-0.256	6.912 ± 0.572	1.536
bn101116481	2+3	0.576 ± 0.820	-0.128	0.384 ± 0.373	-0.128
bn101117496	7+8+11	50.177 ± 1.639	-2.048	24.064 ± 1.086	11.776
bn101119685	1+2+10	0.640 ± 0.607	-0.320	0.192 ± 0.231	-0.192
bn101123952	9+10	103.938 ± 0.724	41.473	30.465 ± 1.557	46.849
bn101126198	6+7+8+11	43.837 ± 1.747	0.004	9.216 ± 0.320	9.792
bn101127093	3+4+5	29.440 ± 4.471	-3.328	22.016 ± 1.145	-2.048
bn101127102	6+7+9	60.672 ± 7.322	-5.120	20.224 ± 0.724	3.584
bn101128322	6+7+9	8.192 ± 1.493	-2.816	2.816 ± 0.572	-1.280
bn101129652	2+6+9	0.384 ± 0.143	-0.064	0.192 ± 0.181	0.064
bn101129726	0+1+2+3	0.576 ± 0.143	-0.064	0.256 ± 0.091	0.000
bn101130074	4+5	4.864 ± 2.769	-2.304	2.304 ± 2.415	-1.536
bn101201418	1+2+9+10	112.639 ± 7.455	0.003	35.841 ± 2.896	15.360
bn101202154	10+11	18.432 ± 3.665	0.000	9.984 ± 1.846	2.816
bn101204343	0+3+4+5+6	0.128 ± 0.091	-0.064	0.128 ± 0.091	-0.064
bn101205309	1+2+5	7.936 ± 5.938	-3.840	3.072 ± 1.619	-2.816
bn101206036	0+1+2+9+10	34.813 ± 5.837	0.003	11.200 ± 1.652	4.544

Table 7—Continued

Trigger ID	Detectors Used	T_{90} (s)	T_{90} start (s)	T_{50} (s)	T_{50} start (s)
bn101207536	3+4+5	61.441 ± 3.727	5.632	34.817 ± 0.572	11.520
bn101208203	3+5	0.192 ± 1.478	-0.192	0.192 ± 0.143	-0.192
bn101208498	1+2+5	2.048 ± 0.951	-0.640	0.384 ± 0.181	0.256
bn101211485	7+8+11	13.568 ± 7.030	-2.816	4.352 ± 0.724	-1.024
bn101213451	2+5	45.057 ± 1.950	0.256	17.408 ± 1.280	6.144
bn101213849	0+1+3+5	6.656 ± 1.145	-1.792	2.048 ± 0.572	-0.256
bn101214748	2+10	2.240 ± 2.084	-1.408	0.128 ± 0.202	-0.064
bn101214993	3+4+6+7+8	11.520 ± 3.665	-0.768	5.373 ± 2.360	0.003
bn101216721	1+2+5	1.917 ± 0.551	0.003	0.512 ± 0.143	0.320
bn101219686	3+4+6+7+8	51.009 ± 1.775	-4.352	21.824 ± 2.199	2.624
bn101220576	0	72.449 ± 4.048	2.304	22.528 ± 0.923	16.128
bn101220864	3+4+6+7+8	31.745 ± 2.187	-1.024	17.408 ± 2.896	7.168
bn101223834	2+3+4	56.065 ± 5.497	-41.217	13.824 ± 1.280	-5.632
bn101224227	3+4+5	1.728 ± 1.680	-0.064	0.192 ± 0.286	0.000
bn101224578	0+1+2+3+5	44.737 ± 0.889	-0.128	32.257 ± 0.810	3.136
bn101224614	1+2+5	25.601 ± 3.416	-2.560	8.448 ± 1.280	2.048
bn101224998	3+4+5	18.688 ± 8.719	-9.728	7.424 ± 0.362	-1.280
bn101225377	7+8+11	81.217 ± 35.377	20.544	12.352 ± 0.453	81.794
bn101227195	4+8	95.488 ± 1.639	-0.768	86.784 ± 3.665	2.048
bn101227406	0+3+6+9	153.347 ± 2.573	0.768	39.681 ± 0.923	3.840
bn101227536	6+7+8+11	28.865 ± 3.088	-0.128	10.496 ± 0.362	0.832
bn101231067	2+9+10	23.614 ± 0.572	0.003	16.640 ± 0.724	3.904
bn110101202	1+3+4+5	3.584 ± 1.493	-2.304	1.024 ± 1.086	-0.768
bn110101506	6+7	235.523 ± 8.256	-103.425	158.722 ± 8.749	-64.513
bn110102788	0+1+9	253.956 ± 2.049	-119.426	73.921 ± 0.429	7.488
bn110105877	9+10+11	123.394 ± 6.476	-7.680	72.705 ± 3.238	8.192
bn110106893	10+11	35.521 ± 3.612	-16.896	11.648 ± 0.604	-1.024
bn110107886	0+1+2+3	183.555 ± 24.406	-61.185	81.665 ± 11.801	-32.257
bn110108977	1+2	51.456 ± 6.955	-1.024	25.856 ± 1.950	4.608
bn110112934	1+9+10	2.304 ± 2.538	-0.960	0.320 ± 0.326	-0.064
bn110117364	8+10	72.448 ± 9.051	-1.792	41.472 ± 4.404	4.864
bn110117626	6+7+9+10+11	43.264 ± 1.639	-2.048	24.576 ± 0.362	0.768
bn110118857	0+1+2+9	34.561 ± 2.360	-6.144	4.096 ± 0.810	0.256
bn110119931	3+4+5	205.828 ± 1.864	-0.768	44.033 ± 0.923	15.616
bn110120666	6+7+9	28.417 ± 9.793	0.256	9.792 ± 1.159	1.792
bn110123804	0+1+3+4+5	17.856 ± 0.810	0.704	8.064 ± 0.181	5.056
bn110124784	3+6+7	5.376 ± 2.202	-3.328	1.792 ± 0.923	-1.280

Table 7—Continued

Trigger ID	Detectors Used	T_{90} (s)	T_{90} start (s)	T_{50} (s)	T_{50} start (s)
bn110125894	0+1+3	4.800 ± 0.923	-0.768	1.856 ± 0.640	-0.256
bn110128073	6+7+9	12.160 ± 4.971	-5.824	4.608 ± 2.470	-2.560
bn110130230	6+7+8+11	47.360 ± 2.187	-0.256	32.000 ± 1.280	4.864
bn110131780	0+1+9	0.384 ± 1.478	-0.192	0.192 ± 0.264	-0.128
bn110201399	4	8.192 ± 0.870	-1.792	3.968 ± 1.421	-0.512
bn110204179	3+4	28.673 ± 6.720	-3.840	5.888 ± 1.280	1.536
bn110205027	4+8	6.400 ± 3.238	-2.816	2.304 ± 3.114	-1.024
bn110205588	5	158.720 ± 2.290	-7.168	138.240 ± 2.896	5.120
bn110206202	2+5	12.288 ± 1.639	-6.400	4.864 ± 0.810	-5.120
bn110207470	3+4+5	37.888 ± 2.290	-1.024	20.480 ± 1.448	11.264
bn110207959	4+8	7.680 ± 4.944	-0.768	3.328 ± 2.611	-0.512
bn110209165	2+5	5.632 ± 0.916	-3.776	2.432 ± 0.640	-3.328
bn110212550 ^g	6+7+8+11	0.064 ± 0.036	-0.048	0.032 ± 0.023	-0.032
bn110213220	3+4	34.305 ± 1.639	-0.768	6.400 ± 0.572	14.592
bn110213876	0+1+2+3+4+5	0.320 ± 0.810	-0.128	0.256 ± 0.231	-0.128
bn110217591	0+1+2+9+10	60.672 ± 11.611	-3.328	30.464 ± 4.720	1.536
bn110220761	6+7+9+10+11	33.024 ± 8.738	-1.792	17.408 ± 2.111	-0.256
bn110221244	0+6+9	13.056 ± 1.846	-1.536	4.096 ± 0.572	1.536
bn110226989	9+10+11	14.080 ± 0.923	-2.304	6.400 ± 0.724	0.256
bn110227009	6+7+8+10	1.728 ± 0.653	-0.192	0.768 ± 0.264	-0.128
bn110227229	0+1+6	18.432 ± 2.187	-1.024	8.192 ± 2.290	1.024
bn110227420	9+10+11	25.600 ± 6.869	-11.264	6.141 ± 1.446	0.003
bn110228011	2+5	44.481 ± 2.834	-30.721	7.680 ± 0.792	-1.280
bn110228792	3+4+6+7+8	17.152 ± 2.360	-3.840	9.472 ± 1.448	-0.512
bn110301214	7+8+11	5.693 ± 0.362	0.003	2.304 ± 0.362	1.600
bn110302043	6+7+8	38.336 ± 2.509	-11.200	11.392 ± 1.105	-1.216
bn110304071	2+5	19.520 ± 1.498	-0.256	14.848 ± 0.854	0.832
bn110307972	6+7+9+10+11	2.304 ± 3.444	-1.792	0.768 ± 0.572	-0.512
bn110311812	9+10+11	6.400 ± 1.639	-1.792	2.816 ± 0.362	-0.256
bn110316139	0+3+4+6+7	2.944 ± 2.199	-3.008	1.280 ± 1.802	-1.344
bn110318552	0+1+2+5	14.464 ± 1.094	-2.560	4.096 ± 0.231	3.840
bn110319628	9+10	15.336 ± 1.446	-2.300	7.924 ± 0.922	1.278
bn110319815	2+4+5	31.232 ± 5.049	-2.560	15.360 ± 3.367	0.256
bn110321346 ^k	0+1+2+5	30.720 ± 10.764	-4.096	11.264 ± 2.187	-1.280
bn110322558	0+1+3+6+7	36.097 ± 1.846	-4.096	23.296 ± 0.923	2.560
bn110328520	6+7+9	141.315 ± 29.767	1.024	33.793 ± 3.238	6.144
bn110331604	1+2+5	3.200 ± 0.951	-0.064	1.152 ± 0.634	0.320

Table 7—Continued

Trigger ID	Detectors Used	T_{90} (s)	T_{90} start (s)	T_{50} (s)	T_{50} start (s)
bn110401920	2+9+10	2.368 ± 1.270	-0.640	0.640 ± 0.143	-0.064
bn110402009	2+10	35.649 ± 1.461	1.152	21.952 ± 1.223	3.072
bn110407998	3+4+6+7+8	9.024 ± 0.091	0.832	3.840 ± 0.143	2.752
bn110409179	6+7+8+9+10+11	0.128 ± 0.143	-0.128	0.128 ± 0.091	-0.128
bn110410133	0+1+3+4+5	61.952 ± 1.379	-11.008	32.256 ± 0.572	1.024
bn110410772	0+1+3	8.064 ± 1.368	-4.736	3.840 ± 0.453	-3.136
bn110411629	7+8	23.552 ± 1.950	-3.840	12.800 ± 0.810	-0.768
bn110412315	6+7+9+11	20.733 ± 4.636	0.003	6.912 ± 0.724	2.560
bn110413938	3+4+5	54.272 ± 2.172	-2.816	20.736 ± 2.996	12.800
bn110415541	8+11	166.146 ± 0.810	0.256	154.370 ± 6.197	5.120
bn110420946	2+5	0.128 ± 0.516	-0.064	0.064 ± 0.143	-0.064
bn110421757	3+4+6+7+8	40.449 ± 0.923	-2.560	12.032 ± 0.572	5.120
bn110422029	6+7+8+11	0.320 ± 0.453	-0.128	0.256 ± 0.181	-0.128
bn110424758 ^b	0+1+2+5	0.672 ± 1.120	-0.064	0.128 ± 0.385	-0.064
bn110426629	8+9+10+11	356.357 ± 4.345	14.592	105.729 ± 3.167	157.442
bn110428338	3+4+7+8	101.634 ± 2.919	-53.761	59.137 ± 1.280	-30.977
bn110428388	0+3+4+6+7	5.632 ± 0.181	2.688	3.328 ± 0.091	3.904
bn110430375	6+7+9	32.513 ± 1.717	1.024	13.824 ± 0.724	8.704
bn110503145	1+3+4+5	7.936 ± 1.145	-0.256	3.584 ± 0.572	1.280
bn110505203	0+1+6+9	4.096 ± 0.545	-0.384	1.600 ± 0.231	0.320
bn110509142	9+10	68.864 ± 2.757	-11.008	20.992 ± 4.104	-1.536
bn110509475	0+1+2+3+5	0.640 ± 0.779	-0.320	0.384 ± 0.143	-0.064
bn110511616	6+7+9	5.888 ± 1.639	-2.560	2.560 ± 1.086	-1.792
bn110517453	0+1+3+9	0.576 ± 1.810	-0.064	0.128 ± 0.405	0.000
bn110517573	6+7+8+11	23.040 ± 0.362	-0.256	16.384 ± 0.572	2.048
bn110517902 ¹
bn110520302	9+10	12.288 ± 11.337	-10.496	5.376 ± 0.923	-5.888
bn110521478	2	6.141 ± 0.809	0.003	1.792 ± 0.572	0.512
bn110522256	9+10	28.160 ± 2.673	-8.704	10.752 ± 1.056	0.256
bn110522296	0+1+3	27.136 ± 1.950	-5.120	6.656 ± 0.724	-0.512
bn110522633	3+4+6+7+8	58.112 ± 2.828	-0.256	20.736 ± 0.572	0.256
bn110523344	9+10+11	44.544 ± 2.611	-1.280	18.176 ± 5.655	0.512
bn110526715	3+4	0.448 ± 0.528	-0.128	0.320 ± 0.143	-0.064
bn110528624	3+4+5	69.633 ± 5.526	-1.024	37.120 ± 1.846	8.448
bn110529034	6+7+9+10	0.512 ± 0.091	-0.128	0.256 ± 0.091	-0.064
bn110529262	4+7+8	45.825 ± 1.810	0.256	18.432 ± 0.572	2.816
bn110529811	0+1+2+3+5	34.817 ± 4.636	-2.560	14.080 ± 0.923	1.536

Table 7—Continued

Trigger ID	Detectors Used	T_{90} (s)	T_{90} start (s)	T_{50} (s)	T_{50} start (s)
bn110531448	6+7+9+11	38.656 ± 2.360	-4.864	14.592 ± 1.145	-0.768
bn110601681	0+1+2+9+10	52.206 ± 13.350	0.003	21.504 ± 2.290	4.080
bn110605183	1+2+5	82.689 ± 3.083	1.536	24.064 ± 0.572	4.864
bn110605780	9+10+11	1.536 ± 1.056	-0.256	0.768 ± 0.572	0.000
bn110609185	9+10+11	9.984 ± 4.471	-3.328	2.816 ± 1.280	-1.280
bn110609425	0+1+2+9	33.024 ± 2.896	-6.656	15.360 ± 1.280	0.512
bn110610640	0+1+2+9+10	43.521 ± 2.862	-5.632	30.720 ± 1.056	4.096
bn110613631	1+2+9+10	40.193 ± 3.874	-0.256	20.480 ± 1.145	6.144
bn110616648	8+11	12.544 ± 2.611	-4.608	4.864 ± 1.493	-1.280
bn110618366	2+10	163.843 ± 11.406	-3.072	51.201 ± 2.290	16.384
bn110618760	0+1+2	89.601 ± 4.291	-0.512	22.528 ± 0.923	7.680
bn110622158	3+4+5	70.401 ± 0.773	6.080	22.976 ± 0.286	18.688
bn110624906	3+4+5	3.520 ± 4.948	-1.280	1.664 ± 0.590	-0.896
bn110625579	9+10+11	35.584 ± 1.846	-0.512	9.984 ± 0.724	3.840
bn110625881	7+8+11	26.881 ± 0.572	3.840	14.080 ± 0.362	11.264
bn110626448	1+2+5	6.400 ± 1.145	-0.768	2.048 ± 0.724	0.256
bn110629174	0+1+2+5	61.694 ± 18.690	0.003	36.609 ± 1.056	1.024
bn110702187	8+11	34.369 ± 5.736	-10.752	16.384 ± 0.640	-0.512
bn110703557	3+6+7+8	6.720 ± 1.619	-4.224	1.344 ± 0.232	-0.384
bn110705151 ^g	3+4+5	0.192 ± 0.036	-0.016	0.128 ± 0.023	0.016
bn110705364	0+1+2+3+4+5	19.200 ± 0.923	0.256	10.752 ± 0.572	4.608
bn110706202	0+1+2+3+4+5	12.032 ± 4.382	-1.536	5.888 ± 2.828	1.024
bn110706477	6+7+9	73.217 ± 14.612	-2.560	16.640 ± 0.923	3.840
bn110706728	6+7+9	16.896 ± 6.339	0.128	10.752 ± 0.286	1.600
bn110706977	6+7+8	33.216 ± 4.007	-14.720	6.912 ± 0.362	0.320
bn110709463	0+1	24.061 ± 0.722	0.003	15.360 ± 0.362	2.560
bn110709642	9+10	43.201 ± 0.405	1.088	19.648 ± 0.231	6.464
bn110709862	1+2+10	5.376 ± 1.493	-1.792	2.304 ± 0.572	-0.768
bn110710954	0+1	22.720 ± 1.604	-4.864	9.856 ± 0.202	1.216
bn110716018	7+8	7.168 ± 1.747	-3.072	1.024 ± 0.320	-0.512
bn110717180 ^g	8+11	0.112 ± 0.072	-0.016	0.032 ± 0.023	0.000
bn110717319	7+8+11	90.369 ± 0.810	5.376	25.344 ± 0.572	12.032
bn110720177	0+1+3+4+5	11.200 ± 0.602	-0.128	4.352 ± 0.362	1.344
bn110721200	6+7+9+11	21.822 ± 0.572	0.003	5.376 ± 0.572	1.344
bn110722694	3+4+5	73.473 ± 11.404	-0.512	22.336 ± 1.484	12.992
bn110722710	1+2+10	14.336 ± 2.721	-4.608	4.348 ± 0.920	0.004
bn110725236	6+7+8+11	20.224 ± 1.056	-1.024	17.408 ± 0.724	-0.256

Table 7—Continued

Trigger ID	Detectors Used	T_{90} (s)	T_{90} start (s)	T_{50} (s)	T_{50} start (s)
bn110726211	7+8+11	29.952 ± 10.608	-3.840	13.312 ± 0.923	2.304
bn110728056	0+1+9	0.704 ± 0.231	-0.128	0.576 ± 0.320	-0.064
bn110729142	6+7+8	408.582 ± 2.290	2.080	354.310 ± 2.290	22.560
bn110730008	0+3+4	28.416 ± 2.919	-7.936	11.520 ± 2.429	-3.328
bn110730660	9+11	33.856 ± 1.811	-8.704	14.656 ± 0.572	0.512
bn110731465	0+1+3+6+9	7.485 ± 0.572	0.003	4.352 ± 0.362	1.344
bn110801335	8+11	0.384 ± 0.326	-0.128	0.192 ± 0.181	-0.064
bn110803783	6+7+9+11	186.883 ± 2.986	-156.675	153.091 ± 3.727	-142.338
bn110806934	0+1+2+3+5	28.416 ± 0.923	0.256	13.824 ± 0.362	6.144
bn110809461	0+3	12.544 ± 4.615	-4.352	2.816 ± 0.724	0.768
bn110812899	0+1+3	11.264 ± 3.727	-2.304	3.072 ± 0.572	-0.256
bn110813237	3+6+7+9	22.784 ± 3.114	-1.792	4.608 ± 0.810	1.280
bn110817191 ^e	6+7+9+11	5.949 ± 0.572	0.003	2.048 ± 0.362	0.832
bn110818860	7+8+11	67.073 ± 3.916	-9.984	28.928 ± 1.379	1.792
bn110819665	8	16.384 ± 6.149	-0.512	2.560 ± 1.145	0.000
bn110820476	0+1+2	11.264 ± 7.331	-4.096	2.816 ± 1.493	-1.792
bn110824009	0+1+2+3+4+5	76.607 ± 9.220	0.003	22.016 ± 5.910	0.832
bn110825102	3+4+6+7+8	62.465 ± 0.231	11.648	4.608 ± 0.091	13.184
bn110825265	6+7+8+9	51.073 ± 3.389	-16.384	26.048 ± 1.175	-6.912
bn110828575	0+1+3+7+9	44.673 ± 7.534	-1.120	12.288 ± 2.064	1.824
bn110831282	9+10+11	98.881 ± 3.138	-20.224	35.965 ± 1.104	0.003
bn110901230	0+1+5	22.528 ± 5.620	-7.680	8.960 ± 3.114	-3.584
bn110903009	2+5	28.672 ± 2.429	-1.024	20.480 ± 0.572	1.792
bn110903111	0+1+3+4+5	341.254 ± 2.288	-0.256	203.779 ± 2.290	11.264
bn110904124	9+10	83.905 ± 3.853	-0.128	14.848 ± 0.724	38.977
bn110904163	0+1+2+5	51.457 ± 4.128	-1.280	7.424 ± 0.362	9.216
bn110904531	9+10+11	20.480 ± 5.479	-2.560	8.192 ± 0.923	-0.512
bn110906302	7+8+11	23.936 ± 2.550	-5.376	6.016 ± 0.286	0.384
bn110909116 ^m	7+9	20.736 ± 1.639	-12.288	6.400 ± 0.724	-1.280
bn110911071	10	8.960 ± 4.352	-4.608	3.840 ± 2.429	-1.536
bn110916016	9+10+11	1.792 ± 1.993	-1.408	0.704 ± 0.551	-0.768
bn110919634	4+7+8	35.073 ± 3.974	10.496	12.032 ± 0.810	23.296
bn110920338	6+7+9	9.728 ± 0.810	-0.512	3.584 ± 0.362	0.000
bn110920546	0+1+3	160.771 ± 5.221	5.120	58.369 ± 2.290	18.432
bn110921444	6+7+8+9+11	149.507 ± 10.691	-68.609	83.969 ± 23.641	-37.889
bn110921577	2+9+10	40.705 ± 1.810	-30.209	17.920 ± 1.379	-15.104
bn110921912	1+9	17.664 ± 0.345	0.896	5.376 ± 0.143	2.624

Table 7—Continued

Trigger ID	Detectors Used	T_{90} (s)	T_{90} start (s)	T_{50} (s)	T_{50} start (s)
bn110923835	9+10+11	46.398 ± 11.279	0.003	12.800 ± 1.619	1.344
bn110926107	9+10+11	75.265 ± 1.280	-0.768	49.921 ± 0.487	13.440
bn110928180 ⁿ	0+1+3+4	148.226 ± 1.925	-119.298	15.424 ± 0.500	0.576
bn110929187	0+6+9+10	5.120 ± 0.572	-0.512	1.792 ± 0.362	0.000
bn110930564	4+5	37.889 ± 5.431	-6.912	15.616 ± 1.864	1.024
bn111001804	7+9+10+11	0.384 ± 1.361	-0.256	0.256 ± 0.286	-0.256
bn111003465	3+4+6+7+8	16.640 ± 1.056	0.512	7.168 ± 0.362	2.816
bn111005398	0+1+2+6+9+10	30.720 ± 3.093	-11.264	9.472 ± 0.724	-1.024
bn111008992	0+1+3+4+5	42.496 ± 4.128	-4.096	18.176 ± 0.923	2.304
bn111009282	0+1	20.736 ± 4.221	-0.256	6.144 ± 1.448	3.072
bn111010237	9+10	82.433 ± 8.444	-3.584	27.648 ± 2.896	6.144
bn111010660	1+2+3+4+5	8.704 ± 2.111	-1.024	4.864 ± 0.724	-0.512
bn111010709	6+7+9	52.993 ± 0.923	1.536	35.840 ± 0.572	7.680
bn111010899	6+7+9	18.560 ± 2.988	-14.656	3.328 ± 0.916	-2.112
bn111011094	6+7+8+9+11	1.472 ± 0.771	-0.064	0.192 ± 0.143	-0.064
bn111012456	2+5	20.736 ± 0.724	1.024	8.448 ± 0.572	4.608
bn111012811	3+4+6+7+8	7.936 ± 1.145	-0.512	3.072 ± 0.724	0.000
bn111015427	2+5	92.737 ± 3.319	-0.640	50.177 ± 1.361	12.800
bn111017657	1+6+7+8+9	11.072 ± 0.410	0.256	3.520 ± 0.181	3.648
bn111018595	2+9+10	8.192 ± 1.864	-0.768	3.584 ± 1.056	0.000
bn111018785	0+3+4	29.697 ± 1.810	-6.400	13.824 ± 1.280	-0.768
bn111022854	3+6+7	0.192 ± 0.707	-0.128	0.128 ± 0.091	-0.128
bn111024722	3+4+5	68.609 ± 2.896	-6.144	28.672 ± 6.229	6.144
bn111024896	7+8	1.792 ± 1.846	-0.256	1.024 ± 1.305	-0.256
bn111025078	0+1+3	51.712 ± 2.202	-0.512	31.488 ± 1.280	7.936
bn111103441	2+9+10	11.968 ± 6.426	-0.128	7.680 ± 0.724	0.576
bn111103948	4+5	0.320 ± 0.181	-0.064	0.192 ± 0.202	0.000
bn111105457	0+1+3	43.520 ± 0.572	-9.984	33.024 ± 3.415	-3.584
bn111107035	4+8	12.032 ± 0.923	-1.536	5.376 ± 1.086	0.512
bn111107076	6+9+10	77.185 ± 0.810	0.192	41.025 ± 0.410	5.504
bn111109453	1+2+9+10	4.864 ± 2.757	-2.560	1.792 ± 1.145	-0.512
bn111109873	8	9.664 ± 6.457	-4.608	3.200 ± 1.175	0.512
bn111112908	0+1+3+4+5	0.192 ± 0.091	-0.064	0.128 ± 0.091	-0.064
bn111113410	6+7+8+9+11	15.360 ± 1.639	-1.024	5.120 ± 1.145	1.792
bn111114233	0+3+4+6+7	22.016 ± 2.673	-1.536	9.216 ± 1.145	0.256
bn111117510	0+6+7+9	0.576 ± 0.143	-0.128	0.320 ± 0.091	0.000
bn111117526	0+1+6+9+10	23.808 ± 1.717	-1.280	13.824 ± 0.923	2.560

Table 7—Continued

Trigger ID	Detectors Used	T_{90} (s)	T_{90} start (s)	T_{50} (s)	T_{50} start (s)
bn111120556	1+2+10	98.626 ± 2.970	-21.248	17.408 ± 1.448	-8.192
bn111124308	6+7+8+11	8.960 ± 3.114	-0.768	3.072 ± 0.923	0.256
bn111127810	9+10	19.008 ± 2.548	-0.768	4.352 ± 0.286	6.592
bn111201599	3+4+5	16.896 ± 3.974	-1.792	8.448 ± 1.846	0.768
bn111203054	6+7+9	55.553 ± 5.684	-44.545	14.080 ± 1.557	-7.424
bn111203609	0+1+3+5	22.016 ± 6.734	-2.816	9.984 ± 6.446	-1.280
bn111207512	0+1+6+9	0.768 ± 1.145	-0.896	0.512 ± 0.181	-0.768
bn111208353	0+1+3	40.961 ± 4.345	-4.096	11.264 ± 2.290	1.024
bn111216389	2+10	83.777 ± 0.500	2.304	34.561 ± 0.871	39.425
bn111220486	0+1+2+5	39.041 ± 5.101	-6.144	13.760 ± 0.231	6.144
bn111221739	2+10	27.136 ± 7.186	-0.512	12.288 ± 11.779	-0.256
bn111222619	8+11	0.320 ± 0.143	-0.064	0.256 ± 0.091	-0.064
bn111226795	0+1+2+9+10	74.753 ± 8.749	-6.144	22.528 ± 2.290	5.120
bn111228453	3+4+6+7	2.944 ± 0.979	0.096	1.280 ± 0.231	0.736
bn111228657	6+7+8	99.842 ± 2.111	-49.409	46.337 ± 0.724	1.024
bn111230683	10	28.160 ± 1.557	-12.800	8.192 ± 1.379	-2.048
bn111230819	0+1+6+9	12.736 ± 1.145	-0.640	9.216 ± 0.572	0.832
bn120101354 ^b	3+6+7+8	0.128 ± 0.072	-0.096	0.064 ± 0.091	-0.064
bn120102095	3+4+5	28.417 ± 8.204	-11.520	4.032 ± 0.231	3.200
bn120102416	1+2+5	20.224 ± 2.769	-10.240	4.096 ± 0.923	-0.256
bn120105584	0+1+3	22.528 ± 2.202	-8.192	6.400 ± 1.864	-3.584
bn120107384	3+4+6+7+8	23.040 ± 0.143	0.064	16.192 ± 0.231	2.432
bn120109824	1+2	38.656 ± 3.114	-2.048	17.152 ± 1.619	0.256
bn120111051	9+10+11	76.801 ± 5.515	-2.048	25.600 ± 4.580	5.120
bn120114433	0+1+6+7+9	2.752 ± 1.569	-0.128	1.408 ± 1.120	0.128
bn120114681	1+2+5	43.264 ± 5.804	-7.936	11.264 ± 0.810	-1.536
bn120118709	6+7	37.825 ± 12.586	-3.328	10.752 ± 1.145	1.472
bn120118898	6+7+8+11	17.152 ± 2.111	-0.512	12.800 ± 0.362	-0.256
bn120119170	9+10+11	55.297 ± 6.229	3.072	16.384 ± 1.448	11.264
bn120119229	0+1+3	41.728 ± 1.557	0.000	19.712 ± 1.056	2.304
bn120119354	3+6+7	16.384 ± 1.493	-7.936	5.632 ± 0.362	-0.768
bn120120432	6+7+9+11	32.256 ± 6.481	0.000	13.312 ± 1.717	3.328
bn120121101	0+1+2+3+5	18.432 ± 3.727	-3.328	6.144 ± 0.724	0.768
bn120121251	4+7+8	37.121 ± 11.876	-5.632	10.752 ± 0.572	7.168
bn120122300	7+8+11	16.701 ± 1.881	0.003	5.632 ± 0.923	2.112
bn120129312	3+4	1.280 ± 0.689	-0.640	0.384 ± 0.362	-0.512
bn120129580	7+8+11	3.072 ± 0.362	0.320	1.536 ± 0.362	1.088

Table 7—Continued

Trigger ID	Detectors Used	T_{90} (s)	T_{90} start (s)	T_{50} (s)	T_{50} start (s)
bn120130699	8+10+11	27.777 ± 0.694	-0.640	13.184 ± 0.462	9.600
bn120130906	3+4+6+7+8	3.584 ± 1.379	-1.280	2.048 ± 0.572	-0.768
bn120130938	0+9	38.913 ± 7.455	-5.120	9.216 ± 2.290	4.096
bn120203812	2+5	10.240 ± 2.429	-4.864	2.560 ± 0.572	-2.048
bn120204054	0+1+3+5	49.089 ± 0.429	10.176	13.568 ± 0.143	32.129
bn120205285	3+4+5	0.576 ± 0.272	-0.576	0.320 ± 0.143	-0.448
bn120206949	7+8+11	9.472 ± 3.338	-0.256	1.024 ± 0.362	4.352
bn120210650	0+1+2+3+9	1.344 ± 0.264	-0.064	0.704 ± 0.181	0.000
bn120212353 ^b	1+6+9	0.864 ± 0.577	-0.832	0.480 ± 0.611	-0.544
bn120212383	0+3+4	9.216 ± 0.724	-2.048	3.584 ± 1.145	-1.024
bn120213606	6+7+8+11	13.824 ± 3.328	-3.072	4.352 ± 0.362	0.512
bn120217808	8+11	5.888 ± 2.862	-0.512	1.536 ± 0.572	0.000
bn120217904	1+2+5	2.624 ± 0.300	-0.224	0.384 ± 0.143	0.416
bn120218276	0+1+6+9+10	256.260 ± 5.221	-212.996	191.235 ± 1.999	-184.579
bn120219563	0+1+2+3	8.128 ± 0.429	-1.152	4.544 ± 0.410	-0.128
bn120220210	0+1+9+10	21.248 ± 1.639	-5.376	9.216 ± 1.379	-1.792
bn120222021	1+3+4+5	1.088 ± 0.143	-0.064	0.512 ± 0.143	0.064
bn120222119	2+5	29.440 ± 5.382	-5.120	9.728 ± 1.846	-1.280
bn120223933	0+1+9+10	14.336 ± 2.360	-0.512	4.352 ± 0.724	0.512
bn120224282	9+10+11	60.929 ± 3.093	1.792	44.033 ± 1.379	11.776
bn120224898	0+1+3+5	29.184 ± 4.222	0.256	12.288 ± 1.086	3.840
bn120226447	8	14.592 ± 3.916	-3.264	4.864 ± 0.362	0.320
bn120226871	0+1+2	52.993 ± 0.572	4.352	23.040 ± 0.572	11.520
bn120227391	8+11	19.712 ± 1.717	-0.768	12.032 ± 0.572	3.840
bn120227725	8+11	17.408 ± 0.810	0.256	6.656 ± 0.572	5.632
bn120302080	8+11	80.384 ± 16.927	0.768	43.776 ± 2.521	8.960
bn120302722	4+5	1.600 ± 0.779	-0.128	0.512 ± 0.466	0.000
bn120304061	6+7+8+9+11	9.984 ± 1.055	-0.256	3.328 ± 0.362	0.512
bn120304248	4+5	5.376 ± 0.572	-0.256	3.072 ± 0.572	0.512
bn120308588	4+8	25.600 ± 1.557	-21.504	2.048 ± 0.362	-0.512
bn120312671	0+1+2+9+10	13.312 ± 3.167	-2.048	4.608 ± 0.923	-0.512
bn120314412	0+1+3	1.280 ± 1.086	-1.280	0.768 ± 0.923	-0.768
bn120316008	0+1+9	26.624 ± 0.362	1.536	11.264 ± 0.810	10.240
bn120319983	6+7+9	72.448 ± 7.832	-4.608	40.448 ± 3.114	1.536
bn120323162	9+10+11	4.352 ± 0.724	-0.768	1.536 ± 0.362	-0.256
bn120323507	0+1+3	0.448 ± 0.091	-0.064	0.192 ± 0.091	-0.064
bn120326056	0+1+2+3+5	11.776 ± 1.810	-1.280	4.096 ± 0.724	0.256

Table 7—Continued

Trigger ID	Detectors Used	T_{90} (s)	T_{90} start (s)	T_{50} (s)	T_{50} start (s)
bn120327418	8+11	0.256 ± 1.319	-0.192	0.128 ± 1.032	-0.192
bn120328268	6+7+8+9+11	29.697 ± 1.056	3.840	14.848 ± 0.572	6.912
bn120331055	4+5	16.384 ± 10.367	-2.816	1.280 ± 3.328	2.560
bn120402669	10+11	20.224 ± 0.810	-2.080	2.524 ± 0.572	0.004
bn120403857	9+10	4.288 ± 1.935	-3.968	1.408 ± 1.620	-1.536
bn120410585	9+10+11	1.088 ± 1.180	-1.024	0.192 ± 0.143	-0.128
bn120411925	3+4+5	38.912 ± 1.493	0.000	35.072 ± 1.145	1.536
bn120412055	3+4+5	9.728 ± 3.566	-4.096	3.584 ± 1.717	-2.560
bn120412920	2+5	101.182 ± 4.871	0.003	11.264 ± 0.572	71.745
bn120415076 ^o	6+7+8+9+11	12.544 ± 4.128	-0.512	3.584 ± 0.923	0.512
bn120415891	6+7+9+10+11	0.960 ± 0.264	-0.256	0.320 ± 0.181	-0.192
bn120415958	10+11	12.544 ± 1.717	-4.352	4.096 ± 0.724	-2.816
bn120420249	1+2+5	25.600 ± 4.419	-0.768	6.912 ± 0.923	1.280
bn120420858	4+8	254.913 ± 4.222	0.003	124.866 ± 3.238	21.504
bn120426090	2+10	2.880 ± 0.181	0.224	1.152 ± 0.091	0.672
bn120426585	6+7+8+11	30.973 ± 3.620	0.003	13.824 ± 0.810	2.816
bn120427054	9+10+11	5.632 ± 0.572	0.256	2.048 ± 0.572	1.280
bn120427153	0+1+3+6+7	22.784 ± 1.999	-2.304	11.520 ± 1.086	-0.512
bn120429003	9+10+11	1.664 ± 0.968	-0.192	0.640 ± 0.326	0.000
bn120429484	0+1+3+4+5	15.360 ± 1.619	-1.024	10.240 ± 1.145	0.000
bn120430980	0+1+9	14.592 ± 2.172	-2.304	7.168 ± 1.717	-1.280
bn120504468	1+3+4+5	41.985 ± 2.673	-0.512	20.480 ± 0.724	5.888
bn120504945	6+7+11	5.760 ± 0.779	-2.304	2.048 ± 0.405	-0.640
bn120506128	3+6+7	2.304 ± 1.379	-0.768	1.280 ± 0.724	-0.512
bn120509619	6+9+10+11	0.704 ± 1.404	-0.192	0.320 ± 0.143	-0.128
bn120510900	10+11	62.465 ± 3.908	1.792	27.392 ± 1.493	15.872
bn120511638	3+8+9	45.249 ± 2.940	-0.128	24.576 ± 4.580	2.112
bn120512112	0+1+2+9+10	18.176 ± 1.350	0.384	7.360 ± 0.345	4.096
bn120513531	6+7+9	23.808 ± 0.923	-0.512	9.984 ± 8.764	8.448
bn120519721	4+7+8	0.960 ± 0.202	-0.128	0.448 ± 0.091	0.192
bn120520949	0+1+3+5	5.760 ± 1.356	-4.736	3.456 ± 0.345	-3.264
bn120521380	9+10+11	91.134 ± 4.222	0.004	19.456 ± 2.896	4.096
bn120522361	4+5	28.160 ± 8.039	-11.520	8.448 ± 1.056	3.072
bn120524134	3+4	0.704 ± 0.466	-0.128	0.256 ± 0.143	-0.128
bn120526303	4	43.649 ± 1.002	3.072	24.448 ± 0.272	13.120
bn120528442	9+10+11	16.384 ± 5.177	-0.768	5.376 ± 0.362	1.024
bn120530121	3+6+7	77.054 ± 1.810	0.003	51.457 ± 0.572	3.840

Table 7—Continued

Trigger ID	Detectors Used	T_{90} (s)	T_{90} start (s)	T_{50} (s)	T_{50} start (s)
bn120531393	9+10+11	25.344 ± 7.186	-2.816	7.424 ± 0.923	-1.024
bn120603439	4+7+8	0.384 ± 0.345	-0.064	0.256 ± 0.091	-0.064
bn120604220	4+7+8	10.496 ± 5.615	-2.816	4.352 ± 2.111	-0.512
bn120604343	3+4+5	12.032 ± 3.278	-2.560	5.632 ± 1.280	0.000
bn120605453	9+10+11	18.112 ± 1.086	-0.640	3.389 ± 1.557	0.003
bn120608489	3+6+7	0.960 ± 1.611	-0.192	0.448 ± 0.326	-0.064
bn120608777	6+7+8	24.832 ± 3.840	-14.336	9.216 ± 0.810	-4.608
bn120609580	0+1+3	1.792 ± 0.810	-0.768	1.024 ± 0.362	-0.512
bn120611108	6+7+9	49.921 ± 1.639	-9.216	27.392 ± 1.846	1.280
bn120612680	9+10	63.232 ± 7.886	-10.496	32.256 ± 1.950	1.024
bn120612687	3+4+8	0.256 ± 0.453	-0.192	0.192 ± 0.143	-0.192
bn120616630 ^g	3+6+7	0.048 ± 0.484	-0.048	0.032 ± 0.036	-0.048
bn120618128	0+1+2+9	17.600 ± 1.820	-0.128	5.888 ± 0.572	1.600
bn120618919	10	47.616 ± 12.299	-20.480	14.848 ± 0.724	-3.584
bn120619884	6+7+9	0.960 ± 0.960	-0.256	0.384 ± 0.181	-0.128
bn120624309 ^b	1+2+9+10	0.640 ± 0.160	-0.064	0.160 ± 0.072	0.032
bn120624933	0+1+2+9+10	271.364 ± 4.580	-257.028	112.642 ± 4.580	-185.347
bn120625119	2+4+5	7.424 ± 0.571	-0.256	2.560 ± 0.362	2.048
bn120629565	3+6+7+8	0.704 ± 1.026	-0.384	0.320 ± 0.405	-0.256
bn120701654	8+10+11	1.024 ± 1.451	-0.960	0.128 ± 1.313	-0.192
bn120702891 ^p	6+7+9	35.073 ± 4.924	-1.024	15.360 ± 2.111	1.024
bn120703417	3+4+5	64.513 ± 3.083	-0.512	36.609 ± 2.064	3.840
bn120703498	4+8	77.568 ± 2.187	-2.048	34.304 ± 11.531	0.768
bn120703726	6+7+9+10+11	8.960 ± 1.379	0.768	1.536 ± 0.362	4.608
bn120707800	8+11	40.960 ± 4.238	1.520	16.640 ± 0.724	14.064
bn120709883	6+7+9	27.328 ± 0.958	-0.128	11.776 ± 0.362	10.816
bn120710100	0+3+4+6+7	131.840 ± 1.056	0.000	94.720 ± 5.382	26.112
bn120711115	2+10	44.033 ± 0.724	62.465	25.088 ± 0.724	71.681
bn120711446	0+1+3	87.552 ± 3.874	-1.280	45.312 ± 1.379	5.376

^aData problems precluded duration analysis.

^bUsed TTE binned at 32 ms.

^cPartial earth occultation is likely; durations are lower limits.

^dPossible precursor at $\sim T_0 - 120$ s.

^eData cut off due to SAA entry while burst in progress; durations are lower limits.

^fSAA entry at $T_0 + 83$ s; durations are lower limits.

^gUsed TTE binned at 16 ms.

^hGRB091024 triggered GBM twice.

ⁱToo weak to measure durations; visual duration is ~ 0.025 s.

^jPossible contamination due to emergence of Crab & A0535+26 from Earth occultation.

^kSolar activity starting at $T_0 + 200$ s. Post burst background interval was selected before.

^lData cut off due to SAA entry while burst in progress; it is not possible to determine durations.

^mSpacecraft in sun pointing mode, detector threshold raised, location of burst nearly in -z direction. The response, peak fluxes and fluence in the 10 – 100 keV energy range have large errors. Fluence, peak fluxes and durations in BATSE energy range (50 -300 keV) are reliable.

ⁿLocalization of precursor at $T_0 - 120$ s is consistent with burst location and was included in the duration analysis.

^oSAA entry at $T_0 + 100$ s; durations are lower limits.

^pTTE/CTTE data not available, 64 ms peak fluxes may not be correct.

Table 8. GRB Fluence & Peak Flux (10–1000 keV)

Trigger ID	Fluence (erg cm ⁻²)	PF64 (ph cm ⁻² s ⁻¹)	PF256 (ph cm ⁻² s ⁻¹)	PF1024 (ph cm ⁻² s ⁻¹)
bn080714086	6.76E-07 ± 4.07E-08	3.82 ± 1.06	2.24 ± 0.36	1.54 ± 0.18
bn080714425	1.81E-06 ± 2.09E-08	4.00 ± 1.45	2.96 ± 0.46	2.02 ± 0.21
bn080714745	6.33E-06 ± 1.41E-07	8.89 ± 1.61	7.78 ± 0.83	6.93 ± 0.39
bn080715950	5.04E-06 ± 7.95E-08	19.42 ± 0.95	13.58 ± 0.45	9.91 ± 0.22
bn080717543	4.46E-06 ± 7.68E-08	6.24 ± 1.08	3.43 ± 0.49	2.89 ± 0.23
bn080719529	7.75E-07 ± 2.93E-08	2.77 ± 0.83	1.77 ± 0.29	1.12 ± 0.16
bn080720316
bn080723557	7.22E-05 ± 2.54E-07	40.97 ± 2.24	38.24 ± 1.09	30.45 ± 0.49
bn080723913	1.34E-07 ± 1.36E-08	5.26 ± 0.70	4.13 ± 0.32	1.41 ± 0.13
bn080723985	3.08E-05 ± 2.07E-07	13.45 ± 1.24	11.36 ± 0.60	10.12 ± 0.28
bn080724401	1.57E-05 ± 5.04E-08	22.73 ± 1.31	18.98 ± 0.62	12.20 ± 0.29
bn080725435	7.99E-06 ± 4.42E-08	5.38 ± 0.77	4.28 ± 0.38	3.36 ± 0.17
bn080725541	4.92E-07 ± 4.39E-08	6.27 ± 0.78	5.13 ± 0.36	1.69 ± 0.13
bn080727964	1.33E-05 ± 7.91E-08	6.44 ± 0.92	4.17 ± 0.42	3.53 ± 0.18
bn080730520	4.87E-06 ± 9.89E-08	7.83 ± 1.03	6.34 ± 0.46	5.60 ± 0.22
bn080730786	6.35E-06 ± 8.31E-08	16.89 ± 0.94	16.44 ± 0.45	14.61 ± 0.23
bn080802386	3.98E-07 ± 6.85E-09	10.41 ± 1.12	7.06 ± 0.35	2.95 ± 0.17
bn080803772	4.39E-06 ± 7.43E-08	3.37 ± 0.67	2.26 ± 0.26	1.78 ± 0.11
bn080804456	8.00E-06 ± 8.65E-08	3.96 ± 0.68	2.80 ± 0.34	1.94 ± 0.14
bn080804972	9.13E-06 ± 1.06E-07	5.81 ± 0.76	4.40 ± 0.36	3.85 ± 0.16
bn080805496	1.75E-06 ± 4.78E-08	4.77 ± 1.07	3.92 ± 0.53	3.05 ± 0.23
bn080805584	4.38E-06 ± 6.45E-08	4.55 ± 1.32	3.03 ± 0.48	1.77 ± 0.17
bn080806584	4.31E-07 ± 2.50E-08	4.33 ± 0.83	2.84 ± 0.32	2.39 ± 0.16
bn080806896	1.33E-05 ± 1.94E-07	11.20 ± 0.94	9.32 ± 0.43	8.18 ± 0.21
bn080807993	7.30E-06 ± 9.01E-08	19.42 ± 0.82	15.24 ± 0.39	8.88 ± 0.18
bn080808451	7.10E-07 ± 3.96E-08	2.70 ± 0.69	2.33 ± 0.30	1.75 ± 0.14
bn080808565	3.97E-06 ± 4.22E-08	7.79 ± 0.87	6.81 ± 0.50	5.98 ± 0.22
bn080808772	7.07E-06 ± 7.87E-08	4.02 ± 0.72	3.12 ± 0.26	1.90 ± 0.13
bn080809808	4.14E-06 ± 5.50E-08	9.19 ± 1.42	5.29 ± 0.62	3.76 ± 0.27
bn080810549	1.08E-05 ± 4.81E-08	6.76 ± 1.26	4.85 ± 0.59	3.57 ± 0.21
bn080812889	2.45E-06 ± 4.18E-08	5.20 ± 0.95	2.90 ± 0.44	1.91 ± 0.17
bn080815917	4.69E-07 ± 2.73E-08	6.26 ± 0.97	4.58 ± 0.43	3.26 ± 0.21

Table 8—Continued

Trigger ID	Fluence (erg cm ⁻²)	PF64 (ph cm ⁻² s ⁻¹)	PF256 (ph cm ⁻² s ⁻¹)	PF1024 (ph cm ⁻² s ⁻¹)
bn080816503	1.33E-05 ± 8.25E-08	9.90 ± 0.76	8.91 ± 0.37	7.44 ± 0.18
bn080816989	3.30E-06 ± 9.24E-08	9.27 ± 0.62	7.19 ± 0.29	5.21 ± 0.13
bn080817161	5.32E-05 ± 7.31E-08	17.44 ± 1.04	14.65 ± 0.52	13.67 ± 0.24
bn080817720	1.82E-06 ± 4.14E-08	7.93 ± 0.92	5.24 ± 0.47	3.59 ± 0.21
bn080818579	3.80E-06 ± 5.83E-08	7.34 ± 0.85	6.32 ± 0.40	4.58 ± 0.19
bn080818945	1.74E-06 ± 2.44E-08	6.22 ± 0.89	5.08 ± 0.33	4.01 ± 0.19
bn080821332	3.59E-06 ± 1.76E-08	11.42 ± 1.11	10.72 ± 0.59	9.64 ± 0.27
bn080823363	5.55E-06 ± 3.57E-08	6.72 ± 0.90	5.60 ± 0.48	4.62 ± 0.21
bn080824909	2.73E-06 ± 5.91E-08	12.87 ± 0.98	11.20 ± 0.52	7.26 ± 0.23
bn080825593	3.42E-05 ± 9.70E-08	31.30 ± 1.12	29.43 ± 0.60	25.30 ± 0.27
bn080828189	4.11E-07 ± 1.68E-08	5.62 ± 0.98	2.84 ± 0.35	1.40 ± 0.15
bn080829790	2.52E-06 ± 2.18E-08	7.05 ± 1.29	5.33 ± 0.48	4.48 ± 0.24
bn080830368	7.00E-06 ± 1.10E-07	6.49 ± 0.80	5.33 ± 0.37	4.67 ± 0.18
bn080831053	5.62E-08 ± 1.74E-08	4.66 ± 1.10	1.12 ± 0.46	0.33 ± 0.20
bn080831921	8.47E-06 ± 4.02E-08	5.54 ± 1.12	3.96 ± 0.50	2.85 ± 0.21
bn080904886	5.24E-06 ± 7.07E-08	19.16 ± 1.23	17.39 ± 0.58	15.84 ± 0.27
bn080905499	8.50E-07 ± 4.62E-08	6.32 ± 0.68	4.70 ± 0.31	2.34 ± 0.14
bn080905570	4.09E-06 ± 5.63E-08	8.14 ± 1.33	6.95 ± 0.60	5.36 ± 0.27
bn080905705	2.91E-06 ± 3.63E-08	4.08 ± 1.10	3.30 ± 0.40	2.32 ± 0.23
bn080906212	5.87E-06 ± 1.39E-07	24.84 ± 1.45	22.88 ± 0.69	20.29 ± 0.33
bn080912360	2.13E-06 ± 2.97E-08	4.82 ± 0.70	3.01 ± 0.28	2.48 ± 0.15
bn080913735	3.54E-06 ± 8.67E-08	5.99 ± 0.88	4.88 ± 0.40	3.40 ± 0.18
bn080916009	6.03E-05 ± 7.00E-08	16.40 ± 1.65	15.09 ± 0.64	13.66 ± 0.29
bn080916406	7.81E-06 ± 8.18E-08	7.10 ± 1.35	5.56 ± 0.32	4.47 ± 0.29
bn080919790	4.59E-08 ± 5.06E-09	4.56 ± 1.14	2.51 ± 0.47	0.68 ± 0.18
bn080920268	1.87E-06 ± 6.34E-08	3.49 ± 0.78	1.61 ± 0.26	1.08 ± 0.11
bn080924766	4.73E-06 ± 7.87E-08	6.74 ± 0.84	5.79 ± 0.41	4.76 ± 0.19
bn080925775	1.85E-05 ± 4.00E-08	17.21 ± 1.00	15.80 ± 0.50	15.40 ± 0.24
bn080927480	2.96E-06 ± 9.64E-08	4.99 ± 1.33	3.38 ± 0.49	2.63 ± 0.25
bn080928628	1.16E-06 ± 3.76E-08	6.02 ± 1.27	5.10 ± 0.51	3.19 ± 0.23
bn081003644	9.00E-06 ± 1.08E-07	5.21 ± 0.96	4.29 ± 0.46	3.07 ± 0.22
bn081006604	8.33E-07 ± 1.87E-08	4.69 ± 1.20	3.28 ± 0.61	1.46 ± 0.25

Table 8—Continued

Trigger ID	Fluence (erg cm ⁻²)	PF64 (ph cm ⁻² s ⁻¹)	PF256 (ph cm ⁻² s ⁻¹)	PF1024 (ph cm ⁻² s ⁻¹)
bn081006872	3.87E-07 ± 2.02E-08	3.93 ± 1.20	3.01 ± 0.57	1.53 ± 0.25
bn081008832	1.03E-05 ± 1.50E-07	5.33 ± 0.79	3.45 ± 0.34	2.66 ± 0.16
bn081009140	3.83E-05 ± 4.53E-08	129.89 ± 2.49	125.99 ± 1.24	117.01 ± 0.62
bn081009690	1.08E-05 ± 7.57E-08	9.35 ± 1.09	6.44 ± 0.48	5.98 ± 0.23
bn081012045	2.29E-07 ± 4.36E-08	6.27 ± 1.23	4.69 ± 0.55	3.33 ± 0.26
bn081012549	4.51E-06 ± 1.12E-07	4.76 ± 0.80	2.62 ± 0.31	2.05 ± 0.13
bn081017474	1.39E-06 ± 2.10E-08	4.63 ± 1.24	4.00 ± 0.57	2.75 ± 0.25
bn081021398	5.74E-06 ± 7.90E-08	5.88 ± 0.95	4.07 ± 0.60	3.53 ± 0.23
bn081022364	1.16E-06 ± 2.90E-08	4.71 ± 1.21	2.83 ± 0.49	2.16 ± 0.23
bn081024245	1.99E-07 ± 1.69E-08	6.80 ± 1.38	4.07 ± 0.66	1.85 ± 0.29
bn081024851	6.27E-06 ± 7.17E-08	4.58 ± 0.89	3.12 ± 0.28	2.37 ± 0.18
bn081024891	3.55E-07 ± 2.86E-08	5.36 ± 0.56	3.45 ± 0.28	2.14 ± 0.14
bn081025349	6.32E-06 ± 1.18E-07	5.10 ± 0.69	4.78 ± 0.36	4.09 ± 0.17
bn081028538	2.27E-06 ± 2.59E-08	8.12 ± 0.94	7.55 ± 0.45	6.34 ± 0.22
bn081101167	1.39E-06 ± 6.23E-08	4.16 ± 1.44	2.39 ± 0.58	1.36 ± 0.24
bn081101491	1.68E-07 ± 3.64E-09	7.97 ± 0.80	4.48 ± 0.37	1.06 ± 0.15
bn081101532	1.51E-05 ± 3.46E-07	12.96 ± 1.29	11.30 ± 0.64	9.75 ± 0.31
bn081102365	1.09E-06 ± 3.23E-08	5.06 ± 0.57	3.87 ± 0.29	2.64 ± 0.14
bn081102739	3.76E-06 ± 9.19E-08	4.47 ± 0.84	3.64 ± 0.34	2.71 ± 0.16
bn081105614	2.75E-07 ± 1.84E-08	7.95 ± 1.02	2.91 ± 0.46	0.81 ± 0.18
bn081107321	1.22E-06 ± 3.19E-08	13.54 ± 0.85	11.98 ± 0.40	9.96 ± 0.19
bn081109293	6.55E-06 ± 5.87E-08	4.37 ± 1.59	3.24 ± 0.20	2.64 ± 0.16
bn081110601	5.41E-06 ± 1.01E-07	21.19 ± 1.19	20.58 ± 0.58	15.38 ± 0.27
bn081113230	3.30E-07 ± 4.30E-08	11.14 ± 0.99	8.14 ± 0.47	3.01 ± 0.18
bn081115891	8.56E-08 ± 1.31E-08	3.75 ± 0.76	2.18 ± 0.38	1.02 ± 0.18
bn081118876	4.94E-06 ± 4.43E-08	9.58 ± 0.88	8.02 ± 0.42	7.29 ± 0.19
bn081119184	1.30E-07 ± 1.76E-08	4.80 ± 1.25	3.29 ± 0.56	1.40 ± 0.23
bn081120618	1.94E-06 ± 2.42E-08	6.27 ± 1.31	5.16 ± 0.61	4.25 ± 0.28
bn081121858	1.53E-05 ± 2.20E-07	12.81 ± 1.66	10.37 ± 0.75	7.72 ± 0.38
bn081122520	7.54E-06 ± 7.85E-08	21.51 ± 1.11	17.92 ± 0.52	12.19 ± 0.24
bn081122614	1.39E-07 ± 7.95E-09	9.21 ± 1.43	7.01 ± 0.52	1.70 ± 0.20
bn081124060	8.59E-06 ± 7.98E-08	21.66 ± 1.20	21.34 ± 0.41	19.78 ± 0.25

Table 8—Continued

Trigger ID	Fluence (erg cm ⁻²)	PF64 (ph cm ⁻² s ⁻¹)	PF256 (ph cm ⁻² s ⁻¹)	PF1024 (ph cm ⁻² s ⁻¹)
bn081125496	1.85E-05 ± 1.33E-07	27.56 ± 1.91	26.38 ± 0.91	23.25 ± 0.43
bn081126899	1.14E-05 ± 6.66E-08	7.77 ± 0.81	7.19 ± 0.39	6.50 ± 0.19
bn081129161	1.62E-05 ± 1.47E-07	19.58 ± 1.38	17.24 ± 0.66	14.30 ± 0.31
bn081130212	2.64E-07 ± 2.05E-08	11.28 ± 1.75	5.13 ± 0.57	2.17 ± 0.23
bn081130629	3.22E-06 ± 5.55E-08	6.17 ± 0.85	5.15 ± 0.41	4.37 ± 0.19
bn081204004	1.02E-06 ± 5.39E-08	5.00 ± 0.66	3.82 ± 0.30	3.01 ± 0.15
bn081204517	3.11E-07 ± 1.74E-08	10.91 ± 0.83	6.66 ± 0.36	1.97 ± 0.13
bn081206275	3.86E-06 ± 6.49E-08	4.28 ± 0.96	3.12 ± 0.35	2.15 ± 0.17
bn081206604	5.00E-07 ± 3.66E-08	3.02 ± 1.06	2.24 ± 0.34	1.90 ± 0.21
bn081206987	1.13E-06 ± 3.49E-08	2.91 ± 0.93	2.32 ± 0.46	1.66 ± 0.19
bn081207680	4.86E-05 ± 9.84E-08	6.22 ± 0.79	5.16 ± 0.37	4.43 ± 0.17
bn081209981	1.47E-06 ± 1.49E-08	25.43 ± 1.21	14.91 ± 0.54	4.28 ± 0.22
bn081213173	1.23E-07 ± 1.87E-08	4.92 ± 0.94	2.98 ± 0.38	0.99 ± 0.16
bn081215784	5.47E-05 ± 5.87E-08	148.47 ± 2.13	122.54 ± 1.00	64.91 ± 0.39
bn081215880	1.78E-06 ± 3.58E-08	7.09 ± 2.33	5.58 ± 0.87	4.56 ± 0.42
bn081216531	2.99E-06 ± 7.74E-08	38.22 ± 1.27	26.99 ± 0.57	8.92 ± 0.21
bn081217983	9.62E-06 ± 1.40E-07	6.90 ± 0.71	6.07 ± 0.34	5.47 ± 0.16
bn081221681	3.00E-05 ± 8.69E-08	27.48 ± 1.36	26.87 ± 0.67	25.43 ± 0.33
bn081222204	1.19E-05 ± 9.57E-08	14.50 ± 1.00	13.75 ± 0.48	12.76 ± 0.23
bn081223419	8.34E-07 ± 3.86E-08	14.73 ± 0.86	12.81 ± 0.42	6.05 ± 0.18
bn081224887	3.76E-05 ± 1.69E-07	26.67 ± 1.15	24.65 ± 0.57	23.85 ± 0.28
bn081225257	6.75E-06 ± 8.95E-08	3.73 ± 0.68	2.73 ± 0.31	2.15 ± 0.15
bn081226044	4.30E-07 ± 2.32E-08	6.23 ± 1.37	5.32 ± 0.72	2.32 ± 0.28
bn081226156	3.95E-06 ± 1.95E-08	6.41 ± 0.86	4.84 ± 0.40	3.74 ± 0.19
bn081226509	3.44E-07 ± 2.71E-08	8.53 ± 0.78	5.60 ± 0.33	1.69 ± 0.13
bn081229187	1.06E-06 ± 7.66E-08	5.00 ± 0.60	4.44 ± 0.29	1.88 ± 0.12
bn081229675
bn081230871	1.81E-07 ± 1.60E-08	3.84 ± 0.62	2.24 ± 0.30	1.27 ± 0.15
bn081231140	1.61E-05 ± 1.17E-07	17.44 ± 1.05	15.05 ± 0.50	11.21 ± 0.23
bn090101758	1.23E-05 ± 1.14E-07	14.10 ± 1.24	12.41 ± 0.56	11.66 ± 0.28
bn090102122	2.79E-05 ± 6.10E-08	19.97 ± 0.97	17.20 ± 0.47	11.17 ± 0.21
bn090107681	2.90E-06 ± 1.02E-07	6.84 ± 1.63	5.03 ± 0.60	3.13 ± 0.32

Table 8—Continued

Trigger ID	Fluence (erg cm ⁻²)	PF64 (ph cm ⁻² s ⁻¹)	PF256 (ph cm ⁻² s ⁻¹)	PF1024 (ph cm ⁻² s ⁻¹)
bn090108020	7.47E-07 ± 1.66E-08	25.43 ± 1.36	18.64 ± 0.62	7.91 ± 0.25
bn090108322	5.36E-07 ± 1.41E-08	10.33 ± 1.03	7.16 ± 0.42	1.97 ± 0.20
bn090109332	2.09E-07 ± 2.31E-08	4.34 ± 1.17	3.14 ± 0.48	1.83 ± 0.22
bn090112332	3.92E-06 ± 6.84E-08	7.50 ± 1.52	6.53 ± 0.74	6.03 ± 0.30
bn090112729	9.23E-06 ± 1.08E-07	18.12 ± 1.32	16.05 ± 0.63	13.26 ± 0.30
bn090113778	1.57E-06 ± 4.83E-08	6.12 ± 0.71	5.30 ± 0.36	3.77 ± 0.16
bn090117335	1.10E-06 ± 3.50E-08	5.38 ± 1.40	4.37 ± 0.50	3.67 ± 0.27
bn090117632	1.19E-05 ± 1.97E-07	5.71 ± 0.82	3.66 ± 0.40	3.28 ± 0.18
bn090117640	2.53E-06 ± 4.70E-08	16.83 ± 0.95	15.38 ± 0.49	10.22 ± 0.21
bn090120627	7.68E-07 ± 2.08E-08	4.66 ± 0.77	2.92 ± 0.30	1.84 ± 0.15
bn090126227	1.10E-06 ± 2.02E-08	5.52 ± 0.78	4.48 ± 0.38	4.02 ± 0.18
bn090126245	3.58E-07 ± 1.93E-08	3.59 ± 0.48	2.10 ± 0.23	1.37 ± 0.11
bn090129880	5.57E-06 ± 6.20E-08	9.78 ± 1.01	7.14 ± 0.43	6.60 ± 0.22
bn090131090	1.75E-05 ± 6.57E-08	59.41 ± 1.95	55.09 ± 0.94	40.31 ± 0.42
bn090202347	4.95E-06 ± 3.10E-08	7.28 ± 0.84	6.43 ± 0.40	5.75 ± 0.21
bn090206620	7.15E-07 ± 1.22E-08	12.70 ± 1.07	8.48 ± 0.53	2.55 ± 0.21
bn090207777	2.41E-06 ± 4.17E-08	3.67 ± 1.06	3.38 ± 0.53	2.79 ± 0.22
bn090213236	1.10E-06 ± 5.82E-08	3.67 ± 1.40	2.16 ± 0.44	1.26 ± 0.22
bn090217206	2.75E-05 ± 3.19E-08	13.06 ± 1.05	10.91 ± 0.52	9.74 ± 0.25
bn090219074	2.12E-07 ± 5.42E-08	11.66 ± 3.09	6.88 ± 1.42	3.18 ± 0.60
bn090222179	3.23E-06 ± 5.38E-08	4.93 ± 0.85	3.61 ± 0.38	3.01 ± 0.17
bn090225009	1.54E-07 ± 1.52E-08	4.64 ± 1.53	3.48 ± 0.38	1.44 ± 0.28
bn090227310	2.86E-06 ± 2.08E-08	6.67 ± 1.21	4.68 ± 0.48	3.94 ± 0.27
bn090227772	7.86E-06 ± 4.06E-08	113.03 ± 14.14	59.40 ± 3.62	16.98 ± 0.93
bn090228204	6.19E-06 ± 2.65E-08	134.01 ± 2.74	54.58 ± 0.96	16.89 ± 0.32
bn090228976	9.64E-07 ± 6.58E-08	3.94 ± 1.21	2.96 ± 0.46	2.28 ± 0.24
bn090301315	2.27E-06 ± 3.78E-08	5.01 ± 0.81	4.07 ± 0.38	3.72 ± 0.18
bn090304216	8.99E-07 ± 1.02E-07	3.40 ± 0.52	2.74 ± 0.36	1.91 ± 0.16
bn090305052	1.94E-06 ± 1.33E-08	9.05 ± 0.58	8.04 ± 0.29	5.20 ± 0.15
bn090306245	1.37E-06 ± 3.70E-08	3.59 ± 0.98	2.21 ± 0.45	1.72 ± 0.22
bn090307167	1.09E-06 ± 3.69E-08	3.97 ± 1.36	2.66 ± 0.44	1.41 ± 0.24
bn090308734	2.55E-06 ± 2.89E-08	12.33 ± 0.71	8.50 ± 0.36	6.56 ± 0.17

Table 8—Continued

Trigger ID	Fluence (erg cm ⁻²)	PF64 (ph cm ⁻² s ⁻¹)	PF256 (ph cm ⁻² s ⁻¹)	PF1024 (ph cm ⁻² s ⁻¹)
bn090309767	4.42E-06 ± 6.88E-08	5.19 ± 1.81	4.45 ± 0.44	3.46 ± 0.21
bn090310189	5.54E-06 ± 6.20E-08	5.27 ± 0.94	4.16 ± 0.41	3.43 ± 0.20
bn090316311	1.06E-06 ± 2.21E-08	10.32 ± 1.28	7.60 ± 0.71	3.79 ± 0.31
bn090319622	6.03E-06 ± 6.50E-08	5.81 ± 1.37	4.37 ± 0.63	3.57 ± 0.28
bn090320045	4.45E-07 ± 2.31E-08	2.80 ± 0.65	1.87 ± 0.27	1.42 ± 0.13
bn090320418	1.00E-06 ± 3.85E-08	4.17 ± 0.80	2.15 ± 0.31	1.60 ± 0.14
bn090320801	1.67E-06 ± 6.16E-08	6.10 ± 1.39	4.98 ± 0.43	4.36 ± 0.25
bn090323002	1.18E-04 ± 1.74E-07	14.33 ± 0.84	13.38 ± 0.44	12.65 ± 0.22
bn090326633	1.70E-06 ± 6.37E-08	7.15 ± 1.03	5.80 ± 0.45	4.90 ± 0.22
bn090327404	2.82E-06 ± 6.06E-08	4.64 ± 0.79	3.66 ± 0.36	3.04 ± 0.18
bn090328401	4.20E-05 ± 6.53E-08	25.35 ± 1.50	21.95 ± 0.70	17.23 ± 0.33
bn090328713	1.19E-07 ± 1.84E-08	17.35 ± 1.45	8.17 ± 0.59	1.97 ± 0.22
bn090330279	1.18E-05 ± 4.05E-08	7.49 ± 0.85	6.35 ± 0.36	5.54 ± 0.18
bn090331681	3.45E-07 ± 3.46E-08	7.19 ± 0.82	4.01 ± 0.35	1.97 ± 0.16
bn090403314	1.09E-06 ± 1.93E-08	3.02 ± 1.08	2.43 ± 0.42	1.82 ± 0.21
bn090405663	2.54E-07 ± 3.10E-08	6.73 ± 1.08	3.91 ± 0.45	1.16 ± 0.18
bn090409288	1.13E-06 ± 5.94E-08	3.69 ± 0.79	2.11 ± 0.27	1.60 ± 0.14
bn090411838	6.67E-06 ± 1.03E-07	8.77 ± 1.06	6.96 ± 0.49	5.24 ± 0.23
bn090411991	6.21E-06 ± 8.85E-08	7.96 ± 1.11	6.34 ± 0.55	4.72 ± 0.25
bn090412061	1.25E-07 ± 1.36E-08	4.12 ± 1.20	3.29 ± 0.50	0.87 ± 0.20
bn090413122	3.23E-06 ± 4.92E-08	4.42 ± 0.64	3.90 ± 0.34	3.04 ± 0.17
bn090418816	1.82E-07 ± 3.26E-08	5.88 ± 1.27	3.60 ± 0.54	1.68 ± 0.24
bn090419997	9.54E-06 ± 2.38E-07	5.77 ± 0.83	4.68 ± 0.38	4.13 ± 0.18
bn090422150	4.59E-07 ± 3.44E-08	4.94 ± 1.31	3.74 ± 0.50	2.37 ± 0.24
bn090423330	8.16E-07 ± 7.15E-08	4.24 ± 1.22	2.30 ± 0.48	1.62 ± 0.21
bn090424592	4.63E-05 ± 3.86E-08	126.67 ± 2.04	121.25 ± 0.99	109.51 ± 0.49
bn090425377	1.81E-05 ± 1.52E-07	18.63 ± 1.65	17.15 ± 0.89	13.88 ± 0.42
bn090426066	6.77E-07 ± 4.37E-08	3.21 ± 0.86	2.63 ± 0.41	2.03 ± 0.18
bn090426690	3.54E-06 ± 8.82E-08	9.16 ± 0.86	7.13 ± 0.41	6.31 ± 0.19
bn090427644	2.65E-07 ± 2.22E-08	2.97 ± 0.82	2.30 ± 0.33	1.71 ± 0.15
bn090427688	1.62E-06 ± 3.18E-08	5.03 ± 1.09	3.59 ± 0.52	2.55 ± 0.24
bn090428441	1.04E-06 ± 6.27E-08	9.21 ± 1.05	8.44 ± 0.52	6.29 ± 0.25

Table 8—Continued

Trigger ID	Fluence (erg cm ⁻²)	PF64 (ph cm ⁻² s ⁻¹)	PF256 (ph cm ⁻² s ⁻¹)	PF1024 (ph cm ⁻² s ⁻¹)
bn090428552	5.60E-06 ± 1.24E-07	9.87 ± 1.16	8.74 ± 0.48	7.61 ± 0.24
bn090429530	4.36E-06 ± 1.38E-07	6.44 ± 1.07	4.02 ± 0.49	3.28 ± 0.22
bn090429753	1.12E-06 ± 4.33E-08	8.62 ± 0.83	7.53 ± 0.35	3.90 ± 0.15
bn090502777	3.50E-06 ± 2.85E-08	8.79 ± 1.58	6.89 ± 0.70	5.28 ± 0.33
bn090509215	5.42E-06 ± 7.36E-08	3.86 ± 0.87	2.79 ± 0.32	2.32 ± 0.17
bn090510016	3.37E-06 ± 4.06E-08	40.95 ± 1.58	22.99 ± 0.75	9.10 ± 0.24
bn090510325	5.60E-07 ± 2.75E-08	3.14 ± 1.21	2.52 ± 0.42	1.81 ± 0.25
bn090511684	2.49E-06 ± 8.47E-08	5.56 ± 0.80	4.30 ± 0.40	3.46 ± 0.19
bn090513916	4.94E-06 ± 1.77E-07	4.87 ± 1.03	3.53 ± 0.41	2.12 ± 0.17
bn090513941	1.04E-06 ± 3.01E-08	5.21 ± 1.86	3.99 ± 0.75	2.40 ± 0.36
bn090514006	6.46E-06 ± 1.07E-07	7.80 ± 0.80	7.04 ± 0.42	6.01 ± 0.20
bn090514726	2.25E-06 ± 3.13E-08	13.46 ± 1.12	12.24 ± 0.57	7.98 ± 0.26
bn090514734	9.55E-06 ± 2.10E-07	6.88 ± 1.15	6.50 ± 0.32	4.56 ± 0.22
bn090516137	1.68E-05 ± 1.85E-07	4.58 ± 0.84	3.65 ± 0.33	3.02 ± 0.17
bn090516353	1.72E-05 ± 5.60E-08	7.54 ± 1.10	5.14 ± 0.40	4.41 ± 0.22
bn090516853	5.00E-06 ± 9.59E-08	10.02 ± 1.07	9.28 ± 0.49	7.98 ± 0.24
bn090518080	9.91E-07 ± 2.67E-08	9.75 ± 5.05	5.68 ± 0.67	4.75 ± 0.31
bn090518244	2.11E-06 ± 6.83E-08	7.10 ± 1.02	5.96 ± 0.45	4.96 ± 0.22
bn090519462	4.38E-06 ± 5.13E-08	6.53 ± 1.10	4.37 ± 0.45	2.57 ± 0.18
bn090519881	5.73E-06 ± 6.12E-08	3.45 ± 0.96	2.31 ± 0.32	1.49 ± 0.16
bn090520832	2.32E-07 ± 2.52E-08	5.76 ± 1.01	3.83 ± 0.43	2.03 ± 0.19
bn090520850	3.32E-06 ± 1.04E-07	9.53 ± 1.06	6.74 ± 0.43	5.23 ± 0.21
bn090520876	6.18E-06 ± 3.88E-08	10.80 ± 1.06	9.41 ± 0.46	8.80 ± 0.23
bn090522344	2.13E-06 ± 4.94E-08	6.06 ± 0.81	4.18 ± 0.42	3.48 ± 0.20
bn090524346	1.66E-05 ± 6.07E-08	14.50 ± 0.93	14.08 ± 0.45	12.97 ± 0.22
bn090528173	6.56E-06 ± 1.14E-07	7.67 ± 0.89	5.54 ± 0.43	4.75 ± 0.20
bn090528516	4.35E-05 ± 8.85E-08	19.32 ± 0.94	17.28 ± 0.45	12.76 ± 0.21
bn090529310	8.34E-07 ± 3.71E-08	5.71 ± 0.75	3.68 ± 0.31	3.28 ± 0.16
bn090529564	8.69E-06 ± 3.33E-08	30.71 ± 1.19	27.27 ± 0.58	22.56 ± 0.27
bn090530760	5.99E-05 ± 1.60E-07	12.75 ± 1.12	11.78 ± 0.51	10.70 ± 0.24
bn090531775	3.18E-07 ± 1.84E-08	5.92 ± 1.15	4.02 ± 0.47	3.40 ± 0.25
bn090602564	2.79E-06 ± 5.69E-08	5.07 ± 1.47	3.64 ± 0.52	2.51 ± 0.32

Table 8—Continued

Trigger ID	Fluence (erg cm ⁻²)	PF64 (ph cm ⁻² s ⁻¹)	PF256 (ph cm ⁻² s ⁻¹)	PF1024 (ph cm ⁻² s ⁻¹)
bn090606471	9.46E-07 ± 8.74E-08	5.79 ± 1.80	2.51 ± 0.48	1.60 ± 0.22
bn090608052	1.24E-06 ± 1.75E-08	4.32 ± 0.82	2.99 ± 0.36	2.25 ± 0.17
bn090610648	1.35E-06 ± 5.64E-08	4.60 ± 0.74	3.41 ± 0.33	2.95 ± 0.15
bn090610723	3.96E-06 ± 6.07E-08	3.82 ± 1.46	3.01 ± 0.51	2.22 ± 0.26
bn090610883	7.64E-07 ± 2.24E-08	4.34 ± 1.32	2.98 ± 0.52	2.08 ± 0.27
bn090612619	5.82E-06 ± 7.46E-08	7.78 ± 1.03	6.47 ± 0.47	6.05 ± 0.23
bn090616157	4.13E-07 ± 2.26E-08	4.06 ± 0.72	3.55 ± 0.33	2.62 ± 0.15
bn090617208	9.43E-07 ± 1.66E-08	18.94 ± 0.81	11.20 ± 0.38	2.93 ± 0.14
bn090618353	2.68E-04 ± 4.29E-07	76.16 ± 4.75	72.00 ± 2.32	68.72 ± 1.14
bn090620400	1.33E-05 ± 4.27E-08	19.08 ± 1.30	17.66 ± 0.59	15.43 ± 0.29
bn090620901	4.31E-07 ± 3.23E-08	3.93 ± 0.71	2.78 ± 0.35	2.08 ± 0.14
bn090621185	1.08E-05 ± 2.11E-07	5.96 ± 0.86	4.52 ± 0.42	3.63 ± 0.19
bn090621417	3.82E-06 ± 1.10E-07	6.45 ± 0.80	4.64 ± 0.37	3.67 ± 0.37
bn090621447	1.57E-06 ± 5.25E-08	5.71 ± 1.16	3.75 ± 0.49	2.84 ± 0.22
bn090621922	4.76E-07 ± 1.94E-08	9.79 ± 1.50	5.58 ± 0.69	2.02 ± 0.28
bn090623107	1.18E-05 ± 7.15E-08	8.53 ± 0.75	8.16 ± 0.38	6.22 ± 0.18
bn090623913	2.16E-06 ± 5.54E-08	5.41 ± 1.30	4.10 ± 0.47	3.60 ± 0.24
bn090625234	1.35E-06 ± 1.28E-08	3.68 ± 2.08	2.11 ± 0.57	1.43 ± 0.13
bn090625560	2.46E-06 ± 8.72E-08	6.22 ± 1.37	4.13 ± 0.56	3.44 ± 0.26
bn090626189	6.30E-05 ± 1.07E-07	53.30 ± 2.86	44.46 ± 1.34	34.25 ± 0.64
bn090626707
bn090629543	4.39E-07 ± 2.48E-08	3.11 ± 0.92	2.20 ± 0.40	1.07 ± 0.21
bn090630311	1.08E-06 ± 1.25E-08	7.65 ± 0.83	6.86 ± 0.42	6.19 ± 0.21
bn090701225	4.42E-07 ± 1.58E-08	5.38 ± 0.81	4.54 ± 0.40	3.14 ± 0.18
bn090703329	8.46E-07 ± 2.88E-08	3.79 ± 1.12	3.08 ± 0.34	2.46 ± 0.21
bn090704242	8.48E-06 ± 9.96E-08	5.69 ± 1.88	3.58 ± 0.47	2.57 ± 0.21
bn090704783	1.58E-06 ± 4.42E-08	5.12 ± 1.26	3.52 ± 0.58	3.03 ± 0.26
bn090706283	7.47E-06 ± 7.61E-08	6.40 ± 1.77	4.15 ± 0.52	3.07 ± 0.24
bn090708152	1.01E-06 ± 2.76E-08	3.33 ± 0.94	1.83 ± 0.38	1.37 ± 0.16
bn090709630	2.21E-06 ± 3.91E-08	5.11 ± 0.75	4.08 ± 0.33	3.39 ± 0.15
bn090711850	5.79E-06 ± 1.31E-07	5.84 ± 1.03	4.62 ± 0.46	3.60 ± 0.21
bn090712160	7.60E-06 ± 2.59E-07	3.82 ± 0.82	2.05 ± 0.34	1.60 ± 0.15

Table 8—Continued

Trigger ID	Fluence (erg cm ⁻²)	PF64 (ph cm ⁻² s ⁻¹)	PF256 (ph cm ⁻² s ⁻¹)	PF1024 (ph cm ⁻² s ⁻¹)
bn090713020	9.48E-06 ± 4.45E-08	5.43 ± 0.88	4.30 ± 0.41	3.30 ± 0.17
bn090717034	2.32E-05 ± 7.46E-08	19.76 ± 1.01	19.12 ± 0.50	16.53 ± 0.24
bn090717111	3.08E-07 ± 2.59E-08	4.18 ± 0.80	3.19 ± 0.30	1.61 ± 0.13
bn090718720	3.32E-06 ± 4.42E-08	5.42 ± 1.34	2.58 ± 0.44	1.73 ± 0.20
bn090718762	2.50E-05 ± 1.19E-07	32.18 ± 1.33	30.80 ± 0.68	28.99 ± 0.33
bn090719063	4.68E-05 ± 1.58E-07	41.57 ± 1.61	39.10 ± 0.79	37.81 ± 0.39
bn090720276	3.22E-06 ± 2.95E-08	14.07 ± 1.45	11.28 ± 0.66	10.18 ± 0.31
bn090720710	1.42E-05 ± 2.37E-08	34.19 ± 1.53	29.83 ± 0.71	9.91 ± 0.24
bn090725838	2.36E-06 ± 4.69E-08	5.74 ± 1.13	4.80 ± 0.47	4.00 ± 0.24
bn090726218	5.22E-07 ± 2.06E-08	3.07 ± 0.93	1.98 ± 0.31	1.31 ± 0.20
bn090730608	3.18E-06 ± 7.55E-08	6.58 ± 0.88	5.63 ± 0.41	4.88 ± 0.19
bn090802235	1.14E-06 ± 3.58E-08	35.46 ± 1.75	21.08 ± 0.58	5.49 ± 0.20
bn090802666	2.77E-06 ± 6.80E-08	6.27 ± 1.05	6.27 ± 0.26	3.65 ± 0.19
bn090804940	1.44E-05 ± 1.86E-07	40.69 ± 1.68	38.27 ± 0.80	36.65 ± 0.41
bn090805622	5.79E-06 ± 4.96E-08	7.36 ± 1.62	5.87 ± 0.73	4.52 ± 0.36
bn090807832	1.34E-06 ± 2.54E-08	15.82 ± 1.31	13.76 ± 0.63	9.31 ± 0.28
bn090809978	2.16E-05 ± 1.28E-07	24.93 ± 1.16	23.81 ± 0.59	22.96 ± 0.29
bn090810659	9.89E-06 ± 8.75E-08	10.06 ± 1.65	8.40 ± 0.72	7.45 ± 0.33
bn090810781	5.15E-06 ± 5.73E-08	6.84 ± 1.00	4.38 ± 0.45	3.41 ± 0.20
bn090811696	1.05E-06 ± 2.24E-08	5.07 ± 1.11	3.46 ± 0.41	2.22 ± 0.20
bn090813174	3.33E-06 ± 4.15E-08	24.15 ± 1.10	19.30 ± 0.53	13.64 ± 0.25
bn090814368	8.90E-07 ± 6.06E-09	11.43 ± 0.63	8.96 ± 0.32	2.42 ± 0.12
bn090814950	1.60E-05 ± 3.87E-07	6.58 ± 0.96	5.04 ± 0.44	4.29 ± 0.21
bn090815300	1.43E-06 ± 4.44E-08	4.50 ± 1.47	2.67 ± 0.51	1.59 ± 0.26
bn090815438	4.89E-06 ± 1.60E-07	14.18 ± 1.17	11.80 ± 0.50	11.36 ± 0.28
bn090815946	2.88E-06 ± 2.76E-08	3.30 ± 1.01	2.14 ± 0.41	1.47 ± 0.19
bn090817036	4.61E-06 ± 1.07E-07	5.50 ± 1.28	4.51 ± 0.55	3.62 ± 0.30
bn090819607	2.72E-07 ± 1.95E-08	7.26 ± 0.70	4.37 ± 0.32	1.05 ± 0.13
bn090820027	1.54E-04 ± 1.84E-07	135.43 ± 2.98	129.48 ± 1.46	124.84 ± 0.72
bn090820509	1.34E-06 ± 3.81E-08	10.21 ± 0.82	8.77 ± 0.42	5.93 ± 0.21
bn090823133	2.54E-06 ± 4.98E-08	4.96 ± 1.30	3.13 ± 0.45	2.77 ± 0.21
bn090824918	3.65E-06 ± 7.51E-08	9.78 ± 2.61	5.18 ± 0.83	3.27 ± 0.30

Table 8—Continued

Trigger ID	Fluence (erg cm ⁻²)	PF64 (ph cm ⁻² s ⁻¹)	PF256 (ph cm ⁻² s ⁻¹)	PF1024 (ph cm ⁻² s ⁻¹)
bn090826068	8.48E-07 ± 4.09E-08	4.75 ± 0.69	3.34 ± 0.32	2.82 ± 0.16
bn090828099	2.37E-05 ± 1.86E-07	16.48 ± 1.20	15.36 ± 0.61	14.54 ± 0.30
bn090829672	7.66E-05 ± 1.58E-07	58.57 ± 1.35	52.24 ± 0.66	44.21 ± 0.32
bn090829702	4.81E-06 ± 5.60E-08	3.89 ± 0.78	3.23 ± 0.35	2.59 ± 0.15
bn090831317	9.44E-06 ± 7.31E-08	38.23 ± 1.56	21.56 ± 0.68	7.12 ± 0.26
bn090902401	1.67E-06 ± 4.29E-08	8.04 ± 1.16	6.23 ± 0.54	4.56 ± 0.26
bn090902462	2.22E-04 ± 3.17E-07	100.37 ± 1.92	88.58 ± 0.93	76.89 ± 0.44
bn090904058	2.17E-05 ± 2.21E-07	10.60 ± 1.87	8.70 ± 0.81	6.77 ± 0.41
bn090904581	1.64E-06 ± 2.83E-08	3.44 ± 1.05	2.13 ± 0.67	1.42 ± 0.24
bn090907017	4.54E-06 ± 8.71E-08	6.95 ± 1.49	3.59 ± 0.52	2.83 ± 0.23
bn090907808	1.05E-06 ± 2.35E-08	7.94 ± 0.91	6.99 ± 0.45	4.66 ± 0.21
bn090908314	3.85E-06 ± 9.40E-08	5.13 ± 1.10	3.92 ± 0.47	3.47 ± 0.23
bn090908341	2.60E-06 ± 1.59E-08	5.87 ± 0.71	3.28 ± 0.35	2.15 ± 0.16
bn090909487	5.73E-06 ± 1.97E-07	13.88 ± 4.43	7.85 ± 1.74	5.84 ± 0.80
bn090909854	1.57E-07 ± 2.23E-08	6.36 ± 1.18	3.45 ± 0.51	1.80 ± 0.22
bn090910812	1.87E-05 ± 2.12E-07	7.68 ± 1.61	7.15 ± 0.77	5.05 ± 0.35
bn090912660	1.04E-05 ± 1.73E-07	4.57 ± 0.92	2.74 ± 0.38	2.09 ± 0.17
bn090915650	2.99E-06 ± 4.43E-08	5.03 ± 1.04	3.58 ± 0.41	2.83 ± 0.20
bn090917661	1.08E-06 ± 3.80E-08	4.47 ± 1.27	3.36 ± 0.53	2.71 ± 0.25
bn090920035	3.74E-06 ± 3.78E-08	8.49 ± 3.02	5.92 ± 0.74	4.57 ± 0.33
bn090922539	1.10E-05 ± 4.98E-08	16.66 ± 1.00	16.18 ± 0.50	14.65 ± 0.24
bn090922605	4.51E-06 ± 1.03E-07	12.49 ± 3.09	10.21 ± 1.39	4.82 ± 0.64
bn090924625	5.55E-07 ± 3.00E-08	9.12 ± 0.82	5.17 ± 0.34	1.48 ± 0.15
bn090925389	8.91E-06 ± 3.13E-07	7.76 ± 1.53	5.82 ± 0.61	4.56 ± 0.25
bn090926181	1.47E-04 ± 3.41E-07	135.54 ± 2.01	106.69 ± 0.90	81.45 ± 0.37
bn090926914	1.08E-05 ± 1.49E-07	6.31 ± 1.00	5.33 ± 0.47	4.61 ± 0.22
bn090927422	3.03E-07 ± 1.83E-08	6.54 ± 1.09	5.42 ± 0.59	3.32 ± 0.24
bn090928646	1.95E-06 ± 6.99E-08	7.43 ± 2.47	5.88 ± 0.65	4.68 ± 0.30
bn090929190	8.18E-06 ± 9.54E-08	30.22 ± 1.98	25.96 ± 0.94	16.73 ± 0.41
bn091002685	3.37E-07 ± 1.49E-08	3.65 ± 0.62	3.28 ± 0.37	2.45 ± 0.17
bn091003191	2.33E-05 ± 7.77E-08	46.63 ± 2.21	41.55 ± 1.07	29.16 ± 0.50
bn091005679	1.41E-06 ± 7.18E-08	3.56 ± 0.73	3.04 ± 0.34	2.18 ± 0.14

Table 8—Continued

Trigger ID	Fluence (erg cm ⁻²)	PF64 (ph cm ⁻² s ⁻¹)	PF256 (ph cm ⁻² s ⁻¹)	PF1024 (ph cm ⁻² s ⁻¹)
bn091006360	1.14E-07 ± 1.65E-08	5.34 ± 1.24	4.87 ± 0.61	1.70 ± 0.21
bn091010113	9.96E-06 ± 5.87E-08	73.03 ± 1.87	66.14 ± 0.88	40.30 ± 0.39
bn091012783	2.12E-06 ± 4.40E-08	18.43 ± 1.99	13.95 ± 0.95	8.35 ± 0.40
bn091015129	1.59E-06 ± 5.54E-08	11.86 ± 4.10	9.88 ± 0.75	6.38 ± 0.59
bn091017861	4.50E-07 ± 1.37E-08	4.27 ± 1.33	3.89 ± 0.33	3.32 ± 0.26
bn091017985	2.15E-06 ± 3.28E-08	3.98 ± 1.51	3.39 ± 0.39	2.13 ± 0.22
bn091018957	1.81E-07 ± 2.85E-08	10.23 ± 2.68	6.68 ± 1.13	2.24 ± 0.42
bn091019750	9.06E-08 ± 6.16E-09	7.61 ± 0.69	2.37 ± 0.28	0.65 ± 0.13
bn091020900	8.35E-06 ± 1.50E-07	10.30 ± 1.27	7.84 ± 0.56	6.77 ± 0.27
bn091020977	1.07E-05 ± 6.11E-08	8.08 ± 0.72	7.06 ± 0.32	5.95 ± 0.15
bn091023021	5.34E-07 ± 2.23E-08	7.58 ± 1.57	5.45 ± 0.70	4.30 ± 0.31
bn091024372	8.56E-06 ± 6.01E-08	5.65 ± 1.16	5.11 ± 0.59	4.23 ± 0.33
bn091024380	2.55E-05 ± 4.80E-08	6.60 ± 1.42	4.35 ± 0.59	3.46 ± 0.26
bn091026485	5.67E-07 ± 2.44E-08	4.96 ± 0.96	3.88 ± 0.47	2.70 ± 0.21
bn091026550	1.38E-06 ± 7.20E-08	8.67 ± 2.40	5.51 ± 1.11	3.86 ± 0.49
bn091030613	4.48E-06 ± 4.24E-08	5.75 ± 0.92	4.40 ± 0.41	3.80 ± 0.20
bn091030828	2.96E-05 ± 2.02E-07	11.96 ± 0.92	10.92 ± 0.46	9.40 ± 0.22
bn091031500	1.53E-05 ± 8.65E-08	9.89 ± 0.88	8.39 ± 0.44	7.19 ± 0.22
bn091101143	7.84E-06 ± 7.88E-08	16.46 ± 1.26	13.99 ± 0.57	12.27 ± 0.28
bn091102607	1.88E-06 ± 1.07E-07	6.58 ± 0.91	3.89 ± 0.41	2.94 ± 0.20
bn091103912	5.60E-06 ± 1.09E-07	8.73 ± 0.96	7.72 ± 0.46	6.46 ± 0.22
bn091106762	1.83E-06 ± 7.75E-08	7.72 ± 1.60	4.46 ± 0.72	2.98 ± 0.33
bn091107635	9.33E-07 ± 4.04E-08	5.25 ± 1.11	4.43 ± 0.56	3.62 ± 0.25
bn091109895	2.02E-06 ± 4.19E-08	10.84 ± 1.31	9.42 ± 0.63	6.22 ± 0.29
bn091112737	9.90E-06 ± 8.86E-08	5.74 ± 0.86	5.09 ± 0.40	4.17 ± 0.19
bn091112928	4.57E-06 ± 4.55E-08	5.87 ± 0.87	3.66 ± 0.38	2.93 ± 0.17
bn091115177	1.54E-06 ± 5.85E-08	3.30 ± 0.97	2.09 ± 0.28	1.45 ± 0.17
bn091117080	3.68E-06 ± 4.23E-08	6.29 ± 1.96	3.40 ± 0.58	2.64 ± 0.32
bn091120191	2.85E-05 ± 4.09E-07	26.85 ± 1.18	25.04 ± 0.56	19.70 ± 0.26
bn091122163	1.10E-07 ± 3.41E-08	3.06 ± 1.03	2.68 ± 0.44	1.60 ± 0.22
bn091123081	2.13E-06 ± 8.84E-08	5.76 ± 1.48	4.93 ± 0.61	4.09 ± 0.33
bn091123298	6.40E-05 ± 3.68E-07	10.07 ± 1.19	8.89 ± 0.56	6.18 ± 0.25

Table 8—Continued

Trigger ID	Fluence (erg cm ⁻²)	PF64 (ph cm ⁻² s ⁻¹)	PF256 (ph cm ⁻² s ⁻¹)	PF1024 (ph cm ⁻² s ⁻¹)
bn091126333	3.54E-07 ± 3.56E-08	9.99 ± 0.92	7.49 ± 0.42	1.90 ± 0.16
bn091126389
bn091127976	2.07E-05 ± 3.70E-08	102.97 ± 2.21	97.54 ± 1.10	68.22 ± 0.47
bn091128285	4.04E-05 ± 4.45E-07	14.78 ± 1.26	11.86 ± 0.59	9.71 ± 0.27
bn091201089	9.43E-07 ± 2.09E-08	3.96 ± 0.65	2.09 ± 0.20	1.48 ± 0.11
bn091202072	1.67E-06 ± 3.31E-08	4.67 ± 0.86	3.46 ± 0.37	2.75 ± 0.18
bn091202219	6.80E-06 ± 1.51E-07	5.60 ± 0.89	3.98 ± 0.29	3.34 ± 0.18
bn091207333	5.37E-06 ± 1.15E-07	6.83 ± 0.89	4.30 ± 0.38	3.46 ± 0.18
bn091208410	6.19E-06 ± 1.90E-07	31.01 ± 1.43	27.96 ± 0.68	20.58 ± 0.32
bn091209001	1.00E-05 ± 1.92E-07	10.32 ± 2.21	7.07 ± 0.97	5.99 ± 0.44
bn091215234	9.87E-07 ± 1.23E-08	5.09 ± 1.42	4.14 ± 0.67	2.81 ± 0.30
bn091219462	8.53E-07 ± 2.59E-08	5.91 ± 1.16	5.21 ± 0.60	4.12 ± 0.27
bn091220442	5.83E-06 ± 4.50E-08	11.61 ± 1.07	9.92 ± 0.53	8.69 ± 0.25
bn091221870	8.94E-06 ± 2.21E-07	7.00 ± 0.73	5.49 ± 0.36	4.35 ± 0.16
bn091223191	2.79E-07 ± 4.18E-09	3.58 ± 0.61	3.17 ± 0.29	1.76 ± 0.14
bn091223511	8.69E-06 ± 5.50E-08	4.74 ± 0.81	3.08 ± 0.28	2.28 ± 0.15
bn091224373	3.44E-07 ± 1.39E-08	6.39 ± 0.87	3.47 ± 0.38	1.27 ± 0.15
bn091227294	6.89E-06 ± 1.10E-07	7.47 ± 0.89	5.11 ± 0.38	4.14 ± 0.19
bn091230260	1.95E-06 ± 4.24E-08	3.02 ± 0.91	1.40 ± 0.30	0.87 ± 0.14
bn091230712	2.58E-06 ± 8.68E-08	6.39 ± 1.22	3.54 ± 0.49	2.76 ± 0.23
bn091231206	9.76E-06 ± 2.10E-07	6.64 ± 0.98	4.38 ± 0.42	3.83 ± 0.19
bn091231540	7.09E-07 ± 2.75E-08	3.36 ± 1.11	2.56 ± 0.45	1.88 ± 0.23
bn100101028	1.19E-06 ± 5.51E-08	5.83 ± 1.91	3.46 ± 0.85	1.64 ± 0.30
bn100101988	1.87E-06 ± 8.05E-08	3.14 ± 0.43	2.81 ± 0.24	2.08 ± 0.12
bn100107074	1.68E-07 ± 2.13E-08	11.72 ± 1.49	3.11 ± 0.50	1.37 ± 0.23
bn100111176	1.15E-06 ± 2.17E-08	4.74 ± 0.91	4.04 ± 0.37	2.75 ± 0.16
bn100112418	1.05E-06 ± 1.10E-08	3.84 ± 1.22	3.16 ± 0.48	2.11 ± 0.22
bn100116897	3.34E-05 ± 1.63E-07	18.02 ± 0.95	16.48 ± 0.46	15.87 ± 0.23
bn100117879	4.23E-07 ± 6.93E-08	7.95 ± 0.86	5.76 ± 0.39	1.59 ± 0.13
bn100118100	1.44E-06 ± 1.08E-07	5.70 ± 0.97	4.00 ± 0.43	3.20 ± 0.17
bn100122616	1.20E-05 ± 1.61E-07	52.82 ± 1.98	47.69 ± 0.90	44.28 ± 0.44
bn100126460	1.03E-06 ± 5.76E-08	3.82 ± 0.82	3.16 ± 0.43	1.60 ± 0.17

Table 8—Continued

Trigger ID	Fluence (erg cm ⁻²)	PF64 (ph cm ⁻² s ⁻¹)	PF256 (ph cm ⁻² s ⁻¹)	PF1024 (ph cm ⁻² s ⁻¹)
bn100130729	8.57E-06 ± 9.33E-08	7.65 ± 0.87	6.15 ± 0.40	5.49 ± 0.20
bn100130777	1.39E-05 ± 1.71E-07	5.73 ± 0.88	4.47 ± 0.42	3.49 ± 0.20
bn100131730	7.34E-06 ± 7.61E-08	36.51 ± 2.35	31.19 ± 1.09	24.34 ± 0.51
bn100201588	1.07E-05 ± 6.07E-08	4.48 ± 0.84	3.81 ± 0.40	2.98 ± 0.18
bn100204024	1.03E-05 ± 1.55E-07	5.47 ± 0.69	4.75 ± 0.34	4.11 ± 0.17
bn100204566	3.78E-06 ± 4.67E-08	5.89 ± 1.26	4.21 ± 0.64	3.09 ± 0.26
bn100204858	3.15E-07 ± 2.63E-08	3.85 ± 0.86	2.74 ± 0.33	1.27 ± 0.15
bn100205490	1.36E-06 ± 2.91E-08	5.03 ± 1.00	3.61 ± 0.36	3.11 ± 0.18
bn100206563	8.69E-07 ± 1.88E-08	25.23 ± 0.98	11.30 ± 0.40	2.62 ± 0.14
bn100207665	2.08E-06 ± 3.73E-08	4.39 ± 1.00	3.16 ± 0.45	1.88 ± 0.18
bn100207721	4.34E-07 ± 2.27E-08	3.09 ± 0.73	1.71 ± 0.33	1.06 ± 0.15
bn100208386	1.81E-07 ± 1.45E-08	3.48 ± 0.80	2.37 ± 0.60	0.62 ± 0.22
bn100210101	2.11E-06 ± 2.99E-08	4.59 ± 0.86	3.55 ± 0.39	3.23 ± 0.17
bn100211440	1.52E-05 ± 1.67E-07	14.00 ± 1.71	12.15 ± 0.83	11.16 ± 0.39
bn100212550	3.60E-06 ± 9.21E-08	4.91 ± 0.53	4.60 ± 0.32	3.67 ± 0.16
bn100212588	3.46E-07 ± 1.61E-08	4.87 ± 0.98	3.55 ± 0.45	2.98 ± 0.21
bn100216422	3.88E-07 ± 1.46E-08	9.00 ± 1.20	4.87 ± 0.47	1.29 ± 0.19
bn100218194	2.64E-06 ± 9.87E-08	3.66 ± 0.86	2.28 ± 0.34	1.41 ± 0.14
bn100219026	3.48E-06 ± 6.97E-08	6.36 ± 1.21	3.29 ± 0.48	1.92 ± 0.22
bn100221368	1.83E-06 ± 3.13E-08	3.57 ± 0.73	2.54 ± 0.34	1.77 ± 0.14
bn100223110	1.50E-06 ± 1.13E-08	18.61 ± 1.90	11.22 ± 0.58	3.09 ± 0.20
bn100224112	1.07E-05 ± 3.69E-07	13.82 ± 1.26	12.44 ± 0.58	10.87 ± 0.30
bn100225115	5.85E-06 ± 8.18E-08	5.30 ± 0.62	4.37 ± 0.29	3.82 ± 0.15
bn100225249	5.96E-07 ± 5.95E-08	7.28 ± 2.37	2.91 ± 0.65	1.48 ± 0.37
bn100225580	6.40E-06 ± 1.10E-07	14.05 ± 0.87	13.36 ± 0.43	11.62 ± 0.21
bn100225703	1.61E-06 ± 4.00E-08	4.25 ± 0.66	3.18 ± 0.28	2.69 ± 0.14
bn100228544	2.77E-06 ± 5.05E-08	5.02 ± 0.77	2.78 ± 0.36	1.69 ± 0.16
bn100228873	6.91E-07 ± 1.76E-08	4.27 ± 0.85	3.00 ± 0.37	2.46 ± 0.17
bn100301068	2.84E-07 ± 1.35E-08	9.15 ± 1.05	4.62 ± 0.46	1.71 ± 0.20
bn100301223	2.40E-06 ± 6.07E-08	5.28 ± 0.86	4.36 ± 0.40	3.41 ± 0.19
bn100304004	6.31E-06 ± 1.41E-07	8.08 ± 1.61	5.37 ± 0.72	3.65 ± 0.31
bn100304534	4.90E-06 ± 1.59E-07	7.93 ± 1.28	5.12 ± 0.62	4.08 ± 0.28

Table 8—Continued

Trigger ID	Fluence (erg cm ⁻²)	PF64 (ph cm ⁻² s ⁻¹)	PF256 (ph cm ⁻² s ⁻¹)	PF1024 (ph cm ⁻² s ⁻¹)
bn100306199	5.68E-07 ± 2.24E-08	4.24 ± 1.21	1.76 ± 0.45	1.32 ± 0.20
bn100307928	1.54E-06 ± 2.23E-08	4.72 ± 0.86	3.60 ± 0.37	3.05 ± 0.18
bn100311518	2.57E-06 ± 9.86E-08	4.35 ± 0.84	3.36 ± 0.39	2.56 ± 0.18
bn100313288	4.40E-06 ± 7.60E-08	8.47 ± 0.95	6.70 ± 0.43	6.05 ± 0.21
bn100313509	2.54E-06 ± 3.99E-08	4.24 ± 1.24	3.16 ± 0.38	1.87 ± 0.21
bn100315361	2.58E-06 ± 4.35E-08	2.92 ± 1.02	1.69 ± 0.44	1.01 ± 0.17
bn100318611	1.90E-06 ± 1.97E-08	5.38 ± 1.03	3.42 ± 0.48	2.62 ± 0.22
bn100322045	5.71E-05 ± 2.13E-07	20.08 ± 1.65	18.98 ± 0.80	16.10 ± 0.38
bn100323542	2.04E-06 ± 1.27E-07	4.77 ± 1.01	3.87 ± 0.48	3.22 ± 0.22
bn100324172	4.28E-05 ± 1.72E-07	36.87 ± 1.30	34.25 ± 0.64	29.54 ± 0.30
bn100325246	1.33E-06 ± 1.74E-08	6.48 ± 0.99	5.24 ± 0.47	4.90 ± 0.24
bn100325275	3.35E-06 ± 4.17E-08	7.24 ± 1.19	5.86 ± 0.57	5.02 ± 0.26
bn100326294	3.82E-07 ± 5.86E-08	5.40 ± 0.96	3.80 ± 0.45	1.89 ± 0.20
bn100326402	1.18E-05 ± 2.71E-07	6.03 ± 1.03	4.48 ± 0.47	3.52 ± 0.21
bn100328141	1.01E-06 ± 2.35E-08	13.41 ± 0.76	10.09 ± 0.36	4.15 ± 0.14
bn100330309	4.30E-06 ± 5.30E-08	9.95 ± 1.35	7.86 ± 0.63	7.06 ± 0.29
bn100330856	6.20E-07 ± 1.27E-08	4.77 ± 0.73	3.17 ± 0.34	2.80 ± 0.17
bn100401297	1.90E-06 ± 2.76E-08	6.01 ± 1.11	4.89 ± 0.47	4.08 ± 0.21
bn100406758	1.12E-06 ± 3.29E-08	4.75 ± 0.70	3.66 ± 0.36	2.95 ± 0.18
bn100410356	8.29E-07 ± 3.78E-08	5.28 ± 1.57	3.70 ± 0.66	2.05 ± 0.32
bn100410740	6.21E-06 ± 3.11E-07	20.67 ± 3.88	13.23 ± 1.67	9.38 ± 0.72
bn100411516	2.14E-07 ± 2.03E-08	5.46 ± 0.94	2.59 ± 0.62	1.42 ± 0.22
bn100413732	1.05E-05 ± 8.40E-08	4.16 ± 0.91	2.87 ± 0.31	2.07 ± 0.17
bn100414097	8.85E-05 ± 1.86E-07	28.16 ± 1.05	25.61 ± 0.52	21.93 ± 0.24
bn100417166	3.31E-07 ± 4.54E-09	7.37 ± 0.87	4.09 ± 0.35	1.11 ± 0.13
bn100417789	1.36E-06 ± 4.93E-08	4.47 ± 1.01	2.18 ± 0.41	1.69 ± 0.20
bn100420008	4.31E-06 ± 3.66E-08	6.52 ± 0.68	5.49 ± 0.37	4.27 ± 0.18
bn100421917	6.69E-06 ± 2.01E-07	5.28 ± 0.99	4.20 ± 0.44	2.97 ± 0.19
bn100423244	7.92E-06 ± 1.21E-07	5.38 ± 0.76	3.99 ± 0.32	3.35 ± 0.15
bn100424729	7.41E-06 ± 5.66E-08	5.16 ± 2.00	3.93 ± 0.62	2.75 ± 0.29
bn100424876	1.49E-05 ± 1.72E-07	6.59 ± 0.81	5.22 ± 0.37	4.53 ± 0.18
bn100427356	2.28E-06 ± 6.03E-08	6.09 ± 0.89	4.77 ± 0.40	3.82 ± 0.19

Table 8—Continued

Trigger ID	Fluence (erg cm ⁻²)	PF64 (ph cm ⁻² s ⁻¹)	PF256 (ph cm ⁻² s ⁻¹)	PF1024 (ph cm ⁻² s ⁻¹)
bn100429999	2.78E-06 ± 4.31E-08	4.22 ± 0.72	2.79 ± 0.33	2.40 ± 0.16
bn100502356	1.56E-05 ± 2.08E-07	7.35 ± 0.84	6.24 ± 0.42	5.18 ± 0.20
bn100503554	1.73E-05 ± 4.10E-07	9.34 ± 0.75	7.75 ± 0.37	5.87 ± 0.18
bn100504806	2.33E-06 ± 1.26E-07	6.46 ± 2.31	4.44 ± 0.60	3.30 ± 0.36
bn100506653	2.42E-06 ± 5.33E-08	3.85 ± 0.84	3.40 ± 0.35	2.55 ± 0.18
bn100507577	9.97E-06 ± 1.15E-07	4.75 ± 0.95	3.55 ± 0.39	3.29 ± 0.20
bn100510810	3.72E-06 ± 5.08E-08	6.70 ± 1.21	6.23 ± 0.43	4.32 ± 0.22
bn100511035	3.00E-05 ± 1.03E-07	24.87 ± 1.01	21.75 ± 0.51	14.46 ± 0.23
bn100513879	3.71E-06 ± 5.18E-08	9.68 ± 0.99	8.56 ± 0.46	7.14 ± 0.22
bn100515467	6.11E-06 ± 5.08E-08	19.34 ± 1.00	17.98 ± 0.49	16.23 ± 0.24
bn100516369	1.88E-07 ± 1.28E-08	5.09 ± 1.06	3.20 ± 0.47	1.60 ± 0.20
bn100516396	1.84E-07 ± 1.87E-08	3.54 ± 0.47	2.25 ± 0.25	1.14 ± 0.12
bn100517072	6.59E-06 ± 1.74E-08	18.68 ± 1.19	16.09 ± 0.55	13.75 ± 0.26
bn100517132	1.27E-06 ± 4.62E-08	3.83 ± 0.87	2.38 ± 0.35	1.95 ± 0.15
bn100517154	2.79E-06 ± 3.27E-08	14.45 ± 1.58	11.64 ± 0.76	9.12 ± 0.37
bn100517243	2.69E-06 ± 4.27E-08	5.59 ± 0.85	5.34 ± 0.47	4.65 ± 0.22
bn100517639	2.91E-06 ± 1.29E-07	11.22 ± 1.24	9.83 ± 0.61	7.64 ± 0.30
bn100519204	2.07E-05 ± 2.27E-07	8.81 ± 0.84	7.28 ± 0.41	6.66 ± 0.19
bn100522157	3.86E-06 ± 4.07E-08	15.02 ± 0.95	13.44 ± 0.54	11.06 ± 0.25
bn100525744	6.44E-07 ± 9.48E-08	8.74 ± 0.96	5.31 ± 0.44	2.52 ± 0.19
bn100527795	1.39E-05 ± 4.47E-08	8.61 ± 1.47	7.39 ± 0.67	6.49 ± 0.31
bn100528075	2.71E-05 ± 5.05E-08	17.32 ± 1.01	15.57 ± 0.52	14.77 ± 0.25
bn100530737	4.82E-07 ± 2.11E-08	4.75 ± 0.77	2.68 ± 0.34	2.07 ± 0.16
bn100604287	5.51E-06 ± 4.22E-08	10.20 ± 1.19	8.09 ± 0.58	7.48 ± 0.27
bn100605774	7.57E-07 ± 2.17E-08	3.56 ± 0.95	2.84 ± 0.39	1.94 ± 0.21
bn100608382	1.70E-06 ± 2.05E-08	4.35 ± 1.14	2.93 ± 0.42	2.29 ± 0.19
bn100609783	1.74E-05 ± 6.07E-07	5.06 ± 0.88	3.53 ± 0.40	3.14 ± 0.19
bn100612545	2.24E-06 ± 3.41E-08	12.32 ± 1.03	9.29 ± 0.45	5.80 ± 0.20
bn100612726	1.36E-05 ± 3.60E-07	28.42 ± 1.26	26.83 ± 0.59	26.08 ± 0.29
bn100614498	1.96E-05 ± 3.26E-07	5.93 ± 0.80	6.44 ± 0.37	5.46 ± 0.16
bn100615083	8.72E-06 ± 8.20E-08	10.12 ± 0.96	9.45 ± 0.46	8.33 ± 0.22
bn100616773	2.76E-07 ± 1.73E-08	8.43 ± 1.34	5.27 ± 0.61	2.03 ± 0.26

Table 8—Continued

Trigger ID	Fluence (erg cm ⁻²)	PF64 (ph cm ⁻² s ⁻¹)	PF256 (ph cm ⁻² s ⁻¹)	PF1024 (ph cm ⁻² s ⁻¹)
bn100619015	1.13E-05 ± 7.39E-08	13.06 ± 1.56	9.51 ± 0.72	7.40 ± 0.30
bn100620119	3.72E-06 ± 8.43E-08	5.44 ± 1.50	3.88 ± 0.47	2.85 ± 0.20
bn100621452	7.67E-06 ± 2.90E-07	4.66 ± 0.83	3.53 ± 0.37	3.14 ± 0.18
bn100621529	1.37E-07 ± 4.52E-09	2.87 ± 0.64	1.52 ± 0.29	1.12 ± 0.14
bn100625773	1.10E-06 ± 6.40E-08	16.54 ± 1.60	15.42 ± 0.84	4.90 ± 0.31
bn100625891	1.40E-06 ± 1.46E-08	3.00 ± 1.16	2.54 ± 0.39	1.71 ± 0.20
bn100629801	1.15E-06 ± 1.05E-07	18.79 ± 1.80	16.54 ± 0.87	8.76 ± 0.40
bn100701490	2.60E-05 ± 4.26E-08	61.92 ± 1.93	35.45 ± 0.74	22.92 ± 0.31
bn100704149	1.04E-05 ± 1.12E-07	9.24 ± 0.89	7.85 ± 0.43	7.01 ± 0.20
bn100706693	1.32E-07 ± 6.86E-09	3.84 ± 0.69	2.53 ± 0.35	0.52 ± 0.17
bn100707032	8.77E-05 ± 1.56E-07	54.94 ± 1.66	52.27 ± 0.84	48.32 ± 0.42
bn100709602	8.08E-06 ± 7.53E-08	5.78 ± 1.06	4.56 ± 0.48	3.75 ± 0.24
bn100713980	3.05E-06 ± 1.70E-08	6.12 ± 1.17	5.13 ± 0.58	4.12 ± 0.26
bn100714672	3.25E-06 ± 9.59E-08	9.52 ± 2.74	8.38 ± 1.27	4.28 ± 0.57
bn100714686	1.56E-06 ± 3.63E-08	22.04 ± 2.34	17.40 ± 1.10	9.13 ± 0.45
bn100715477	2.55E-06 ± 1.36E-07	4.33 ± 0.72	3.22 ± 0.28	2.14 ± 0.12
bn100717372	4.26E-07 ± 2.68E-08	7.57 ± 1.36	5.09 ± 0.67	3.49 ± 0.28
bn100717446	3.33E-07 ± 1.44E-08	5.56 ± 1.03	3.78 ± 0.45	2.61 ± 0.21
bn100718160	2.75E-06 ± 5.24E-08	6.69 ± 1.07	5.87 ± 0.51	4.05 ± 0.22
bn100718796	2.53E-06 ± 3.98E-08	4.19 ± 1.14	3.36 ± 0.47	2.44 ± 0.23
bn100719311	3.87E-07 ± 3.66E-08	3.88 ± 0.83	2.56 ± 0.42	1.90 ± 0.20
bn100719825	2.74E-07 ± 2.49E-08	4.57 ± 1.45	3.74 ± 0.57	2.18 ± 0.26
bn100719989	5.19E-05 ± 6.54E-07	81.99 ± 2.26	76.71 ± 1.09	54.00 ± 0.49
bn100722096	8.31E-06 ± 3.92E-08	43.81 ± 2.02	37.72 ± 0.95	24.89 ± 0.44
bn100722291	1.04E-07 ± 2.50E-08	7.40 ± 2.09	4.38 ± 0.99	1.73 ± 0.44
bn100724029	2.17E-04 ± 5.68E-07	27.07 ± 1.25	25.47 ± 0.64	23.79 ± 0.32
bn100725475	4.69E-06 ± 2.30E-07	7.87 ± 2.18	4.80 ± 0.66	3.61 ± 0.31
bn100727238	1.06E-06 ± 2.23E-08	3.72 ± 1.13	2.84 ± 0.45	1.71 ± 0.23
bn100728095	1.28E-04 ± 5.76E-07	13.03 ± 1.20	12.12 ± 0.59	10.55 ± 0.28
bn100728439	3.34E-06 ± 6.47E-08	8.42 ± 1.27	7.59 ± 0.57	6.15 ± 0.27
bn100730463	6.06E-06 ± 1.49E-07	3.90 ± 0.81	2.59 ± 0.32	2.23 ± 0.15
bn100802240	1.20E-06 ± 3.23E-08	2.91 ± 0.94	2.14 ± 0.39	1.38 ± 0.17

Table 8—Continued

Trigger ID	Fluence (erg cm ⁻²)	PF64 (ph cm ⁻² s ⁻¹)	PF256 (ph cm ⁻² s ⁻¹)	PF1024 (ph cm ⁻² s ⁻¹)
bn100804104	1.07E-05 ± 2.05E-07	19.16 ± 1.20	17.83 ± 0.58	16.60 ± 0.29
bn100805300	2.04E-07 ± 7.35E-08	21.48 ± 3.62	5.65 ± 1.21	1.70 ± 0.53
bn100805845	1.06E-05 ± 1.69E-07	7.57 ± 0.89	6.84 ± 0.40	6.13 ± 0.19
bn100810049	3.94E-07 ± 4.60E-08	4.46 ± 1.06	3.85 ± 0.48	3.08 ± 0.20
bn100811108	2.93E-06 ± 1.88E-08	19.03 ± 1.00	14.76 ± 0.47	5.86 ± 0.18
bn100811781	4.68E-06 ± 7.63E-08	7.23 ± 1.51	5.71 ± 0.68	3.91 ± 0.30
bn100814160	1.49E-05 ± 9.47E-08	6.94 ± 1.41	5.04 ± 0.56	4.60 ± 0.28
bn100814351	4.15E-06 ± 4.08E-08	13.21 ± 1.56	11.56 ± 0.77	10.38 ± 0.37
bn100816009	2.53E-05 ± 2.34E-07	12.27 ± 1.71	9.17 ± 0.68	7.42 ± 0.36
bn100816026	3.65E-06 ± 5.31E-08	19.88 ± 1.08	17.78 ± 0.52	15.59 ± 0.25
bn100819498	3.32E-06 ± 1.06E-07	5.05 ± 0.89	3.20 ± 0.38	2.49 ± 0.18
bn100820373	2.99E-06 ± 5.62E-08	19.87 ± 1.49	17.90 ± 0.76	14.65 ± 0.36
bn100825287	1.38E-06 ± 2.97E-08	14.24 ± 1.78	12.85 ± 0.80	10.13 ± 0.40
bn100826957	1.64E-04 ± 9.71E-08	37.33 ± 1.71	33.19 ± 0.81	29.58 ± 0.40
bn100827455	1.03E-06 ± 2.24E-08	19.12 ± 1.24	8.86 ± 0.51	3.14 ± 0.20
bn100829374	7.29E-06 ± 4.81E-08	8.10 ± 1.31	7.41 ± 0.46	6.43 ± 0.30
bn100829876	1.50E-05 ± 7.20E-08	82.08 ± 2.33	68.67 ± 1.08	45.05 ± 0.46
bn100831651	2.93E-06 ± 1.14E-07	5.42 ± 2.24	3.76 ± 0.80	2.60 ± 0.38
bn100902990	2.11E-06 ± 4.14E-08	5.78 ± 1.31	3.26 ± 0.46	2.70 ± 0.24
bn100905907	1.85E-06 ± 2.04E-08	4.95 ± 1.18	3.93 ± 0.63	3.15 ± 0.27
bn100906576	2.33E-05 ± 5.79E-08	19.42 ± 1.85	18.13 ± 0.88	14.49 ± 0.42
bn100907751	7.33E-07 ± 5.55E-08	4.92 ± 1.04	4.05 ± 0.57	3.41 ± 0.26
bn100910818	1.34E-05 ± 4.74E-08	33.32 ± 1.51	31.39 ± 0.73	23.22 ± 0.34
bn100911816	8.68E-07 ± 3.63E-08	5.42 ± 0.93	3.14 ± 0.40	2.50 ± 0.19
bn100915243	4.75E-07 ± 2.80E-08	5.03 ± 1.70	2.78 ± 0.73	1.84 ± 0.32
bn100916779	1.78E-06 ± 1.38E-07	21.34 ± 2.97	14.72 ± 1.33	4.97 ± 0.46
bn100918863	8.92E-05 ± 2.29E-06	10.94 ± 0.79	9.48 ± 0.37	8.72 ± 0.18
bn100919884	5.76E-06 ± 8.61E-08	5.39 ± 0.71	4.36 ± 0.23	3.97 ± 0.16
bn100922625	4.25E-07 ± 1.22E-08	2.55 ± 1.03	1.96 ± 0.43	1.47 ± 0.22
bn100923844	3.92E-06 ± 5.12E-08	8.19 ± 1.38	7.29 ± 0.63	6.61 ± 0.31
bn100924165	3.33E-06 ± 3.80E-08	9.75 ± 0.74	9.20 ± 0.38	7.32 ± 0.18
bn100926595	6.97E-06 ± 1.59E-08	11.12 ± 1.72	9.52 ± 0.82	8.44 ± 0.37

Table 8—Continued

Trigger ID	Fluence (erg cm ⁻²)	PF64 (ph cm ⁻² s ⁻¹)	PF256 (ph cm ⁻² s ⁻¹)	PF1024 (ph cm ⁻² s ⁻¹)
bn100926694	1.37E-06 ± 3.29E-08	3.66 ± 0.98	2.42 ± 0.20	1.68 ± 0.17
bn100929235	4.95E-07 ± 1.74E-08	2.72 ± 0.70	1.86 ± 0.31	1.44 ± 0.18
bn100929315	3.25E-07 ± 1.97E-08	5.30 ± 1.66	3.59 ± 0.66	2.47 ± 0.28
bn100929916	7.61E-07 ± 2.20E-08	16.15 ± 1.77	9.20 ± 0.76	3.64 ± 0.32
bn101002279	4.40E-07 ± 3.32E-08	2.87 ± 0.93	2.16 ± 0.41	1.37 ± 0.21
bn101003244	2.23E-06 ± 3.27E-08	8.43 ± 1.32	7.57 ± 0.57	6.33 ± 0.26
bn101004426	9.03E-06 ± 1.02E-07	6.09 ± 1.86	4.08 ± 0.75	3.10 ± 0.42
bn101008697	1.35E-06 ± 4.34E-08	5.51 ± 1.29	4.31 ± 0.59	2.66 ± 0.26
bn101010190	1.55E-06 ± 6.00E-08	3.98 ± 1.02	3.01 ± 0.48	1.93 ± 0.20
bn101011707	2.71E-06 ± 9.10E-08	7.12 ± 3.00	4.95 ± 0.63	2.77 ± 0.43
bn101013412	6.41E-06 ± 7.61E-08	12.30 ± 0.98	10.79 ± 0.47	7.78 ± 0.22
bn101014175	2.01E-04 ± 4.27E-07	71.22 ± 1.79	69.29 ± 0.76	58.96 ± 0.42
bn101015558	3.74E-05 ± 2.44E-07	4.83 ± 0.75	3.60 ± 0.34	2.92 ± 0.16
bn101016243	2.44E-06 ± 1.49E-08	14.41 ± 1.29	14.04 ± 0.64	11.58 ± 0.32
bn101017619	1.78E-06 ± 1.81E-08	3.00 ± 0.80	2.49 ± 0.20	1.26 ± 0.18
bn101021009	2.23E-05 ± 5.39E-07	14.94 ± 2.47	11.84 ± 0.75	10.12 ± 0.45
bn101021063	2.93E-07 ± 2.06E-08	4.03 ± 0.97	3.11 ± 0.48	1.99 ± 0.23
bn101023951	6.37E-05 ± 5.10E-07	41.16 ± 2.11	38.48 ± 1.03	36.74 ± 0.51
bn101024486	3.33E-06 ± 1.32E-07	16.86 ± 4.56	12.28 ± 1.95	8.27 ± 0.79
bn101025146	2.79E-07 ± 1.56E-08	2.46 ± 0.88	1.82 ± 0.37	1.24 ± 0.20
bn101026034	9.30E-07 ± 2.26E-08	13.99 ± 1.75	10.19 ± 0.58	2.85 ± 0.26
bn101027230	1.44E-07 ± 8.75E-09	5.49 ± 1.13	2.77 ± 0.40	0.61 ± 0.20
bn101030664	5.12E-06 ± 3.86E-08	5.47 ± 1.42	2.89 ± 0.56	2.01 ± 0.24
bn101031625	2.22E-07 ± 2.91E-08	9.82 ± 1.47	7.57 ± 0.67	2.69 ± 0.26
bn101101744	6.50E-07 ± 2.28E-08	9.94 ± 1.43	9.57 ± 0.72	7.87 ± 0.30
bn101101899	2.60E-06 ± 2.72E-08	4.48 ± 1.29	2.82 ± 0.52	2.07 ± 0.26
bn101102840	1.72E-06 ± 3.28E-08	4.68 ± 1.05	2.51 ± 0.44	1.64 ± 0.20
bn101104810	8.93E-07 ± 2.54E-08	5.16 ± 0.98	4.02 ± 0.37	3.01 ± 0.21
bn101107011	7.26E-06 ± 2.42E-07	5.46 ± 1.42	4.12 ± 0.29	3.50 ± 0.23
bn101112924	2.26E-06 ± 7.71E-08	9.82 ± 1.73	9.01 ± 0.87	7.89 ± 0.40
bn101112984	8.57E-06 ± 9.74E-08	4.76 ± 1.25	4.12 ± 0.40	2.02 ± 0.22
bn101113483	3.06E-06 ± 2.93E-08	10.58 ± 13.08	6.27 ± 0.83	5.39 ± 0.44

Table 8—Continued

Trigger ID	Fluence (erg cm ⁻²)	PF64 (ph cm ⁻² s ⁻¹)	PF256 (ph cm ⁻² s ⁻¹)	PF1024 (ph cm ⁻² s ⁻¹)
bn101116481	3.04E-07 ± 6.39E-08	5.76 ± 1.28	4.26 ± 0.72	1.96 ± 0.30
bn101117496	8.24E-06 ± 7.69E-08	5.23 ± 1.24	4.13 ± 0.58	3.17 ± 0.26
bn101119685	1.69E-07 ± 1.59E-08	4.34 ± 1.69	3.71 ± 0.61	2.15 ± 0.28
bn101123952	1.13E-04 ± 8.62E-08	50.27 ± 2.43	46.43 ± 1.21	40.25 ± 0.58
bn101126198	3.10E-05 ± 1.45E-07	24.59 ± 1.12	22.46 ± 0.52	21.58 ± 0.25
bn101127093	6.96E-07 ± 1.73E-08	3.12 ± 1.02	1.87 ± 0.41	1.26 ± 0.22
bn101127102	3.09E-06 ± 2.83E-08	3.67 ± 1.05	2.71 ± 0.49	1.98 ± 0.21
bn101128322	8.36E-07 ± 1.52E-08	3.99 ± 1.18	2.86 ± 0.42	2.17 ± 0.21
bn101129652	8.63E-07 ± 4.43E-08	10.61 ± 1.36	8.66 ± 0.56	3.47 ± 0.23
bn101129726	8.08E-07 ± 2.61E-08	14.12 ± 1.31	10.54 ± 0.60	5.15 ± 0.26
bn101130074	2.34E-07 ± 5.06E-08	3.37 ± 1.37	1.84 ± 0.54	1.04 ± 0.27
bn101201418	2.37E-05 ± 9.90E-08	8.72 ± 1.34	7.85 ± 0.58	6.95 ± 0.31
bn101202154	1.41E-06 ± 7.96E-08	11.13 ± 2.96	6.76 ± 1.38	4.06 ± 0.66
bn101204343	2.82E-07 ± 1.49E-08	6.57 ± 0.95	3.67 ± 0.37	0.85 ± 0.18
bn101205309	3.90E-07 ± 3.80E-08	3.27 ± 1.09	2.12 ± 0.45	1.35 ± 0.23
bn101206036	5.84E-06 ± 8.19E-08	5.12 ± 0.87	4.80 ± 0.46	4.14 ± 0.22
bn101207536	6.65E-06 ± 7.18E-08	7.79 ± 1.18	6.50 ± 0.56	3.62 ± 0.22
bn101208203	3.10E-07 ± 1.59E-08	4.62 ± 1.00	4.12 ± 0.46	1.59 ± 0.24
bn101208498	3.84E-06 ± 5.31E-08	48.87 ± 2.38	47.54 ± 1.18	31.96 ± 0.55
bn101211485	1.63E-06 ± 4.53E-08	5.45 ± 1.14	3.98 ± 0.45	3.48 ± 0.23
bn101213451	7.40E-06 ± 1.05E-07	7.82 ± 2.04	7.05 ± 0.66	4.53 ± 0.40
bn101213849	1.35E-06 ± 2.04E-08	8.64 ± 1.16	6.94 ± 0.57	5.77 ± 0.28
bn101214748	2.37E-07 ± 3.01E-08	7.41 ± 1.38	5.72 ± 0.47	1.92 ± 0.26
bn101214993	1.09E-06 ± 3.76E-08	3.70 ± 1.15	3.55 ± 0.37	2.87 ± 0.23
bn101216721	3.04E-06 ± 6.78E-08	25.08 ± 1.84	24.07 ± 0.88	18.75 ± 0.42
bn101219686	3.99E-06 ± 4.89E-08	3.16 ± 0.84	2.60 ± 0.35	2.00 ± 0.18
bn101220576	9.60E-06 ± 9.41E-08	7.32 ± 1.80	5.01 ± 0.78	3.46 ± 0.34
bn101220864	5.29E-06 ± 9.03E-08	7.69 ± 0.87	6.56 ± 0.39	6.06 ± 0.20
bn101223834	2.46E-06 ± 4.54E-08	3.82 ± 1.20	2.98 ± 0.74	1.73 ± 0.29
bn101224227	1.91E-07 ± 2.69E-08	6.71 ± 1.04	4.83 ± 0.59	1.31 ± 0.21
bn101224578	3.89E-06 ± 2.23E-08	6.75 ± 0.99	6.53 ± 0.34	5.33 ± 0.20
bn101224614	2.61E-06 ± 5.76E-08	6.35 ± 1.41	4.54 ± 0.51	3.11 ± 0.25

Table 8—Continued

Trigger ID	Fluence (erg cm ⁻²)	PF64 (ph cm ⁻² s ⁻¹)	PF256 (ph cm ⁻² s ⁻¹)	PF1024 (ph cm ⁻² s ⁻¹)
bn101224998	1.36E-06 ± 2.60E-08	3.85 ± 0.98	3.37 ± 0.53	2.30 ± 0.23
bn101225377	2.02E-05 ± 2.96E-07	10.64 ± 1.42	7.97 ± 0.66	7.44 ± 0.33
bn101227195	3.43E-06 ± 9.02E-08	7.69 ± 1.88	5.76 ± 0.74	4.16 ± 0.39
bn101227406	1.38E-05 ± 9.30E-08	8.71 ± 1.40	7.65 ± 0.69	7.03 ± 0.34
bn101227536	6.44E-06 ± 3.68E-08	9.70 ± 1.01	8.10 ± 0.51	4.93 ± 0.22
bn101231067	1.68E-05 ± 1.18E-07	22.39 ± 1.87	19.38 ± 0.86	15.02 ± 0.40
bn110101202	2.50E-07 ± 2.82E-08	3.95 ± 1.03	3.23 ± 0.53	1.84 ± 0.24
bn110101506	6.63E-06 ± 7.23E-08	4.05 ± 1.09	2.73 ± 0.63	1.95 ± 0.23
bn110102788	3.72E-05 ± 2.05E-07	19.00 ± 1.44	17.63 ± 0.72	14.07 ± 0.35
bn110105877	2.09E-05 ± 1.05E-07	10.20 ± 1.39	9.36 ± 0.68	7.64 ± 0.32
bn110106893	4.11E-06 ± 5.62E-08	4.75 ± 1.22	3.24 ± 0.56	2.77 ± 0.27
bn110107886	1.32E-05 ± 1.24E-07	5.07 ± 0.99	4.10 ± 0.48	3.00 ± 0.21
bn110108977	2.51E-06 ± 5.58E-08	4.30 ± 1.45	2.93 ± 0.70	1.89 ± 0.31
bn110112934	4.05E-07 ± 2.72E-08	8.22 ± 1.23	6.05 ± 0.60	2.29 ± 0.23
bn110117364	2.56E-06 ± 1.07E-07	6.21 ± 2.04	2.40 ± 0.69	1.42 ± 0.32
bn110117626	3.03E-06 ± 1.91E-08	4.49 ± 1.18	3.60 ± 0.47	2.41 ± 0.23
bn110118857	2.97E-06 ± 4.35E-08	11.25 ± 1.48	10.64 ± 0.73	8.41 ± 0.34
bn110119931	1.01E-05 ± 4.56E-08	6.34 ± 1.28	5.25 ± 0.59	3.93 ± 0.28
bn110120666	1.79E-05 ± 2.31E-07	14.85 ± 1.33	11.56 ± 0.62	10.43 ± 0.30
bn110123804	1.90E-05 ± 5.99E-08	11.15 ± 1.21	9.29 ± 0.54	8.46 ± 0.26
bn110124784	1.59E-07 ± 1.36E-08	3.79 ± 1.23	1.59 ± 0.44	1.03 ± 0.20
bn110125894	8.63E-07 ± 3.67E-08	7.01 ± 1.30	6.09 ± 0.45	5.25 ± 0.27
bn110128073	1.42E-06 ± 1.04E-07	2.83 ± 1.05	2.31 ± 0.40	1.55 ± 0.19
bn110130230	2.90E-06 ± 4.24E-08	4.14 ± 1.14	3.03 ± 0.46	1.93 ± 0.22
bn110131780	5.75E-08 ± 1.52E-08	4.39 ± 1.26	3.07 ± 0.51	1.13 ± 0.23
bn110201399	3.15E-06 ± 1.65E-07	6.56 ± 1.85	4.35 ± 0.92	3.47 ± 0.44
bn110204179	3.10E-06 ± 6.58E-08	5.28 ± 1.42	4.13 ± 0.57	3.55 ± 0.27
bn110205027	1.95E-07 ± 3.61E-08	4.15 ± 1.43	2.76 ± 0.68	1.31 ± 0.31
bn110205588	4.21E-06 ± 8.33E-08	8.57 ± 3.91	5.37 ± 1.07	3.71 ± 0.48
bn110206202	7.90E-07 ± 3.97E-08	5.15 ± 1.60	3.51 ± 0.63	2.16 ± 0.29
bn110207470	2.49E-06 ± 3.75E-08	8.77 ± 1.19	5.15 ± 0.52	2.05 ± 0.21
bn110207959	3.42E-07 ± 5.48E-08	4.71 ± 1.54	3.30 ± 0.58	2.31 ± 0.28

Table 8—Continued

Trigger ID	Fluence (erg cm ⁻²)	PF64 (ph cm ⁻² s ⁻¹)	PF256 (ph cm ⁻² s ⁻¹)	PF1024 (ph cm ⁻² s ⁻¹)
bn110209165	6.73E-07 ± 3.02E-08	3.96 ± 1.39	3.19 ± 0.63	2.18 ± 0.27
bn110212550	6.35E-07 ± 1.23E-08	17.34 ± 1.15	9.13 ± 0.47	2.50 ± 0.19
bn110213220	9.37E-06 ± 5.16E-08	21.63 ± 2.32	19.63 ± 1.12	17.76 ± 0.54
bn110213876	3.27E-08 ± 1.53E-08	4.61 ± 0.87	2.75 ± 0.66	0.86 ± 0.23
bn110217591	1.42E-06 ± 4.50E-08	3.23 ± 1.24	3.23 ± 0.31	1.15 ± 0.18
bn110220761	2.11E-06 ± 2.62E-08	4.74 ± 1.02	4.04 ± 0.52	3.46 ± 0.22
bn110221244	2.25E-06 ± 3.36E-08	5.65 ± 1.24	4.26 ± 0.54	4.02 ± 0.25
bn110226989	1.90E-06 ± 2.50E-08	4.05 ± 1.19	3.52 ± 0.38	2.46 ± 0.21
bn110227009	1.64E-07 ± 1.01E-08	3.69 ± 0.94	2.85 ± 0.46	1.78 ± 0.22
bn110227229	2.40E-06 ± 3.17E-08	6.42 ± 1.30	5.29 ± 0.61	4.50 ± 0.31
bn110227420	2.42E-06 ± 8.41E-08	5.42 ± 1.13	3.85 ± 0.57	3.50 ± 0.27
bn110228011	5.14E-06 ± 4.99E-08	8.31 ± 1.81	7.12 ± 0.69	5.60 ± 0.33
bn110228792	9.60E-07 ± 2.38E-08	3.72 ± 1.21	2.08 ± 0.49	1.25 ± 0.21
bn110301214	3.59E-05 ± 3.07E-08	130.23 ± 3.85	119.83 ± 1.87	100.73 ± 0.88
bn110302043	3.73E-06 ± 6.04E-08	8.32 ± 1.42	7.08 ± 0.59	6.29 ± 0.29
bn110304071	3.46E-06 ± 8.33E-08	6.73 ± 1.39	6.06 ± 0.70	5.43 ± 0.35
bn110307972	5.75E-07 ± 4.34E-08	5.88 ± 0.98	4.05 ± 0.41	2.32 ± 0.19
bn110311812	1.12E-06 ± 3.22E-08	5.53 ± 1.23	3.91 ± 0.48	3.46 ± 0.26
bn110316139	1.15E-07 ± 3.32E-08	5.16 ± 1.27	3.65 ± 0.49	1.33 ± 0.21
bn110318552	8.15E-06 ± 7.84E-08	13.86 ± 1.17	11.97 ± 0.57	11.02 ± 0.29
bn110319628	1.56E-06 ± 3.05E-08	4.00 ± 1.30	3.03 ± 0.55	2.67 ± 0.24
bn110319815	2.49E-06 ± 8.53E-08	8.12 ± 2.41	5.17 ± 1.01	3.54 ± 0.46
bn110321346	1.12E-06 ± 4.40E-08	2.50 ± 0.82	1.96 ± 0.27	1.47 ± 0.16
bn110322558	3.56E-06 ± 3.47E-08	4.62 ± 0.98	3.41 ± 0.48	2.60 ± 0.22
bn110328520	1.90E-05 ± 8.51E-08	7.51 ± 1.33	6.35 ± 0.51	5.73 ± 0.26
bn110331604	2.64E-07 ± 2.79E-08	4.01 ± 1.30	2.87 ± 0.52	2.20 ± 0.25
bn110401920	1.57E-06 ± 6.43E-08	10.81 ± 1.37	7.41 ± 0.64	3.53 ± 0.25
bn110402009	1.08E-05 ± 1.63E-07	27.83 ± 2.37	15.24 ± 1.05	7.81 ± 0.47
bn110407998	2.64E-05 ± 7.16E-08	22.20 ± 1.25	20.83 ± 0.63	18.13 ± 0.31
bn110409179	3.28E-07 ± 1.06E-08	9.65 ± 0.96	5.46 ± 0.45	1.20 ± 0.19
bn110410133	6.41E-06 ± 1.84E-08	4.71 ± 1.03	4.20 ± 0.34	3.08 ± 0.22
bn110410772	9.52E-07 ± 3.03E-08	5.43 ± 1.17	4.56 ± 0.40	3.23 ± 0.21

Table 8—Continued

Trigger ID	Fluence (erg cm ⁻²)	PF64 (ph cm ⁻² s ⁻¹)	PF256 (ph cm ⁻² s ⁻¹)	PF1024 (ph cm ⁻² s ⁻¹)
bn110411629	3.58E-06 ± 6.88E-08	7.82 ± 2.85	6.15 ± 0.96	4.80 ± 0.43
bn110412315	2.55E-06 ± 2.99E-08	4.44 ± 0.82	3.70 ± 0.46	2.75 ± 0.22
bn110413938	1.10E-06 ± 3.16E-08	3.26 ± 1.23	2.35 ± 0.34	1.14 ± 0.22
bn110415541	4.72E-06 ± 5.51E-08	7.15 ± 1.71	5.42 ± 0.71	4.88 ± 0.33
bn110420946	2.44E-07 ± 2.73E-08	12.01 ± 1.78	4.86 ± 0.68	1.29 ± 0.30
bn110421757	1.06E-05 ± 7.77E-08	8.77 ± 1.19	7.95 ± 0.58	7.22 ± 0.29
bn110422029	8.06E-08 ± 1.92E-08	6.81 ± 1.09	3.53 ± 0.48	1.44 ± 0.19
bn110424758	4.65E-08 ± 9.32E-09	4.84 ± 1.01	2.09 ± 0.36	0.44 ± 0.15
bn110426629	3.31E-05 ± 1.15E-07	8.61 ± 1.74	7.41 ± 0.66	5.85 ± 0.28
bn110428338	1.58E-05 ± 6.66E-08	13.67 ± 1.59	11.04 ± 0.71	9.95 ± 0.35
bn110428388	2.16E-05 ± 1.54E-07	32.23 ± 1.54	29.27 ± 0.71	26.76 ± 0.35
bn110430375	7.07E-06 ± 3.85E-08	7.76 ± 1.30	6.84 ± 0.60	6.01 ± 0.28
bn110503145	1.87E-06 ± 3.68E-08	6.96 ± 1.31	6.21 ± 0.61	5.41 ± 0.27
bn110505203	2.03E-06 ± 6.94E-08	14.62 ± 1.67	11.78 ± 0.74	10.16 ± 0.35
bn110509142	3.76E-06 ± 4.31E-08	5.75 ± 1.45	3.60 ± 0.57	2.44 ± 0.31
bn110509475	5.26E-07 ± 1.46E-08	9.94 ± 0.99	7.21 ± 0.41	3.54 ± 0.19
bn110511616	4.89E-07 ± 4.25E-08	4.57 ± 1.13	2.87 ± 0.39	2.27 ± 0.22
bn110517453	9.89E-08 ± 2.34E-08	5.78 ± 1.04	3.35 ± 0.47	1.09 ± 0.20
bn110517573	8.74E-06 ± 3.80E-08	12.12 ± 1.41	10.71 ± 0.72	8.20 ± 0.34
bn110517902
bn110520302	1.04E-06 ± 5.11E-08	5.70 ± 1.98	3.44 ± 0.69	2.88 ± 0.35
bn110521478	3.61E-06 ± 8.07E-08	20.00 ± 2.63	18.30 ± 1.31	15.74 ± 0.63
bn110522256	2.11E-06 ± 3.16E-08	4.24 ± 1.20	3.33 ± 0.47	1.91 ± 0.20
bn110522296	1.06E-06 ± 4.06E-08	3.01 ± 0.79	2.04 ± 0.38	1.70 ± 0.18
bn110522633	3.04E-06 ± 2.48E-08	5.30 ± 1.18	4.71 ± 0.47	4.16 ± 0.22
bn110523344	2.23E-06 ± 4.55E-08	5.98 ± 1.42	5.29 ± 0.64	4.68 ± 0.29
bn110526715	8.46E-07 ± 2.96E-08	11.68 ± 1.50	9.62 ± 0.52	4.78 ± 0.28
bn110528624	4.60E-06 ± 5.73E-08	4.63 ± 1.24	2.87 ± 0.38	2.31 ± 0.23
bn110529034	1.47E-06 ± 1.33E-08	39.82 ± 1.64	22.94 ± 0.68	7.66 ± 0.24
bn110529262	6.78E-06 ± 4.31E-08	18.51 ± 1.65	16.50 ± 0.79	11.72 ± 0.38
bn110529811	3.33E-06 ± 2.98E-08	3.66 ± 0.85	2.98 ± 0.36	2.28 ± 0.19
bn110531448	2.29E-06 ± 2.52E-08	3.79 ± 1.05	2.96 ± 0.30	2.30 ± 0.18

Table 8—Continued

Trigger ID	Fluence (erg cm ⁻²)	PF64 (ph cm ⁻² s ⁻¹)	PF256 (ph cm ⁻² s ⁻¹)	PF1024 (ph cm ⁻² s ⁻¹)
bn110601681	1.24E-05 ± 1.30E-07	4.77 ± 0.88	3.76 ± 0.37	3.25 ± 0.20
bn110605183	1.93E-05 ± 5.59E-08	10.04 ± 1.51	9.16 ± 0.76	8.22 ± 0.37
bn110605780	4.39E-07 ± 2.12E-08	5.04 ± 0.99	3.58 ± 0.51	3.09 ± 0.27
bn110609185	5.05E-07 ± 3.45E-08	3.52 ± 1.08	3.05 ± 0.36	2.14 ± 0.21
bn110609425	2.35E-06 ± 4.23E-08	4.72 ± 1.09	3.66 ± 0.43	2.72 ± 0.23
bn110610640	8.02E-06 ± 6.15E-08	7.87 ± 1.10	6.78 ± 0.54	5.82 ± 0.26
bn110613631	3.26E-06 ± 3.73E-08	4.41 ± 1.37	2.63 ± 0.49	1.96 ± 0.24
bn110616648	1.29E-06 ± 5.09E-08	6.52 ± 1.79	5.06 ± 0.83	3.35 ± 0.35
bn110618366	6.24E-05 ± 1.70E-07	15.26 ± 3.62	13.20 ± 0.81	9.61 ± 0.60
bn110618760	9.78E-06 ± 5.44E-08	5.77 ± 1.42	4.82 ± 0.53	3.57 ± 0.27
bn110622158	5.43E-05 ± 1.54E-07	19.68 ± 1.69	18.25 ± 0.79	17.51 ± 0.39
bn110624906	2.78E-07 ± 3.09E-08	3.45 ± 1.08	2.69 ± 0.54	1.97 ± 0.24
bn110625579	3.52E-06 ± 3.71E-08	4.48 ± 1.11	3.41 ± 0.44	2.77 ± 0.24
bn110625881	6.55E-05 ± 1.01E-07	84.28 ± 2.79	81.82 ± 1.38	76.97 ± 0.67
bn110626448	1.16E-06 ± 2.92E-08	7.18 ± 1.35	5.84 ± 0.58	5.26 ± 0.29
bn110629174	2.43E-06 ± 2.37E-08	9.01 ± 1.00	7.87 ± 0.52	5.03 ± 0.24
bn110702187	7.99E-06 ± 1.33E-07	8.77 ± 1.77	6.26 ± 0.79	5.60 ± 0.35
bn110703557	9.74E-07 ± 2.23E-08	8.30 ± 1.27	7.38 ± 0.59	5.75 ± 0.28
bn110705151	2.85E-06 ± 2.51E-08	40.70 ± 1.69	28.72 ± 0.75	7.98 ± 0.28
bn110705364	8.94E-06 ± 9.97E-08	7.62 ± 1.05	7.09 ± 0.53	6.25 ± 0.25
bn110706202	3.27E-06 ± 9.71E-08	4.01 ± 1.11	3.44 ± 0.32	2.60 ± 0.18
bn110706477	6.72E-06 ± 7.07E-08	4.43 ± 1.11	3.80 ± 0.47	3.31 ± 0.22
bn110706728	2.34E-06 ± 7.37E-08	8.89 ± 1.40	6.23 ± 0.64	4.59 ± 0.27
bn110706977	6.55E-06 ± 4.47E-08	12.88 ± 1.83	11.47 ± 0.78	9.82 ± 0.30
bn110709463	6.91E-06 ± 4.08E-08	18.94 ± 1.70	17.89 ± 0.86	15.70 ± 0.41
bn110709642	3.69E-05 ± 6.19E-08	15.14 ± 2.01	12.71 ± 0.89	11.13 ± 0.48
bn110709862	7.97E-07 ± 2.38E-08	5.87 ± 1.48	4.85 ± 0.49	3.77 ± 0.29
bn110710954	9.32E-06 ± 4.19E-08	17.63 ± 1.53	16.22 ± 0.78	12.25 ± 0.41
bn110716018	1.35E-06 ± 3.44E-08	15.17 ± 1.54	13.45 ± 0.79	7.03 ± 0.32
bn110717180	2.51E-07 ± 1.18E-08	18.53 ± 1.84	5.98 ± 0.62	1.52 ± 0.23
bn110717319	4.25E-05 ± 5.20E-08	17.41 ± 1.61	17.13 ± 0.81	16.00 ± 0.39
bn110720177	5.63E-06 ± 2.80E-08	7.39 ± 1.34	6.33 ± 0.56	5.51 ± 0.27

Table 8—Continued

Trigger ID	Fluence (erg cm ⁻²)	PF64 (ph cm ⁻² s ⁻¹)	PF256 (ph cm ⁻² s ⁻¹)	PF1024 (ph cm ⁻² s ⁻¹)
bn110721200	3.70E-05 ± 3.85E-08	34.32 ± 1.55	32.24 ± 0.77	30.96 ± 0.38
bn110722694	2.11E-05 ± 1.15E-07	7.78 ± 1.32	6.14 ± 0.63	5.31 ± 0.29
bn110722710	1.80E-06 ± 6.68E-08	5.52 ± 1.61	4.16 ± 0.67	3.64 ± 0.29
bn110725236	1.31E-06 ± 2.93E-08	5.56 ± 1.10	4.95 ± 0.53	4.10 ± 0.25
bn110726211	4.36E-06 ± 9.67E-08	6.03 ± 1.44	5.63 ± 0.56	4.42 ± 0.29
bn110728056	3.27E-07 ± 6.30E-08	4.76 ± 0.98	3.19 ± 0.42	2.02 ± 0.20
bn110729142	4.64E-05 ± 4.78E-08	9.69 ± 1.28	7.95 ± 0.62	7.32 ± 0.30
bn110730008	1.26E-06 ± 3.69E-08	3.67 ± 1.41	2.82 ± 0.34	1.79 ± 0.21
bn110730660	7.97E-06 ± 9.20E-08	8.90 ± 1.50	7.73 ± 0.75	7.13 ± 0.38
bn110731465	2.29E-05 ± 5.70E-08	29.11 ± 2.11	26.69 ± 0.99	20.87 ± 0.46
bn110801335	3.54E-07 ± 5.40E-08	14.74 ± 3.11	10.83 ± 1.39	4.96 ± 0.57
bn110803783	2.95E-06 ± 5.05E-08	4.76 ± 1.02	3.05 ± 0.58	2.16 ± 0.18
bn110806934	7.19E-06 ± 2.82E-08	7.89 ± 1.11	6.80 ± 0.56	6.38 ± 0.27
bn110809461	3.91E-06 ± 9.55E-08	8.84 ± 1.51	7.70 ± 0.74	5.85 ± 0.34
bn110812899	1.17E-06 ± 2.18E-08	5.28 ± 1.22	5.14 ± 0.45	4.14 ± 0.25
bn110813237	4.77E-06 ± 3.69E-08	12.09 ± 1.57	10.89 ± 0.74	9.54 ± 0.33
bn110817191	1.19E-05 ± 4.49E-08	27.99 ± 1.69	26.15 ± 0.83	24.13 ± 0.40
bn110818860	5.15E-06 ± 3.31E-08	4.88 ± 1.50	3.88 ± 0.54	2.79 ± 0.27
bn110819665	3.04E-06 ± 8.23E-08	18.56 ± 3.79	15.93 ± 1.74	13.44 ± 0.81
bn110820476	7.98E-07 ± 4.37E-08	4.12 ± 1.10	3.52 ± 0.50	3.24 ± 0.25
bn110824009	1.48E-05 ± 1.54E-07	27.92 ± 1.27	24.46 ± 0.69	15.62 ± 0.28
bn110825102	4.61E-05 ± 1.11E-07	78.84 ± 1.88	65.67 ± 0.92	53.70 ± 0.44
bn110825265	2.18E-06 ± 4.63E-08	2.97 ± 0.99	2.18 ± 0.44	1.90 ± 0.20
bn110828575	2.72E-06 ± 3.70E-08	3.78 ± 1.31	2.99 ± 0.45	2.14 ± 0.23
bn110831282	4.42E-06 ± 3.12E-08	6.22 ± 1.23	5.09 ± 0.57	4.39 ± 0.26
bn110901230	1.51E-06 ± 5.75E-08	4.44 ± 1.37	3.59 ± 0.32	2.56 ± 0.25
bn110903009	1.52E-05 ± 5.22E-08	55.54 ± 3.71	52.85 ± 1.82	48.30 ± 0.89
bn110903111	3.47E-05 ± 7.61E-08	7.08 ± 0.89	5.97 ± 0.50	5.03 ± 0.23
bn110904124	1.11E-05 ± 6.85E-08	9.77 ± 1.37	9.28 ± 0.64	7.84 ± 0.34
bn110904163	3.46E-06 ± 2.68E-08	5.85 ± 0.92	4.53 ± 0.52	3.98 ± 0.24
bn110904531	3.81E-06 ± 4.95E-08	9.08 ± 1.62	9.08 ± 0.40	7.27 ± 0.18
bn110906302	3.80E-06 ± 3.14E-08	7.80 ± 1.37	5.90 ± 0.67	5.43 ± 0.32

Table 8—Continued

Trigger ID	Fluence (erg cm ⁻²)	PF64 (ph cm ⁻² s ⁻¹)	PF256 (ph cm ⁻² s ⁻¹)	PF1024 (ph cm ⁻² s ⁻¹)
bn110909116	4.92E-05 ± 1.44E-05	3054.10 ± 4475.63	765.01 ± 1118.91	200.58 ± 279.73
bn110911071	5.94E-07 ± 8.35E-08	6.69 ± 3.06	3.75 ± 0.91	2.38 ± 0.41
bn110916016	4.23E-07 ± 6.49E-08	3.94 ± 0.95	2.79 ± 0.47	1.96 ± 0.22
bn110919634	2.68E-05 ± 1.81E-07	14.38 ± 1.53	13.07 ± 0.79	12.27 ± 0.38
bn110920338	2.69E-06 ± 2.05E-08	5.85 ± 1.30	5.33 ± 0.54	4.20 ± 0.27
bn110920546	1.72E-04 ± 2.41E-07	16.96 ± 1.37	14.95 ± 0.71	13.74 ± 0.35
bn110921444	5.90E-06 ± 1.19E-07	3.76 ± 0.86	2.73 ± 0.35	2.08 ± 0.18
bn110921577	3.36E-06 ± 5.59E-08	4.62 ± 1.12	3.09 ± 0.61	2.72 ± 0.27
bn110921912	3.63E-05 ± 7.90E-08	41.36 ± 2.43	37.69 ± 1.18	32.35 ± 0.57
bn110923835	4.09E-06 ± 7.85E-08	5.53 ± 0.94	4.37 ± 0.49	3.76 ± 0.25
bn110926107	1.20E-05 ± 7.09E-08	9.48 ± 1.50	7.02 ± 0.70	6.18 ± 0.33
bn110928180	1.42E-05 ± 9.36E-08	6.50 ± 0.89	5.15 ± 0.41	4.20 ± 0.19
bn110929187	2.20E-06 ± 1.97E-08	7.18 ± 0.98	6.02 ± 0.58	5.56 ± 0.28
bn110930564	6.23E-06 ± 1.30E-07	6.52 ± 2.28	4.63 ± 0.79	2.62 ± 0.34
bn111001804	1.90E-07 ± 1.24E-08	4.18 ± 0.70	2.74 ± 0.35	0.76 ± 0.15
bn111003465	2.10E-05 ± 5.99E-08	21.23 ± 1.33	20.50 ± 0.66	18.44 ± 0.32
bn111005398	2.05E-06 ± 3.06E-08	3.48 ± 0.98	2.74 ± 0.42	1.91 ± 0.18
bn111008992	3.03E-06 ± 2.66E-08	3.81 ± 1.27	3.44 ± 0.38	1.84 ± 0.21
bn111009282	1.20E-05 ± 5.13E-08	19.70 ± 1.71	17.91 ± 0.84	16.86 ± 0.40
bn111010237	1.10E-05 ± 1.57E-07	5.03 ± 1.32	3.63 ± 0.64	2.33 ± 0.28
bn111010660	8.71E-07 ± 3.34E-08	6.41 ± 1.31	4.56 ± 0.71	3.80 ± 0.32
bn111010709	1.26E-05 ± 5.25E-08	6.52 ± 1.22	6.08 ± 0.32	5.11 ± 0.20
bn111010899	9.59E-07 ± 5.17E-08	3.79 ± 1.13	3.17 ± 0.52	2.13 ± 0.22
bn111011094	4.20E-07 ± 1.98E-08	14.89 ± 1.17	8.88 ± 0.54	2.61 ± 0.19
bn111012456	1.65E-05 ± 8.26E-08	16.68 ± 2.19	15.01 ± 1.07	13.03 ± 0.51
bn111012811	3.29E-06 ± 3.23E-08	23.45 ± 1.47	21.56 ± 0.68	14.82 ± 0.31
bn111015427	2.42E-05 ± 3.99E-07	11.33 ± 1.91	10.07 ± 0.94	9.15 ± 0.46
bn111017657	2.07E-05 ± 5.64E-08	19.59 ± 1.27	17.95 ± 0.60	16.90 ± 0.30
bn111018595	1.11E-06 ± 5.33E-08	5.23 ± 1.27	3.98 ± 0.55	3.05 ± 0.26
bn111018785	1.76E-06 ± 3.37E-08	4.14 ± 1.19	2.15 ± 0.46	1.44 ± 0.22
bn111022854	1.26E-07 ± 1.21E-08	6.11 ± 1.04	3.88 ± 0.49	1.09 ± 0.20
bn111024722	1.58E-05 ± 1.41E-07	13.53 ± 1.54	12.46 ± 0.73	9.47 ± 0.34

Table 8—Continued

Trigger ID	Fluence (erg cm ⁻²)	PF64 (ph cm ⁻² s ⁻¹)	PF256 (ph cm ⁻² s ⁻¹)	PF1024 (ph cm ⁻² s ⁻¹)
bn111024896	2.32E-07 ± 1.52E-08	6.15 ± 1.17	4.51 ± 0.53	1.79 ± 0.23
bn111025078	2.98E-06 ± 3.13E-08	4.79 ± 1.39	2.52 ± 0.47	1.82 ± 0.24
bn111103441	2.98E-06 ± 7.85E-08	7.48 ± 1.31	6.47 ± 0.65	5.41 ± 0.30
bn111103948	2.82E-07 ± 5.32E-08	8.99 ± 1.45	6.50 ± 0.61	2.42 ± 0.23
bn111105457	1.68E-06 ± 4.36E-08	3.94 ± 0.97	3.55 ± 0.33	2.16 ± 0.19
bn111107035	9.07E-07 ± 3.48E-08	4.84 ± 1.88	3.85 ± 0.38	2.28 ± 0.35
bn111107076	1.04E-05 ± 5.91E-08	4.66 ± 0.98	3.52 ± 0.45	3.03 ± 0.21
bn111109453	3.05E-07 ± 3.23E-08	4.03 ± 1.40	2.74 ± 0.43	1.95 ± 0.23
bn111109873	6.69E-06 ± 5.40E-07	27.94 ± 11.41	15.59 ± 3.42	11.56 ± 1.55
bn111112908	7.67E-07 ± 2.08E-08	16.04 ± 0.99	9.91 ± 0.51	3.02 ± 0.20
bn111113410	3.10E-06 ± 6.95E-08	9.12 ± 1.36	8.16 ± 0.58	7.10 ± 0.29
bn111114233	1.11E-06 ± 2.60E-08	3.80 ± 1.10	3.42 ± 0.28	2.51 ± 0.17
bn111117510	8.26E-07 ± 2.31E-08	10.89 ± 1.06	7.43 ± 0.36	3.52 ± 0.19
bn111117526	1.42E-06 ± 2.49E-08	3.37 ± 0.89	2.09 ± 0.36	1.49 ± 0.19
bn111120556	6.73E-06 ± 8.42E-08	6.09 ± 1.39	5.95 ± 0.49	4.86 ± 0.25
bn111124308	6.26E-07 ± 2.19E-08	3.19 ± 0.90	1.94 ± 0.41	1.54 ± 0.18
bn111127810	8.64E-06 ± 5.18E-08	22.83 ± 2.09	21.49 ± 1.03	18.83 ± 0.49
bn111201599	1.86E-06 ± 6.92E-08	3.32 ± 0.94	2.56 ± 0.39	1.42 ± 0.18
bn111203054	4.65E-06 ± 4.62E-08	9.05 ± 1.24	7.49 ± 0.60	6.37 ± 0.29
bn111203609	6.95E-07 ± 4.39E-08	3.66 ± 1.11	2.14 ± 0.44	1.31 ± 0.17
bn111207512	2.62E-07 ± 2.66E-08	3.71 ± 0.77	1.84 ± 0.39	1.14 ± 0.18
bn111208353	3.26E-06 ± 3.87E-08	4.38 ± 1.15	2.75 ± 0.39	2.49 ± 0.19
bn111216389	4.17E-05 ± 9.73E-08	15.85 ± 1.83	12.67 ± 0.87	10.60 ± 0.42
bn111220486	5.36E-05 ± 2.22E-07	44.25 ± 1.70	38.01 ± 0.83	28.97 ± 0.39
bn111221739	3.06E-06 ± 5.72E-08	24.55 ± 1.90	20.68 ± 0.77	10.07 ± 0.38
bn111222619	4.84E-06 ± 4.14E-08	60.16 ± 3.39	44.42 ± 1.45	14.26 ± 0.54
bn111226795	1.15E-05 ± 1.39E-07	4.98 ± 1.10	3.82 ± 0.44	3.37 ± 0.21
bn111228453	2.75E-06 ± 4.27E-08	23.80 ± 1.95	22.40 ± 0.95	20.98 ± 0.44
bn111228657	1.81E-05 ± 5.79E-08	27.58 ± 1.74	24.93 ± 0.89	20.81 ± 0.42
bn111230683	2.90E-06 ± 5.01E-08	8.62 ± 2.11	6.80 ± 0.85	5.49 ± 0.41
bn111230819	3.51E-06 ± 3.95E-08	8.83 ± 1.30	7.46 ± 0.58	5.44 ± 0.27
bn120101354	1.09E-07 ± 1.39E-08	7.44 ± 0.97	3.98 ± 0.44	1.01 ± 0.17

Table 8—Continued

Trigger ID	Fluence (erg cm ⁻²)	PF64 (ph cm ⁻² s ⁻¹)	PF256 (ph cm ⁻² s ⁻¹)	PF1024 (ph cm ⁻² s ⁻¹)
bn120102095	1.34E-05 ± 4.39E-08	22.82 ± 1.57	21.31 ± 0.78	19.04 ± 0.39
bn120102416	2.55E-06 ± 5.74E-08	5.59 ± 1.18	4.80 ± 0.53	4.34 ± 0.29
bn120105584	1.47E-06 ± 3.54E-08	4.57 ± 1.24	3.54 ± 0.54	2.60 ± 0.25
bn120107384	6.53E-06 ± 4.44E-08	8.53 ± 1.10	6.78 ± 0.51	5.50 ± 0.24
bn120109824	1.92E-06 ± 4.17E-08	6.51 ± 1.96	3.58 ± 0.65	2.55 ± 0.39
bn120111051	3.97E-06 ± 5.63E-08	4.19 ± 0.96	2.63 ± 0.45	2.00 ± 0.21
bn120114433	1.49E-07 ± 2.64E-08	3.78 ± 1.06	1.76 ± 0.44	1.10 ± 0.19
bn120114681	2.39E-06 ± 4.20E-08	5.87 ± 1.73	3.36 ± 0.49	2.45 ± 0.29
bn120118709	2.66E-06 ± 4.67E-08	5.21 ± 1.20	4.08 ± 0.48	2.83 ± 0.23
bn120118898	1.62E-06 ± 3.39E-08	13.42 ± 1.31	13.01 ± 0.64	9.00 ± 0.29
bn120119170	3.87E-05 ± 1.36E-07	22.37 ± 1.71	18.85 ± 0.80	16.86 ± 0.39
bn120119229	5.94E-06 ± 3.53E-08	5.36 ± 0.95	5.23 ± 0.40	4.34 ± 0.22
bn120119354	2.61E-06 ± 4.89E-08	4.91 ± 1.25	4.86 ± 0.49	3.80 ± 0.23
bn120120432	1.50E-06 ± 3.35E-08	3.41 ± 1.09	2.63 ± 0.35	1.41 ± 0.21
bn120121101	1.95E-06 ± 3.02E-08	4.21 ± 0.91	3.60 ± 0.45	2.66 ± 0.21
bn120121251	1.15E-05 ± 6.65E-08	9.06 ± 1.55	8.87 ± 0.54	7.10 ± 0.29
bn120122300	2.60E-06 ± 4.84E-08	5.01 ± 1.27	3.53 ± 0.54	3.05 ± 0.24
bn120129312	8.93E-08 ± 1.25E-08	3.32 ± 1.02	2.37 ± 0.49	0.96 ± 0.21
bn120129580	5.45E-05 ± 7.12E-08	212.26 ± 4.67	206.42 ± 2.29	158.63 ± 1.04
bn120130699	6.61E-06 ± 1.41E-07	12.29 ± 1.89	10.60 ± 0.89	8.16 ± 0.41
bn120130906	5.25E-07 ± 3.08E-08	3.84 ± 0.90	3.13 ± 0.46	2.29 ± 0.22
bn120130938	1.04E-05 ± 1.63E-07	8.96 ± 1.55	6.75 ± 0.69	6.19 ± 0.35
bn120203812	1.10E-06 ± 2.89E-08	5.98 ± 1.92	5.15 ± 0.76	3.51 ± 0.35
bn120204054	9.60E-05 ± 8.71E-08	36.54 ± 1.76	35.21 ± 0.93	33.57 ± 0.42
bn120205285	1.11E-07 ± 9.86E-09	2.28 ± 0.62	1.96 ± 0.33	1.08 ± 0.15
bn120206949	5.88E-06 ± 6.31E-08	21.93 ± 1.86	20.15 ± 0.89	17.15 ± 0.43
bn120210650	6.45E-07 ± 1.51E-08	11.07 ± 1.26	10.85 ± 0.44	7.04 ± 0.20
bn120212353	5.09E-08 ± 1.22E-08	5.31 ± 1.15	3.00 ± 0.47	1.22 ± 0.19
bn120212383	1.15E-06 ± 2.59E-08	4.86 ± 1.08	3.98 ± 0.47	3.29 ± 0.22
bn120213606	2.68E-06 ± 5.46E-08	9.38 ± 1.07	7.42 ± 0.53	6.61 ± 0.26
bn120217808	1.75E-06 ± 7.76E-08	12.11 ± 1.93	10.59 ± 0.87	8.94 ± 0.43
bn120217904	4.86E-06 ± 4.05E-08	45.65 ± 2.11	41.79 ± 1.03	24.39 ± 0.43

Table 8—Continued

Trigger ID	Fluence (erg cm ⁻²)	PF64 (ph cm ⁻² s ⁻¹)	PF256 (ph cm ⁻² s ⁻¹)	PF1024 (ph cm ⁻² s ⁻¹)
bn120218276	1.14E-05 ± 8.01E-08	4.59 ± 1.37	3.09 ± 0.61	2.52 ± 0.26
bn120219563	5.58E-07 ± 1.40E-08	2.60 ± 0.83	2.41 ± 0.29	1.57 ± 0.20
bn120220210	1.24E-06 ± 2.48E-08	3.51 ± 1.06	2.25 ± 0.45	1.70 ± 0.22
bn120222021	1.73E-06 ± 2.36E-08	24.02 ± 1.71	22.09 ± 0.84	15.92 ± 0.39
bn120222119	2.45E-06 ± 6.21E-08	5.00 ± 1.11	3.16 ± 0.58	2.10 ± 0.24
bn120223933	3.88E-06 ± 8.80E-08	6.42 ± 1.17	4.27 ± 0.45	3.92 ± 0.23
bn120224282	9.12E-06 ± 2.05E-07	7.27 ± 1.31	6.48 ± 0.55	5.17 ± 0.28
bn120224898	2.60E-06 ± 5.63E-08	4.34 ± 1.12	3.14 ± 0.41	2.55 ± 0.21
bn120226447	5.85E-06 ± 7.85E-08	16.88 ± 3.10	8.72 ± 1.17	7.07 ± 0.49
bn120226871	5.20E-05 ± 9.14E-08	14.73 ± 1.43	12.41 ± 0.67	11.43 ± 0.33
bn120227391	3.74E-06 ± 8.33E-08	7.96 ± 1.99	6.44 ± 0.86	3.77 ± 0.41
bn120227725	2.19E-05 ± 1.04E-07	29.11 ± 5.05	21.20 ± 2.02	18.47 ± 0.91
bn120302080	2.53E-06 ± 5.51E-08	4.81 ± 1.51	3.60 ± 0.45	2.29 ± 0.29
bn120302722	1.19E-07 ± 1.62E-08	6.20 ± 1.49	4.35 ± 0.65	1.96 ± 0.28
bn120304061	5.05E-06 ± 1.99E-08	21.19 ± 1.54	21.19 ± 0.38	18.81 ± 0.29
bn120304248	1.14E-05 ± 4.07E-08	23.35 ± 1.97	16.78 ± 0.83	10.33 ± 0.37
bn120308588	6.72E-06 ± 6.27E-08	19.91 ± 2.39	18.40 ± 0.85	15.91 ± 0.50
bn120312671	8.29E-07 ± 2.72E-08	4.08 ± 1.10	3.10 ± 0.52	1.97 ± 0.24
bn120314412	1.64E-07 ± 3.14E-08	3.29 ± 0.92	3.05 ± 0.41	1.77 ± 0.18
bn120316008	1.63E-05 ± 3.08E-08	12.22 ± 1.31	10.54 ± 0.55	6.83 ± 0.30
bn120319983	2.42E-06 ± 3.96E-08	3.57 ± 1.05	3.03 ± 0.42	1.86 ± 0.19
bn120323162	1.41E-06 ± 2.00E-08	8.54 ± 1.16	6.76 ± 0.54	5.37 ± 0.27
bn120323507	1.08E-05 ± 1.94E-08	574.71 ± 7.79	356.06 ± 3.04	117.92 ± 0.87
bn120326056	3.26E-06 ± 4.84E-08	10.49 ± 1.26	8.62 ± 0.59	7.74 ± 0.28
bn120327418	1.14E-07 ± 3.65E-08	7.94 ± 1.76	5.08 ± 0.77	1.71 ± 0.29
bn120328268	7.50E-05 ± 1.66E-07	38.00 ± 1.68	36.95 ± 0.82	33.58 ± 0.40
bn120331055	6.77E-07 ± 5.20E-08	40.83 ± 3.54	16.32 ± 1.30	4.20 ± 0.42
bn120402669	3.75E-06 ± 2.61E-08	20.21 ± 2.13	18.39 ± 0.99	16.82 ± 0.47
bn120403857	2.40E-07 ± 2.05E-08	2.61 ± 1.03	2.25 ± 0.25	1.75 ± 0.24
bn120410585	2.91E-07 ± 2.11E-08	8.76 ± 1.07	5.44 ± 0.47	1.46 ± 0.18
bn120411925	1.46E-06 ± 2.75E-08	4.24 ± 1.13	2.85 ± 0.41	1.74 ± 0.22
bn120412055	1.25E-06 ± 8.58E-08	3.90 ± 1.07	2.78 ± 0.47	2.23 ± 0.21

Table 8—Continued

Trigger ID	Fluence (erg cm ⁻²)	PF64 (ph cm ⁻² s ⁻¹)	PF256 (ph cm ⁻² s ⁻¹)	PF1024 (ph cm ⁻² s ⁻¹)
bn120412920	7.03E-06 ± 5.27E-08	9.52 ± 1.42	8.25 ± 0.66	7.70 ± 0.33
bn120415076	2.23E-06 ± 5.69E-08	5.48 ± 1.00	4.80 ± 0.53	4.47 ± 0.26
bn120415891	1.30E-07 ± 9.03E-09	4.57 ± 1.11	4.56 ± 0.37	1.99 ± 0.18
bn120415958	2.31E-06 ± 5.47E-08	9.74 ± 2.34	6.93 ± 1.06	5.97 ± 0.50
bn120420249	2.88E-06 ± 5.99E-08	6.53 ± 1.35	5.36 ± 0.58	4.55 ± 0.29
bn120420858	4.33E-05 ± 2.14E-07	6.83 ± 1.42	6.09 ± 0.72	4.81 ± 0.33
bn120426090	2.03E-05 ± 8.69E-08	87.96 ± 3.24	84.66 ± 1.60	77.61 ± 0.77
bn120426585	3.66E-06 ± 4.17E-08	5.36 ± 1.21	3.40 ± 0.38	2.35 ± 0.20
bn120427054	7.42E-06 ± 5.91E-08	18.49 ± 1.66	16.43 ± 0.78	14.78 ± 0.37
bn120427153	6.81E-07 ± 3.74E-08	3.07 ± 1.06	2.67 ± 0.45	1.71 ± 0.22
bn120429003	2.79E-07 ± 2.36E-08	5.18 ± 1.11	4.07 ± 0.47	3.10 ± 0.24
bn120429484	2.37E-06 ± 1.75E-08	4.94 ± 0.99	3.42 ± 0.46	3.06 ± 0.22
bn120430980	5.56E-07 ± 2.07E-08	3.01 ± 1.07	2.19 ± 0.45	1.66 ± 0.23
bn120504468	3.36E-06 ± 2.63E-08	5.37 ± 1.12	3.44 ± 0.47	2.44 ± 0.22
bn120504945	1.67E-06 ± 2.71E-08	4.98 ± 1.33	3.09 ± 0.53	2.43 ± 0.24
bn120506128	2.87E-07 ± 2.51E-08	4.03 ± 1.07	2.86 ± 0.48	2.42 ± 0.22
bn120509619	1.55E-07 ± 1.35E-08	3.59 ± 0.85	3.27 ± 0.40	1.51 ± 0.19
bn120510900	6.01E-06 ± 7.63E-08	5.46 ± 1.82	3.95 ± 0.69	2.82 ± 0.31
bn120511638	1.14E-05 ± 9.51E-08	9.92 ± 2.66	6.66 ± 0.97	4.68 ± 0.42
bn120512112	1.24E-05 ± 7.12E-08	8.74 ± 1.11	7.42 ± 0.48	6.93 ± 0.24
bn120513531	1.31E-06 ± 3.78E-08	3.88 ± 1.01	2.94 ± 0.44	1.97 ± 0.20
bn120519721	2.41E-06 ± 2.49E-08	12.72 ± 1.40	9.27 ± 0.51	6.71 ± 0.27
bn120520949	4.41E-07 ± 1.41E-08	1.70 ± 0.35	1.32 ± 0.18	1.06 ± 0.09
bn120521380	3.11E-06 ± 7.23E-08	4.87 ± 1.68	2.37 ± 0.51	1.55 ± 0.23
bn120522361	9.32E-06 ± 5.08E-08	17.02 ± 2.16	16.33 ± 1.08	15.23 ± 0.52
bn120524134	2.53E-07 ± 1.51E-08	17.66 ± 2.02	13.20 ± 1.00	4.52 ± 0.35
bn120526303	1.16E-04 ± 2.28E-07	23.79 ± 5.80	19.76 ± 2.39	15.69 ± 1.10
bn120528442	3.79E-06 ± 4.57E-08	7.41 ± 1.35	6.55 ± 0.44	5.55 ± 0.27
bn120530121	7.17E-06 ± 5.01E-08	7.11 ± 1.53	5.84 ± 0.66	5.09 ± 0.31
bn120531393	9.10E-07 ± 1.79E-08	3.44 ± 1.10	2.28 ± 0.40	1.86 ± 0.21
bn120603439	6.79E-07 ± 2.69E-08	13.70 ± 1.26	9.74 ± 0.57	3.23 ± 0.25
bn120604220	1.23E-06 ± 5.10E-08	6.72 ± 1.23	5.90 ± 0.65	3.52 ± 0.25

Table 8—Continued

Trigger ID	Fluence (erg cm ⁻²)	PF64 (ph cm ⁻² s ⁻¹)	PF256 (ph cm ⁻² s ⁻¹)	PF1024 (ph cm ⁻² s ⁻¹)
bn120604343	1.51E-06 ± 7.23E-08	4.11 ± 1.40	3.36 ± 0.25	2.40 ± 0.19
bn120605453	3.25E-06 ± 5.42E-08	12.14 ± 1.68	11.41 ± 0.80	9.65 ± 0.38
bn120608489	4.83E-07 ± 2.14E-08	6.82 ± 1.27	6.21 ± 0.53	3.26 ± 0.25
bn120608777	3.17E-06 ± 4.30E-08	4.99 ± 1.46	4.42 ± 0.48	3.66 ± 0.21
bn120609580	4.20E-07 ± 2.53E-08	5.05 ± 1.11	4.08 ± 0.52	3.68 ± 0.24
bn120611108	4.53E-06 ± 4.85E-08	8.10 ± 1.25	6.63 ± 0.55	4.53 ± 0.24
bn120612680	2.06E-06 ± 2.72E-08	5.47 ± 1.40	3.81 ± 0.55	2.26 ± 0.26
bn120612687	7.05E-07 ± 2.22E-08	11.04 ± 1.23	7.68 ± 0.49	2.58 ± 0.23
bn120616630	2.58E-07 ± 1.16E-08	7.23 ± 1.06	2.85 ± 0.52	0.77 ± 0.23
bn120618128	5.58E-06 ± 6.84E-08	6.14 ± 1.06	4.94 ± 0.41	4.67 ± 0.40
bn120618919	3.63E-06 ± 5.69E-08	8.67 ± 1.94	7.55 ± 0.98	4.45 ± 0.39
bn120619884	4.24E-07 ± 3.02E-08	4.15 ± 0.99	3.38 ± 0.41	1.80 ± 0.18
bn120624309	5.14E-06 ± 7.61E-08	76.84 ± 2.17	57.22 ± 1.06	19.40 ± 0.38
bn120624933	1.92E-04 ± 1.98E-07	21.25 ± 1.26	19.76 ± 0.63	17.67 ± 0.30
bn120625119	1.02E-05 ± 4.25E-08	22.07 ± 1.94	19.94 ± 0.93	18.37 ± 0.46
bn120629565	5.19E-08 ± 1.21E-08	3.39 ± 0.87	2.11 ± 0.36	0.98 ± 0.17
bn120701654	8.36E-08 ± 6.30E-08	6.68 ± 2.13	4.50 ± 1.02	1.76 ± 0.45
bn120702891	1.60E-06 ± 5.81E-08	3.16 ± 1.10	2.31 ± 0.40	1.68 ± 0.21
bn120703417	1.11E-05 ± 5.19E-08	10.06 ± 1.36	8.28 ± 0.63	7.64 ± 0.32
bn120703498	2.60E-06 ± 5.35E-08	4.80 ± 1.37	3.95 ± 0.54	2.54 ± 0.27
bn120703726	8.33E-06 ± 9.83E-08	19.75 ± 1.19	18.73 ± 0.61	17.18 ± 0.30
bn120707800	9.36E-05 ± 7.07E-07	76.70 ± 7.13	67.09 ± 3.37	60.33 ± 1.59
bn120709883	1.37E-05 ± 3.75E-08	18.35 ± 1.41	15.39 ± 0.65	11.05 ± 0.29
bn120710100	5.34E-06 ± 2.12E-08	6.56 ± 1.35	4.64 ± 0.55	3.80 ± 0.25
bn120711115	1.94E-04 ± 2.28E-07	44.67 ± 2.81	31.57 ± 1.22	26.72 ± 0.58
bn120711446	1.86E-06 ± 2.04E-08	3.83 ± 1.18	2.26 ± 0.36	1.28 ± 0.17

Table 9. GRB Fluence & Peak Flux (50–300 keV)

Trigger ID	Fluence (erg cm ⁻²)	PF64 (ph cm ⁻² s ⁻¹)	PF256 (ph cm ⁻² s ⁻¹)	PF1024 (ph cm ⁻² s ⁻¹)
bn080714086	3.54E-07 ± 1.73E-08	1.52 ± 0.74	0.91 ± 0.36	0.43 ± 0.18
bn080714425	9.79E-07 ± 1.36E-08	1.03 ± 0.45	0.71 ± 0.19	0.46 ± 0.08
bn080714745	3.26E-06 ± 6.03E-08	4.41 ± 1.66	3.27 ± 0.71	2.82 ± 0.36
bn080715950	2.54E-06 ± 3.52E-08	10.70 ± 0.95	6.61 ± 0.45	3.83 ± 0.22
bn080717543	2.37E-06 ± 4.51E-08	2.14 ± 1.03	1.30 ± 0.47	1.05 ± 0.23
bn080719529	3.88E-07 ± 1.47E-08	0.59 ± 0.18	0.32 ± 0.08	0.23 ± 0.04
bn080720316
bn080723557	3.92E-05 ± 1.15E-07	21.19 ± 1.79	19.81 ± 1.09	15.14 ± 0.48
bn080723913	7.45E-08 ± 5.19E-09	2.62 ± 0.66	2.14 ± 0.32	0.69 ± 0.13
bn080723985	1.57E-05 ± 1.07E-07	5.92 ± 1.23	5.17 ± 0.54	4.85 ± 0.28
bn080724401	8.65E-06 ± 2.51E-08	10.71 ± 0.66	8.75 ± 0.30	4.76 ± 0.12
bn080725435	4.18E-06 ± 2.29E-08	2.48 ± 0.77	1.64 ± 0.32	1.38 ± 0.17
bn080725541	2.57E-07 ± 2.20E-08	2.99 ± 0.78	2.32 ± 0.36	0.92 ± 0.13
bn080727964	6.45E-06 ± 4.22E-08	2.65 ± 0.48	2.17 ± 0.33	1.71 ± 0.17
bn080730520	3.00E-06 ± 5.87E-08	3.70 ± 0.75	2.81 ± 0.41	2.48 ± 0.21
bn080730786	3.96E-06 ± 4.39E-08	8.75 ± 0.90	8.50 ± 0.45	7.06 ± 0.22
bn080802386	2.54E-07 ± 3.46E-09	6.33 ± 1.12	3.48 ± 0.50	1.38 ± 0.22
bn080803772	2.66E-06 ± 3.19E-08	1.86 ± 0.35	1.38 ± 0.29	1.11 ± 0.11
bn080804456	4.42E-06 ± 4.99E-08	1.62 ± 0.60	0.96 ± 0.27	0.76 ± 0.14
bn080804972	5.29E-06 ± 5.50E-08	2.52 ± 0.68	2.08 ± 0.37	1.85 ± 0.16
bn080805496	6.82E-07 ± 2.22E-08	1.10 ± 0.37	0.78 ± 0.17	0.47 ± 0.07
bn080805584	2.27E-06 ± 3.37E-08	1.66 ± 0.78	0.76 ± 0.32	0.51 ± 0.18
bn080806584	2.38E-07 ± 1.13E-08	1.19 ± 0.62	1.08 ± 0.32	0.75 ± 0.16
bn080806896	6.16E-06 ± 1.01E-07	3.83 ± 0.85	3.51 ± 0.42	2.72 ± 0.21
bn080807993	2.75E-06 ± 2.96E-08	9.23 ± 0.82	7.14 ± 0.39	4.12 ± 0.18
bn080808451	4.11E-07 ± 2.18E-08	1.21 ± 0.45	0.91 ± 0.23	0.72 ± 0.14
bn080808565	2.13E-06 ± 2.22E-08	2.45 ± 0.74	1.83 ± 0.44	1.67 ± 0.20
bn080808772	3.87E-06 ± 4.05E-08	1.41 ± 0.69	0.74 ± 0.35	0.45 ± 0.17
bn080809808	2.06E-06 ± 2.34E-08	2.59 ± 1.19	1.96 ± 0.58	1.23 ± 0.26
bn080810549	6.03E-06 ± 2.43E-08	2.56 ± 0.52	2.10 ± 0.23	1.36 ± 0.09
bn080812889	1.57E-06 ± 1.92E-08	1.68 ± 0.71	1.27 ± 0.37	0.82 ± 0.18
bn080815917	2.78E-07 ± 1.50E-08	2.62 ± 0.88	2.09 ± 0.46	1.40 ± 0.20

Table 9—Continued

Trigger ID	Fluence (erg cm ⁻²)	PF64 (ph cm ⁻² s ⁻¹)	PF256 (ph cm ⁻² s ⁻¹)	PF1024 (ph cm ⁻² s ⁻¹)
bn080816503	8.23E-06 ± 5.04E-08	5.64 ± 0.71	4.38 ± 0.35	3.06 ± 0.18
bn080816989	8.14E-07 ± 2.50E-08	4.11 ± 0.62	3.22 ± 0.29	2.25 ± 0.13
bn080817161	2.56E-05 ± 3.50E-08	8.14 ± 1.04	6.94 ± 0.52	6.65 ± 0.24
bn080817720	5.51E-07 ± 1.13E-08	4.17 ± 0.92	2.02 ± 0.53	1.38 ± 0.21
bn080818579	2.10E-06 ± 3.33E-08	3.71 ± 0.77	3.03 ± 0.40	2.14 ± 0.19
bn080818945	8.43E-07 ± 1.07E-08	2.41 ± 0.73	1.60 ± 0.43	1.20 ± 0.19
bn080821332	2.20E-06 ± 1.07E-08	5.49 ± 1.03	4.80 ± 0.59	4.31 ± 0.27
bn080823363	3.19E-06 ± 2.20E-08	2.23 ± 0.79	1.72 ± 0.46	1.39 ± 0.21
bn080824909	1.58E-06 ± 3.47E-08	5.94 ± 0.96	5.14 ± 0.52	2.93 ± 0.23
bn080825593	2.05E-05 ± 5.81E-08	16.65 ± 1.09	15.29 ± 0.60	12.66 ± 0.27
bn080828189	3.05E-07 ± 1.10E-08	2.12 ± 0.53	1.86 ± 0.29	0.76 ± 0.12
bn080829790	1.36E-06 ± 1.33E-08	2.77 ± 0.99	2.12 ± 0.54	1.71 ± 0.24
bn080830368	3.83E-06 ± 6.16E-08	2.99 ± 0.73	2.57 ± 0.38	2.29 ± 0.18
bn080831053	3.91E-08 ± 9.59E-09	2.68 ± 0.58	0.51 ± 0.22	0.15 ± 0.10
bn080831921	5.09E-06 ± 2.44E-08	2.24 ± 0.93	1.46 ± 0.49	1.24 ± 0.21
bn080904886	2.13E-06 ± 3.72E-08	3.79 ± 1.23	3.63 ± 0.57	2.92 ± 0.28
bn080905499	3.17E-07 ± 1.25E-08	4.55 ± 0.57	3.09 ± 0.31	1.31 ± 0.14
bn080905570	2.27E-06 ± 3.05E-08	1.81 ± 1.22	1.55 ± 0.57	1.19 ± 0.27
bn080905705	1.61E-06 ± 2.07E-08	1.13 ± 0.42	0.79 ± 0.16	0.58 ± 0.07
bn080906212	3.86E-06 ± 7.35E-08	13.02 ± 0.75	12.23 ± 0.37	10.19 ± 0.17
bn080912360	1.10E-06 ± 1.67E-08	1.23 ± 0.58	0.94 ± 0.29	0.78 ± 0.15
bn080913735	2.12E-06 ± 4.71E-08	2.70 ± 0.81	1.92 ± 0.40	1.32 ± 0.18
bn080916009	2.75E-05 ± 3.80E-08	7.32 ± 0.69	6.92 ± 0.33	6.28 ± 0.16
bn080916406	4.73E-06 ± 4.63E-08	4.20 ± 0.67	2.74 ± 0.30	2.08 ± 0.13
bn080919790	2.36E-08 ± 2.95E-09	0.99 ± 0.30	0.57 ± 0.12	0.15 ± 0.05
bn080920268	9.41E-07 ± 2.87E-08	1.19 ± 0.57	0.68 ± 0.24	0.50 ± 0.11
bn080924766	2.52E-06 ± 3.56E-08	2.29 ± 0.69	1.96 ± 0.36	1.61 ± 0.17
bn080925775	1.02E-05 ± 2.27E-08	8.58 ± 0.91	7.70 ± 0.46	6.90 ± 0.23
bn080927480	1.67E-06 ± 5.31E-08	1.44 ± 0.44	1.01 ± 0.22	0.64 ± 0.08
bn080928628	5.97E-07 ± 1.61E-08	1.69 ± 0.31	1.30 ± 0.16	0.83 ± 0.07
bn081003644	3.49E-06 ± 3.79E-08	2.56 ± 0.98	2.07 ± 0.46	1.03 ± 0.22
bn081006604	3.77E-07 ± 9.95E-09	3.06 ± 0.62	1.41 ± 0.30	0.47 ± 0.07

Table 9—Continued

Trigger ID	Fluence (erg cm ⁻²)	PF64 (ph cm ⁻² s ⁻¹)	PF256 (ph cm ⁻² s ⁻¹)	PF1024 (ph cm ⁻² s ⁻¹)
bn081006872	2.39E-07 ± 1.10E-08	1.99 ± 0.50	0.99 ± 0.17	0.45 ± 0.07
bn081008832	4.73E-06 ± 6.06E-08	1.73 ± 0.79	1.13 ± 0.30	0.92 ± 0.15
bn081009140	1.40E-05 ± 1.63E-08	39.93 ± 2.49	36.75 ± 1.23	30.43 ± 0.61
bn081009690	6.21E-06 ± 4.08E-08	3.98 ± 1.09	3.22 ± 0.46	2.83 ± 0.22
bn081012045	1.33E-07 ± 2.43E-08	1.82 ± 0.37	1.31 ± 0.15	0.89 ± 0.07
bn081012549	1.80E-06 ± 4.24E-08	1.45 ± 0.69	1.02 ± 0.31	0.90 ± 0.13
bn081017474	7.33E-07 ± 1.15E-08	1.78 ± 0.45	0.91 ± 0.17	0.69 ± 0.08
bn081021398	3.62E-06 ± 5.75E-08	2.86 ± 1.07	2.24 ± 0.47	1.81 ± 0.23
bn081022364	7.17E-07 ± 1.88E-08	1.41 ± 0.38	0.99 ± 0.19	0.79 ± 0.09
bn081024245	7.88E-08 ± 9.11E-09	3.78 ± 0.81	1.50 ± 0.24	0.57 ± 0.09
bn081024851	3.44E-06 ± 3.78E-08	1.82 ± 0.73	1.02 ± 0.37	0.70 ± 0.18
bn081024891	2.07E-07 ± 1.41E-08	3.60 ± 0.56	1.93 ± 0.26	1.07 ± 0.14
bn081025349	3.32E-06 ± 5.82E-08	2.98 ± 0.68	2.60 ± 0.36	2.14 ± 0.17
bn081028538	1.28E-06 ± 1.52E-08	3.14 ± 0.85	2.63 ± 0.43	2.01 ± 0.21
bn081101167	7.26E-07 ± 3.24E-08	1.73 ± 0.53	0.92 ± 0.26	0.58 ± 0.12
bn081101491	8.60E-08 ± 1.50E-09	3.32 ± 0.80	1.75 ± 0.37	0.43 ± 0.15
bn081101532	6.81E-06 ± 1.39E-07	6.24 ± 1.39	5.64 ± 0.64	4.96 ± 0.31
bn081102365	5.21E-07 ± 1.81E-08	2.91 ± 0.57	2.27 ± 0.29	1.38 ± 0.14
bn081102739	2.28E-06 ± 5.56E-08	1.83 ± 0.76	1.34 ± 0.40	0.92 ± 0.17
bn081105614	8.46E-08 ± 8.58E-09	3.50 ± 0.69	1.21 ± 0.24	0.32 ± 0.09
bn081107321	6.78E-07 ± 1.59E-08	5.08 ± 0.79	4.39 ± 0.40	3.05 ± 0.19
bn081109293	3.39E-06 ± 2.80E-08	1.70 ± 0.70	1.07 ± 0.40	0.79 ± 0.19
bn081110601	3.06E-06 ± 4.74E-08	11.00 ± 1.02	9.31 ± 0.57	7.13 ± 0.27
bn081113230	1.75E-07 ± 1.85E-08	3.96 ± 0.99	2.78 ± 0.47	1.15 ± 0.18
bn081115891	4.63E-08 ± 6.74E-09	2.70 ± 0.50	0.97 ± 0.15	0.35 ± 0.05
bn081118876	2.71E-06 ± 1.99E-08	3.41 ± 0.77	2.59 ± 0.37	2.32 ± 0.18
bn081119184	6.14E-08 ± 9.29E-09	2.43 ± 0.65	1.11 ± 0.22	0.42 ± 0.08
bn081120618	8.64E-07 ± 1.04E-08	1.67 ± 0.45	1.38 ± 0.22	1.20 ± 0.11
bn081121858	8.47E-06 ± 1.20E-07	7.16 ± 1.25	5.69 ± 0.75	3.50 ± 0.37
bn081122520	4.61E-06 ± 4.46E-08	9.44 ± 1.05	8.97 ± 0.52	6.09 ± 0.24
bn081122614	7.05E-08 ± 4.38E-09	3.62 ± 0.51	1.86 ± 0.19	0.45 ± 0.06
bn081124060	2.07E-06 ± 2.86E-08	2.17 ± 1.15	2.14 ± 0.55	1.74 ± 0.30

Table 9—Continued

Trigger ID	Fluence (erg cm ⁻²)	PF64 (ph cm ⁻² s ⁻¹)	PF256 (ph cm ⁻² s ⁻¹)	PF1024 (ph cm ⁻² s ⁻¹)
bn081125496	1.10E-05 ± 8.32E-08	14.90 ± 1.83	14.47 ± 0.90	12.76 ± 0.43
bn081126899	5.37E-06 ± 3.22E-08	4.28 ± 0.81	3.72 ± 0.39	3.34 ± 0.19
bn081129161	8.46E-06 ± 7.31E-08	9.78 ± 1.26	9.09 ± 0.64	6.91 ± 0.31
bn081130212	9.50E-08 ± 1.20E-08	1.22 ± 0.47	0.86 ± 0.20	0.41 ± 0.08
bn081130629	1.84E-06 ± 2.98E-08	2.72 ± 0.80	1.94 ± 0.37	1.72 ± 0.19
bn081204004	7.08E-07 ± 3.46E-08	2.77 ± 0.66	2.05 ± 0.30	1.45 ± 0.15
bn081204517	1.75E-07 ± 8.22E-09	6.45 ± 0.83	3.26 ± 0.36	0.93 ± 0.13
bn081206275	2.52E-06 ± 4.39E-08	2.01 ± 0.80	1.30 ± 0.41	0.89 ± 0.16
bn081206604	2.62E-07 ± 1.86E-08	0.66 ± 0.24	0.54 ± 0.12	0.45 ± 0.06
bn081206987	6.49E-07 ± 1.77E-08	0.85 ± 0.41	0.60 ± 0.14	0.41 ± 0.06
bn081207680	2.61E-05 ± 5.93E-08	3.34 ± 0.73	2.74 ± 0.34	2.41 ± 0.17
bn081209981	4.17E-07 ± 6.89E-09	11.82 ± 1.21	6.88 ± 0.54	1.82 ± 0.22
bn081213173	5.63E-08 ± 9.37E-09	2.96 ± 0.58	1.19 ± 0.20	0.36 ± 0.06
bn081215784	2.32E-05 ± 2.51E-08	70.61 ± 2.13	57.89 ± 1.00	31.29 ± 0.39
bn081215880	1.04E-06 ± 1.66E-08	3.08 ± 0.74	2.33 ± 0.34	1.33 ± 0.13
bn081216531	9.46E-07 ± 3.24E-08	16.66 ± 1.27	13.12 ± 0.57	4.17 ± 0.21
bn081217983	5.29E-06 ± 7.06E-08	3.50 ± 0.64	2.98 ± 0.30	2.67 ± 0.16
bn081221681	1.78E-05 ± 3.72E-08	12.01 ± 1.36	11.38 ± 0.64	11.06 ± 0.32
bn081222204	6.94E-06 ± 5.26E-08	6.63 ± 0.93	5.93 ± 0.45	5.30 ± 0.23
bn081223419	5.04E-07 ± 9.49E-09	7.70 ± 0.88	6.76 ± 0.42	2.68 ± 0.18
bn081224887	1.69E-05 ± 7.74E-08	13.46 ± 1.08	13.18 ± 0.55	12.85 ± 0.27
bn081225257	2.35E-06 ± 3.02E-08	1.30 ± 0.63	0.76 ± 0.29	0.64 ± 0.14
bn081226044	2.07E-07 ± 1.46E-08	3.32 ± 0.83	2.97 ± 0.39	1.04 ± 0.13
bn081226156	1.60E-06 ± 7.59E-09	1.45 ± 0.59	0.91 ± 0.37	0.75 ± 0.19
bn081226509	1.93E-07 ± 7.25E-09	5.13 ± 0.78	3.46 ± 0.33	0.95 ± 0.13
bn081229187	2.81E-07 ± 3.55E-08	2.66 ± 0.60	2.27 ± 0.33	0.75 ± 0.16
bn081229675
bn081230871	9.14E-08 ± 7.74E-09	2.37 ± 0.62	0.98 ± 0.30	0.51 ± 0.15
bn081231140	9.08E-06 ± 6.37E-08	7.30 ± 1.05	6.62 ± 0.50	4.96 ± 0.23
bn090101758	6.96E-06 ± 6.05E-08	6.44 ± 0.95	5.52 ± 0.55	4.84 ± 0.28
bn090102122	1.30E-05 ± 3.02E-08	10.01 ± 0.97	8.50 ± 0.47	6.45 ± 0.21
bn090107681	1.71E-06 ± 5.67E-08	2.37 ± 1.63	1.62 ± 0.69	0.97 ± 0.33

Table 9—Continued

Trigger ID	Fluence (erg cm ⁻²)	PF64 (ph cm ⁻² s ⁻¹)	PF256 (ph cm ⁻² s ⁻¹)	PF1024 (ph cm ⁻² s ⁻¹)
bn090108020	5.17E-07 ± 9.23E-09	13.13 ± 0.75	8.97 ± 0.32	3.09 ± 0.11
bn090108322	1.83E-07 ± 7.72E-09	4.65 ± 0.68	3.46 ± 0.29	0.90 ± 0.09
bn090109332	1.07E-07 ± 9.15E-09	1.94 ± 0.82	1.00 ± 0.47	0.48 ± 0.22
bn090112332	2.15E-06 ± 3.66E-08	3.44 ± 0.60	2.78 ± 0.27	1.84 ± 0.11
bn090112729	5.54E-06 ± 5.44E-08	7.42 ± 1.32	7.13 ± 0.63	5.86 ± 0.29
bn090113778	8.27E-07 ± 2.60E-08	3.61 ± 0.71	2.56 ± 0.36	1.69 ± 0.17
bn090117335	6.96E-07 ± 2.37E-08	1.97 ± 0.50	1.55 ± 0.23	1.24 ± 0.11
bn090117632	6.00E-06 ± 8.74E-08	2.39 ± 0.62	1.72 ± 0.35	1.44 ± 0.17
bn090117640	9.85E-07 ± 2.16E-08	2.82 ± 0.98	2.68 ± 0.49	1.74 ± 0.21
bn090120627	3.82E-07 ± 1.07E-08	2.54 ± 0.63	1.66 ± 0.30	0.93 ± 0.15
bn090126227	4.92E-07 ± 9.30E-09	1.47 ± 0.67	0.93 ± 0.37	0.77 ± 0.18
bn090126245	2.02E-07 ± 1.06E-08	2.41 ± 0.48	1.39 ± 0.23	0.86 ± 0.11
bn090129880	2.70E-06 ± 2.81E-08	3.92 ± 0.77	2.88 ± 0.43	2.66 ± 0.21
bn090131090	8.64E-06 ± 2.82E-08	13.77 ± 1.52	12.75 ± 0.74	9.21 ± 0.35
bn090202347	2.93E-06 ± 1.37E-08	4.00 ± 0.77	3.49 ± 0.40	2.74 ± 0.20
bn090206620	2.61E-07 ± 6.55E-09	6.58 ± 0.73	4.33 ± 0.31	1.21 ± 0.09
bn090207777	1.43E-06 ± 2.25E-08	1.86 ± 0.40	1.37 ± 0.18	0.91 ± 0.07
bn090213236	6.61E-07 ± 3.28E-08	1.33 ± 0.43	0.84 ± 0.20	0.47 ± 0.10
bn090217206	1.14E-05 ± 1.79E-08	6.91 ± 0.69	5.52 ± 0.32	4.51 ± 0.14
bn090219074	9.30E-08 ± 2.58E-08	2.78 ± 0.97	1.58 ± 0.40	0.68 ± 0.15
bn090222179	1.93E-06 ± 3.04E-08	2.16 ± 0.70	1.67 ± 0.33	1.29 ± 0.17
bn090225009	7.22E-08 ± 8.10E-09	1.05 ± 0.68	0.64 ± 0.13	0.29 ± 0.07
bn090227310	1.50E-06 ± 1.17E-08	3.91 ± 0.61	1.75 ± 0.20	1.25 ± 0.09
bn090227772	1.86E-06 ± 2.34E-08	38.97 ± 4.66	25.90 ± 1.27	7.30 ± 0.33
bn090228204	1.76E-06 ± 1.32E-08	60.99 ± 2.19	25.46 ± 0.70	7.22 ± 0.19
bn090228976	5.42E-07 ± 3.88E-08	1.14 ± 0.38	0.83 ± 0.15	0.60 ± 0.08
bn090301315	1.14E-06 ± 1.62E-08	2.06 ± 0.63	1.58 ± 0.35	1.34 ± 0.18
bn090304216	4.80E-07 ± 5.26E-08	1.80 ± 0.52	1.28 ± 0.36	0.84 ± 0.14
bn090305052	7.73E-07 ± 6.47E-09	4.89 ± 0.51	4.08 ± 0.28	2.68 ± 0.15
bn090306245	7.13E-07 ± 1.93E-08	1.27 ± 0.35	0.67 ± 0.15	0.41 ± 0.06
bn090307167	5.54E-07 ± 2.03E-08	0.81 ± 0.26	0.46 ± 0.17	0.32 ± 0.06
bn090308734	1.01E-06 ± 1.36E-08	6.20 ± 0.71	4.78 ± 0.34	3.04 ± 0.17

Table 9—Continued

Trigger ID	Fluence (erg cm ⁻²)	PF64 (ph cm ⁻² s ⁻¹)	PF256 (ph cm ⁻² s ⁻¹)	PF1024 (ph cm ⁻² s ⁻¹)
bn090309767	2.28E-06 ± 3.76E-08	2.00 ± 0.74	1.30 ± 0.43	1.00 ± 0.19
bn090310189	3.00E-06 ± 3.28E-08	2.90 ± 0.80	1.83 ± 0.40	1.39 ± 0.20
bn090316311	5.72E-07 ± 1.09E-08	4.25 ± 0.52	3.05 ± 0.29	1.17 ± 0.11
bn090319622	3.49E-06 ± 3.38E-08	2.12 ± 0.49	1.39 ± 0.18	0.99 ± 0.09
bn090320045	2.49E-07 ± 1.15E-08	0.93 ± 0.58	0.80 ± 0.25	0.55 ± 0.13
bn090320418	4.96E-07 ± 1.77E-08	1.49 ± 0.49	1.05 ± 0.31	0.74 ± 0.14
bn090320801	8.84E-07 ± 3.26E-08	2.00 ± 0.47	1.50 ± 0.21	0.99 ± 0.10
bn090323002	5.32E-05 ± 8.35E-08	8.41 ± 0.81	7.31 ± 0.40	6.24 ± 0.20
bn090326633	8.79E-07 ± 3.09E-08	1.90 ± 0.82	1.54 ± 0.45	1.27 ± 0.22
bn090327404	1.57E-06 ± 2.92E-08	1.65 ± 0.70	1.20 ± 0.31	0.98 ± 0.17
bn090328401	1.97E-05 ± 3.81E-08	11.90 ± 0.84	11.06 ± 0.41	8.30 ± 0.18
bn090328713	7.15E-08 ± 1.02E-08	5.80 ± 0.55	2.53 ± 0.20	0.61 ± 0.06
bn090330279	6.53E-06 ± 2.23E-08	3.22 ± 0.74	2.91 ± 0.35	2.23 ± 0.18
bn090331681	1.73E-07 ± 1.74E-08	3.98 ± 0.82	1.93 ± 0.35	1.00 ± 0.16
bn090403314	6.33E-07 ± 1.07E-08	1.41 ± 0.40	0.77 ± 0.13	0.49 ± 0.06
bn090405663	1.43E-07 ± 1.56E-08	4.00 ± 0.53	2.35 ± 0.23	0.71 ± 0.10
bn090409288	5.68E-07 ± 3.07E-08	1.12 ± 0.75	0.95 ± 0.38	0.44 ± 0.18
bn090411838	3.80E-06 ± 6.37E-08	4.45 ± 0.88	3.65 ± 0.49	2.65 ± 0.22
bn090411991	3.59E-06 ± 5.61E-08	3.84 ± 0.96	3.02 ± 0.50	2.04 ± 0.25
bn090412061	7.36E-08 ± 7.83E-09	2.37 ± 0.57	1.70 ± 0.24	0.45 ± 0.10
bn090413122	1.97E-06 ± 2.71E-08	2.50 ± 0.67	2.06 ± 0.33	1.32 ± 0.16
bn090418816	9.99E-08 ± 1.72E-08	3.10 ± 0.56	1.85 ± 0.25	0.74 ± 0.11
bn090419997	5.65E-06 ± 1.15E-07	1.79 ± 0.59	1.38 ± 0.29	1.24 ± 0.16
bn090422150	2.67E-07 ± 1.84E-08	1.71 ± 0.43	1.47 ± 0.22	0.80 ± 0.10
bn090423330	4.36E-07 ± 4.05E-08	1.26 ± 0.47	0.79 ± 0.20	0.58 ± 0.10
bn090424592	2.80E-05 ± 2.02E-08	64.98 ± 1.88	58.04 ± 0.99	45.97 ± 0.49
bn090425377	8.04E-06 ± 6.66E-08	6.71 ± 1.79	5.62 ± 0.79	4.64 ± 0.39
bn090426066	3.75E-07 ± 2.04E-08	1.40 ± 0.33	1.00 ± 0.16	0.78 ± 0.08
bn090426690	1.41E-06 ± 3.04E-08	3.03 ± 0.78	2.71 ± 0.41	2.29 ± 0.19
bn090427644	1.52E-07 ± 9.99E-09	1.42 ± 0.60	1.08 ± 0.29	0.76 ± 0.15
bn090427688	9.36E-07 ± 1.58E-08	1.75 ± 0.48	0.91 ± 0.20	0.63 ± 0.08
bn090428441	6.16E-07 ± 3.67E-08	5.08 ± 0.90	3.92 ± 0.50	2.26 ± 0.25

Table 9—Continued

Trigger ID	Fluence (erg cm ⁻²)	PF64 (ph cm ⁻² s ⁻¹)	PF256 (ph cm ⁻² s ⁻¹)	PF1024 (ph cm ⁻² s ⁻¹)
bn090428552	2.80E-06 ± 6.16E-08	2.51 ± 0.96	2.09 ± 0.53	1.76 ± 0.27
bn090429530	1.67E-06 ± 5.07E-08	2.37 ± 1.16	1.59 ± 0.46	1.24 ± 0.22
bn090429753	3.93E-07 ± 1.41E-08	3.78 ± 0.83	3.27 ± 0.36	1.77 ± 0.15
bn090502777	1.73E-06 ± 1.60E-08	2.91 ± 0.51	2.23 ± 0.23	1.39 ± 0.10
bn090509215	3.22E-06 ± 5.03E-08	2.06 ± 0.72	1.41 ± 0.32	1.10 ± 0.17
bn090510016	9.01E-07 ± 1.03E-08	16.22 ± 1.58	8.99 ± 0.75	3.82 ± 0.24
bn090510325	3.17E-07 ± 1.56E-08	0.81 ± 0.32	0.65 ± 0.15	0.47 ± 0.07
bn090511684	8.25E-07 ± 2.34E-08	1.94 ± 0.68	1.44 ± 0.36	1.17 ± 0.19
bn090513916	2.68E-06 ± 9.18E-08	2.12 ± 0.77	1.73 ± 0.41	1.08 ± 0.16
bn090513941	4.83E-07 ± 1.43E-08	0.94 ± 0.34	0.64 ± 0.16	0.41 ± 0.09
bn090514006	3.34E-06 ± 5.32E-08	4.05 ± 0.75	3.11 ± 0.42	2.74 ± 0.19
bn090514726	1.30E-06 ± 1.87E-08	7.18 ± 1.03	6.57 ± 0.56	4.06 ± 0.26
bn090514734	4.99E-06 ± 9.65E-08	2.22 ± 0.97	1.64 ± 0.49	1.22 ± 0.24
bn090516137	9.68E-06 ± 9.67E-08	1.97 ± 0.65	1.41 ± 0.33	1.25 ± 0.16
bn090516353	9.11E-06 ± 2.60E-08	2.61 ± 1.01	1.77 ± 0.43	1.27 ± 0.23
bn090516853	2.25E-06 ± 3.67E-08	4.90 ± 1.07	4.09 ± 0.50	3.31 ± 0.24
bn090518080	4.28E-07 ± 1.02E-08	1.95 ± 1.15	1.48 ± 0.57	1.32 ± 0.31
bn090518244	1.38E-06 ± 4.50E-08	3.85 ± 1.00	3.06 ± 0.45	2.19 ± 0.22
bn090519462	2.12E-06 ± 2.28E-08	1.65 ± 0.91	1.49 ± 0.37	1.02 ± 0.19
bn090519881	1.81E-06 ± 2.24E-08	1.15 ± 0.62	0.76 ± 0.32	0.46 ± 0.15
bn090520832	1.61E-07 ± 1.39E-08	2.76 ± 1.01	1.79 ± 0.43	0.87 ± 0.19
bn090520850	2.06E-06 ± 5.56E-08	4.29 ± 1.00	2.90 ± 0.43	2.48 ± 0.21
bn090520876	2.65E-06 ± 2.24E-08	2.71 ± 0.86	2.32 ± 0.46	1.93 ± 0.23
bn090522344	8.84E-07 ± 1.80E-08	1.95 ± 0.81	1.45 ± 0.38	1.05 ± 0.20
bn090524346	9.49E-06 ± 3.72E-08	6.43 ± 0.85	6.22 ± 0.44	5.77 ± 0.22
bn090528173	2.78E-06 ± 4.64E-08	2.18 ± 0.84	1.41 ± 0.42	1.00 ± 0.20
bn090528516	2.45E-05 ± 4.42E-08	8.45 ± 0.85	7.38 ± 0.45	5.50 ± 0.21
bn090529310	5.64E-07 ± 1.85E-08	1.94 ± 0.72	1.57 ± 0.33	1.24 ± 0.16
bn090529564	4.85E-06 ± 1.91E-08	15.73 ± 1.15	12.99 ± 0.56	10.53 ± 0.27
bn090530760	3.14E-05 ± 8.32E-08	6.11 ± 0.90	5.47 ± 0.46	4.94 ± 0.23
bn090531775	1.60E-07 ± 1.10E-08	2.74 ± 0.56	1.61 ± 0.22	1.06 ± 0.09
bn090602564	1.15E-06 ± 2.79E-08	1.10 ± 0.57	0.73 ± 0.14	0.51 ± 0.08

Table 9—Continued

Trigger ID	Fluence (erg cm ⁻²)	PF64 (ph cm ⁻² s ⁻¹)	PF256 (ph cm ⁻² s ⁻¹)	PF1024 (ph cm ⁻² s ⁻¹)
bn090606471	5.60E-07 ± 4.43E-08	2.48 ± 1.16	1.17 ± 0.47	0.74 ± 0.22
bn090608052	6.16E-07 ± 7.98E-09	1.44 ± 0.80	1.07 ± 0.36	0.67 ± 0.17
bn090610648	7.45E-07 ± 3.21E-08	1.90 ± 0.65	1.63 ± 0.29	1.48 ± 0.15
bn090610723	2.23E-06 ± 3.41E-08	1.49 ± 0.46	0.82 ± 0.17	0.59 ± 0.07
bn090610883	3.92E-07 ± 1.20E-08	1.02 ± 0.52	0.84 ± 0.21	0.54 ± 0.09
bn090612619	3.29E-06 ± 4.03E-08	4.22 ± 0.96	3.40 ± 0.47	3.22 ± 0.23
bn090616157	2.03E-07 ± 1.17E-08	1.57 ± 0.70	1.46 ± 0.32	0.98 ± 0.15
bn090617208	3.59E-07 ± 8.17E-09	9.74 ± 0.81	5.99 ± 0.38	1.52 ± 0.14
bn090618353	1.42E-04 ± 2.33E-07	35.50 ± 2.57	32.42 ± 1.25	29.98 ± 0.61
bn090620400	9.18E-06 ± 2.61E-08	13.18 ± 0.78	11.50 ± 0.38	9.75 ± 0.18
bn090620901	2.32E-07 ± 1.65E-08	1.76 ± 0.71	1.36 ± 0.29	1.06 ± 0.14
bn090621185	5.42E-06 ± 1.11E-07	1.93 ± 0.71	1.28 ± 0.38	1.03 ± 0.19
bn090621417	2.07E-06 ± 4.99E-08	2.36 ± 0.70	1.87 ± 0.36	1.41 ± 0.17
bn090621447	8.38E-07 ± 2.47E-08	1.37 ± 0.36	0.97 ± 0.17	0.71 ± 0.07
bn090621922	1.97E-07 ± 1.16E-08	5.80 ± 0.91	2.96 ± 0.37	0.92 ± 0.12
bn090623107	5.58E-06 ± 3.70E-08	5.01 ± 0.77	4.44 ± 0.38	3.23 ± 0.18
bn090623913	1.30E-06 ± 3.06E-08	2.59 ± 0.51	2.01 ± 0.22	1.16 ± 0.08
bn090625234	8.37E-07 ± 7.05E-09	1.45 ± 0.47	0.86 ± 0.25	0.59 ± 0.13
bn090625560	1.49E-06 ± 4.43E-08	2.72 ± 1.20	1.91 ± 0.53	1.27 ± 0.26
bn090626189	3.38E-05 ± 5.85E-08	27.26 ± 1.85	23.93 ± 0.83	16.05 ± 0.35
bn090626707
bn090629543	2.23E-07 ± 1.39E-08	0.80 ± 0.34	0.48 ± 0.17	0.25 ± 0.06
bn090630311	5.42E-07 ± 6.37E-09	2.79 ± 0.83	2.29 ± 0.41	1.84 ± 0.20
bn090701225	2.32E-07 ± 9.12E-09	1.69 ± 0.72	1.29 ± 0.36	1.05 ± 0.18
bn090703329	4.51E-07 ± 1.57E-08	1.84 ± 0.45	1.26 ± 0.21	0.74 ± 0.08
bn090704242	4.17E-06 ± 4.60E-08	2.60 ± 0.88	1.19 ± 0.45	0.77 ± 0.21
bn090704783	8.34E-07 ± 1.96E-08	1.03 ± 0.43	0.77 ± 0.21	0.57 ± 0.08
bn090706283	3.15E-06 ± 3.66E-08	1.54 ± 0.97	0.86 ± 0.43	0.61 ± 0.24
bn090708152	5.26E-07 ± 1.67E-08	0.78 ± 0.32	0.54 ± 0.14	0.37 ± 0.05
bn090709630	1.28E-06 ± 2.40E-08	2.04 ± 0.60	1.58 ± 0.30	1.34 ± 0.15
bn090711850	2.89E-06 ± 4.31E-08	2.73 ± 0.79	1.71 ± 0.44	1.48 ± 0.21
bn090712160	4.18E-06 ± 1.48E-07	1.95 ± 0.66	0.87 ± 0.28	0.76 ± 0.15

Table 9—Continued

Trigger ID	Fluence (erg cm ⁻²)	PF64 (ph cm ⁻² s ⁻¹)	PF256 (ph cm ⁻² s ⁻¹)	PF1024 (ph cm ⁻² s ⁻¹)
bn090713020	5.39E-06 ± 1.95E-08	2.65 ± 0.79	1.60 ± 0.38	1.26 ± 0.18
bn090717034	1.31E-05 ± 3.95E-08	8.29 ± 0.92	6.89 ± 0.50	6.18 ± 0.24
bn090717111	1.57E-07 ± 1.26E-08	1.94 ± 0.50	1.74 ± 0.26	0.84 ± 0.13
bn090718720	1.89E-06 ± 1.91E-08	1.64 ± 1.02	1.12 ± 0.42	0.55 ± 0.20
bn090718762	1.36E-05 ± 5.60E-08	15.54 ± 1.29	14.52 ± 0.65	12.71 ± 0.33
bn090719063	2.69E-05 ± 8.15E-08	23.37 ± 1.61	21.86 ± 0.79	21.17 ± 0.39
bn090720276	2.00E-06 ± 1.56E-08	5.96 ± 1.31	4.80 ± 0.63	4.28 ± 0.31
bn090720710	4.82E-06 ± 1.15E-08	18.04 ± 0.98	14.59 ± 0.45	4.69 ± 0.14
bn090725838	1.29E-06 ± 2.58E-08	1.76 ± 1.11	1.38 ± 0.53	1.03 ± 0.27
bn090726218	3.06E-07 ± 1.03E-08	0.86 ± 0.38	1.03 ± 0.21	0.36 ± 0.05
bn090730608	1.92E-06 ± 4.26E-08	3.49 ± 0.41	3.00 ± 0.19	2.44 ± 0.09
bn090802235	5.79E-07 ± 1.81E-08	18.07 ± 1.75	10.58 ± 0.73	2.80 ± 0.24
bn090802666	1.45E-06 ± 3.16E-08	1.64 ± 0.98	1.18 ± 0.46	0.85 ± 0.24
bn090804940	9.73E-06 ± 7.24E-08	19.40 ± 1.68	18.70 ± 0.80	16.36 ± 0.41
bn090805622	2.50E-06 ± 2.79E-08	2.32 ± 1.45	1.31 ± 0.77	0.92 ± 0.34
bn090807832	5.53E-07 ± 1.31E-08	4.98 ± 0.50	3.85 ± 0.24	1.73 ± 0.09
bn090809978	1.20E-05 ± 7.03E-08	13.56 ± 1.16	12.52 ± 0.58	11.27 ± 0.28
bn090810659	4.53E-06 ± 4.23E-08	2.34 ± 1.38	1.63 ± 0.65	1.26 ± 0.32
bn090810781	2.47E-06 ± 2.90E-08	1.58 ± 0.71	1.09 ± 0.40	0.85 ± 0.19
bn090811696	4.59E-07 ± 1.14E-08	2.14 ± 0.83	1.43 ± 0.40	0.74 ± 0.20
bn090813174	1.81E-06 ± 2.24E-08	15.16 ± 1.10	10.02 ± 0.53	5.59 ± 0.25
bn090814368	2.78E-07 ± 3.08E-09	5.52 ± 0.67	4.37 ± 0.32	1.16 ± 0.12
bn090814950	8.73E-06 ± 1.91E-07	3.22 ± 0.96	2.60 ± 0.41	2.11 ± 0.20
bn090815300	7.86E-07 ± 2.26E-08	1.00 ± 0.44	1.07 ± 0.20	0.49 ± 0.06
bn090815438	2.44E-06 ± 8.04E-08	2.75 ± 1.07	2.34 ± 0.58	2.14 ± 0.28
bn090815946	1.52E-06 ± 1.51E-08	0.94 ± 0.40	0.52 ± 0.14	0.36 ± 0.05
bn090817036	2.54E-06 ± 5.90E-08	3.53 ± 0.70	1.92 ± 0.26	1.30 ± 0.10
bn090819607	1.36E-07 ± 8.29E-09	4.11 ± 0.70	2.37 ± 0.32	0.65 ± 0.13
bn090820027	9.11E-05 ± 8.84E-08	68.12 ± 2.98	67.23 ± 1.45	63.17 ± 0.71
bn090820509	5.47E-07 ± 1.99E-08	4.25 ± 0.82	2.64 ± 0.42	1.25 ± 0.15
bn090823133	1.43E-06 ± 2.77E-08	1.53 ± 0.94	1.23 ± 0.47	0.80 ± 0.22
bn090824918	1.77E-06 ± 3.25E-08	2.38 ± 1.14	1.29 ± 0.52	0.70 ± 0.25

Table 9—Continued

Trigger ID	Fluence (erg cm ⁻²)	PF64 (ph cm ⁻² s ⁻¹)	PF256 (ph cm ⁻² s ⁻¹)	PF1024 (ph cm ⁻² s ⁻¹)
bn090826068	4.75E-07 ± 2.26E-08	1.76 ± 0.68	1.50 ± 0.32	1.12 ± 0.16
bn090828099	1.28E-05 ± 1.02E-07	7.06 ± 1.21	6.27 ± 0.60	5.80 ± 0.30
bn090829672	3.83E-05 ± 8.43E-08	25.44 ± 1.35	20.88 ± 0.66	16.25 ± 0.32
bn090829702	2.67E-06 ± 2.70E-08	1.84 ± 0.58	1.38 ± 0.27	1.10 ± 0.14
bn090831317	4.82E-06 ± 2.93E-08	19.27 ± 1.56	9.00 ± 0.68	2.58 ± 0.26
bn090902401	7.35E-07 ± 2.23E-08	3.66 ± 0.74	3.14 ± 0.30	2.35 ± 0.15
bn090902462	9.44E-05 ± 1.77E-07	47.05 ± 1.92	39.91 ± 0.92	32.14 ± 0.44
bn090904058	1.16E-05 ± 1.13E-07	3.57 ± 0.67	2.96 ± 0.29	2.33 ± 0.14
bn090904581	8.69E-07 ± 1.49E-08	0.87 ± 0.39	0.46 ± 0.12	0.31 ± 0.06
bn090907017	2.80E-06 ± 6.52E-08	2.72 ± 1.03	1.73 ± 0.51	1.22 ± 0.24
bn090907808	5.84E-07 ± 1.22E-08	4.66 ± 0.51	4.48 ± 0.28	2.56 ± 0.11
bn090908314	1.92E-06 ± 4.02E-08	2.09 ± 0.76	1.56 ± 0.45	1.07 ± 0.23
bn090908341	1.25E-06 ± 6.49E-09	2.72 ± 0.71	1.65 ± 0.35	1.11 ± 0.16
bn090909487	3.06E-06 ± 8.64E-08	5.11 ± 1.57	2.39 ± 0.55	1.72 ± 0.25
bn090909854	1.03E-07 ± 1.12E-08	2.66 ± 0.45	1.37 ± 0.16	0.67 ± 0.07
bn090910812	1.07E-05 ± 1.16E-07	3.54 ± 0.72	2.60 ± 0.29	2.31 ± 0.15
bn090912660	5.66E-06 ± 8.75E-08	1.60 ± 0.35	1.11 ± 0.15	0.73 ± 0.07
bn090915650	1.72E-06 ± 2.71E-08	2.01 ± 0.83	1.29 ± 0.41	0.95 ± 0.20
bn090917661	5.84E-07 ± 2.03E-08	1.57 ± 0.35	1.05 ± 0.18	0.79 ± 0.08
bn090920035	1.75E-06 ± 1.98E-08	2.19 ± 1.45	1.23 ± 0.70	0.91 ± 0.33
bn090922539	6.42E-06 ± 2.67E-08	7.98 ± 0.87	7.37 ± 0.49	6.88 ± 0.23
bn090922605	2.46E-06 ± 5.29E-08	6.78 ± 1.39	4.19 ± 0.54	1.58 ± 0.19
bn090924625	1.71E-07 ± 6.86E-09	4.79 ± 0.82	2.98 ± 0.34	0.80 ± 0.15
bn090925389	4.97E-06 ± 1.61E-07	3.27 ± 0.97	2.53 ± 0.52	1.86 ± 0.24
bn090926181	7.44E-05 ± 1.79E-07	48.53 ± 1.56	48.06 ± 0.78	43.10 ± 0.37
bn090926914	6.68E-06 ± 8.19E-08	2.84 ± 0.89	2.21 ± 0.41	1.80 ± 0.22
bn090927422	1.24E-07 ± 9.01E-09	2.50 ± 1.09	1.60 ± 0.59	0.73 ± 0.27
bn090928646	1.16E-06 ± 2.79E-08	2.78 ± 1.13	1.97 ± 0.53	1.56 ± 0.30
bn090929190	3.86E-06 ± 5.08E-08	14.90 ± 1.66	13.54 ± 0.94	9.09 ± 0.41
bn091002685	1.63E-07 ± 6.14E-09	1.70 ± 0.59	1.45 ± 0.33	0.91 ± 0.17
bn091003191	1.20E-05 ± 3.73E-08	22.19 ± 2.11	19.68 ± 1.04	14.57 ± 0.49
bn091005679	7.91E-07 ± 3.27E-08	1.70 ± 0.70	1.27 ± 0.29	0.94 ± 0.13

Table 9—Continued

Trigger ID	Fluence (erg cm ⁻²)	PF64 (ph cm ⁻² s ⁻¹)	PF256 (ph cm ⁻² s ⁻¹)	PF1024 (ph cm ⁻² s ⁻¹)
bn091006360	7.82E-08 ± 9.67E-09	2.47 ± 0.52	1.93 ± 0.23	0.71 ± 0.10
bn091010113	6.00E-06 ± 2.99E-08	37.33 ± 1.75	33.35 ± 0.88	16.76 ± 0.39
bn091012783	8.03E-07 ± 2.29E-08	9.35 ± 1.09	6.35 ± 0.47	3.88 ± 0.19
bn091015129	7.88E-07 ± 2.65E-08	2.92 ± 0.97	2.10 ± 0.46	1.58 ± 0.20
bn091017861	2.38E-07 ± 7.90E-09	1.30 ± 0.45	1.09 ± 0.20	0.86 ± 0.09
bn091017985	1.15E-06 ± 1.68E-08	1.10 ± 0.38	0.99 ± 0.18	0.57 ± 0.07
bn091018957	1.16E-07 ± 1.40E-08	5.77 ± 2.68	3.46 ± 1.13	1.14 ± 0.41
bn091019750	6.08E-08 ± 3.03E-09	4.48 ± 0.69	1.28 ± 0.28	0.34 ± 0.13
bn091020900	4.52E-06 ± 8.08E-08	3.72 ± 1.07	3.33 ± 0.55	2.90 ± 0.27
bn091020977	5.22E-06 ± 2.94E-08	4.93 ± 0.60	4.08 ± 0.31	3.50 ± 0.15
bn091023021	2.56E-07 ± 1.01E-08	2.29 ± 0.59	1.51 ± 0.25	1.19 ± 0.12
bn091024372	4.97E-06 ± 3.47E-08	2.54 ± 0.66	1.49 ± 0.21	1.18 ± 0.10
bn091024380	1.47E-05 ± 2.67E-08	2.15 ± 0.58	1.37 ± 0.22	0.93 ± 0.09
bn091026485	3.15E-07 ± 1.18E-08	2.35 ± 0.96	1.48 ± 0.42	0.75 ± 0.20
bn091026550	7.17E-07 ± 2.72E-08	4.10 ± 2.06	2.09 ± 0.90	1.21 ± 0.49
bn091030613	2.57E-06 ± 1.87E-08	2.79 ± 0.64	2.04 ± 0.40	1.50 ± 0.20
bn091030828	1.40E-05 ± 8.43E-08	5.69 ± 0.90	5.15 ± 0.47	4.96 ± 0.22
bn091031500	8.04E-06 ± 4.47E-08	5.47 ± 0.85	4.28 ± 0.43	3.54 ± 0.22
bn091101143	4.27E-06 ± 4.38E-08	8.70 ± 1.15	6.80 ± 0.57	5.93 ± 0.28
bn091102607	1.06E-06 ± 6.28E-08	3.21 ± 0.91	2.11 ± 0.41	1.34 ± 0.20
bn091103912	3.30E-06 ± 6.38E-08	4.16 ± 0.63	3.67 ± 0.40	3.23 ± 0.20
bn091106762	7.85E-07 ± 3.76E-08	2.07 ± 1.48	1.03 ± 0.65	0.52 ± 0.29
bn091107635	5.37E-07 ± 2.29E-08	1.70 ± 0.32	1.14 ± 0.17	0.95 ± 0.08
bn091109895	1.15E-06 ± 2.91E-08	5.18 ± 0.63	4.37 ± 0.29	2.29 ± 0.12
bn091112737	4.04E-06 ± 2.87E-08	2.94 ± 0.80	2.04 ± 0.39	1.77 ± 0.19
bn091112928	2.65E-06 ± 2.67E-08	2.49 ± 0.67	1.62 ± 0.35	1.12 ± 0.17
bn091115177	8.38E-07 ± 3.16E-08	1.14 ± 0.40	0.55 ± 0.13	0.35 ± 0.05
bn091117080	1.85E-06 ± 2.41E-08	2.00 ± 0.51	0.88 ± 0.21	0.57 ± 0.10
bn091120191	1.61E-05 ± 2.00E-07	10.95 ± 1.08	10.07 ± 0.56	7.28 ± 0.26
bn091122163	6.89E-08 ± 1.73E-08	0.75 ± 0.25	0.65 ± 0.12	0.39 ± 0.06
bn091123081	1.14E-06 ± 4.78E-08	2.09 ± 0.63	1.54 ± 0.27	1.32 ± 0.14
bn091123298	3.40E-05 ± 2.00E-07	4.47 ± 1.15	3.69 ± 0.53	2.59 ± 0.25

Table 9—Continued

Trigger ID	Fluence (erg cm ⁻²)	PF64 (ph cm ⁻² s ⁻¹)	PF256 (ph cm ⁻² s ⁻¹)	PF1024 (ph cm ⁻² s ⁻¹)
bn091126333	2.24E-07 ± 1.66E-08	6.19 ± 0.92	4.50 ± 0.42	1.14 ± 0.15
bn091126389
bn091127976	9.43E-06 ± 2.00E-08	31.08 ± 2.04	25.97 ± 0.95	16.71 ± 0.45
bn091128285	2.34E-05 ± 2.38E-07	7.35 ± 1.26	6.01 ± 0.59	5.09 ± 0.26
bn091201089	4.48E-07 ± 9.54E-09	1.00 ± 0.45	0.65 ± 0.25	0.52 ± 0.12
bn091202072	8.76E-07 ± 1.97E-08	1.84 ± 0.71	1.11 ± 0.35	0.85 ± 0.18
bn091202219	3.47E-06 ± 8.36E-08	1.71 ± 0.80	1.50 ± 0.39	1.12 ± 0.18
bn091207333	2.94E-06 ± 5.80E-08	2.58 ± 0.80	1.97 ± 0.36	1.60 ± 0.18
bn091208410	3.17E-06 ± 9.86E-08	11.08 ± 1.43	10.47 ± 0.68	6.96 ± 0.32
bn091209001	5.46E-06 ± 1.02E-07	3.76 ± 0.95	2.25 ± 0.40	1.69 ± 0.19
bn091215234	4.38E-07 ± 3.35E-09	1.29 ± 0.35	0.81 ± 0.17	0.59 ± 0.08
bn091219462	4.51E-07 ± 1.35E-08	2.54 ± 0.48	2.11 ± 0.23	1.29 ± 0.09
bn091220442	3.09E-06 ± 2.49E-08	3.43 ± 0.95	2.71 ± 0.48	2.52 ± 0.24
bn091221870	5.27E-06 ± 9.28E-08	3.35 ± 0.73	2.76 ± 0.33	2.17 ± 0.16
bn091223191	1.56E-07 ± 2.44E-09	2.56 ± 0.61	1.80 ± 0.29	0.75 ± 0.14
bn091223511	5.27E-06 ± 3.33E-08	2.25 ± 0.82	1.57 ± 0.33	1.14 ± 0.15
bn091224373	1.41E-07 ± 6.52E-09	3.04 ± 0.87	1.72 ± 0.38	0.65 ± 0.15
bn091227294	3.81E-06 ± 5.71E-08	3.13 ± 0.80	2.28 ± 0.38	2.00 ± 0.19
bn091230260	1.06E-06 ± 2.29E-08	0.97 ± 0.32	0.60 ± 0.15	0.36 ± 0.07
bn091230712	1.50E-06 ± 4.79E-08	2.33 ± 0.92	1.45 ± 0.49	1.07 ± 0.24
bn091231206	5.58E-06 ± 1.06E-07	2.35 ± 0.63	2.01 ± 0.33	1.83 ± 0.17
bn091231540	4.06E-07 ± 1.60E-08	0.83 ± 0.45	0.62 ± 0.13	0.46 ± 0.06
bn100101028	2.50E-07 ± 9.38E-09	2.29 ± 0.79	1.34 ± 0.36	0.64 ± 0.12
bn100101988	3.75E-07 ± 1.18E-08	1.34 ± 0.55	1.15 ± 0.24	0.84 ± 0.12
bn100107074	9.05E-08 ± 1.10E-08	6.43 ± 1.49	1.70 ± 0.50	0.63 ± 0.23
bn100111176	6.01E-07 ± 8.87E-09	1.18 ± 0.91	1.05 ± 0.44	0.69 ± 0.19
bn100112418	5.56E-07 ± 5.99E-09	0.89 ± 0.34	0.49 ± 0.14	0.36 ± 0.06
bn100116897	1.28E-05 ± 6.14E-08	7.83 ± 1.03	7.06 ± 0.48	6.73 ± 0.23
bn100117879	1.98E-07 ± 2.74E-08	5.23 ± 0.86	3.61 ± 0.39	0.99 ± 0.14
bn100118100	7.91E-07 ± 5.19E-08	1.74 ± 0.97	1.55 ± 0.36	1.31 ± 0.17
bn100122616	5.79E-06 ± 8.58E-08	11.05 ± 1.69	10.29 ± 0.91	9.45 ± 0.44
bn100126460	5.31E-07 ± 3.24E-08	2.38 ± 0.82	1.19 ± 0.41	0.74 ± 0.16

Table 9—Continued

Trigger ID	Fluence (erg cm ⁻²)	PF64 (ph cm ⁻² s ⁻¹)	PF256 (ph cm ⁻² s ⁻¹)	PF1024 (ph cm ⁻² s ⁻¹)
bn100130729	4.69E-06 ± 4.67E-08	3.45 ± 0.80	2.57 ± 0.38	2.06 ± 0.20
bn100130777	7.37E-06 ± 7.43E-08	2.16 ± 0.69	1.74 ± 0.40	1.28 ± 0.18
bn100131730	4.29E-06 ± 4.35E-08	19.51 ± 1.36	16.46 ± 0.64	12.00 ± 0.27
bn100201588	5.41E-06 ± 3.07E-08	2.13 ± 0.56	1.18 ± 0.33	0.78 ± 0.18
bn100204024	6.09E-06 ± 7.98E-08	2.36 ± 0.68	2.25 ± 0.32	1.60 ± 0.17
bn100204566	1.97E-06 ± 2.20E-08	2.46 ± 1.26	1.60 ± 0.48	1.13 ± 0.29
bn100204858	1.71E-07 ± 1.47E-08	2.00 ± 0.86	1.66 ± 0.33	0.71 ± 0.15
bn100205490	7.95E-07 ± 1.42E-08	1.58 ± 0.80	1.26 ± 0.40	0.85 ± 0.20
bn100206563	3.43E-07 ± 8.34E-09	12.72 ± 0.98	6.12 ± 0.40	1.43 ± 0.14
bn100207665	1.26E-06 ± 2.57E-08	1.77 ± 0.90	1.41 ± 0.45	0.92 ± 0.18
bn100207721	2.28E-07 ± 1.20E-08	0.74 ± 0.60	0.40 ± 0.29	0.28 ± 0.15
bn100208386	4.33E-08 ± 3.39E-09	1.20 ± 1.07	0.92 ± 0.60	0.23 ± 0.22
bn100210101	1.21E-06 ± 1.45E-08	1.74 ± 0.72	1.16 ± 0.37	0.96 ± 0.19
bn100211440	7.80E-06 ± 7.88E-08	4.39 ± 1.32	3.46 ± 0.77	3.20 ± 0.37
bn100212550	1.52E-06 ± 3.59E-08	2.96 ± 0.72	2.75 ± 0.33	2.13 ± 0.16
bn100212588	2.06E-07 ± 8.49E-09	1.94 ± 0.86	1.50 ± 0.41	0.96 ± 0.21
bn100216422	1.50E-07 ± 8.42E-09	4.46 ± 0.76	2.68 ± 0.28	0.70 ± 0.11
bn100218194	1.55E-06 ± 6.08E-08	1.35 ± 0.51	0.67 ± 0.32	0.52 ± 0.15
bn100219026	1.74E-06 ± 3.10E-08	2.94 ± 1.08	1.51 ± 0.48	0.64 ± 0.22
bn100221368	1.05E-06 ± 1.56E-08	1.38 ± 0.67	1.11 ± 0.32	0.69 ± 0.16
bn100223110	3.09E-07 ± 3.39E-09	7.49 ± 0.87	4.58 ± 0.58	1.28 ± 0.20
bn100224112	5.77E-06 ± 1.87E-07	6.81 ± 1.06	6.22 ± 0.58	5.03 ± 0.29
bn100225115	3.06E-06 ± 4.85E-08	3.49 ± 0.61	2.70 ± 0.30	2.13 ± 0.15
bn100225249	3.25E-07 ± 3.31E-08	1.25 ± 0.61	0.69 ± 0.18	0.34 ± 0.09
bn100225580	3.45E-06 ± 6.07E-08	7.03 ± 0.82	6.29 ± 0.43	5.32 ± 0.20
bn100225703	8.14E-07 ± 2.25E-08	2.32 ± 0.60	2.02 ± 0.28	1.60 ± 0.14
bn100228544	1.46E-06 ± 2.68E-08	0.97 ± 0.73	0.55 ± 0.34	0.34 ± 0.16
bn100228873	3.43E-07 ± 8.98E-09	1.21 ± 0.74	0.75 ± 0.34	0.57 ± 0.17
bn100301068	1.41E-07 ± 6.60E-09	5.20 ± 1.05	2.24 ± 0.46	0.68 ± 0.20
bn100301223	1.38E-06 ± 3.31E-08	2.57 ± 0.80	1.86 ± 0.37	1.28 ± 0.19
bn100304004	3.13E-06 ± 8.27E-08	2.60 ± 1.31	1.60 ± 0.43	1.26 ± 0.27
bn100304534	2.65E-06 ± 8.94E-08	2.50 ± 1.10	2.08 ± 0.53	1.55 ± 0.27

Table 9—Continued

Trigger ID	Fluence (erg cm ⁻²)	PF64 (ph cm ⁻² s ⁻¹)	PF256 (ph cm ⁻² s ⁻¹)	PF1024 (ph cm ⁻² s ⁻¹)
bn100306199	3.26E-07 ± 1.37E-08	1.32 ± 0.40	0.81 ± 0.19	0.57 ± 0.09
bn100307928	7.13E-07 ± 1.22E-08	2.08 ± 0.71	1.35 ± 0.37	0.83 ± 0.18
bn100311518	1.43E-06 ± 5.40E-08	2.33 ± 0.84	1.44 ± 0.35	1.14 ± 0.16
bn100313288	2.77E-06 ± 3.41E-08	4.45 ± 0.72	3.66 ± 0.38	3.22 ± 0.21
bn100313509	1.30E-06 ± 2.23E-08	1.02 ± 0.38	0.74 ± 0.16	0.45 ± 0.06
bn100315361	1.36E-06 ± 2.42E-08	1.22 ± 0.40	0.67 ± 0.17	0.45 ± 0.08
bn100318611	9.50E-07 ± 1.13E-08	1.61 ± 0.82	0.82 ± 0.40	0.59 ± 0.20
bn100322045	2.94E-05 ± 1.07E-07	10.67 ± 0.84	9.39 ± 0.39	7.79 ± 0.19
bn100323542	1.07E-06 ± 7.14E-08	2.35 ± 0.93	1.61 ± 0.45	1.26 ± 0.22
bn100324172	1.95E-05 ± 9.77E-08	20.84 ± 1.26	19.50 ± 0.64	16.45 ± 0.30
bn100325246	5.74E-07 ± 8.43E-09	1.68 ± 0.77	1.40 ± 0.47	1.22 ± 0.24
bn100325275	2.11E-06 ± 2.76E-08	4.53 ± 0.63	3.51 ± 0.31	2.80 ± 0.14
bn100326294	2.43E-07 ± 3.56E-08	2.84 ± 0.51	2.13 ± 0.24	1.03 ± 0.11
bn100326402	6.18E-06 ± 1.33E-07	2.10 ± 0.74	1.40 ± 0.36	0.94 ± 0.20
bn100328141	3.72E-07 ± 1.15E-08	6.53 ± 0.62	5.53 ± 0.36	2.15 ± 0.14
bn100330309	2.44E-06 ± 2.82E-08	3.78 ± 0.50	3.16 ± 0.25	2.94 ± 0.12
bn100330856	3.07E-07 ± 6.52E-09	1.36 ± 0.67	0.83 ± 0.34	0.71 ± 0.17
bn100401297	9.64E-07 ± 1.52E-08	1.78 ± 0.38	1.73 ± 0.19	1.24 ± 0.08
bn100406758	7.23E-07 ± 2.24E-08	1.96 ± 0.71	1.44 ± 0.37	1.29 ± 0.18
bn100410356	4.55E-07 ± 2.07E-08	0.88 ± 0.34	0.81 ± 0.25	0.47 ± 0.09
bn100410740	2.92E-06 ± 1.51E-07	5.20 ± 2.37	3.82 ± 1.44	2.67 ± 0.69
bn100411516	1.15E-07 ± 9.52E-09	3.37 ± 0.47	1.24 ± 0.19	0.62 ± 0.08
bn100413732	6.18E-06 ± 4.53E-08	1.81 ± 0.82	1.12 ± 0.44	0.74 ± 0.19
bn100414097	3.34E-05 ± 1.04E-07	14.51 ± 1.05	13.34 ± 0.52	10.98 ± 0.24
bn100417166	1.75E-07 ± 1.96E-09	4.22 ± 0.71	2.24 ± 0.35	0.59 ± 0.13
bn100417789	8.95E-07 ± 2.86E-08	1.64 ± 0.86	0.75 ± 0.41	0.62 ± 0.20
bn100420008	2.54E-06 ± 1.98E-08	3.62 ± 0.84	2.90 ± 0.37	2.06 ± 0.18
bn100421917	4.16E-06 ± 1.21E-07	2.42 ± 0.93	1.79 ± 0.42	1.44 ± 0.20
bn100423244	4.02E-06 ± 5.87E-08	2.59 ± 0.59	2.14 ± 0.32	1.89 ± 0.15
bn100424729	3.97E-06 ± 3.06E-08	2.09 ± 0.52	1.25 ± 0.20	0.75 ± 0.08
bn100424876	7.49E-06 ± 6.97E-08	3.18 ± 0.81	2.57 ± 0.37	2.08 ± 0.18
bn100427356	1.28E-06 ± 3.48E-08	2.85 ± 0.82	1.88 ± 0.39	1.30 ± 0.20

Table 9—Continued

Trigger ID	Fluence (erg cm ⁻²)	PF64 (ph cm ⁻² s ⁻¹)	PF256 (ph cm ⁻² s ⁻¹)	PF1024 (ph cm ⁻² s ⁻¹)
bn100429999	1.69E-06 ± 2.39E-08	2.10 ± 0.66	1.28 ± 0.34	0.94 ± 0.16
bn100502356	8.66E-06 ± 1.05E-07	3.36 ± 0.61	2.86 ± 0.37	2.48 ± 0.20
bn100503554	9.69E-06 ± 2.03E-07	5.11 ± 0.75	4.16 ± 0.36	2.71 ± 0.18
bn100504806	1.06E-06 ± 5.76E-08	0.96 ± 0.36	0.75 ± 0.15	0.56 ± 0.07
bn100506653	1.41E-06 ± 3.37E-08	1.97 ± 0.74	1.23 ± 0.38	0.94 ± 0.18
bn100507577	7.14E-06 ± 6.07E-08	2.77 ± 0.52	2.09 ± 0.24	1.82 ± 0.12
bn100510810	1.86E-06 ± 4.10E-08	2.81 ± 1.06	1.35 ± 0.52	1.07 ± 0.26
bn100511035	1.27E-05 ± 3.80E-08	11.89 ± 1.06	10.12 ± 0.51	6.40 ± 0.23
bn100513879	2.19E-06 ± 3.02E-08	3.65 ± 0.85	3.03 ± 0.42	2.52 ± 0.22
bn100515467	3.47E-06 ± 2.87E-08	8.65 ± 1.00	7.71 ± 0.48	6.68 ± 0.24
bn100516369	1.11E-07 ± 7.74E-09	3.14 ± 0.49	1.35 ± 0.17	0.53 ± 0.06
bn100516396	9.15E-08 ± 8.96E-09	1.75 ± 0.47	1.25 ± 0.25	0.50 ± 0.12
bn100517072	3.15E-06 ± 8.16E-09	3.97 ± 0.95	3.53 ± 0.47	3.13 ± 0.24
bn100517132	6.86E-07 ± 2.79E-08	1.50 ± 0.71	1.25 ± 0.29	0.92 ± 0.15
bn100517154	1.27E-06 ± 1.60E-08	6.97 ± 0.75	5.08 ± 0.34	3.10 ± 0.15
bn100517243	1.17E-06 ± 2.46E-08	1.45 ± 0.68	1.26 ± 0.47	1.02 ± 0.21
bn100517639	1.81E-06 ± 7.24E-08	5.18 ± 0.64	4.66 ± 0.31	3.17 ± 0.14
bn100519204	1.15E-05 ± 1.17E-07	2.88 ± 0.80	2.32 ± 0.29	2.15 ± 0.16
bn100522157	2.28E-06 ± 2.93E-08	8.91 ± 0.95	4.93 ± 0.47	3.87 ± 0.25
bn100525744	4.23E-07 ± 4.70E-08	5.60 ± 0.96	3.17 ± 0.44	1.31 ± 0.21
bn100527795	8.36E-06 ± 3.66E-08	4.33 ± 0.66	3.70 ± 0.32	3.13 ± 0.15
bn100528075	1.41E-05 ± 2.71E-08	7.37 ± 1.06	6.56 ± 0.52	6.22 ± 0.25
bn100530737	2.72E-07 ± 9.60E-09	1.40 ± 0.57	1.09 ± 0.36	0.81 ± 0.16
bn100604287	3.05E-06 ± 2.06E-08	3.45 ± 1.14	3.07 ± 0.55	2.85 ± 0.27
bn100605774	4.34E-07 ± 1.19E-08	1.08 ± 0.39	0.78 ± 0.13	0.51 ± 0.06
bn100608382	9.22E-07 ± 1.14E-08	1.62 ± 0.41	1.06 ± 0.19	0.87 ± 0.09
bn100609783	1.14E-05 ± 3.41E-07	2.68 ± 0.81	1.82 ± 0.37	1.28 ± 0.17
bn100612545	6.06E-07 ± 1.76E-08	5.27 ± 0.97	4.21 ± 0.46	2.62 ± 0.21
bn100612726	8.58E-06 ± 2.07E-07	11.81 ± 1.13	11.34 ± 0.54	10.91 ± 0.28
bn100614498	8.92E-06 ± 1.41E-07	1.64 ± 0.80	1.14 ± 0.39	1.01 ± 0.18
bn100615083	4.86E-06 ± 4.43E-08	3.42 ± 0.82	3.07 ± 0.40	2.73 ± 0.20
bn100616773	1.37E-07 ± 8.66E-09	4.24 ± 1.34	2.53 ± 0.60	0.76 ± 0.26

Table 9—Continued

Trigger ID	Fluence (erg cm ⁻²)	PF64 (ph cm ⁻² s ⁻¹)	PF256 (ph cm ⁻² s ⁻¹)	PF1024 (ph cm ⁻² s ⁻¹)
bn100619015	5.95E-06 ± 4.05E-08	3.33 ± 1.02	2.52 ± 0.64	2.10 ± 0.32
bn100620119	2.39E-06 ± 4.26E-08	2.66 ± 0.86	1.86 ± 0.37	1.54 ± 0.20
bn100621452	4.22E-06 ± 1.50E-07	2.10 ± 0.77	1.53 ± 0.35	1.35 ± 0.18
bn100621529	8.33E-08 ± 2.51E-09	1.55 ± 0.64	0.71 ± 0.32	0.46 ± 0.14
bn100625773	4.56E-07 ± 3.62E-08	10.54 ± 1.73	8.49 ± 0.84	2.32 ± 0.30
bn100625891	7.99E-07 ± 8.42E-09	1.13 ± 0.32	0.70 ± 0.13	0.43 ± 0.06
bn100629801	7.43E-07 ± 5.60E-08	10.11 ± 1.80	8.55 ± 0.87	3.88 ± 0.39
bn100701490	8.52E-06 ± 2.41E-08	24.71 ± 1.93	15.06 ± 0.74	9.81 ± 0.31
bn100704149	6.06E-06 ± 6.24E-08	4.28 ± 0.86	3.68 ± 0.41	3.33 ± 0.20
bn100706693	6.55E-08 ± 3.48E-09	2.40 ± 0.69	1.26 ± 0.35	0.29 ± 0.17
bn100707032	4.36E-05 ± 7.80E-08	31.96 ± 1.72	31.24 ± 0.84	29.01 ± 0.42
bn100709602	5.00E-06 ± 4.61E-08	3.04 ± 1.06	2.10 ± 0.47	1.60 ± 0.22
bn100713980	9.13E-07 ± 9.28E-09	3.42 ± 0.62	2.29 ± 0.41	1.61 ± 0.11
bn100714672	1.78E-06 ± 5.30E-08	3.35 ± 1.00	1.91 ± 0.32	1.09 ± 0.16
bn100714686	8.34E-07 ± 2.03E-08	9.55 ± 1.09	7.62 ± 0.51	2.88 ± 0.18
bn100715477	1.44E-06 ± 7.47E-08	1.68 ± 0.61	1.09 ± 0.27	0.76 ± 0.14
bn100717372	2.32E-07 ± 1.27E-08	1.82 ± 0.44	1.37 ± 0.18	0.90 ± 0.08
bn100717446	1.78E-07 ± 7.70E-09	2.39 ± 0.45	1.42 ± 0.18	0.87 ± 0.07
bn100718160	1.59E-06 ± 2.53E-08	2.98 ± 0.48	2.70 ± 0.23	1.55 ± 0.09
bn100718796	1.40E-06 ± 2.17E-08	1.09 ± 0.36	0.72 ± 0.21	0.58 ± 0.08
bn100719311	2.07E-07 ± 1.97E-08	2.02 ± 0.44	1.30 ± 0.21	0.95 ± 0.10
bn100719825	1.50E-07 ± 1.35E-08	1.18 ± 0.54	0.59 ± 0.18	0.46 ± 0.08
bn100719989	2.66E-05 ± 3.67E-07	39.98 ± 2.31	36.56 ± 1.09	28.66 ± 0.50
bn100722096	4.33E-06 ± 2.14E-08	17.50 ± 0.90	15.19 ± 0.42	8.09 ± 0.16
bn100722291	6.28E-08 ± 1.22E-08	1.81 ± 0.51	1.07 ± 0.24	0.42 ± 0.11
bn100724029	9.65E-05 ± 2.75E-07	13.21 ± 0.79	12.05 ± 0.38	11.12 ± 0.18
bn100725475	2.18E-06 ± 1.03E-07	2.03 ± 1.33	1.19 ± 0.56	0.78 ± 0.29
bn100727238	5.63E-07 ± 1.33E-08	0.66 ± 0.25	0.56 ± 0.12	0.41 ± 0.06
bn100728095	6.20E-05 ± 3.14E-07	7.17 ± 0.54	6.10 ± 0.32	5.72 ± 0.17
bn100728439	1.95E-06 ± 3.36E-08	3.30 ± 0.52	2.92 ± 0.25	2.12 ± 0.12
bn100730463	3.88E-06 ± 9.37E-08	2.20 ± 0.67	1.43 ± 0.32	1.15 ± 0.15
bn100802240	6.67E-07 ± 1.75E-08	1.54 ± 0.43	1.08 ± 0.19	0.71 ± 0.09

Table 9—Continued

Trigger ID	Fluence (erg cm ⁻²)	PF64 (ph cm ⁻² s ⁻¹)	PF256 (ph cm ⁻² s ⁻¹)	PF1024 (ph cm ⁻² s ⁻¹)
bn100804104	7.00E-06 ± 1.02E-07	9.39 ± 1.11	8.65 ± 0.57	7.68 ± 0.29
bn100805300	1.11E-07 ± 4.10E-08	11.35 ± 1.78	2.99 ± 0.62	0.83 ± 0.26
bn100805845	6.01E-06 ± 8.89E-08	3.92 ± 0.69	3.72 ± 0.40	3.35 ± 0.20
bn100810049	1.92E-07 ± 2.63E-08	1.33 ± 0.46	0.89 ± 0.21	0.66 ± 0.09
bn100811108	5.83E-07 ± 9.09E-09	7.30 ± 0.69	6.00 ± 0.32	2.31 ± 0.10
bn100811781	2.57E-06 ± 4.43E-08	1.99 ± 0.48	1.70 ± 0.24	1.17 ± 0.11
bn100814160	9.85E-06 ± 5.57E-08	3.48 ± 0.60	2.82 ± 0.29	2.40 ± 0.14
bn100814351	2.50E-06 ± 2.09E-08	3.97 ± 0.61	3.60 ± 0.29	3.14 ± 0.14
bn100816009	1.48E-05 ± 1.32E-07	4.63 ± 1.35	3.02 ± 0.71	2.62 ± 0.36
bn100816026	2.50E-06 ± 3.39E-08	9.86 ± 1.08	8.56 ± 0.52	7.61 ± 0.25
bn100819498	1.81E-06 ± 5.48E-08	1.98 ± 0.71	1.37 ± 0.39	1.06 ± 0.18
bn100820373	1.65E-06 ± 2.88E-08	7.91 ± 0.57	6.30 ± 0.27	5.07 ± 0.12
bn100825287	5.81E-07 ± 1.50E-08	2.65 ± 0.63	2.11 ± 0.28	1.75 ± 0.13
bn100826957	7.76E-05 ± 5.47E-08	17.44 ± 0.99	15.11 ± 0.47	13.79 ± 0.23
bn100827455	3.26E-07 ± 1.21E-08	9.34 ± 0.82	4.39 ± 0.30	1.43 ± 0.09
bn100829374	3.93E-06 ± 2.53E-08	3.93 ± 0.57	3.21 ± 0.27	2.34 ± 0.12
bn100829876	9.07E-06 ± 4.09E-08	50.30 ± 2.08	39.31 ± 1.08	23.22 ± 0.45
bn100831651	1.64E-06 ± 6.52E-08	1.19 ± 0.42	1.20 ± 0.36	0.76 ± 0.10
bn100902990	1.13E-06 ± 2.46E-08	1.68 ± 0.47	0.94 ± 0.19	0.69 ± 0.08
bn100905907	1.11E-06 ± 1.08E-08	2.46 ± 0.61	1.23 ± 0.21	0.91 ± 0.09
bn100906576	1.27E-05 ± 3.21E-08	8.09 ± 0.80	7.53 ± 0.40	5.76 ± 0.18
bn100907751	4.34E-07 ± 3.39E-08	1.81 ± 0.48	1.55 ± 0.23	1.16 ± 0.11
bn100910818	7.92E-06 ± 2.51E-08	17.00 ± 0.78	15.81 ± 0.39	10.65 ± 0.16
bn100911816	4.37E-07 ± 1.70E-08	1.58 ± 0.35	1.11 ± 0.16	0.88 ± 0.08
bn100915243	2.48E-07 ± 1.49E-08	1.04 ± 0.36	0.66 ± 0.17	0.42 ± 0.09
bn100916779	9.24E-07 ± 7.88E-08	10.10 ± 1.33	7.89 ± 0.59	2.49 ± 0.21
bn100918863	5.86E-05 ± 1.48E-06	7.50 ± 0.79	6.44 ± 0.37	5.95 ± 0.18
bn100919884	3.30E-06 ± 4.64E-08	2.38 ± 0.56	1.83 ± 0.34	1.55 ± 0.16
bn100922625	2.18E-07 ± 6.81E-09	0.62 ± 0.25	0.47 ± 0.12	0.36 ± 0.06
bn100923844	2.04E-06 ± 3.00E-08	1.91 ± 0.56	1.56 ± 0.25	1.37 ± 0.13
bn100924165	1.73E-06 ± 1.90E-08	5.55 ± 0.59	4.49 ± 0.35	3.56 ± 0.18
bn100926595	3.77E-06 ± 8.65E-09	3.92 ± 0.75	3.63 ± 0.37	2.69 ± 0.16

Table 9—Continued

Trigger ID	Fluence (erg cm ⁻²)	PF64 (ph cm ⁻² s ⁻¹)	PF256 (ph cm ⁻² s ⁻¹)	PF1024 (ph cm ⁻² s ⁻¹)
bn100926694	7.67E-07 ± 1.68E-08	1.44 ± 0.39	0.68 ± 0.15	0.44 ± 0.06
bn100929235	3.14E-07 ± 1.09E-08	1.10 ± 0.30	0.60 ± 0.14	0.42 ± 0.06
bn100929315	2.00E-07 ± 1.01E-08	1.55 ± 0.48	0.83 ± 0.18	0.56 ± 0.08
bn100929916	2.92E-07 ± 1.22E-08	7.88 ± 1.08	3.91 ± 0.39	1.44 ± 0.13
bn101002279	2.52E-07 ± 1.89E-08	1.00 ± 0.41	0.52 ± 0.14	0.33 ± 0.07
bn101003244	8.30E-07 ± 1.78E-08	1.84 ± 0.48	1.65 ± 0.17	1.15 ± 0.09
bn101004426	4.77E-06 ± 5.82E-08	2.00 ± 0.50	1.17 ± 0.30	0.85 ± 0.11
bn101008697	7.34E-07 ± 2.40E-08	2.62 ± 0.56	1.65 ± 0.22	0.83 ± 0.08
bn101010190	9.31E-07 ± 3.76E-08	1.24 ± 0.42	0.95 ± 0.19	0.70 ± 0.08
bn101011707	1.45E-06 ± 4.63E-08	2.21 ± 0.70	1.23 ± 0.28	0.65 ± 0.13
bn101013412	3.48E-06 ± 4.28E-08	4.78 ± 0.90	3.86 ± 0.47	2.50 ± 0.21
bn101014175	1.05E-04 ± 2.22E-07	36.28 ± 1.51	35.35 ± 0.76	28.31 ± 0.35
bn101015558	2.10E-05 ± 1.30E-07	2.44 ± 0.64	1.55 ± 0.29	1.33 ± 0.16
bn101016243	1.36E-06 ± 8.41E-09	5.88 ± 0.52	5.79 ± 0.26	4.30 ± 0.12
bn101017619	9.95E-07 ± 9.88E-09	1.12 ± 0.33	0.61 ± 0.10	0.32 ± 0.05
bn101021009	1.10E-05 ± 2.43E-07	6.54 ± 2.28	4.42 ± 0.95	3.60 ± 0.48
bn101021063	1.91E-07 ± 1.11E-08	2.43 ± 0.47	1.29 ± 0.20	0.73 ± 0.08
bn101023951	3.30E-05 ± 3.09E-07	18.57 ± 1.93	17.83 ± 1.02	16.23 ± 0.51
bn101024486	1.92E-06 ± 8.22E-08	5.44 ± 1.16	3.71 ± 0.51	2.64 ± 0.24
bn101025146	1.52E-07 ± 8.50E-09	0.59 ± 0.21	0.44 ± 0.10	0.30 ± 0.05
bn101026034	3.28E-07 ± 1.18E-08	7.47 ± 1.02	5.37 ± 0.47	1.41 ± 0.13
bn101027230	6.80E-08 ± 3.94E-09	2.83 ± 0.60	1.42 ± 0.22	0.36 ± 0.07
bn101030664	2.69E-06 ± 2.10E-08	1.10 ± 0.43	0.70 ± 0.22	0.51 ± 0.07
bn101031625	1.51E-07 ± 1.57E-08	5.23 ± 0.74	3.28 ± 0.31	1.02 ± 0.10
bn101101744	1.90E-07 ± 1.36E-08	2.18 ± 0.51	1.52 ± 0.24	1.12 ± 0.10
bn101101899	1.44E-06 ± 1.26E-08	1.48 ± 0.44	0.74 ± 0.19	0.47 ± 0.08
bn101102840	9.29E-07 ± 1.86E-08	0.82 ± 0.21	0.43 ± 0.14	0.33 ± 0.05
bn101104810	4.21E-07 ± 1.18E-08	3.20 ± 0.71	1.46 ± 0.21	0.85 ± 0.08
bn101107011	3.51E-06 ± 1.23E-07	1.82 ± 1.22	1.14 ± 0.59	0.87 ± 0.27
bn101112924	1.39E-06 ± 4.18E-08	4.18 ± 0.75	3.52 ± 0.34	2.89 ± 0.16
bn101112984	4.49E-06 ± 5.13E-08	1.47 ± 0.44	1.10 ± 0.21	0.85 ± 0.11
bn101113483	1.62E-06 ± 1.61E-08	1.98 ± 0.42	1.61 ± 0.20	1.36 ± 0.10

Table 9—Continued

Trigger ID	Fluence (erg cm ⁻²)	PF64 (ph cm ⁻² s ⁻¹)	PF256 (ph cm ⁻² s ⁻¹)	PF1024 (ph cm ⁻² s ⁻¹)
bn101116481	1.55E-07 ± 3.62E-08	3.03 ± 0.67	2.00 ± 0.32	0.88 ± 0.14
bn101117496	4.87E-06 ± 4.11E-08	2.73 ± 0.60	1.49 ± 0.22	0.97 ± 0.09
bn101119685	8.61E-08 ± 8.83E-09	2.58 ± 0.70	1.29 ± 0.23	0.59 ± 0.09
bn101123952	5.11E-05 ± 4.49E-08	24.01 ± 1.50	21.86 ± 0.73	19.17 ± 0.34
bn101126198	1.63E-05 ± 7.76E-08	8.88 ± 0.97	8.40 ± 0.52	7.96 ± 0.25
bn101127093	3.75E-07 ± 9.95E-09	0.85 ± 0.41	0.45 ± 0.12	0.31 ± 0.06
bn101127102	1.71E-06 ± 1.56E-08	0.93 ± 0.40	0.63 ± 0.16	0.48 ± 0.07
bn101128322	4.89E-07 ± 8.75E-09	1.70 ± 0.39	1.13 ± 0.19	0.81 ± 0.09
bn101129652	3.91E-07 ± 2.96E-08	7.17 ± 0.73	5.28 ± 0.37	1.97 ± 0.13
bn101129726	4.60E-07 ± 1.44E-08	7.55 ± 0.70	6.15 ± 0.33	2.43 ± 0.11
bn101130074	1.09E-07 ± 2.67E-08	0.71 ± 0.30	0.41 ± 0.18	0.24 ± 0.08
bn101201418	1.21E-05 ± 4.58E-08	3.02 ± 0.48	2.46 ± 0.23	2.11 ± 0.10
bn101202154	6.98E-07 ± 3.25E-08	3.74 ± 0.92	1.50 ± 0.38	0.79 ± 0.16
bn101204343	1.17E-07 ± 6.78E-09	4.08 ± 0.63	2.11 ± 0.23	0.52 ± 0.06
bn101205309	2.17E-07 ± 2.03E-08	0.95 ± 0.41	0.50 ± 0.12	0.32 ± 0.06
bn101206036	3.12E-06 ± 4.36E-08	3.05 ± 0.94	2.36 ± 0.46	2.02 ± 0.22
bn101207536	3.77E-06 ± 3.59E-08	3.06 ± 0.49	2.67 ± 0.24	1.47 ± 0.11
bn101208203	1.08E-07 ± 8.92E-09	2.42 ± 0.75	2.16 ± 0.30	0.63 ± 0.09
bn101208498	2.22E-06 ± 2.82E-08	22.16 ± 1.16	19.96 ± 0.54	10.59 ± 0.21
bn101211485	9.08E-07 ± 2.38E-08	2.64 ± 0.58	1.44 ± 0.27	1.15 ± 0.13
bn101213451	4.07E-06 ± 5.53E-08	3.49 ± 0.86	2.90 ± 0.38	1.36 ± 0.13
bn101213849	7.10E-07 ± 1.13E-08	3.51 ± 0.49	2.58 ± 0.22	1.72 ± 0.10
bn101214748	1.57E-07 ± 1.67E-08	5.02 ± 0.76	2.90 ± 0.32	0.82 ± 0.10
bn101214993	5.83E-07 ± 2.17E-08	1.66 ± 0.39	1.35 ± 0.23	0.87 ± 0.07
bn101216721	1.88E-06 ± 3.86E-08	11.54 ± 0.85	11.15 ± 0.41	8.00 ± 0.18
bn101219686	2.49E-06 ± 3.06E-08	1.49 ± 0.35	0.90 ± 0.18	0.68 ± 0.08
bn101220576	5.68E-06 ± 5.51E-08	3.35 ± 0.87	1.84 ± 0.33	0.97 ± 0.12
bn101220864	2.94E-06 ± 5.57E-08	3.03 ± 0.75	2.71 ± 0.39	2.18 ± 0.20
bn101223834	1.30E-06 ± 2.45E-08	0.93 ± 0.29	0.69 ± 0.19	0.42 ± 0.08
bn101224227	1.06E-07 ± 1.59E-08	2.77 ± 0.44	1.99 ± 0.24	0.53 ± 0.08
bn101224578	1.97E-06 ± 1.08E-08	1.85 ± 0.38	1.39 ± 0.18	1.20 ± 0.08
bn101224614	1.32E-06 ± 3.44E-08	1.61 ± 0.46	1.12 ± 0.22	0.91 ± 0.11

Table 9—Continued

Trigger ID	Fluence (erg cm ⁻²)	PF64 (ph cm ⁻² s ⁻¹)	PF256 (ph cm ⁻² s ⁻¹)	PF1024 (ph cm ⁻² s ⁻¹)
bn101224998	8.73E-07 ± 1.63E-08	2.34 ± 0.65	1.28 ± 0.22	0.78 ± 0.09
bn101225377	1.14E-05 ± 1.60E-07	4.45 ± 0.63	3.80 ± 0.30	3.20 ± 0.14
bn101227195	1.93E-06 ± 4.95E-08	4.05 ± 0.86	1.75 ± 0.27	1.28 ± 0.13
bn101227406	7.96E-06 ± 5.44E-08	4.37 ± 0.59	3.70 ± 0.28	3.12 ± 0.13
bn101227536	2.56E-06 ± 1.86E-08	4.35 ± 0.63	3.37 ± 0.27	2.07 ± 0.11
bn101231067	9.86E-06 ± 6.17E-08	9.84 ± 0.93	8.81 ± 0.43	6.15 ± 0.20
bn110101202	1.45E-07 ± 1.44E-08	1.38 ± 0.43	0.89 ± 0.15	0.48 ± 0.06
bn110101506	3.53E-06 ± 4.06E-08	1.60 ± 0.45	0.86 ± 0.25	0.45 ± 0.09
bn110102788	1.95E-05 ± 1.15E-07	8.61 ± 0.65	7.66 ± 0.34	6.07 ± 0.15
bn110105877	1.25E-05 ± 6.29E-08	4.94 ± 0.70	4.31 ± 0.32	3.29 ± 0.14
bn110106893	1.96E-06 ± 2.98E-08	1.52 ± 0.50	1.09 ± 0.24	0.82 ± 0.11
bn110107886	7.07E-06 ± 6.68E-08	1.62 ± 0.42	1.50 ± 0.21	1.03 ± 0.08
bn110108977	1.36E-06 ± 2.98E-08	1.06 ± 0.59	0.69 ± 0.16	0.45 ± 0.08
bn110112934	1.84E-07 ± 1.47E-08	4.85 ± 0.69	2.75 ± 0.30	0.86 ± 0.09
bn110117364	1.68E-06 ± 9.30E-08	2.15 ± 0.77	1.47 ± 0.37	0.80 ± 0.17
bn110117626	1.29E-06 ± 9.45E-09	2.43 ± 0.60	1.57 ± 0.23	0.84 ± 0.08
bn110118857	1.60E-06 ± 2.31E-08	3.62 ± 0.49	3.24 ± 0.24	2.71 ± 0.11
bn110119931	5.76E-06 ± 2.54E-08	2.84 ± 0.55	2.33 ± 0.24	1.29 ± 0.09
bn110120666	8.44E-06 ± 1.25E-07	8.17 ± 0.68	7.24 ± 0.39	6.01 ± 0.20
bn110123804	1.13E-05 ± 4.09E-08	5.42 ± 0.56	4.93 ± 0.28	4.53 ± 0.14
bn110124784	8.73E-08 ± 7.35E-09	0.89 ± 0.29	0.38 ± 0.12	0.25 ± 0.05
bn110125894	3.90E-07 ± 1.71E-08	1.33 ± 0.46	1.07 ± 0.15	0.90 ± 0.08
bn110128073	7.76E-07 ± 5.63E-08	1.41 ± 0.42	0.85 ± 0.19	0.68 ± 0.09
bn110130230	1.54E-06 ± 2.14E-08	1.23 ± 0.35	0.78 ± 0.18	0.48 ± 0.06
bn110131780	3.80E-08 ± 9.09E-09	2.17 ± 0.55	1.24 ± 0.20	0.41 ± 0.08
bn110201399	1.69E-06 ± 8.78E-08	3.28 ± 0.91	1.96 ± 0.44	1.53 ± 0.20
bn110204179	1.91E-06 ± 3.68E-08	2.34 ± 0.61	1.82 ± 0.27	1.10 ± 0.10
bn110205027	1.10E-07 ± 1.99E-08	1.01 ± 0.35	0.67 ± 0.17	0.32 ± 0.08
bn110205588	2.20E-06 ± 3.78E-08	1.81 ± 0.84	1.10 ± 0.29	0.72 ± 0.14
bn110206202	4.49E-07 ± 2.20E-08	1.94 ± 0.60	1.35 ± 0.29	0.94 ± 0.14
bn110207470	1.40E-06 ± 2.05E-08	4.78 ± 0.64	2.61 ± 0.27	0.76 ± 0.08
bn110207959	1.90E-07 ± 2.88E-08	0.91 ± 0.32	0.74 ± 0.15	0.50 ± 0.08

Table 9—Continued

Trigger ID	Fluence (erg cm ⁻²)	PF64 (ph cm ⁻² s ⁻¹)	PF256 (ph cm ⁻² s ⁻¹)	PF1024 (ph cm ⁻² s ⁻¹)
bn110209165	4.26E-07 ± 1.96E-08	1.61 ± 0.59	1.24 ± 0.26	0.85 ± 0.11
bn110212550	2.13E-07 ± 6.23E-09	9.43 ± 0.75	4.40 ± 0.27	1.15 ± 0.08
bn110213220	4.72E-06 ± 2.73E-08	6.49 ± 0.85	5.40 ± 0.40	4.75 ± 0.19
bn110213876	6.62E-08 ± 1.47E-08	2.12 ± 0.44	1.27 ± 0.17	0.40 ± 0.07
bn110217591	7.78E-07 ± 2.31E-08	0.82 ± 0.32	0.62 ± 0.12	0.30 ± 0.05
bn110220761	1.20E-06 ± 1.39E-08	1.93 ± 0.39	1.44 ± 0.18	1.17 ± 0.08
bn110221244	1.38E-06 ± 1.90E-08	2.15 ± 0.48	1.76 ± 0.22	1.44 ± 0.10
bn110226989	1.06E-06 ± 1.23E-08	1.37 ± 0.46	0.93 ± 0.17	0.69 ± 0.08
bn110227009	9.59E-08 ± 5.82E-09	1.87 ± 0.49	0.96 ± 0.16	0.50 ± 0.06
bn110227229	1.10E-06 ± 1.40E-08	2.16 ± 0.53	1.32 ± 0.24	1.03 ± 0.11
bn110227420	1.34E-06 ± 4.52E-08	1.74 ± 0.49	1.33 ± 0.21	1.13 ± 0.10
bn110228011	2.77E-06 ± 2.89E-08	3.16 ± 0.73	2.20 ± 0.31	1.59 ± 0.13
bn110228792	5.42E-07 ± 1.15E-08	0.81 ± 0.26	0.50 ± 0.10	0.28 ± 0.05
bn110301214	2.19E-05 ± 1.65E-08	48.69 ± 1.72	44.78 ± 0.83	35.76 ± 0.38
bn110302043	1.67E-06 ± 2.74E-08	1.94 ± 0.48	1.65 ± 0.23	1.30 ± 0.11
bn110304071	2.21E-06 ± 5.13E-08	3.96 ± 0.70	2.94 ± 0.32	2.45 ± 0.15
bn110307972	3.00E-07 ± 2.44E-08	3.06 ± 0.51	2.57 ± 0.24	1.16 ± 0.10
bn110311812	5.31E-07 ± 1.74E-08	2.14 ± 0.53	1.03 ± 0.19	0.78 ± 0.09
bn110316139	6.44E-08 ± 1.84E-08	1.83 ± 0.33	1.02 ± 0.13	0.37 ± 0.06
bn110318552	4.89E-06 ± 4.69E-08	7.33 ± 0.59	6.10 ± 0.29	5.21 ± 0.14
bn110319628	8.20E-07 ± 1.67E-08	1.50 ± 0.48	0.80 ± 0.17	0.58 ± 0.09
bn110319815	1.39E-06 ± 4.66E-08	2.44 ± 0.81	1.11 ± 0.23	0.94 ± 0.13
bn110321346	6.12E-07 ± 2.39E-08	0.67 ± 0.34	0.47 ± 0.09	0.35 ± 0.05
bn110322558	1.98E-06 ± 1.93E-08	2.24 ± 0.45	1.37 ± 0.18	0.78 ± 0.07
bn110328520	8.88E-06 ± 4.33E-08	3.61 ± 0.59	3.01 ± 0.28	2.48 ± 0.12
bn110331604	1.40E-07 ± 1.51E-08	0.92 ± 0.33	0.68 ± 0.12	0.52 ± 0.06
bn110401920	4.61E-07 ± 1.46E-08	6.90 ± 0.81	3.64 ± 0.28	1.64 ± 0.11
bn110402009	3.87E-06 ± 5.94E-08	11.90 ± 1.51	6.67 ± 0.46	3.33 ± 0.20
bn110407998	1.07E-05 ± 9.97E-09	11.04 ± 0.79	10.21 ± 0.38	8.90 ± 0.18
bn110409179	1.55E-07 ± 6.87E-09	6.71 ± 0.61	2.95 ± 0.23	0.70 ± 0.07
bn110410133	3.61E-06 ± 1.00E-08	1.68 ± 0.42	1.41 ± 0.20	0.94 ± 0.08
bn110410772	4.66E-07 ± 1.39E-08	1.79 ± 0.47	1.21 ± 0.18	0.71 ± 0.07

Table 9—Continued

Trigger ID	Fluence (erg cm ⁻²)	PF64 (ph cm ⁻² s ⁻¹)	PF256 (ph cm ⁻² s ⁻¹)	PF1024 (ph cm ⁻² s ⁻¹)
bn110411629	2.03E-06 ± 3.89E-08	3.15 ± 0.83	1.77 ± 0.33	1.19 ± 0.13
bn110412315	1.48E-06 ± 1.59E-08	1.68 ± 0.35	1.03 ± 0.16	0.80 ± 0.08
bn110413938	6.10E-07 ± 1.73E-08	1.04 ± 0.38	0.57 ± 0.12	0.28 ± 0.05
bn110415541	2.67E-06 ± 2.79E-08	3.15 ± 0.68	2.55 ± 0.30	2.31 ± 0.15
bn110420946	1.06E-07 ± 1.35E-08	6.72 ± 1.09	2.26 ± 0.32	0.58 ± 0.10
bn110421757	5.49E-06 ± 4.00E-08	3.18 ± 0.48	3.00 ± 0.24	2.57 ± 0.11
bn110422029	5.69E-08 ± 1.05E-08	2.76 ± 0.41	1.36 ± 0.16	0.53 ± 0.06
bn110424758	2.59E-08 ± 5.02E-09	2.77 ± 0.55	1.14 ± 0.19	0.27 ± 0.08
bn110426629	1.38E-05 ± 5.06E-08	2.18 ± 0.56	1.68 ± 0.27	1.25 ± 0.12
bn110428338	6.84E-06 ± 3.33E-08	4.55 ± 0.59	4.03 ± 0.28	3.26 ± 0.13
bn110428388	1.41E-05 ± 8.13E-08	18.61 ± 0.92	17.42 ± 0.41	15.43 ± 0.20
bn110430375	3.54E-06 ± 2.03E-08	2.16 ± 0.45	1.63 ± 0.19	1.55 ± 0.10
bn110503145	8.88E-07 ± 2.07E-08	2.53 ± 0.47	1.83 ± 0.20	1.34 ± 0.08
bn110505203	1.01E-06 ± 3.38E-08	3.43 ± 0.51	3.07 ± 0.25	2.66 ± 0.12
bn110509142	2.14E-06 ± 2.19E-08	1.31 ± 0.50	0.92 ± 0.21	0.59 ± 0.08
bn110509475	2.39E-07 ± 7.65E-09	4.99 ± 0.55	3.26 ± 0.23	1.24 ± 0.08
bn110511616	2.57E-07 ± 2.34E-08	0.82 ± 0.41	0.65 ± 0.13	0.51 ± 0.07
bn110517453	5.30E-08 ± 1.27E-08	3.03 ± 0.57	1.51 ± 0.21	0.44 ± 0.07
bn110517573	5.82E-06 ± 2.02E-08	5.53 ± 0.61	4.77 ± 0.31	3.65 ± 0.14
bn110517902
bn110520302	5.76E-07 ± 2.68E-08	1.33 ± 0.63	0.84 ± 0.19	0.72 ± 0.10
bn110521478	1.71E-06 ± 3.95E-08	8.26 ± 1.24	6.60 ± 0.58	5.27 ± 0.26
bn110522256	1.19E-06 ± 1.73E-08	1.37 ± 0.40	0.61 ± 0.17	0.46 ± 0.06
bn110522296	6.36E-07 ± 1.90E-08	1.38 ± 0.42	0.99 ± 0.18	0.80 ± 0.09
bn110522633	1.22E-06 ± 1.21E-08	3.42 ± 0.54	2.55 ± 0.27	1.95 ± 0.11
bn110523344	1.30E-06 ± 2.45E-08	3.34 ± 0.59	2.18 ± 0.26	1.70 ± 0.12
bn110526715	4.04E-07 ± 1.59E-08	6.39 ± 0.89	4.76 ± 0.40	2.05 ± 0.13
bn110528624	2.67E-06 ± 3.18E-08	1.58 ± 0.45	0.96 ± 0.17	0.55 ± 0.07
bn110529034	7.96E-07 ± 8.35E-09	22.46 ± 0.98	11.88 ± 0.41	4.02 ± 0.13
bn110529262	3.69E-06 ± 2.38E-08	7.32 ± 0.71	7.08 ± 0.36	4.18 ± 0.15
bn110529811	1.95E-06 ± 1.61E-08	1.58 ± 0.41	1.12 ± 0.18	0.68 ± 0.06
bn110531448	1.12E-06 ± 1.37E-08	1.03 ± 0.37	0.72 ± 0.16	0.56 ± 0.07

Table 9—Continued

Trigger ID	Fluence (erg cm ⁻²)	PF64 (ph cm ⁻² s ⁻¹)	PF256 (ph cm ⁻² s ⁻¹)	PF1024 (ph cm ⁻² s ⁻¹)
bn110601681	5.02E-06 ± 6.65E-08	2.89 ± 0.41	2.02 ± 0.21	1.79 ± 0.09
bn110605183	1.16E-05 ± 3.17E-08	5.25 ± 0.69	4.75 ± 0.36	4.31 ± 0.17
bn110605780	3.16E-07 ± 1.16E-08	2.07 ± 0.40	1.26 ± 0.17	0.92 ± 0.08
bn110609185	2.70E-07 ± 1.91E-08	0.98 ± 0.44	0.73 ± 0.14	0.49 ± 0.07
bn110609425	1.19E-06 ± 2.28E-08	1.41 ± 0.34	0.92 ± 0.18	0.64 ± 0.07
bn110610640	4.74E-06 ± 3.35E-08	3.77 ± 0.53	3.10 ± 0.25	2.42 ± 0.11
bn110613631	1.78E-06 ± 2.03E-08	1.21 ± 0.40	0.64 ± 0.14	0.49 ± 0.06
bn110616648	5.88E-07 ± 2.54E-08	1.19 ± 0.62	0.76 ± 0.20	0.51 ± 0.09
bn110618366	3.37E-05 ± 8.90E-08	5.21 ± 1.13	4.30 ± 0.48	3.06 ± 0.21
bn110618760	5.64E-06 ± 2.62E-08	2.66 ± 0.54	1.89 ± 0.23	1.19 ± 0.09
bn110622158	3.09E-05 ± 8.10E-08	8.14 ± 0.70	7.15 ± 0.33	6.79 ± 0.17
bn110624906	1.46E-07 ± 1.80E-08	0.84 ± 0.26	0.64 ± 0.13	0.43 ± 0.06
bn110625579	2.05E-06 ± 1.99E-08	1.75 ± 0.47	1.16 ± 0.17	0.76 ± 0.08
bn110625881	3.91E-05 ± 5.02E-08	39.77 ± 1.55	38.93 ± 0.75	35.88 ± 0.36
bn110626448	5.74E-07 ± 1.61E-08	2.15 ± 0.48	1.61 ± 0.21	1.38 ± 0.11
bn110629174	1.29E-06 ± 1.30E-08	4.77 ± 0.67	4.11 ± 0.31	2.15 ± 0.11
bn110702187	4.37E-06 ± 7.06E-08	3.22 ± 0.70	2.81 ± 0.34	2.28 ± 0.16
bn110703557	5.60E-07 ± 1.09E-08	2.89 ± 0.44	2.23 ± 0.20	1.70 ± 0.09
bn110705151	7.49E-07 ± 1.18E-08	18.25 ± 1.32	12.74 ± 0.58	3.39 ± 0.15
bn110705364	4.98E-06 ± 5.08E-08	4.02 ± 0.51	3.36 ± 0.24	2.86 ± 0.11
bn110706202	2.09E-06 ± 5.60E-08	2.39 ± 0.38	1.84 ± 0.19	1.37 ± 0.10
bn110706477	4.06E-06 ± 4.06E-08	2.14 ± 0.46	1.93 ± 0.21	1.11 ± 0.08
bn110706728	1.39E-06 ± 4.39E-08	3.30 ± 0.60	2.84 ± 0.25	1.81 ± 0.10
bn110706977	3.06E-06 ± 2.46E-08	2.95 ± 0.57	2.25 ± 0.28	1.88 ± 0.12
bn110709463	4.01E-06 ± 2.41E-08	8.04 ± 0.80	7.37 ± 0.39	6.06 ± 0.18
bn110709642	1.92E-05 ± 3.20E-08	8.18 ± 0.85	7.19 ± 0.44	6.05 ± 0.21
bn110709862	4.29E-07 ± 1.35E-08	2.22 ± 0.53	1.27 ± 0.22	0.91 ± 0.10
bn110710954	4.87E-06 ± 2.18E-08	9.46 ± 0.89	7.33 ± 0.41	3.83 ± 0.17
bn110716018	8.14E-07 ± 1.98E-08	7.22 ± 0.83	5.41 ± 0.38	2.23 ± 0.14
bn110717180	1.43E-07 ± 5.96E-09	10.95 ± 1.08	3.32 ± 0.34	0.84 ± 0.13
bn110717319	2.15E-05 ± 2.86E-08	10.01 ± 0.89	8.86 ± 0.43	7.61 ± 0.20
bn110720177	3.27E-06 ± 1.53E-08	3.42 ± 0.49	2.64 ± 0.22	2.36 ± 0.10

Table 9—Continued

Trigger ID	Fluence (erg cm ⁻²)	PF64 (ph cm ⁻² s ⁻¹)	PF256 (ph cm ⁻² s ⁻¹)	PF1024 (ph cm ⁻² s ⁻¹)
bn110721200	1.53E-05 ± 2.09E-08	16.99 ± 0.84	15.78 ± 0.42	14.10 ± 0.20
bn110722694	1.15E-05 ± 5.96E-08	3.19 ± 0.64	2.81 ± 0.28	2.53 ± 0.13
bn110722710	9.83E-07 ± 3.18E-08	2.28 ± 0.55	1.31 ± 0.24	0.90 ± 0.09
bn110725236	7.59E-07 ± 1.33E-08	2.43 ± 0.46	1.90 ± 0.22	1.28 ± 0.09
bn110726211	2.53E-06 ± 5.23E-08	2.56 ± 0.53	1.84 ± 0.23	1.26 ± 0.09
bn110728056	1.69E-07 ± 2.82E-08	2.65 ± 0.48	1.71 ± 0.21	1.05 ± 0.10
bn110729142	2.54E-05 ± 2.63E-08	4.59 ± 0.62	4.15 ± 0.32	3.58 ± 0.15
bn110730008	6.49E-07 ± 1.86E-08	1.18 ± 0.37	0.97 ± 0.17	0.53 ± 0.07
bn110730660	4.00E-06 ± 4.83E-08	3.48 ± 0.79	2.85 ± 0.35	2.30 ± 0.16
bn110731465	1.09E-05 ± 2.90E-08	12.25 ± 0.95	10.36 ± 0.45	8.35 ± 0.21
bn110801335	2.17E-07 ± 2.02E-08	6.10 ± 1.21	4.33 ± 0.50	1.46 ± 0.15
bn110803783	1.61E-06 ± 2.80E-08	0.93 ± 0.32	0.73 ± 0.13	0.56 ± 0.06
bn110806934	3.80E-06 ± 1.43E-08	2.45 ± 0.38	2.16 ± 0.19	1.76 ± 0.09
bn110809461	2.37E-06 ± 5.41E-08	4.18 ± 0.73	3.12 ± 0.30	2.22 ± 0.14
bn110812899	6.15E-07 ± 1.25E-08	1.55 ± 0.44	1.26 ± 0.20	1.06 ± 0.08
bn110813237	2.59E-06 ± 2.11E-08	3.88 ± 0.55	3.11 ± 0.24	2.65 ± 0.12
bn110817191	6.98E-06 ± 2.12E-08	14.41 ± 0.85	13.17 ± 0.42	12.87 ± 0.21
bn110818860	2.78E-06 ± 1.67E-08	1.85 ± 0.41	1.21 ± 0.17	0.74 ± 0.08
bn110819665	1.77E-06 ± 4.43E-08	9.00 ± 1.68	7.66 ± 0.79	5.09 ± 0.33
bn110820476	4.42E-07 ± 2.36E-08	1.11 ± 0.40	0.91 ± 0.18	0.74 ± 0.09
bn110824009	6.16E-06 ± 8.35E-08	14.13 ± 0.85	11.32 ± 0.43	7.31 ± 0.16
bn110825102	2.46E-05 ± 3.93E-08	36.30 ± 1.30	30.62 ± 0.58	25.08 ± 0.26
bn110825265	1.19E-06 ± 2.48E-08	0.67 ± 0.34	0.80 ± 0.18	0.67 ± 0.06
bn110828575	1.39E-06 ± 2.09E-08	1.71 ± 0.49	0.94 ± 0.17	0.66 ± 0.07
bn110831282	2.75E-06 ± 1.89E-08	2.54 ± 0.50	1.83 ± 0.22	1.43 ± 0.11
bn110901230	7.16E-07 ± 2.94E-08	0.93 ± 0.39	0.76 ± 0.15	0.54 ± 0.08
bn110903009	5.78E-06 ± 2.70E-08	8.42 ± 0.93	6.65 ± 0.44	5.53 ± 0.20
bn110903111	1.89E-05 ± 4.20E-08	3.85 ± 0.58	3.27 ± 0.27	2.57 ± 0.12
bn110904124	6.26E-06 ± 3.69E-08	4.20 ± 0.65	3.15 ± 0.29	2.40 ± 0.13
bn110904163	1.86E-06 ± 1.33E-08	2.27 ± 0.42	1.81 ± 0.19	1.25 ± 0.09
bn110904531	1.14E-06 ± 2.79E-08	2.13 ± 0.50	1.55 ± 0.24	1.18 ± 0.11
bn110906302	2.41E-06 ± 2.15E-08	3.37 ± 0.57	2.47 ± 0.27	2.14 ± 0.13

Table 9—Continued

Trigger ID	Fluence (erg cm ⁻²)	PF64 (ph cm ⁻² s ⁻¹)	PF256 (ph cm ⁻² s ⁻¹)	PF1024 (ph cm ⁻² s ⁻¹)
bn110909116	4.65E-06 ± 1.10E-07	12.33 ± 2.60	11.15 ± 1.43	8.61 ± 0.74
bn110911071	2.88E-07 ± 3.30E-08	2.37 ± 0.82	1.41 ± 0.39	0.84 ± 0.17
bn110916016	2.17E-07 ± 3.27E-08	1.65 ± 0.46	1.27 ± 0.21	0.81 ± 0.09
bn110919634	1.42E-05 ± 9.80E-08	6.53 ± 0.84	5.84 ± 0.35	5.20 ± 0.17
bn110920338	1.57E-06 ± 1.14E-08	4.12 ± 0.64	2.94 ± 0.27	1.82 ± 0.11
bn110920546	9.07E-05 ± 1.23E-07	9.25 ± 0.86	8.22 ± 0.43	7.73 ± 0.22
bn110921444	3.48E-06 ± 7.41E-08	1.38 ± 0.40	0.95 ± 0.16	0.68 ± 0.07
bn110921577	1.89E-06 ± 2.37E-08	1.72 ± 0.51	1.21 ± 0.25	0.90 ± 0.12
bn110921912	1.46E-05 ± 4.16E-08	19.41 ± 1.21	16.92 ± 0.55	14.72 ± 0.28
bn110923835	2.20E-06 ± 4.27E-08	2.37 ± 0.49	1.67 ± 0.22	1.18 ± 0.09
bn110926107	6.42E-06 ± 3.83E-08	3.89 ± 0.60	2.60 ± 0.26	2.18 ± 0.12
bn110928180	8.23E-06 ± 4.71E-08	3.70 ± 0.55	3.01 ± 0.25	2.37 ± 0.11
bn110929187	1.35E-06 ± 1.08E-08	3.67 ± 0.54	2.97 ± 0.26	2.79 ± 0.13
bn110930564	3.38E-06 ± 6.82E-08	2.50 ± 0.66	1.28 ± 0.29	1.10 ± 0.14
bn111001804	6.26E-08 ± 6.73E-09	2.02 ± 0.46	1.45 ± 0.19	0.42 ± 0.08
bn111003465	1.21E-05 ± 3.28E-08	10.96 ± 0.70	10.71 ± 0.36	9.40 ± 0.17
bn111005398	1.17E-06 ± 1.66E-08	1.35 ± 0.36	0.78 ± 0.16	0.48 ± 0.06
bn111008992	1.65E-06 ± 1.45E-08	0.96 ± 0.33	0.66 ± 0.14	0.45 ± 0.06
bn111009282	8.92E-06 ± 5.65E-08	8.57 ± 0.81	7.23 ± 0.38	6.26 ± 0.18
bn111010237	4.99E-06 ± 6.75E-08	1.78 ± 0.49	1.02 ± 0.20	0.79 ± 0.10
bn111010660	4.80E-07 ± 1.85E-08	1.61 ± 0.44	1.30 ± 0.19	0.98 ± 0.09
bn111010709	6.48E-06 ± 2.69E-08	3.02 ± 0.48	1.85 ± 0.23	1.57 ± 0.10
bn111010899	5.89E-07 ± 3.06E-08	1.47 ± 0.43	1.06 ± 0.20	0.76 ± 0.10
bn111011094	2.32E-07 ± 1.04E-08	8.61 ± 0.69	4.07 ± 0.24	1.11 ± 0.07
bn111012456	1.01E-05 ± 4.23E-08	6.83 ± 0.95	6.45 ± 0.47	5.37 ± 0.22
bn111012811	2.08E-06 ± 1.74E-08	12.76 ± 0.77	11.35 ± 0.37	7.13 ± 0.15
bn111015427	1.32E-05 ± 2.09E-07	5.80 ± 0.91	4.89 ± 0.41	4.24 ± 0.19
bn111017657	9.23E-06 ± 2.95E-08	9.41 ± 0.72	8.56 ± 0.33	8.00 ± 0.16
bn111018595	6.84E-07 ± 3.08E-08	1.88 ± 0.45	1.40 ± 0.23	1.17 ± 0.11
bn111018785	9.38E-07 ± 1.79E-08	1.25 ± 0.48	0.88 ± 0.21	0.61 ± 0.11
bn111022854	9.90E-08 ± 7.40E-09	3.78 ± 0.54	2.29 ± 0.23	0.62 ± 0.08
bn111024722	8.57E-06 ± 7.28E-08	6.12 ± 0.66	5.70 ± 0.34	4.06 ± 0.15

Table 9—Continued

Trigger ID	Fluence (erg cm ⁻²)	PF64 (ph cm ⁻² s ⁻¹)	PF256 (ph cm ⁻² s ⁻¹)	PF1024 (ph cm ⁻² s ⁻¹)
bn111024896	1.23E-07 ± 8.73E-09	3.16 ± 0.78	1.60 ± 0.25	0.60 ± 0.09
bn111025078	1.58E-06 ± 1.63E-08	1.81 ± 0.58	0.76 ± 0.18	0.51 ± 0.07
bn111103441	1.92E-06 ± 3.76E-08	3.86 ± 0.61	3.26 ± 0.30	2.37 ± 0.13
bn111103948	1.69E-07 ± 2.79E-08	4.32 ± 0.62	3.27 ± 0.28	1.28 ± 0.12
bn111105457	9.71E-07 ± 2.48E-08	1.57 ± 0.42	0.91 ± 0.17	0.62 ± 0.07
bn111107035	5.00E-07 ± 1.98E-08	1.28 ± 0.57	0.97 ± 0.24	0.56 ± 0.09
bn111107076	5.68E-06 ± 3.28E-08	2.30 ± 0.44	1.72 ± 0.21	1.49 ± 0.10
bn111109453	1.75E-07 ± 1.75E-08	0.95 ± 0.45	0.65 ± 0.15	0.46 ± 0.06
bn111109873	4.28E-06 ± 3.48E-07	8.81 ± 2.49	6.22 ± 1.07	4.41 ± 0.50
bn111112908	2.64E-07 ± 1.11E-08	7.93 ± 0.68	4.85 ± 0.28	1.33 ± 0.08
bn111113410	1.55E-06 ± 3.83E-08	2.90 ± 0.45	2.64 ± 0.22	2.15 ± 0.11
bn111114233	6.04E-07 ± 1.42E-08	1.24 ± 0.30	1.07 ± 0.16	0.74 ± 0.07
bn111117510	3.40E-07 ± 1.41E-08	6.22 ± 0.71	3.53 ± 0.29	1.64 ± 0.10
bn111117526	7.89E-07 ± 1.39E-08	1.49 ± 0.41	0.61 ± 0.13	0.31 ± 0.05
bn111120556	3.19E-06 ± 3.85E-08	2.06 ± 0.48	1.72 ± 0.23	1.37 ± 0.11
bn111124308	3.43E-07 ± 1.20E-08	0.96 ± 0.31	0.50 ± 0.13	0.39 ± 0.06
bn111127810	4.31E-06 ± 4.30E-08	5.66 ± 0.76	5.29 ± 0.36	4.69 ± 0.17
bn111201599	9.39E-07 ± 3.78E-08	1.51 ± 0.40	0.90 ± 0.19	0.55 ± 0.08
bn111203054	2.61E-06 ± 2.22E-08	3.84 ± 0.54	3.00 ± 0.24	2.38 ± 0.11
bn111203609	3.64E-07 ± 2.37E-08	1.50 ± 0.39	0.73 ± 0.17	0.54 ± 0.08
bn111207512	1.16E-07 ± 1.20E-08	1.90 ± 0.45	0.89 ± 0.19	0.55 ± 0.09
bn111208353	2.06E-06 ± 2.49E-08	1.40 ± 0.42	0.97 ± 0.19	0.79 ± 0.09
bn111216389	2.56E-05 ± 6.16E-08	9.12 ± 1.00	6.90 ± 0.47	5.03 ± 0.21
bn111220486	2.83E-05 ± 1.41E-07	19.40 ± 1.02	16.83 ± 0.47	12.34 ± 0.20
bn111221739	1.10E-06 ± 3.01E-08	10.64 ± 1.35	9.36 ± 0.63	4.22 ± 0.20
bn111222619	1.67E-06 ± 2.07E-08	30.66 ± 2.04	22.51 ± 0.92	7.07 ± 0.27
bn111226795	7.20E-06 ± 7.12E-08	2.24 ± 0.40	1.93 ± 0.18	1.51 ± 0.09
bn111228453	9.17E-07 ± 2.51E-08	4.10 ± 0.52	3.73 ± 0.25	3.26 ± 0.12
bn111228657	7.45E-06 ± 3.10E-08	7.30 ± 0.68	6.37 ± 0.32	4.88 ± 0.15
bn111230683	1.47E-06 ± 2.68E-08	2.98 ± 0.86	2.10 ± 0.34	1.32 ± 0.14
bn111230819	2.18E-06 ± 2.36E-08	4.10 ± 0.57	3.58 ± 0.26	2.46 ± 0.12
bn120101354	8.76E-08 ± 7.66E-09	4.61 ± 0.54	2.11 ± 0.22	0.55 ± 0.09

Table 9—Continued

Trigger ID	Fluence (erg cm ⁻²)	PF64 (ph cm ⁻² s ⁻¹)	PF256 (ph cm ⁻² s ⁻¹)	PF1024 (ph cm ⁻² s ⁻¹)
bn120102095	6.77E-06 ± 2.32E-08	9.18 ± 0.87	8.49 ± 0.39	7.74 ± 0.19
bn120102416	1.46E-06 ± 3.09E-08	2.33 ± 0.52	1.48 ± 0.22	1.28 ± 0.09
bn120105584	7.70E-07 ± 1.55E-08	1.42 ± 0.36	1.06 ± 0.18	0.65 ± 0.08
bn120107384	3.90E-06 ± 2.50E-08	4.20 ± 0.55	3.51 ± 0.25	2.74 ± 0.11
bn120109824	1.01E-06 ± 2.55E-08	1.68 ± 0.72	0.81 ± 0.25	0.57 ± 0.11
bn120111051	2.36E-06 ± 3.08E-08	1.60 ± 0.49	0.84 ± 0.17	0.53 ± 0.08
bn120114433	8.65E-08 ± 1.63E-08	1.56 ± 0.41	0.64 ± 0.15	0.36 ± 0.06
bn120114681	1.30E-06 ± 2.12E-08	1.47 ± 0.46	1.01 ± 0.22	0.58 ± 0.08
bn120118709	1.27E-06 ± 2.37E-08	1.65 ± 0.53	0.90 ± 0.23	0.72 ± 0.10
bn120118898	8.87E-07 ± 1.87E-08	7.40 ± 0.72	6.63 ± 0.32	2.98 ± 0.12
bn120119170	2.22E-05 ± 7.25E-08	8.75 ± 0.77	8.05 ± 0.39	7.39 ± 0.19
bn120119229	2.79E-06 ± 1.86E-08	2.68 ± 0.60	2.25 ± 0.22	1.69 ± 0.10
bn120119354	1.49E-06 ± 2.47E-08	3.01 ± 0.52	2.16 ± 0.25	1.48 ± 0.10
bn120120432	8.15E-07 ± 1.81E-08	1.40 ± 0.42	0.64 ± 0.14	0.35 ± 0.06
bn120121101	1.13E-06 ± 1.65E-08	1.53 ± 0.38	1.15 ± 0.17	0.79 ± 0.08
bn120121251	6.64E-06 ± 3.54E-08	3.58 ± 0.55	3.16 ± 0.28	2.55 ± 0.12
bn120122300	1.55E-06 ± 2.62E-08	2.08 ± 0.56	1.39 ± 0.22	0.91 ± 0.09
bn120129312	6.39E-08 ± 9.14E-09	1.01 ± 0.31	0.72 ± 0.15	0.29 ± 0.07
bn120129580	2.94E-05 ± 3.92E-08	112.97 ± 2.99	110.18 ± 1.47	81.16 ± 0.63
bn120130699	3.55E-06 ± 7.61E-08	4.72 ± 0.79	4.04 ± 0.37	2.81 ± 0.17
bn120130906	3.27E-07 ± 1.78E-08	1.30 ± 0.29	0.88 ± 0.15	0.63 ± 0.06
bn120130938	6.12E-06 ± 9.33E-08	4.42 ± 0.78	3.45 ± 0.35	2.76 ± 0.16
bn120203812	6.26E-07 ± 1.47E-08	2.80 ± 0.74	1.37 ± 0.24	0.88 ± 0.11
bn120204054	5.26E-05 ± 4.41E-08	16.64 ± 0.86	15.98 ± 0.42	15.43 ± 0.21
bn120205285	1.37E-07 ± 1.24E-08	1.48 ± 0.40	1.26 ± 0.19	0.67 ± 0.09
bn120206949	3.40E-06 ± 3.46E-08	13.20 ± 1.14	11.58 ± 0.52	9.86 ± 0.24
bn120210650	3.28E-07 ± 8.69E-09	3.80 ± 0.44	3.09 ± 0.20	1.71 ± 0.07
bn120212353	3.47E-08 ± 6.64E-09	3.86 ± 0.68	1.87 ± 0.25	0.72 ± 0.10
bn120212383	5.80E-07 ± 1.38E-08	1.58 ± 0.44	0.99 ± 0.20	0.79 ± 0.11
bn120213606	1.60E-06 ± 2.51E-08	4.93 ± 0.56	3.59 ± 0.26	2.78 ± 0.12
bn120217808	8.23E-07 ± 3.78E-08	3.48 ± 0.73	3.36 ± 0.34	2.58 ± 0.15
bn120217904	2.61E-06 ± 2.12E-08	23.54 ± 1.21	20.75 ± 0.58	10.44 ± 0.21

Table 9—Continued

Trigger ID	Fluence (erg cm ⁻²)	PF64 (ph cm ⁻² s ⁻¹)	PF256 (ph cm ⁻² s ⁻¹)	PF1024 (ph cm ⁻² s ⁻¹)
bn120218276	6.31E-06 ± 3.95E-08	1.58 ± 0.45	1.04 ± 0.19	0.80 ± 0.09
bn120219563	3.27E-07 ± 9.87E-09	0.78 ± 0.25	0.72 ± 0.12	0.47 ± 0.06
bn120220210	6.99E-07 ± 1.35E-08	1.61 ± 0.41	0.60 ± 0.13	0.42 ± 0.07
bn120222021	1.15E-06 ± 1.19E-08	10.91 ± 0.79	9.66 ± 0.37	6.47 ± 0.16
bn120222119	1.38E-06 ± 3.54E-08	2.29 ± 0.56	1.16 ± 0.24	0.86 ± 0.12
bn120223933	2.11E-06 ± 4.48E-08	2.59 ± 0.57	2.40 ± 0.23	2.08 ± 0.12
bn120224282	4.63E-06 ± 1.09E-07	2.74 ± 0.55	1.93 ± 0.25	1.46 ± 0.12
bn120224898	1.43E-06 ± 3.24E-08	1.41 ± 0.36	0.89 ± 0.15	0.69 ± 0.07
bn120226447	3.20E-06 ± 4.11E-08	4.65 ± 1.22	3.27 ± 0.47	2.31 ± 0.19
bn120226871	2.72E-05 ± 4.78E-08	6.56 ± 0.68	6.05 ± 0.33	5.04 ± 0.16
bn120227391	1.91E-06 ± 4.64E-08	3.43 ± 0.92	1.82 ± 0.30	0.96 ± 0.12
bn120227725	1.37E-05 ± 5.18E-08	11.19 ± 1.43	9.46 ± 0.70	8.06 ± 0.33
bn120302080	1.29E-06 ± 2.77E-08	0.91 ± 0.35	0.71 ± 0.15	0.51 ± 0.07
bn120302722	6.00E-08 ± 8.66E-09	1.98 ± 0.45	1.17 ± 0.17	0.50 ± 0.07
bn120304061	2.08E-06 ± 1.10E-08	3.78 ± 0.30	3.78 ± 0.15	3.25 ± 0.09
bn120304248	3.35E-06 ± 2.41E-08	12.78 ± 0.99	8.93 ± 0.52	5.30 ± 0.21
bn120308588	3.24E-06 ± 3.37E-08	8.77 ± 1.20	7.99 ± 0.57	6.21 ± 0.24
bn120312671	4.75E-07 ± 1.53E-08	1.17 ± 0.36	0.69 ± 0.19	0.47 ± 0.07
bn120314412	9.24E-08 ± 1.76E-08	0.97 ± 0.31	0.84 ± 0.13	0.45 ± 0.05
bn120316008	7.58E-06 ± 1.65E-08	6.26 ± 0.89	5.82 ± 0.43	3.52 ± 0.17
bn120319983	1.30E-06 ± 2.06E-08	1.23 ± 0.40	0.95 ± 0.16	0.51 ± 0.06
bn120323162	9.31E-07 ± 9.99E-09	4.60 ± 0.60	3.42 ± 0.27	2.43 ± 0.12
bn120323507	5.41E-06 ± 9.93E-09	180.72 ± 3.05	101.49 ± 1.15	29.94 ± 0.33
bn120326056	1.55E-06 ± 2.51E-08	2.86 ± 0.44	2.09 ± 0.21	1.84 ± 0.10
bn120327418	7.30E-08 ± 2.02E-08	3.48 ± 0.81	1.59 ± 0.25	0.50 ± 0.09
bn120328268	4.09E-05 ± 9.20E-08	19.88 ± 0.91	18.62 ± 0.45	16.98 ± 0.22
bn120331055	2.53E-07 ± 2.63E-08	6.05 ± 0.87	2.24 ± 0.30	0.52 ± 0.11
bn120402669	1.33E-06 ± 1.26E-08	3.04 ± 0.36	2.76 ± 0.30	2.46 ± 0.13
bn120403857	1.25E-07 ± 1.08E-08	0.60 ± 0.25	0.55 ± 0.12	0.40 ± 0.06
bn120410585	1.51E-07 ± 1.12E-08	4.61 ± 0.56	2.86 ± 0.26	0.77 ± 0.10
bn120411925	7.26E-07 ± 1.44E-08	1.13 ± 0.34	0.69 ± 0.12	0.42 ± 0.05
bn120412055	6.81E-07 ± 4.89E-08	1.77 ± 0.50	1.44 ± 0.24	1.04 ± 0.11

Table 9—Continued

Trigger ID	Fluence (erg cm ⁻²)	PF64 (ph cm ⁻² s ⁻¹)	PF256 (ph cm ⁻² s ⁻¹)	PF1024 (ph cm ⁻² s ⁻¹)
bn120412920	3.91E-06 ± 2.91E-08	3.67 ± 0.69	3.11 ± 0.33	2.38 ± 0.15
bn120415076	1.47E-06 ± 2.90E-08	2.69 ± 0.48	2.33 ± 0.22	1.92 ± 0.10
bn120415891	7.17E-08 ± 4.16E-09	1.59 ± 0.31	1.23 ± 0.14	0.53 ± 0.06
bn120415958	1.10E-06 ± 3.03E-08	2.51 ± 0.65	1.60 ± 0.35	1.16 ± 0.15
bn120420249	1.63E-06 ± 3.39E-08	2.10 ± 0.53	1.56 ± 0.25	1.20 ± 0.11
bn120420858	2.33E-05 ± 1.19E-07	3.49 ± 0.67	2.49 ± 0.31	2.10 ± 0.15
bn120426090	1.30E-05 ± 4.21E-08	39.97 ± 1.72	37.76 ± 0.83	34.98 ± 0.40
bn120426585	2.13E-06 ± 2.16E-08	1.94 ± 0.42	1.08 ± 0.21	0.70 ± 0.07
bn120427054	5.17E-06 ± 3.19E-08	10.01 ± 0.85	9.42 ± 0.41	8.67 ± 0.20
bn120427153	3.75E-07 ± 2.05E-08	0.80 ± 0.39	0.67 ± 0.15	0.41 ± 0.07
bn120429003	1.59E-07 ± 1.16E-08	2.58 ± 0.51	1.40 ± 0.18	0.87 ± 0.08
bn120429484	1.11E-06 ± 9.04E-09	1.87 ± 0.44	1.55 ± 0.19	1.26 ± 0.09
bn120430980	3.19E-07 ± 1.06E-08	0.76 ± 0.44	0.52 ± 0.18	0.40 ± 0.07
bn120504468	1.66E-06 ± 1.42E-08	1.01 ± 0.38	0.72 ± 0.17	0.53 ± 0.07
bn120504945	8.06E-07 ± 1.45E-08	2.48 ± 0.66	1.67 ± 0.27	1.22 ± 0.12
bn120506128	1.57E-07 ± 1.36E-08	1.22 ± 0.39	0.69 ± 0.16	0.58 ± 0.07
bn120509619	9.65E-08 ± 8.39E-09	1.79 ± 0.48	1.21 ± 0.18	0.54 ± 0.07
bn120510900	3.01E-06 ± 3.21E-08	1.43 ± 0.49	0.92 ± 0.21	0.52 ± 0.08
bn120511638	5.66E-06 ± 5.26E-08	3.83 ± 0.81	2.90 ± 0.36	2.21 ± 0.17
bn120512112	6.69E-06 ± 3.99E-08	4.01 ± 0.41	3.77 ± 0.22	3.53 ± 0.11
bn120513531	6.68E-07 ± 2.00E-08	1.30 ± 0.40	1.14 ± 0.20	0.75 ± 0.09
bn120519721	7.68E-07 ± 1.41E-08	6.11 ± 0.84	4.60 ± 0.41	3.12 ± 0.17
bn120520949	4.41E-07 ± 1.41E-08	1.70 ± 0.35	1.32 ± 0.18	1.06 ± 0.09
bn120521380	1.79E-06 ± 1.91E-08	1.39 ± 0.38	0.77 ± 0.17	0.52 ± 0.08
bn120522361	5.02E-06 ± 2.84E-08	5.49 ± 0.79	4.76 ± 0.38	3.95 ± 0.17
bn120524134	1.27E-07 ± 7.96E-09	5.49 ± 0.78	2.84 ± 0.33	0.91 ± 0.10
bn120526303	4.66E-05 ± 1.19E-07	12.63 ± 2.07	7.99 ± 0.93	6.36 ± 0.49
bn120528442	2.12E-06 ± 2.46E-08	2.87 ± 0.57	2.25 ± 0.27	1.84 ± 0.12
bn120530121	4.10E-06 ± 2.51E-08	2.74 ± 0.55	2.19 ± 0.25	1.56 ± 0.12
bn120531393	5.16E-07 ± 1.01E-08	1.00 ± 0.38	0.70 ± 0.16	0.47 ± 0.07
bn120603439	3.05E-07 ± 1.54E-08	6.48 ± 0.94	4.91 ± 0.37	1.60 ± 0.11
bn120604220	7.14E-07 ± 2.70E-08	3.45 ± 0.56	2.29 ± 0.23	0.99 ± 0.09

Table 9—Continued

Trigger ID	Fluence (erg cm ⁻²)	PF64 (ph cm ⁻² s ⁻¹)	PF256 (ph cm ⁻² s ⁻¹)	PF1024 (ph cm ⁻² s ⁻¹)
bn120604343	8.62E-07 ± 3.81E-08	1.16 ± 0.38	1.14 ± 0.20	0.69 ± 0.08
bn120605453	1.71E-06 ± 3.08E-08	5.94 ± 0.71	4.56 ± 0.32	3.74 ± 0.15
bn120608489	2.95E-07 ± 1.09E-08	4.18 ± 0.65	3.77 ± 0.31	1.40 ± 0.10
bn120608777	1.77E-06 ± 2.40E-08	2.37 ± 0.54	1.51 ± 0.23	1.13 ± 0.09
bn120609580	2.60E-07 ± 1.33E-08	1.73 ± 0.44	1.61 ± 0.22	1.15 ± 0.09
bn120611108	2.29E-06 ± 2.73E-08	3.60 ± 0.52	2.98 ± 0.25	1.45 ± 0.09
bn120612680	1.10E-06 ± 1.55E-08	1.36 ± 0.38	0.61 ± 0.18	0.48 ± 0.08
bn120612687	2.50E-07 ± 1.18E-08	5.83 ± 0.82	3.95 ± 0.35	1.14 ± 0.10
bn120616630	6.42E-08 ± 6.03E-09	3.25 ± 0.80	1.07 ± 0.23	0.28 ± 0.08
bn120618128	3.79E-06 ± 3.79E-08	3.25 ± 0.51	2.92 ± 0.24	2.63 ± 0.38
bn120618919	1.95E-06 ± 3.16E-08	4.67 ± 1.00	3.17 ± 0.41	1.75 ± 0.18
bn120619884	2.24E-07 ± 1.69E-08	2.72 ± 0.61	1.97 ± 0.23	1.00 ± 0.09
bn120624309	2.55E-06 ± 4.19E-08	48.93 ± 1.31	33.11 ± 0.63	10.60 ± 0.20
bn120624933	7.64E-05 ± 1.09E-07	9.99 ± 0.71	9.31 ± 0.35	8.28 ± 0.17
bn120625119	6.10E-06 ± 2.00E-08	10.74 ± 1.04	9.94 ± 0.49	9.55 ± 0.23
bn120629565	3.24E-08 ± 6.57E-09	0.83 ± 0.21	0.51 ± 0.10	0.24 ± 0.05
bn120701654	4.91E-08 ± 2.92E-08	1.56 ± 0.50	1.05 ± 0.24	0.41 ± 0.11
bn120702891	9.95E-07 ± 3.40E-08	1.16 ± 0.41	0.66 ± 0.14	0.44 ± 0.06
bn120703417	5.49E-06 ± 2.78E-08	3.58 ± 0.56	2.90 ± 0.25	2.55 ± 0.12
bn120703498	1.54E-06 ± 3.29E-08	1.90 ± 0.54	1.22 ± 0.21	0.73 ± 0.08
bn120703726	4.31E-06 ± 5.25E-08	11.92 ± 0.73	10.30 ± 0.36	8.60 ± 0.17
bn120707800	5.21E-05 ± 3.38E-07	28.34 ± 2.53	24.61 ± 1.23	22.60 ± 0.59
bn120709883	6.30E-06 ± 2.11E-08	10.91 ± 0.77	8.50 ± 0.36	5.00 ± 0.16
bn120710100	2.71E-06 ± 1.10E-08	1.99 ± 0.44	1.17 ± 0.17	0.90 ± 0.08
bn120711115	6.65E-05 ± 7.69E-08	19.05 ± 1.68	14.42 ± 0.64	12.19 ± 0.28
bn120711446	1.00E-06 ± 1.18E-08	0.73 ± 0.34	0.54 ± 0.10	0.31 ± 0.05