

Transpose-free Fast Fourier Transform for Turbulence Simulation

A. G. Chatterjee and M. K. Verma*

*Department of Physics, IIT Kanpur,
Kanpur, 208016, India*

**E-mail: mkv@iitk.ac.in*

M. Chaudhuri

*Department of Computer Science and Engineering, IIT Kanpur,
Kanpur, 208016, India*

Pseudo-spectral method is one of the most accurate techniques for simulating turbulent flows. Fast Fourier transform (FFT) is an integral part of this method. In this paper, we present a new procedure to compute FFT in which we save operations during interprocess communications by avoiding transpose of the array. As a result, our transpose-free FFT is 15% to 20% faster than FFTW.

Keywords: Fast Fourier transform; pseudo-spectral method; turbulence simulation

1. Introduction

A turbulent flow is chaotic. Hence, we need to employ accurate numerical schemes for simulating such flows. A pseudospectral algorithm¹ is one of the most accurate methods for solving fluid flows, and it is employed for direct numerical simulations of turbulent flows, as well as for critical applications like weather prediction and climate modelling. We have developed a general-purpose parallel flow solver named Tarang^{2,3} for turbulence simulation. At present, Tarang has solvers for incompressible flows involving pure fluid, Rayleigh Bénard convection, passive and active scalars, magnetohydrodynamics, liquid metals, etc.

Fast Fourier transform (FFT) is the most important component of a pseudospectral solver, and it takes approximately 75% of the total simulation time. Hence, an efficient FFT is required for such solvers. An FFT operation requires full data set, hence, it is one of the most difficult computational methods to parallelise. The computational complexity of the algorithm is $O(N \log N)$, but it also involves `All_to_all` communications among the processors, which brings down the efficiency of the transform considerably.

During an FFT operation, the processes need to exchange a large amount of data among themselves. Most FFTs transpose the data during the exchange, and it takes around 15% of the total data-exchange process. In this paper, we present a new FFT scheme that does not perform transpose during the data exchange, thus provides a better performance. We also address the issue of *cache miss* during an

2

FFT operations.

2. FFT implementation

We perform FFT on a three-dimensional real array of size $n_0 \times n_1 \times n_2$, and transform it to a complex data of size $n_0 \times n_1 \times (n_2/2 + 1)$ and vice versa. The real-to-complex (r2c) is called the forward transform, while the complex-to-real (c2r) is called the inverse transform. In section 2.1, we will explain how FFT is performed in most of the present implementations using a transpose operations. In Section 2.2, we introduce our transpose-free FFT.

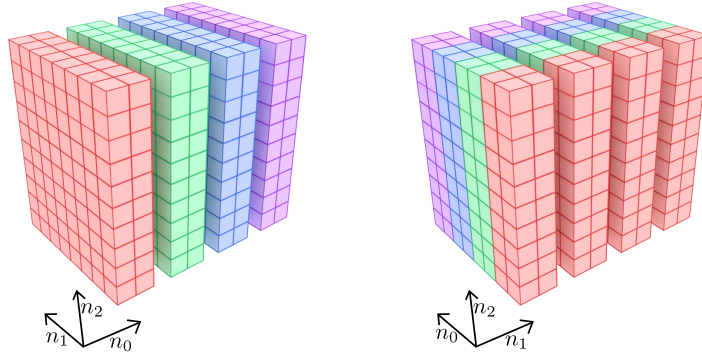


Fig. 1. Data division $n_0 \times n_1 \times n_2$ array in FFT with transpose

2.1. FFT implementation with transpose

For the parallel implementation of the forward transform, the real data is divided along the n_0 axis. If there are p processors, then each processor has $(n_0/p) \times n_1 \times n_2$ real data. After the forward transform, each processor has $(n_1/p) \times n_0 \times (n_2/2 + 1)$ complex data. A typical forward transform involve three steps to be performed by each process:

- (1) Two-dimensional forward transforms (r2c) of size $n_1 \times n_2$ for n_0/p planes
- (2) Transpose $n_0 \leftrightarrow n_1$, as shown in Fig. 1.
- (3) One-dimensional c2c transform of size n_0 for $(n_1/p) \times (n_2/2 + 1)$ columns.

We can inverse transform the complex data by performing the above operations in a reverse order.

The second step involves local transpose, interprocess communication, and again local rearrangement of data, as illustrated in Fig. 2 for a two-dimensional (2D) transform involving 16 data points and 2 processors. Here data along the n_1 -axis is contiguous in memory and n_0 -axis data is spread in memory. Note that the axes 0 and 1 are flipped after the transpose.

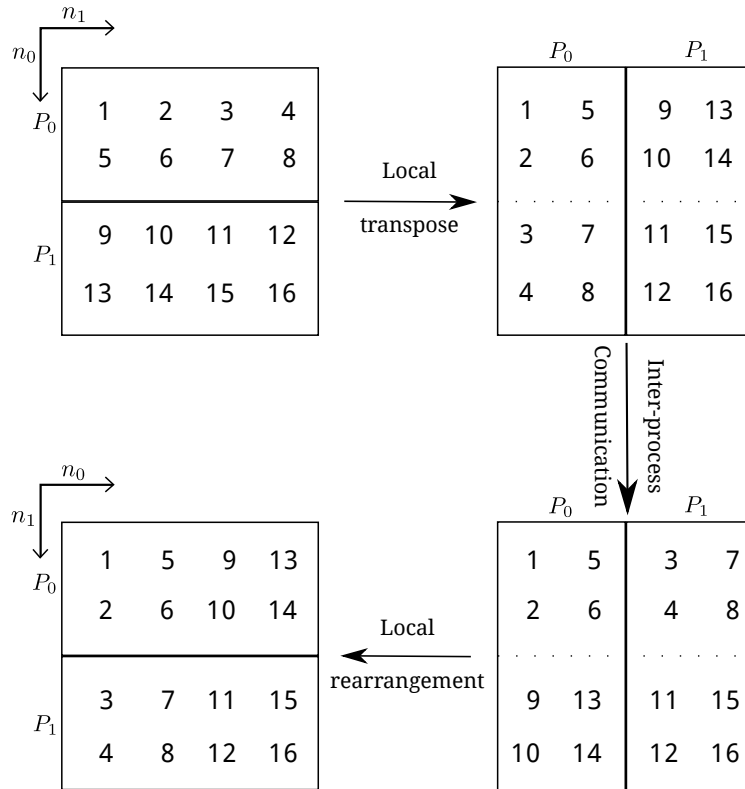


Fig. 2. The standard transpose method

Clearly, the data-exchange operation is quite expensive. We devised a scheme, somewhat similar to P3DFFT for pencil decomposition⁴, in which the data-exchange is less expensive. We will describe our procedure in the next subsection.

2.2. Transpose-free FFT

In our procedure, we modify step (2) of the inter-processor communication without any transpose. In Fig. 3, we illustrate the communication process using a two-dimensional array. We use `MPI_Type_vector` and `MPI_Type_create_resized` to select strided data, e.g., [3,4,7,8] for the process P_0 , and [9,10,13,14] for the process P_1 , and then send them to the other processor. MPI functions `MPI_Isend/MPI_Recv` or `MPI_All_to_all` are employed for communications; we choose the one better-suited for a given hardware.

The data structure after the interprocess communication is shown in Fig. 4. Here, the data along the n_0 -axis for the third step are not contiguous, but strided. Therefore, we use strided FFTW functions for this operation.

Our procedure saves significant time during the data-exchange process. The

4

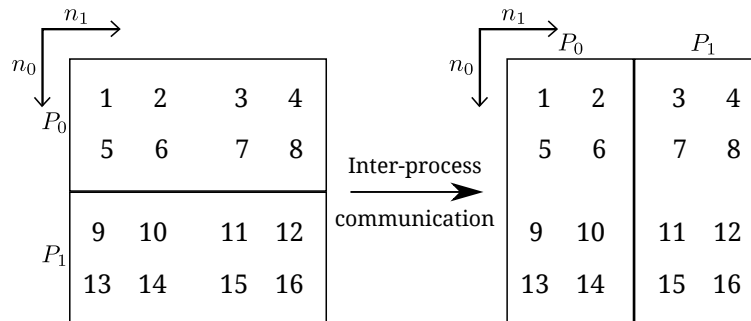


Fig. 3. Data exchange using strided MPI functions, that does not require a local transpose

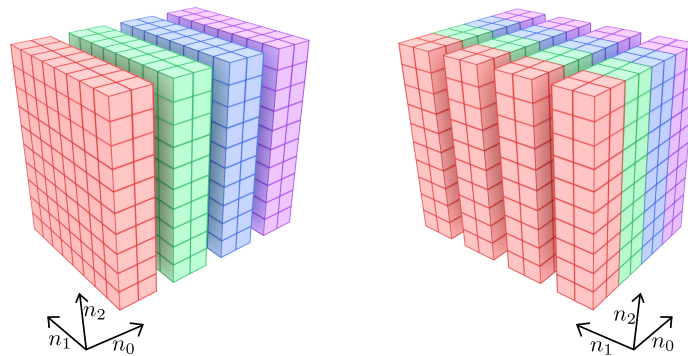


Fig. 4. Data division $n_0 \times n_1 \times n_2$ array in transpose-free FFT

strided FFT function may appear to be more time-consuming, but that is not so because of the intelligent cache prefetch algorithms⁵. Thus, our transpose-free FFT performs better than the ones with transpose.

3. Comparison between the two procedures

We compare the efficiencies of the two procedures by performing FFT (r2c and c2r) operations on 1024^3 and 2048^3 data sets. We take the popular FFTW⁶ for FFT implementation with transpose. The maximum number of processor used in the comparison was 2048 of IBM Bluegene/P in KAUST. The results are shown in Fig. 5, in which the time taken by FFTW are represented by blue circles, while that by transpose-free FFT (named as TF-FFT) are shown by green squares. We observe that the transpose-free FFT is 12% to 16% more efficient for 1024^3 data, and 7.5% to 14% more efficient for 2048^3 data. The gain in performance is due to the avoidance of multiple operations during step (2) of FFT with transpose (see Section 2.1).

We have incorporated the transpose-free FFT to Tarang 2.4, which yields ap-

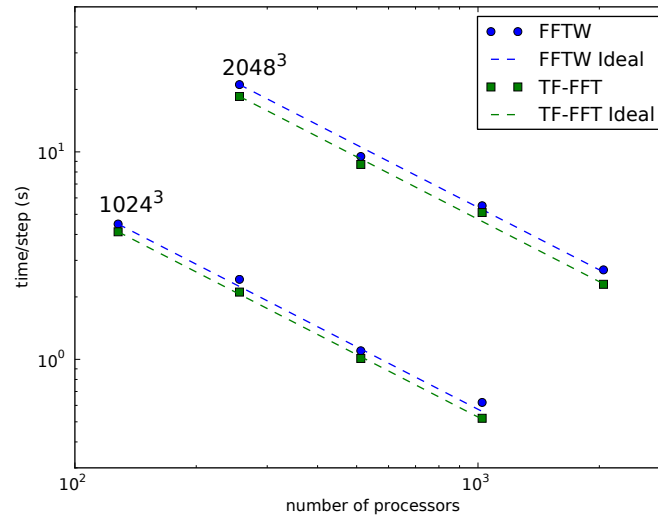


Fig. 5. Comparison of Transpose Free FFT (TF-FFT) vs FFTW

proximately 2 times speed gain compared to Tarang 1.0². Also, FFT is widely used in signal and image processing, data analysis, quantum mechanical computations; our proposed procedure would be useful for these applications as well.

References

1. J. P. Boyd, *Chebyshev and Fourier spectral methods* (Dover Publishers, New York, 2001).
2. M. K. Verma, A. G. Chatterjee, K. S. Reddy, R. K. Yadav, S. Paul, M. Chandra and R. Samtaney, Benchmarking and scaling studies of a pseudospectral code tarang for turbulence simulations, *Pramana* **81**, 617 (2013).
3. M. K. Verma, Tarang <http://www.turbulence.phy.iitk.ac.in/>.
4. D. Pekurovsky, P3dfft: A framework for parallel computations of fourier transforms in three dimensions, *Journal on Scientific Computing* (April 2012).
5. S. G. Berg, Cache prefetching, *Technical Report, UW-CSE* (Feb 2004).
6. M. Frigo and S. G. Johnson, Fastest fourier transform in the west <http://www.fftw.org>.