

Eilenberger theory and London theory for transverse components of flux line lattice form factors in uniaxial superconductors

Yuujiro Amano, Masahiro Ishihara, Masanori Ichioka, Noriyuki Nakai, and Kazushige Machida
Department of Physics, Okayama University, Okayama 700-8530, JAPAN
 (Dated: April 2, 2021)

We theoretically study the magnetic field orientation dependence of longitudinal and transverse flux line lattice form factors in uniaxial superconductors with anisotropy ratio corresponding to $\text{YBa}_2\text{Cu}_3\text{O}_{7-\delta}$. We discuss influences of the anisotropy ratio of coherence length, and differences between the s -wave and the $d_{x^2-y^2}$ -wave pairings. The calculations are performed by two methods, the Eilenberger theory and the London theory comparatively, and we study the cutoff function of the extended London theory, which will be helpful in the analysis of the small angle neutron scattering in the vortex states.

PACS numbers: 74.25.Uv, 74.25.Ha, 74.72.-h, 61.05.fg

I. INTRODUCTION

Flux line lattice (FLL) form factors in vortex states of type-II superconductors are observed by small angle neutron scattering (SANS) experiments. The behaviors of the form factors reflect exotic properties of superconductors. For example, from the temperature (T) dependence of the form factor we can examine the existence of nodes in the superconducting gap function, reflecting the T -dependence of the penetration depth [1]. From the magnetic field (\bar{B}) dependence, we can know the contribution of Pauli-paramagnetic effects in superconductors [2–5]. The \bar{B} -dependence of the FLL deformation reflects the anisotropy of superconductors [6]. In order to extract the valuable information from the SANS experiments in the vortex states, it is helpful that we perform theoretical studies on the behavior of the FLL form factors in the superconductors.

In uniaxial superconductors where the coherence length is anisotropic between the ab - and the c -directions, transverse components appear in the internal fields when the magnetic field orientation is tilted from the basal plane or the c axis [7]. While the longitudinal components $B_z(h,k)$ of the FLL form factor are obtained from the intensity of the conventional non-spin-flip SANS, the transverse components $B_{\text{tr}}(h,k)$ are estimated from the intensity of the spin-flip SANS. The observation of the spin-flip SANS was performed in $\text{YBa}_2\text{Cu}_3\text{O}_{7-\delta}$ [8] and Sr_2RuO_4 [9].

Theoretically the transverse components of the FLL form factors were studied by the phenomenological London theory [7]. This method is helpful to understand the overall qualitative behaviors of the transverse components, since the FLL form factors are described by simple functions. However, the quantitative validity is ambiguous for analysis of the experimental results, because the vortex core contribution is neglected in the London theory. To fix this problem, we use the extended London theory [9–12]. There we introduce the cutoff function to include the vortex core contribution, but the detailed form and parameters of the cutoff function are not enough established [11, 12].

On the other hand, by the numerical calculation based on the selfconsistent Eilenberger theory [13, 14] we can quantitatively estimate the internal fields and the FLL form factors, appropriately determining the vortex core structure. The calculation of the transverse components was done in the case of chiral p -wave superconductors [15, 16]. The comparison of the results of the Eilenberger theory and the London theory was studied in the problem of the FLL morphology [6] and in the internal field distribution [17, 18].

In this paper, we investigate the magnetic field orientation dependence of the transverse and the longitudinal components of the FLL form factors for the material parameters appropriate to $\text{YBa}_2\text{Cu}_3\text{O}_{7-\delta}$ [8]. We perform

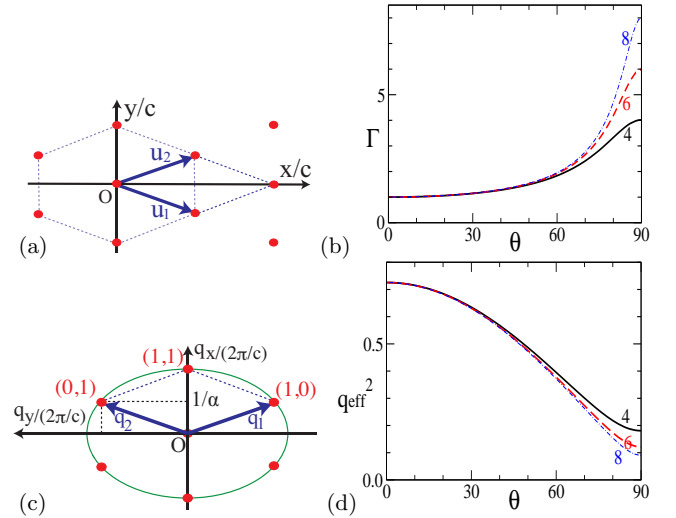


FIG. 1: (Color online) (a) FLL structure in the (x, y) plane of the real space. Circles indicate flux line centers. \mathbf{u}_1 and \mathbf{u}_2 are unit vectors of the FLL. (b) θ -dependence of the anisotropy ratio Γ_θ for $\gamma = 4, 6$, and 8 . (c) Circles indicate spots of the FLL form factors in the reciprocal space. \mathbf{q}_1 and \mathbf{q}_2 are unit vectors. Ellipse connecting spots $(1, 1)$, $(1, 0)$ and the equivalent ones is given by $q_{\text{eff}}^2 = q_x^2 + (q_y/\Gamma_\theta)^2$. (d) θ -dependence of q_{eff}^2 for $\gamma = 4, 6$, and 8 .

the calculations by two methods of the Eilenberger theory and the London theory, comparatively. We study effects of the anisotropy ratio of coherence length, and differences between the s -wave and the $d_{x^2-y^2}$ -wave pairings. To improve the agreement between results of the Eilenberger theory and the London theory, we discuss the cutoff functions expected in the extended London theory. In previous works [17, 18] the cutoff functions were studied by the comparison of the internal field distribution between the Eilenberger theory and the London theory. In this work, we estimate the cutoff functions by the study on the magnetic field orientation dependence of the FLL form factors, including the transverse components. These are directly observed in the SANS experiment.

This paper is constructed as follows. After the introduction, we explain our model for the Fermi surface and the FLL structure in Sec. II. The field orientation dependence of the FLL form factors is calculated by the Eilenberger theory in Sec. III, and by the London theory in Sec. IV. From the comparison of these results, we discuss the cutoff functions in the extended London theory in Sec. V. The last section is devoted to summary.

II. ANISOTROPY RATIO AND FLUX LINE LATTICE

As a model of the Fermi surface, we use quasi-two dimensional Fermi surface with rippled cylinder shape, assuming the Fermi velocity $\mathbf{v} = (v_a, v_b, v_c) \propto (\cos \phi, \sin \phi, \tilde{v}_z \sin p_c)$ at $\mathbf{p} = (p_a, p_b, p_c) \propto (p_F \cos \phi, p_F \sin \phi, p_c)$ on the Fermi surface [19]. We consider a case $\tilde{v}_z = 1/\gamma$, to produce the anisotropy ratio of coherence length, $\gamma \sim \langle v_c^2 \rangle_{\mathbf{p}}^{1/2} / \langle v_b^2 \rangle_{\mathbf{p}}^{1/2} \sim \xi_c / \xi_b$, where $\langle \cdots \rangle_{\mathbf{p}}$ indicates an average over the Fermi surface. The magnetic field orientation is tilted by θ from the c axis toward the b axis. Since we set the z axis to be parallel to the flux lines, the coordinate $\mathbf{r} = (x, y, z)$ for the flux line structure is related to the crystal coordinate (a, b, c) as $(x, y, z) = (a, b \cos \theta + c \sin \theta, c \cos \theta - b \sin \theta)$. We set unit vectors of the FLL as $\mathbf{u}_1 = c(\alpha/2, -\sqrt{3}/2, 0)$ and $\mathbf{u}_2 = c(\alpha/2, \sqrt{3}/2, 0)$ with $c^2 = 2\phi_0/(\sqrt{3}\alpha\bar{B})$ and $\alpha = 3\Gamma_\theta$ [19], as shown in Fig. 1(a). ϕ_0 is the flux quantum, and \bar{B} is the flux density. We use the anisotropy ratio $\Gamma_\theta \equiv \xi_y/\xi_x \sim \langle v_y^2 \rangle_{\mathbf{p}}^{1/2} / \langle v_x^2 \rangle_{\mathbf{p}}^{1/2} \sim (\cos^2 \theta + \gamma^{-2} \sin^2 \theta)^{-1/2}$. Supposing the case of $\text{YBa}_2\text{Cu}_3\text{O}_{7-\delta}$ [8], we consider the cases of the anisotropy ratio $\gamma = 4, 6, \text{ and } 8$. The θ -dependence of Γ_θ for these cases are presented in Fig. 1(b). For small θ , Γ_θ is near 1. On approaching $\theta \rightarrow 90^\circ$, Γ_θ rapidly increases toward γ .

The FLL form factors $\mathbf{B}(\mathbf{q}_{(h,k)}) = (B_x(h,k), B_y(h,k), B_z(h,k))$ are obtained by Fourier transformation of the internal field distribution $\mathbf{B}(\mathbf{r})$ as

$$\mathbf{B}(\mathbf{r}) = \sum_{h,k} \mathbf{B}(\mathbf{q}_{(h,k)}) e^{i\mathbf{q}_{(h,k)} \cdot \mathbf{r}} \quad (1)$$

with wave vector $\mathbf{q}_{(h,k)} = h\mathbf{q}_1 + k\mathbf{q}_2$. h and k are integers. Unit vectors in the reciprocal space are given by $\mathbf{q}_1 =$

$(2\pi/c)(1/\alpha, -1/\sqrt{3})$ and $\mathbf{q}_2 = (2\pi/c)(1/\alpha, 1/\sqrt{3})$. As presented in Fig. 1(c), the main spots $(h, k) = (1, 1), (1, 0)$ and the equivalent ones are on the ellipse given by $q_{\text{eff}}^2 = q_x^2 + (q_y/\Gamma_\theta)^2$. At the spot $(1, 1)$, $q_y = 0$. At the spot $(1, 0)$, $q_y/\Gamma_\theta = \sqrt{3}q_x$. The θ -dependence of q_{eff}^2 is shown in Fig. 1(d) for the cases $\gamma = 4, 6, \text{ and } 8$.

The z -components $|B_z(h,k)|^2$ from $B_z(\mathbf{r})$ give the intensity of conventional non-spin-flip SANS. The transverse components, $|B_{\text{tr}(h,k)}|^2 \equiv |B_x(h,k)|^2 + |B_y(h,k)|^2$, are accessible by spin-flip SANS experiments [8, 9]. Using the same parameters, we calculate the form factors by the Eilenberger theory and by the London theory, as explained in the following sections.

III. EILENBERGER THEORY

Quasiclassical Green's functions $f(\omega_n, \mathbf{p}, \mathbf{r})$, $f^\dagger(\omega_n, \mathbf{p}, \mathbf{r})$, $g(\omega_n, \mathbf{p}, \mathbf{r})$ are calculated in the FLL states by solving the Riccati equation, which is derived from the Eilenberger equation

$$\begin{aligned} (\omega_n + \hat{\mathbf{v}} \cdot (\nabla + i\mathbf{A}(\mathbf{r}))) f &= \Delta(\mathbf{r})\varphi(\mathbf{p})g, \\ (\omega_n - \hat{\mathbf{v}} \cdot (\nabla - i\mathbf{A}(\mathbf{r}))) f^\dagger &= \Delta^*(\mathbf{r})\varphi^*(\mathbf{p})g \end{aligned} \quad (2)$$

in the clean limit, with $\hat{\mathbf{v}} \cdot \nabla g = \Delta^*(\mathbf{r})\varphi^*(\mathbf{p})f - \Delta(\mathbf{r})\varphi(\mathbf{p})f^\dagger$, $g = (1 - ff^\dagger)^{1/2}$, and Matsubara frequency ω_n [5, 13–16, 19, 20]. That is, we accurately calculate the spatial structure of g without using Pesch's approximation [21]. We consider the cases of isotropic s -wave pairing $\varphi(\mathbf{p}) = 1$ and anisotropic $d_{x^2-y^2}$ -wave pairing $\varphi(\mathbf{p}) = \sqrt{2} \cos 2\phi$. Normalized Fermi velocity is $\hat{\mathbf{v}} = \mathbf{v}/v_F$ with $v_F = \langle v^2 \rangle_{\mathbf{p}}^{1/2}$. We have scaled length, temperature, magnetic field, and energies in units of ξ_0 , T_c , B_0 , and $\pi k_B T_c$, respectively, where $\xi_0 = \hbar v_F / 2\pi k_B T_c$ and $B_0 = \phi_0 / 2\pi \xi_0^2$. The vector potential $\mathbf{A}(\mathbf{r}) = \frac{1}{2} \bar{\mathbf{B}} \times \mathbf{r} + \mathbf{a}(\mathbf{r})$ is related to the internal field as $\mathbf{B}(\mathbf{r}) = \nabla \times \mathbf{A}(\mathbf{r}) = (B_x(\mathbf{r}), B_y(\mathbf{r}), B_z(\mathbf{r}))$ with $\bar{\mathbf{B}} = (0, 0, \bar{B})$, $B_z(\mathbf{r}) = \bar{B} + b_z(\mathbf{r})$ and $(B_x, B_y, b_z) = \nabla \times \mathbf{a}(\mathbf{r})$. The spatial averages of B_x , B_y , and b_z are zero [9].

The pair potential $\Delta(\mathbf{r})$ is calculated by the gap equation

$$\Delta(\mathbf{r}) = g_0 N_0 T \sum_{0 \leq \omega_n \leq \omega_c} \left\langle \varphi^*(\mathbf{p}) (f + f^{\dagger*}) \right\rangle_{\mathbf{p}}, \quad (3)$$

where g_0 is the pairing interaction in the low-energy band $|\omega_n| \leq \omega_c$, and N_0 is the density of states at the Fermi energy in the normal state. g_0 is defined by the cutoff energy ω_c as $(g_0 N_0)^{-1} = \ln T + 2T \sum_{\omega_n > 0}^{\omega_c} \omega_n^{-1}$. We carry out calculations using $\omega_c = 20k_B T_c$. Current distribution to obtain $\mathbf{a}(\mathbf{r})$ is calculated by

$$\mathbf{j}_s(\mathbf{r}) \equiv \nabla \times \nabla \times \mathbf{a}(\mathbf{r}) = -\frac{2T}{\kappa^2} \sum_{0 \leq \omega_n} \langle \hat{\mathbf{v}} \text{Im}\{g\} \rangle_{\mathbf{p}}. \quad (4)$$

The Ginzburg-Landau (GL) parameter $\kappa = B_0/\pi k_B T_c \sqrt{8\pi N_0}$ is the ratio of the penetration

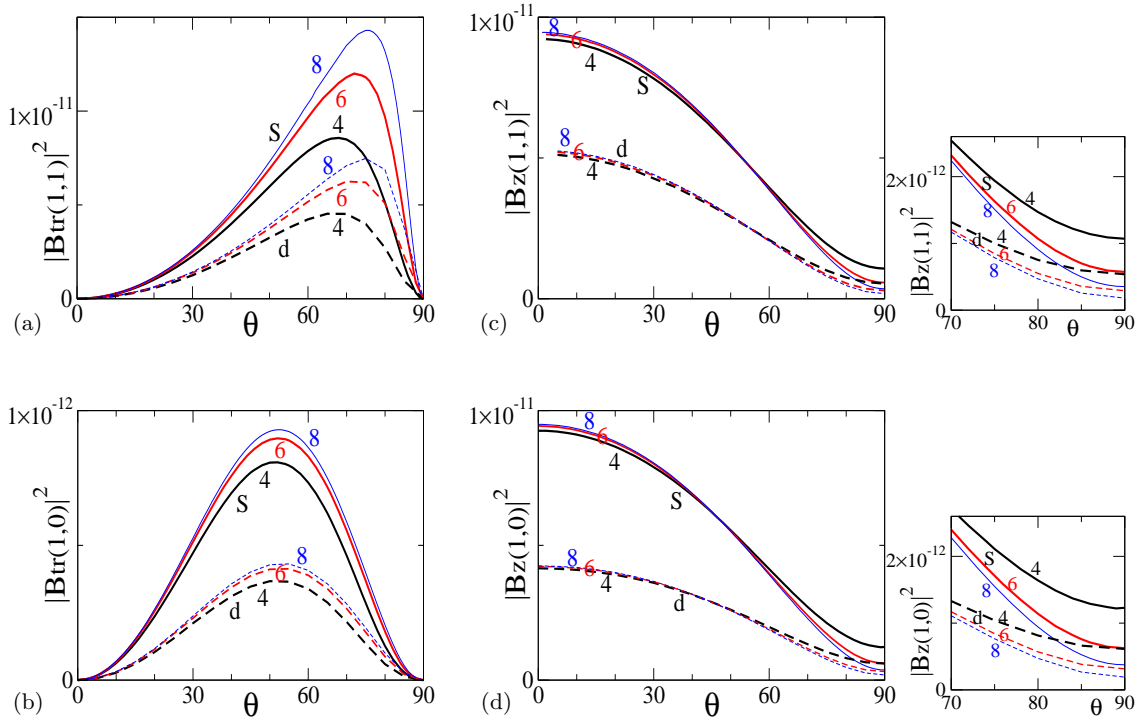


FIG. 2: (Color online) Field orientation dependence of the form factors by the Eilenberger theory for $\gamma = 4, 6, 8$ in the s -wave pairing (solid lines) and the $d_{x^2-y^2}$ -wave pairing (dashed lines). $T = 0.5T_c$ and $\bar{B} = 0.1B_0$. As a function of θ , we plot the transverse components (a) $|B_{\text{tr}(1,1)}|^2$ for the (1,1) spot, (b) $|B_{\text{tr}(1,0)}|^2$ for the (1,0) spot, and the longitudinal components (c) $|B_{z(1,1)}|^2$ for the (1,1) spot, (d) $|B_{z(1,0)}|^2$ for the (1,0) spot. In (c) and (d), the right panel presents focused range $70^\circ \leq \theta \leq 90^\circ$.

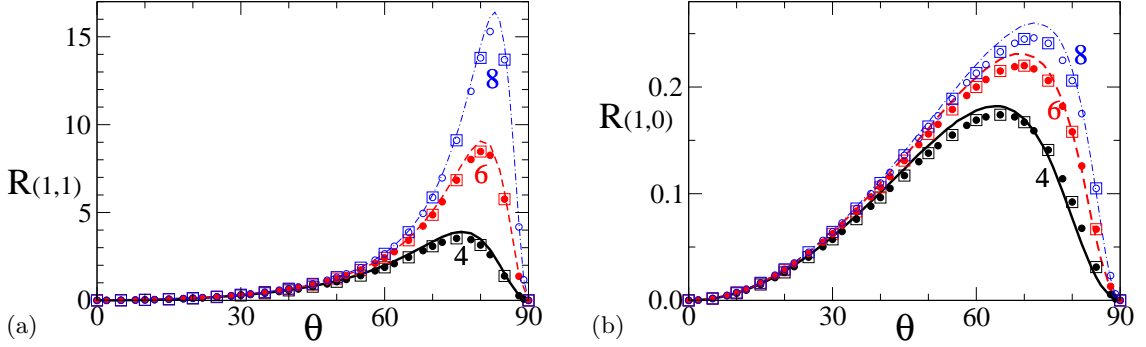


FIG. 3: (Color online) The ratio of the spin-flip SANS intensity and the non-spin-flip one as a function of θ for $\gamma = 4, 6,$ and 8 . (a) $R_{(1,1)} = |B_{\text{tr}(1,1)}|^2 / |B_{z(1,1)}|^2$. (b) $R_{(1,0)} = |B_{\text{tr}(1,0)}|^2 / |B_{z(1,0)}|^2$. Results of the Eilenberger theory are plotted by circles for the s -wave pairing, and square points for the $d_{x^2-y^2}$ -wave pairing. The lines are results by the London theory in Eq. (12). $T = 0.5T_c$ and $\bar{B} = 0.1B_0$.

depth ξ_0 to coherence length λ_0 for $\bar{\mathbf{B}} \parallel c$. In our unit $\xi_0 = 1$, κ is treated as λ_0 . In our calculations, we use $\kappa = 100$ as a typical type-II superconductor.

In our study, calculations by Eqs. (2)-(4) are iterated at $T = 0.5T_c$, until we obtain self-consistent solutions of $\Delta(\mathbf{r})$, $\mathbf{A}(\mathbf{r})$, and quasiclassical Green's functions. By the selfconsistent calculations, we can correctly estimate the vortex core size and the core contribution to the internal field distribution $\mathbf{B}(\mathbf{r}) = \nabla \times \mathbf{A}(\mathbf{r})$. From $\mathbf{B}(\mathbf{r})$, we obtain

the FLL form factors.

In Fig. 2, we present the form factors as a function of the magnetic field orientation θ . Figure 2(a) shows the transverse component $|B_{\text{tr}(1,1)}|^2$ at the main spot (1,1) in the cases of anisotropy $\gamma = 4, 6, 8$ for the s -wave and the $d_{x^2-y^2}$ -wave pairing symmetries. $|B_{\text{tr}(1,1)}|^2$ has a peak at $\theta \sim 68^\circ$ ($\gamma = 4$), 72° ($\gamma = 6$), and 76° ($\gamma = 8$). The transverse component reduces toward zero at both ends of $\theta = 0$ and $\theta = 90^\circ$. The amplitude of $|B_{\text{tr}(1,1)}|^2$ be-

comes larger with increasing γ . At the other spot (1, 0), $|B_{\text{tr}(1,0)}|^2$ in Fig. 2(b) is about 0.1 times smaller than $|B_{\text{tr}(1,1)}|^2$ in Fig. 2(a), and the peak position shifts to angle near $\theta \sim 50^\circ$. The changes by an increase of γ become smaller in Fig. 2(b). The longitudinal component $|B_{z(1,1)}|^2$ in Fig. 2(c) is maximum at $\theta = 0$, and monotonically decreases toward the minimum at $\theta = 90^\circ$. $|B_{z(1,1)}|^2$ has similar amplitude for all cases $\gamma = 4, 6, 8$ at smaller angles $\theta \leq 60^\circ$, but it shows differences among the cases of γ at higher angle $60^\circ < \theta \leq 90^\circ$, as shown in the right panel of Fig. 2(c). These behaviors are resemble to the θ -dependence of q_{eff}^2 in Fig. 1(d). Also at the other spot (1, 0), $|B_{z(1,0)}|^2$ in Fig. 2(d) has similar amplitude and θ -dependence to those of $|B_{z(1,1)}|^2$ in Fig. 2(c). In all cases of Fig. 2, the θ -dependences of the s -wave and the $d_{x^2-y^2}$ -wave pairing cases show similar behaviors [8], but the amplitudes of the s -wave case is about twice larger than those of the $d_{x^2-y^2}$ -wave pairing.

The ratio $R_{(h,k)} \equiv |B_{\text{tr}(h,k)}|^2 / |B_{z(h,k)}|^2$ is presented in Fig. 3 by circles as a function of θ for spots $(h, k) = (1, 1)$ and $(1, 0)$. This corresponds to the ratio of the spin-flip SANS intensity to the non-spin-flip SANS intensity. In Fig. 3, the ratio in the s -wave pairing (circles) and the $d_{x^2-y^2}$ -wave pairing (square points) appears on the same line. With increasing γ , the peak of $R_{(1,1)}$ as a function of θ becomes sharp, increasing the peak height rapidly. The peak position is $\theta = 76^\circ$ ($\gamma = 4$), 80° ($\gamma = 6$), and 83° ($\gamma = 8$). On the other hand, $R_{(1,0)}$ is very small compared to $R_{(1,1)}$, and the peak shape of $R_{(1,0)}$ is not so sharp. The peak positions are located at smaller θ , as $\theta = 64^\circ$ ($\gamma = 4$), 70° ($\gamma = 6$), and 72° ($\gamma = 8$).

IV. LONDON THEORY

The FLL form factors for uniaxial superconductors were studied in Ref. 7 on the basis of the London theory. Following the method, we evaluate the magnetic field orientation dependence of the form factors for the same parameters as in the previous section. The relation of current and vector potential in the reciprocal space is given as

$$\mathbf{j}_s(\mathbf{q}) = i\mathbf{q} \times \mathbf{B}(\mathbf{q}) = -\frac{1}{\kappa^2} \hat{Q} \mathbf{a}(\mathbf{q}) \quad (5)$$

in the London theory [6, 22], where (i, j) component of the tensor \hat{Q} is given by

$$Q_{i,j} = 2T \sum_{0 \leq \omega_n} \left\langle \hat{v}_i \hat{v}_j \frac{|\Delta\varphi(\mathbf{p})|^2}{\beta^3} \right\rangle_{\mathbf{p}} \quad (6)$$

with $\beta = (\omega_n^2 + |\Delta\varphi(\mathbf{p})|^2)^{1/2}$, and $i, j = x, y, z$. Here, small non-local correction terms are neglected. Δ is determined by the gap equation (3) in the uniform state without vortices. In the uniaxial superconductors, components of the inverse matrix $\hat{m} = \hat{Q}^{-1}$ are zero except for $m_{xx} = m_a$, $m_{yy} = m_b \cos^2 \theta + m_c \sin^2 \theta$, $m_{yz} =$

$m_b \sin^2 \theta + m_c \cos^2 \theta$, $m_{yz} = m_{zy} = (m_b - m_c) \sin \theta \cos \theta$, where

$$m_\alpha^{-1} = 2T \sum_{0 \leq \omega_n} \left\langle \hat{v}_\alpha^2 \frac{|\Delta\varphi(\mathbf{p})|^2}{\beta^3} \right\rangle_{\mathbf{p}} \quad (7)$$

for $\alpha = a, b, c$. $m_b^{-1} = m_a^{-1}$. The values of m_α^{-1} and m_c^{-1} are listed in Table I. Since $\gamma \sim (m_a^{-1}/m_c^{-1})^{1/2}$, m_c^{-1} decreases with increasing γ . The T -dependence of m_α^{-1} corresponds to that of the superfluid density. In the limit $T \rightarrow 0$, $m_\alpha^{-1} = \langle \hat{v}_\alpha^2 \rangle_{\mathbf{p}}$, so that m_α^{-1} are independent from the pairing function $\varphi(\mathbf{p})$ at $T = 0$. At finite temperatures, m_α^{-1} in the $d_{x^2-y^2}$ -wave pairing is smaller than that of the s -wave pairing, because the T -dependence of the superfluid density is different depending on the pairing function.

In order to obtain $\mathbf{B}(\mathbf{q})$, we substitute $\mathbf{a}(\mathbf{q}) = i\kappa^2 \hat{m} \mathbf{q} \times \mathbf{B}(\mathbf{q})$ from Eq. (5) to the relation $\mathbf{B}(\mathbf{q}) - \mathbf{q} \times \mathbf{a}(\mathbf{q}) = \bar{B} \mathbf{e}_z$, and use $\mathbf{q} \cdot \mathbf{B}(\mathbf{q}) = 0$, where \mathbf{e}_z is the unit vector along the z -direction. Thus, finally $\mathbf{B}(\mathbf{q})$ is written as

$$B_x(\mathbf{q}) = -\frac{\kappa^2 m_{yz} q_x q_y}{d} \bar{B}, \quad (8)$$

$$B_y(\mathbf{q}) = \frac{\kappa^2 m_{yz} q_x^2}{d} \bar{B}, \quad (9)$$

$$B_z(\mathbf{q}) = \frac{1 + \kappa^2 m_{zz} q^2}{d} \bar{B} \quad (10)$$

with

$$d = \{1 + \kappa^2 (m_{xx} q_y^2 + m_{yy} q_x^2)\} (1 + \kappa^2 m_{zz} q^2) - \kappa^4 m_{yz}^2 q^2 q_x^2 \quad (11)$$

and $q^2 = q_x^2 + q_y^2$. Compared to Ref. 7, x and y axes are exchanged in our definition.

The form factors by Eqs. (8)-(10) are presented in Fig. 4 as a function of θ . The overall behaviors of the θ -dependence by the London theory are resemble to those by the Eilenberger theory in Fig. 2. The amplitude of the transverse components are enhanced with increasing γ . $|B_{\text{tr}(1,1)}|^2$ is 10 times larger than $|B_{\text{tr}(1,0)}|^2$. In the longitudinal components, $|B_{z(1,1)}|^2$ and $|B_{z(1,0)}|^2$ are almost the same amplitude. Quantitative comparison of the θ -dependence between the Eilenberger theory and the London theory is discussed in the next section. In all cases of Fig. 4, values of the s -wave pairing case are about twice larger than those of the $d_{x^2-y^2}$ -wave pairing case. These dependences on the pairing symmetry in the London theory qualitatively accord with those in the Eilenberger theory. And the dependences come form the fact that m_a^{-1} and m_c^{-1} are smaller in the $d_{x^2-y^2}$ -wave pairing case, as shown in Table I.

The ratio of the spin-flip SANS intensity to the non-spin-flip SANS intensity is given by

$$R_{(h,k)} \equiv \frac{|B_{\text{tr}(h,k)}|^2}{|B_{z(h,k)}|^2} = \frac{\kappa^4 m_{yz}^2 q^2 q_x^2}{(1 + \kappa^2 m_{zz} q^2)^2}. \quad (12)$$

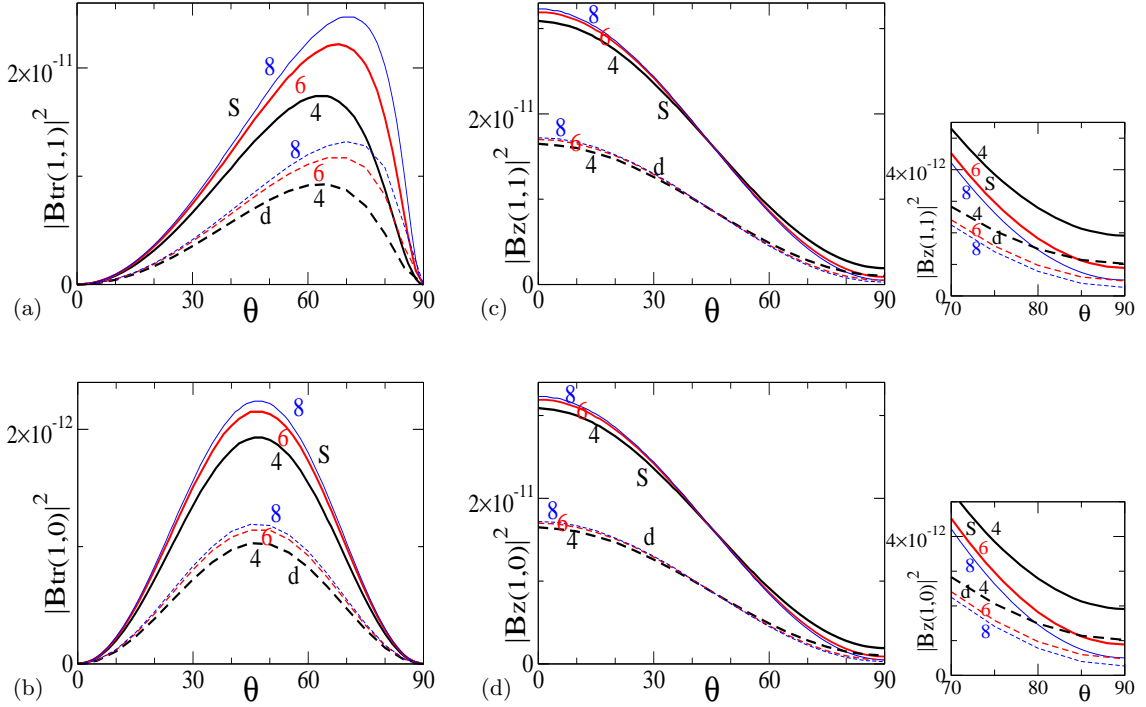


FIG. 4: (Color online) Field orientation dependence of the form factors by the London theory for $\gamma = 4, 6, 8$ in the s -wave pairing (solid lines) and the $d_{x^2-y^2}$ -wave pairing (dashed lines). $T = 0.5T_c$ and $\bar{B} = 0.1B_0$. As a function of θ , we plot the transverse components (a) $|B_{\text{tr}(1,1)}|^2$ for the (1,1) spot, (b) $|B_{\text{tr}(1,0)}|^2$ for the (1,0) spot, and the longitudinal components (c) $|B_{z(1,1)}|^2$ for the (1,1) spot, (d) $|B_{z(1,0)}|^2$ for the (1,0) spot. In (c) and (d), the right panel presents focused range $70^\circ \leq \theta \leq 90^\circ$.

Therefore, in the type-II limit $\kappa \gg 1$,

$$R_{(1,1)} = \frac{m_{yz}^2}{m_{zz}^2} = \left(\frac{(1 - \gamma^2) \sin \theta \cos \theta}{\sin^2 \theta + \gamma^2 \cos^2 \theta} \right)^2 \quad (13)$$

at the spot (1,1) where $q_y = 0$, and

$$R_{(1,0)} = \frac{m_{yz}^2 q_x^2}{m_{zz}^2 q^2} = \frac{R_{(1,1)}}{1 + 3\Gamma_\theta^2} \quad (14)$$

at the spot (1,0). The θ -dependences of $R_{(h,k)}$ in Eq. (12) are presented by lines in Fig. 3 for $(h,k) = (1,1)$ and (1,0). The θ -dependences and the γ -dependences of $R_{(1,1)}$ and $R_{(1,0)}$ by the London theory (lines) give a nice fitting to the results of the Eilenberger theory (circles and squares). There we find only a small deviation near the peaks in the θ -dependence of $R_{(1,1)}$, and $R_{(1,0)}$ is slightly small (large) at larger (smaller) θ , compared to the results of the Eilenberger theory. The θ -dependence of $R_{(1,0)}$ in Fig. 3(b) seems to correspond to the results reported in Ref. 8.

V. EXTENDED LONDON THEORY

In this section, we study a quantitative comparison of the form factors between the Eilenberger theory and the London theory, and discuss cutoff functions in the

		$T = 0$	$T = 0.5T_c$	
			s -wave	d -wave
$\gamma = 4$	m_a^{-1}	4.85×10^{-1}	4.03×10^{-1}	2.94×10^{-1}
	m_c^{-1}	3.01×10^{-2}	2.50×10^{-2}	1.83×10^{-2}
$\gamma = 6$	m_a^{-1}	4.93×10^{-1}	4.10×10^{-1}	2.99×10^{-1}
	m_c^{-1}	1.37×10^{-2}	1.14×10^{-2}	8.32×10^{-3}
$\gamma = 8$	m_a^{-1}	4.96×10^{-1}	4.12×10^{-1}	3.01×10^{-1}
	m_c^{-1}	7.74×10^{-3}	6.43×10^{-3}	4.70×10^{-3}

TABLE I: m_a^{-1} and m_c^{-1} at $T = 0$ and $0.5T_c$ in the s -wave and the $d_{x^2-y^2}$ -wave pairings for $\gamma = 4, 6, 8$. The values at $T = 0$ are same for the s -wave and the $d_{x^2-y^2}$ -wave pairings.

		$ F_{\text{tr}(1,1)} ^2$		$ F_{z(1,0)} ^2$
		s -wave	d -wave	d -wave
(a) $\gamma = 4$	c_1	0.861	0.974	0.873
	c_2	0.610	0.410	0.883
(b) $\gamma = 6$	c_1	0.831	0.963	0.924
	c_2	0.690	0.469	0.843
(c) $\gamma = 8$	c_1	0.807	0.949	0.936
	c_2	0.735	0.505	0.836

TABLE II: Fitting values of parameters c_1 and c_2 in Eq. (17) for each case of Fig. 6.

extended London theory. In the extended London theory,

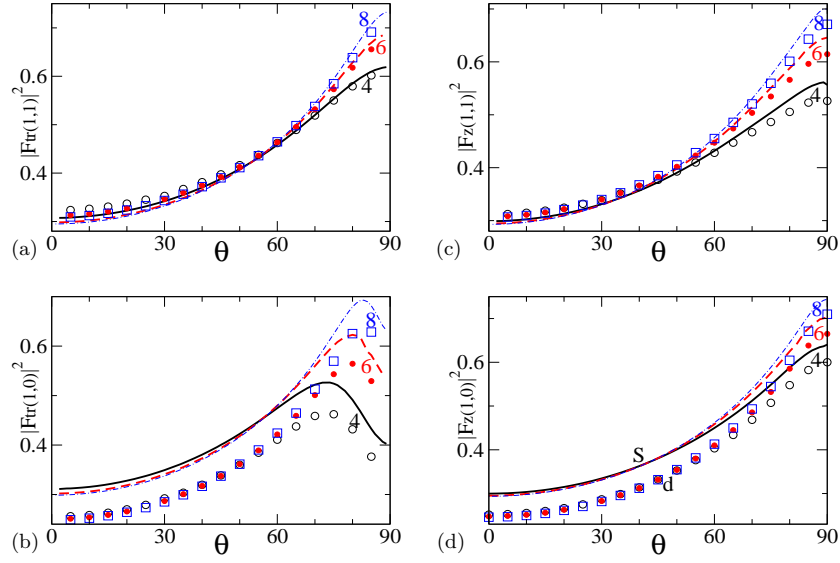


FIG. 5: (Color online) θ -dependence of the cutoff functions defined in Eq. (16) for $\gamma = 4$ (solid line), 6 (dashed line), and 8 (dashed-dotted line) in the s -wave pairing. We also show the $d_{x^2-y^2}$ -wave pairing case for $\gamma = 4$ (\circ), 6 (\bullet), and 8 (\square). (a) $|F_{\text{tr}(1,1)}|^2$. (b) $|F_{\text{tr}(1,0)}|^2$. (c) $|F_{z(1,1)}|^2$. (d) $|F_{z(1,0)}|^2$. $T = 0.5T_c$ and $\bar{B} = 0.1B_0$.

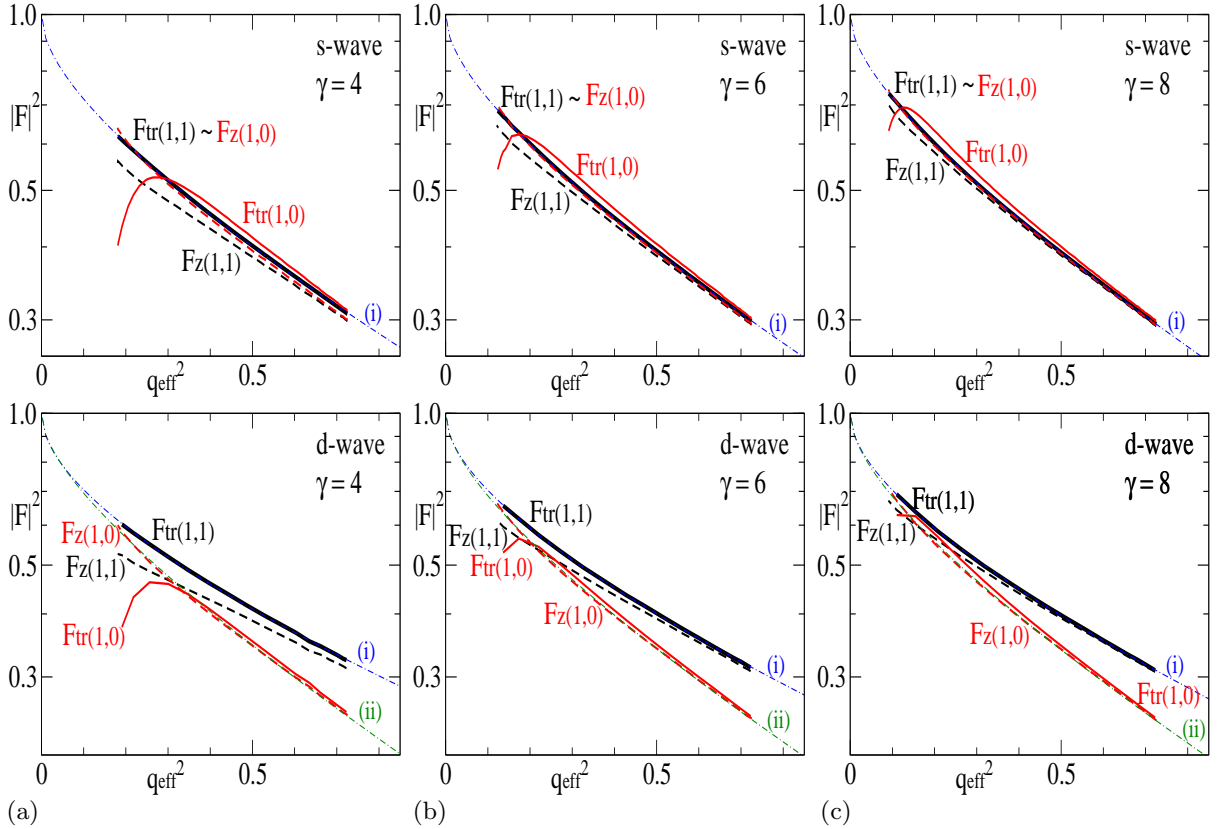


FIG. 6: (Color online) q_{eff}^2 -dependence of the cutoff functions defined in Eq. (16) for $\gamma = 4$ (a), 6 (b), 8 (c) in the s -wave pairing (upper panels) and the $d_{x^2-y^2}$ -wave pairing (lower panels). The vertical axis is a logarithmic scale. $T = 0.5T_c$ and $\bar{B} = 0.1B_0$. Bold solid lines are for $|F_{\text{tr}(1,1)}|^2$ and $|F_{\text{tr}(1,0)}|^2$. Bold dashed lines are for $|F_{z(1,1)}|^2$ and $|F_{z(1,0)}|^2$. In the s -wave pairing, $|F_{\text{tr}(1,1)}|^2 \sim |F_{z(1,0)}|^2$. The dashed-dotted lines (i) present fitting lines of Eq. (17) for $|F_{\text{tr}(1,1)}|^2$. In the $d_{x^2-y^2}$ -wave pairing, we also show fitting lines for $|F_{z(1,0)}|^2$ by dashed-dotted lines (ii). The fitting parameters are presented in Table II.

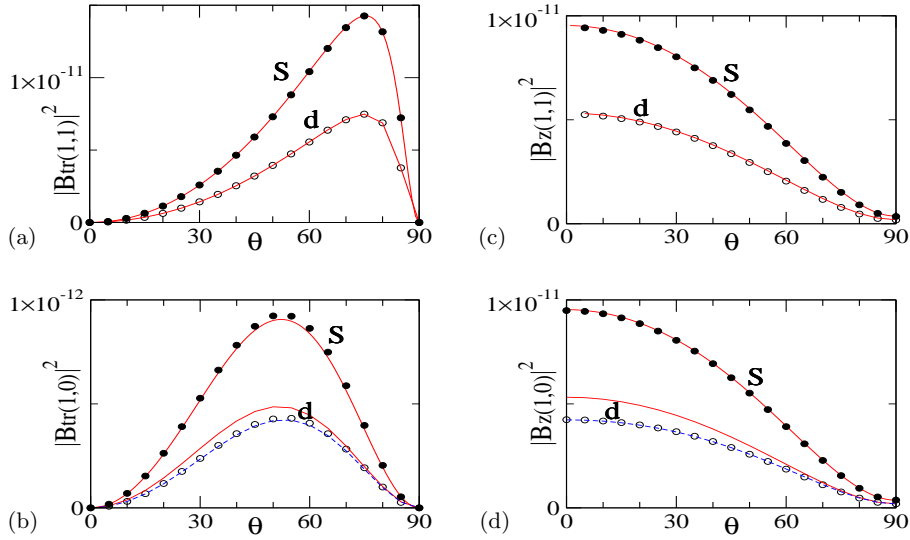


FIG. 7: (Color online) θ -dependence of the form factors by the Eilenberger theory (circles) and the extended London theory (lines) for $\gamma = 8$ in the s -wave and the $d_{x^2-y^2}$ -wave pairings. (a) $|B_{\text{tr}(1,1)}|^2$. (b) $|B_{\text{tr}(1,0)}|^2$. (c) $|B_{z(1,1)}|^2$. (d) $|B_{z(1,0)}|^2$. $T = 0.5T_c$ and $\bar{B} = 0.1B_0$. For solid lines, we use values of c_1 and c_2 for the fitting to $|F_{\text{tr}(1,1)}|^2$ in Table II. For the $d_{x^2-y^2}$ -wave pairing, we also show the cases of c_1 and c_2 for the fitting to $|F_{z(1,0)}|^2$ by dashed lines in (b) and (d).

the form factors are given by

$$\begin{aligned} |B_{\text{tr}(h,k)}|^2 &= |F_{\text{tr}(h,k)} B_{\text{tr}(h,k)}^{(L)}|^2, \\ |B_{z(h,k)}|^2 &= |F_{z(h,k)} B_{z(h,k)}^{(L)}|^2, \end{aligned} \quad (15)$$

with introducing cutoff functions $F_{\text{tr}(h,k)}$ and $F_{z(h,k)}$ in order to consider the vortex core contributions. $|B_{\text{tr}(h,k)}^{(L)}|^2$ and $|B_{z(h,k)}^{(L)}|^2$ are the form factors in Fig. 4 obtained by the London theory.

Since the form factors calculated by the Eilenberger theory are quantitatively reliable, we substitute them to $B_{z(h,k)}$ and $B_{\text{tr}(h,k)}$ in Eq. (15). Thus, we estimate the cutoff functions as

$$\begin{aligned} |F_{\text{tr}(h,k)}|^2 &= |B_{\text{tr}(h,k)}^{(E)}|^2 / |B_{\text{tr}(h,k)}^{(L)}|^2, \\ |F_{z(h,k)}|^2 &= |B_{z(h,k)}^{(E)}|^2 / |B_{z(h,k)}^{(L)}|^2, \end{aligned} \quad (16)$$

where $|B_{\text{tr}(h,k)}^{(E)}|^2$ and $|B_{z(h,k)}^{(E)}|^2$ are the form factors in Fig. 2 obtained by the Eilenberger theory.

Figure 5 presents the θ -dependence of the cutoff functions $|F_{\text{tr}(h,k)}|^2$ and $|F_{z(h,k)}|^2$ for the spots $(h,k) = (1,1)$ and $(1,0)$. These are increasing functions as a function of θ , except for $|F_{\text{tr}(1,0)}|^2$ near $\theta = 90^\circ$. The changes by an increase of γ appear at $\theta > 60^\circ$, where the cutoff functions become larger for larger γ . At the spot $(1,1)$, the s -wave and the $d_{x^2-y^2}$ -wave pairing cases have similar values for $|F_{\text{tr}(1,1)}|^2$ (a) and $|F_{z(1,1)}|^2$ (c). At the spot $(1,0)$, the $d_{x^2-y^2}$ -wave pairing cases have smaller values for $|F_{\text{tr}(1,0)}|^2$ (b) and $|F_{z(1,0)}|^2$ (d), compared to the s -wave pairing case.

We assume the cutoff functions in the form

$$|F_{\text{tr}(h,k)}|^2, |F_{z(h,k)}|^2 = \exp(-c_1 q_{\text{eff}} - c_2 q_{\text{eff}}^2). \quad (17)$$

For the fitting, we plot $|F_{\text{tr}(h,k)}|^2$ and $|F_{z(h,k)}|^2$ for $(h,k) = (1,1)$ and $(1,0)$ as a function of q_{eff}^2 in Fig. 6, where the vertical axis is a logarithmic scale. Usually the Gaussian form ($c_1 = 0$) is used as a conventional cutoff function [9–12]. If the Gaussian function is used, the fitting lines in Fig. 6 become straight lines. However, we include a term $-c_1 q_{\text{eff}}$ in the exponent to satisfy the condition $\lim_{q_{\text{eff}} \rightarrow 0} |F_{z(h,k)}|^2 = 1$, so that $\lim_{q_{\text{eff}} \rightarrow 0} B_{z(h,k)} = B_{z(0,0)} = \bar{B}$. As shown in Fig. 6, $|F_{\text{tr}(1,1)}|^2$ is well fitted by the function in Eq. (17). The fitting parameters c_1 and c_2 for each panel of Fig. 6 are listed in Table II. In the s -wave pairing, $|F_{z(1,0)}|^2 \sim |F_{\text{tr}(1,1)}|^2$. While $|F_{z(1,1)}|^2$ and $|F_{\text{tr}(1,0)}|^2$ are also near the fitting line, they show small deviations for smaller q_{eff}^2 . In the $d_{x^2-y^2}$ -wave pairing, we also show the fitting curve for $|F_{z(1,0)}|^2$, since the fitting functions for the $(1,1)$ spot and for the $(1,0)$ spot have different slopes in Fig. 6. This indicates that the anisotropy ratio of the vortex core shape is slightly deviated from Γ_θ in this range of T and \bar{B} , due to the node structure of the $d_{x^2-y^2}$ -wave pairing. That is, the dependence of the fitting function is changed from $q_{\text{eff}}^2 = q_x^2 + (q_y/\Gamma_\theta)^2$ to $q_x^2 + c_y (q_y/\Gamma_\theta)^2$. The factor $c_y (\neq 1)$ reflects the different cutoff of the vortex core size between the x - and the y -directions. Since $q_y = 0$ at the $(1,1)$ spot, only the spot $(1,0)$ includes the influence of c_y . Also the deviations of $|F_{\text{tr}(1,0)}|^2$ at smaller q_{eff}^2 indicate that $|F_{\text{tr}(1,0)}|^2$ depends on the variable such as $q_x^2 + c_y (q_y/\Gamma_\theta)^2$, and the factor c_y has the θ -dependence near $\theta = 90^\circ$ to cancel the rapid change of Γ_θ .

Finally, for the comparison to the results by the Eilenberger theory, in Fig. 7 we show the θ -dependence of

the form factors of Eqs. (15) and (17) by the extended London theory for $\gamma = 8$. There we use the fitting parameters in Table II. In the s -wave pairing, all of four form factors in Fig. 7 by the Eilenberger theory are well fitted by the extended London theory using the same fitting parameters c_1 and c_2 . In the $d_{x^2-y^2}$ -wave pairing, we also see the nice fitting by the extended London theory, while we have to change parameters c_1 and c_2 for the (1,0) spot (dashed lines) from those for the (1,1)-spot (solid lines). These fittings suggest the importance of vortex core contribution in the estimate of the cutoff function in the extended London theory.

VI. SUMMARY

In summary, we studied the magnetic field orientation dependence of the transverse and longitudinal FLL form factors, and clarified changes by anisotropy ratio of uniaxial superconductors. We also evaluated contributions of the pairing symmetry, considering s -wave and $d_{x^2-y^2}$ -wave pairings. The $d_{x^2-y^2}$ -wave pairing case has smaller form factors than those of the s -wave pairing case, reflecting the different T -dependence of the superfluid density. These evaluations were performed by two methods;

Eilenberger theory and London theory. The former is quantitatively reliable, and the latter is a simple formulation. Comparing results of two theories, we found that cutoff function is necessary to modify the London theory for quantitative analysis of spin-flip and non-spin-flip SANS experiments.

The cutoff function reflects the contribution of the vortex core in the internal magnetic field. As future studies, we have to estimate the cutoff functions at other \bar{B} and T ranges, and examine the \bar{B} - and T -dependences of the vortex core contributions. Also in the SANS experiments, if the experimental data of the form factors are substituted in Eq. (15), the behaviors of the cutoff functions are evaluated experimentally. From these future studies, we hope to clarify the vortex core contributions in the longitudinal and transverse internal field distributions, including the dependences on the pairing symmetry.

Acknowledgments

We thank M. R. Eskildsen for fruitful discussions and information about spin-flip SANS experiments.

-
- [1] H. Kawano-Furukawa, C. J. Howell, J. S. White, R. W. Heslop, A. S. Cameron, E. M. Forgan, K. Kihou, C. H. Lee, A. Iyo, H. Eisaki, T. Saito, H. Fukazawa, Y. Kohori, R. Cubitt, C. D. Dewhurst, J. L. Gavilano, and M. Zolliker, *Phys. Rev. B* **84**, 024507 (2011).
 - [2] L. DeBeer-Schmitt, M. R. Eskildsen, M. Ichioka, K. Machida, N. Jenkins, C. D. Dewhurst, A. B. Abrahamson, S. L. Bud'ko, and P. C. Canfield, *Phys. Rev. Lett.* **99**, 167001 (2007).
 - [3] A. D. Bianchi, M. Kenzelmann, L. DeBeer-Schmitt, J. S. White, E. M. Forgan, J. Mesot, M. Zolliker, J. Kohlbrecher, R. Movshovich, E. D. Bauer, J. L. Sarrao, Z. Fisk, C. Petrović, and M. R. Eskildsen, *Science* **319**, 177 (2008).
 - [4] J. S. White, P. Das, M. R. Eskildsen, L. DeBeer-Schmitt, E. M. Forgan, A. D. Bianchi, M. Kenzelmann, M. Zolliker, S. Gerber, J. L. Gavilano, J. Mesot, R. Movshovich, E. D. Bauer, J. L. Sarrao, and C. Petrovic, *New J. Phys.* **12**, 023026 (2010).
 - [5] M. Ichioka and K. Machida, *Phys. Rev. B* **76**, 064502 (2007); M. Ichioka, K. M. Suzuki, Y. Tsutsumi, and K. Machida, in *Superconductivity - Theory and Applications*, edited by A. M. Luiz (InTech, Croatia, 2011), Chap.10.
 - [6] K. M. Suzuki, K. Inoue, P. Miranović, M. Ichioka, and K. Machida, *J. Phys. Soc. Jpn.* **79**, 013702 (2010).
 - [7] S. L. Thiemann, Z. Radović, and V. G. Kogan, *Phys. Rev. B* **39**, 11406 (1989).
 - [8] P. G. Kealey, D. Charalambous, E. M. Forgan, S. L. Lee, S. T. Johnson, P. Schleger, R. Cubitt, D. McK. Paul, C. M. Aegerter, S. Tajima, and A. Rykov, *Phys. Rev. B* **64**, 174501 (2001).
 - [9] C. Rastovski, C. D. Dewhurst, W. J. Gannon, D. C. Peets, H. Takatsu, Y. Maeno, M. Ichioka, K. Machida, and M. R. Eskildsen, *Phys. Rev. Lett.* **111**, 087003 (2013).
 - [10] E. H. Brandt, *J. Low Temp. Phys.* **73**, 355 (1988).
 - [11] A. Yaouanc, P. Dalmas de Réotier, and E. H. Brandt, *Phys. Rev. B* **55**, 11107 (1997).
 - [12] J. E. Sonier, J. H. Brewer, and R. F. Kiefl, *Rev. Mod. Phys.* **72**, 769 (2000).
 - [13] U. Klein, *J. Low Temp. Phys.* **69**, 1 (1987).
 - [14] M. Ichioka, A. Hasegawa, and K. Machida, *Phys. Rev. B* **59**, 184 (1999); **59**, 8902 (1999).
 - [15] M. Ishihara, Y. Amano, M. Ichioka, and K. Machida, *Phys. Rev. B* **87**, 224509 (2013).
 - [16] M. Ichioka, M. Ishihara, Y. Amano, and K. Machida, *JPS Conf. Proc.* **3**, 015014 (2014).
 - [17] R. Laiho, E. Lähderanta, M. Safonchik, and K. B. Traito, *Phys. Rev. B* **71**, 024521 (2005).
 - [18] R. Laiho, M. Safonchik, and K. B. Traito, *Phys. Rev. B* **73**, 024507 (2006); **75**, 174524 (2007).
 - [19] M. Hiragi, K. M. Suzuki, M. Ichioka, and K. Machida, *J. Phys. Soc. Jpn.* **79**, 094709 (2010).
 - [20] P. Miranović, M. Ichioka, and K. Machida, *Phys. Rev. B* **70**, 104510 (2004).
 - [21] W. Pesch, *Z. Phys. B* **21**, 263 (1975).
 - [22] V. G. Kogan, A. Gurevich, J. H. Cho, D. C. Johnston, M. Xu, J. R. Thompson, and A. Martynovich, *Phys. Rev. B* **54**, 12386 (1996).