

# Search for Gamma-Ray Emission from DES Dwarf Spheroidal Galaxy Candidates with Fermi-LAT Data

A. Drlica-Wagner,<sup>1,2,\*</sup> A. Albert,<sup>3,†</sup> K. Bechtol,<sup>1,4,‡</sup> M. Wood,<sup>3,§</sup> L. Strigari,<sup>5,¶</sup> M. Sánchez-Conde,<sup>6,7</sup> L. Baldini,<sup>8</sup> R. Essig,<sup>9</sup> J. Cohen-Tanugi,<sup>10</sup> B. Anderson,<sup>11</sup> R. Bellazzini,<sup>12</sup> E. D. Bloom,<sup>3</sup> R. Caputo,<sup>13</sup> C. Cecchi,<sup>14,15</sup> E. Charles,<sup>3</sup> J. Chiang,<sup>3</sup> A. de Angelis,<sup>16</sup> S. Funk,<sup>3</sup> P. Fusco,<sup>17,18</sup> F. Gargano,<sup>18</sup> N. Giglietto,<sup>17,18</sup> F. Giordano,<sup>17,18</sup> S. Guiriec,<sup>19,20</sup> M. Gustafsson,<sup>21</sup> M. Kuss,<sup>12</sup> F. Loparco,<sup>17,18</sup> P. Lubrano,<sup>14,15</sup> N. Mirabal,<sup>19,20</sup> T. Mizuno,<sup>22</sup> A. Morselli,<sup>23</sup> T. Ohsugi,<sup>22</sup> E. Orlando,<sup>3</sup> M. Persic,<sup>24,25</sup> S. Rainò,<sup>17,18</sup> N. Sehgal,<sup>26</sup> F. Spada,<sup>12</sup> D. J. Suson,<sup>27</sup> G. Zaharijas,<sup>28,29</sup> and S. Zimmer<sup>7,6</sup>

(The Fermi-LAT Collaboration)

T. Abbott,<sup>30</sup> S. Allam,<sup>2,31</sup> E. Balbinot,<sup>32,33</sup> A. H. Bauer,<sup>34</sup> A. Benoit-Lévy,<sup>35</sup> R. A. Bernstein,<sup>36</sup> G. M. Bernstein,<sup>37</sup> E. Bertin,<sup>38</sup> D. Brooks,<sup>35</sup> E. Buckley-Geer,<sup>2</sup> D. L. Burke,<sup>39</sup> A. Carnero Rosell,<sup>40,33</sup> F. J. Castander,<sup>34</sup> R. Covarrubias,<sup>41</sup> C. B. D'Andrea,<sup>42</sup> L. N. da Costa,<sup>33,40</sup> D. L. DePoy,<sup>5</sup> S. Desai,<sup>43,44</sup> H. T. Diehl,<sup>2</sup> C. E. Cunha,<sup>45</sup> T. F. Eifler,<sup>37,46</sup> J. Estrada,<sup>2</sup> A. E. Evrard,<sup>47</sup> A. Fausti Neto,<sup>33</sup> E. Fernandez,<sup>48</sup> D. A. Finley,<sup>2</sup> B. Flaugher,<sup>2</sup> J. Frieman,<sup>2,4</sup> E. Gaztanaga,<sup>34</sup> D. Gerdes,<sup>47</sup> D. Gruen,<sup>49,50</sup> R. A. Gruendl,<sup>51,41</sup> G. Gutierrez,<sup>2</sup> K. Honscheid,<sup>52,53</sup> B. Jain,<sup>37</sup> D. James,<sup>30</sup> T. Jeltema,<sup>13</sup> S. Kent,<sup>2</sup> R. Kron,<sup>4</sup> K. Kuehn,<sup>54</sup> N. Kuropatkin,<sup>2</sup> O. Lahav,<sup>35</sup> T. S. Li,<sup>5</sup> E. Luque,<sup>55,33</sup> M. A. G. Maia,<sup>33,40</sup> M. Makler,<sup>56</sup> M. March,<sup>37</sup> J. Marshall,<sup>5</sup> P. Martini,<sup>53,57</sup> K. W. Merritt,<sup>2</sup> C. Miller,<sup>47</sup> R. Miquel,<sup>48,58</sup> J. Mohr,<sup>43,44,49</sup> E. Neilsen,<sup>2</sup> B. Nord,<sup>2</sup> R. Ogando,<sup>40,33</sup> J. Peoples,<sup>2</sup> D. Petravick,<sup>41</sup> A. Pieres,<sup>55,33</sup> A. A. Plazas,<sup>59,46</sup> A. Queiroz,<sup>55,33</sup> A. K. Romer,<sup>60</sup> A. Roodman,<sup>45,39</sup> E. S. Rykoff,<sup>39</sup> M. Sako,<sup>37</sup> E. Sanchez,<sup>61</sup> B. Santiago,<sup>55,33</sup> V. Scarpine,<sup>2</sup> M. Schubnell,<sup>47</sup> I. Sevilla,<sup>61,51</sup> R. C. Smith,<sup>30</sup> M. Soares-Santos,<sup>2</sup> F. Sobreira,<sup>2,33</sup> E. Suchyta,<sup>53,52</sup> M. E. C. Swanson,<sup>41</sup> G. Tarle,<sup>47</sup> J. Thaler,<sup>62</sup> D. Thomas,<sup>42</sup> D. Tucker,<sup>2</sup> A. Walker,<sup>30</sup> R. H. Wechsler,<sup>63,45,39</sup> W. Wester,<sup>2</sup> P. Williams,<sup>4</sup> B. Yanny,<sup>2</sup> and J. Zuntz<sup>64</sup>

(The DES Collaboration)

<sup>1</sup>Member of Fermi-LAT and DES collaborations.

<sup>2</sup>Fermi National Accelerator Laboratory, P. O. Box 500, Batavia, IL 60510, USA

<sup>3</sup>W. W. Hansen Experimental Physics Laboratory,

Kavli Institute for Particle Astrophysics and Cosmology,

Department of Physics and SLAC National Accelerator Laboratory, Stanford University, Stanford, CA 94305, USA

<sup>4</sup>Kavli Institute for Cosmological Physics, University of Chicago, Chicago, IL 60637, USA

<sup>5</sup>George P. and Cynthia Woods Mitchell Institute for Fundamental Physics and Astronomy, and Department of Physics and Astronomy, Texas A&M University, College Station, TX 77843, USA

<sup>6</sup>The Oskar Klein Centre for Cosmoparticle Physics, AlbaNova, SE-106 91 Stockholm, Sweden

<sup>7</sup>Department of Physics, Stockholm University, AlbaNova, SE-106 91 Stockholm, Sweden

<sup>8</sup>Università di Pisa and Istituto Nazionale di Fisica Nucleare, Sezione di Pisa I-56127 Pisa, Italy

<sup>9</sup>C.N. Yang Institute for Theoretical Physics, State University of New York, Stony Brook, NY 11794-3840, U.S.A., USA

<sup>10</sup>Laboratoire Univers et Particules de Montpellier,

Université Montpellier 2, CNRS/IN2P3, Montpellier, France

<sup>11</sup>Royal Swedish Academy of Sciences Research Fellow,

funded by a grant from the K. A. Wallenberg Foundation

<sup>12</sup>Istituto Nazionale di Fisica Nucleare, Sezione di Pisa, I-56127 Pisa, Italy

<sup>13</sup>Santa Cruz Institute for Particle Physics, Department of Physics and Department of Astronomy and Astrophysics, University of California at Santa Cruz, Santa Cruz, CA 95064, USA

<sup>14</sup>Istituto Nazionale di Fisica Nucleare, Sezione di Perugia, I-06123 Perugia, Italy

<sup>15</sup>Dipartimento di Fisica, Università degli Studi di Perugia, I-06123 Perugia, Italy

<sup>16</sup>Dipartimento di Fisica, Università di Udine and Istituto Nazionale di Fisica Nucleare, Sezione di Trieste, Gruppo Collegato di Udine, I-33100 Udine

<sup>17</sup>Dipartimento di Fisica "M. Merlin" dell'Università e del Politecnico di Bari, I-70126 Bari, Italy

<sup>18</sup>Istituto Nazionale di Fisica Nucleare, Sezione di Bari, 70126 Bari, Italy

<sup>19</sup>NASA Goddard Space Flight Center, Greenbelt, MD 20771, USA

<sup>20</sup>NASA Postdoctoral Program Fellow, USA

<sup>21</sup>Georg-August University Göttingen, Institute for theoretical Physics - Faculty of Physics, Friedrich-Hund-Platz 1, D-37077 Göttingen, Germany

<sup>22</sup>Hiroshima Astrophysical Science Center, Hiroshima University, Higashi-Hiroshima, Hiroshima 739-8526, Japan

<sup>23</sup>Istituto Nazionale di Fisica Nucleare, Sezione di Roma "Tor Vergata", I-00133 Roma, Italy

<sup>24</sup>Istituto Nazionale di Fisica Nucleare, Sezione di Trieste, I-34127 Trieste, Italy

<sup>25</sup>Osservatorio Astronomico di Trieste, Istituto Nazionale di Astrofisica, I-34143 Trieste, Italy

<sup>26</sup>Physics and Astronomy Department, Stony Brook University, Stony Brook, NY 11794, USA

- <sup>27</sup>Department of Chemistry and Physics, Purdue University Calumet, Hammond, IN 46323-2094, USA
- <sup>28</sup>Istituto Nazionale di Fisica Nucleare, Sezione di Trieste,  
and Università di Trieste, I-34127 Trieste, Italy
- <sup>29</sup>Laboratory for Astroparticle Physics, University of Nova Gorica, Vipavska 13, SI-5000 Nova Gorica, Slovenia
- <sup>30</sup>Cerro Tololo Inter-American Observatory, National Optical Astronomy Observatory, Casilla 603, La Serena, Chile
- <sup>31</sup>Space Telescope Science Institute, 3700 San Martin Drive, Baltimore, MD 21218, USA
- <sup>32</sup>Department of Physics, University of Surrey, Guildford GU2 7XH, UK
- <sup>33</sup>Laboratório Interinstitucional de e-Astronomia - LIneA,  
Rua Gal. José Cristino 77, Rio de Janeiro, RJ - 20921-400, Brazil
- <sup>34</sup>Institut de Ciències de l'Espai, IEEC-CSIC, Campus UAB,  
Facultat de Ciències, Torre C5 par-2, 08193 Bellaterra, Barcelona, Spain
- <sup>35</sup>Department of Physics & Astronomy, University College London, Gower Street, London, WC1E 6BT, UK
- <sup>36</sup>Carnegie Observatories, 813 Santa Barbara St., Pasadena, CA 91101, USA
- <sup>37</sup>Department of Physics and Astronomy, University of Pennsylvania, Philadelphia, PA 19104, USA
- <sup>38</sup>Institut d'Astrophysique de Paris, Univ. Pierre et Marie Curie & CNRS UMR7095, F-75014 Paris, France
- <sup>39</sup>SLAC National Accelerator Laboratory, Menlo Park, CA 94025, USA
- <sup>40</sup>Observatório Nacional, Rua Gal. José Cristino 77, Rio de Janeiro, RJ - 20921-400, Brazil
- <sup>41</sup>National Center for Supercomputing Applications, 1205 West Clark St., Urbana, IL 61801, USA
- <sup>42</sup>Institute of Cosmology & Gravitation, University of Portsmouth, Portsmouth, PO1 3FX, UK
- <sup>43</sup>Department of Physics, Ludwig-Maximilians-Universität, Scheinerstr. 1, 81679 Munich, Germany
- <sup>44</sup>Excellence Cluster Universe, Boltzmannstr. 2, 85748 Garching, Germany
- <sup>45</sup>Kavli Institute for Particle Astrophysics & Cosmology,  
P. O. Box 2450, Stanford University, Stanford, CA 94305, USA
- <sup>46</sup>Jet Propulsion Laboratory, California Institute of Technology,  
4800 Oak Grove Dr., Pasadena, CA 91109, USA
- <sup>47</sup>Department of Physics, University of Michigan, Ann Arbor, MI 48109, USA
- <sup>48</sup>Institut de Física d'Altes Energies, Universitat Autònoma de Barcelona, E-08193 Bellaterra, Barcelona, Spain
- <sup>49</sup>Max Planck Institute for Extraterrestrial Physics, Giessenbachstrasse, 85748 Garching, Germany
- <sup>50</sup>University Observatory Munich, Scheinerstrasse 1, 81679 Munich, Germany
- <sup>51</sup>Department of Astronomy, University of Illinois, 1002 W. Green Street, Urbana, IL 61801, USA
- <sup>52</sup>Department of Physics, The Ohio State University, Columbus, OH 43210, USA
- <sup>53</sup>Center for Cosmology and Astro-Particle Physics,  
The Ohio State University, Columbus, OH 43210, USA
- <sup>54</sup>Australian Astronomical Observatory, North Ryde, NSW 2113,  
Australia and Argonne National Laboratory, 9700 S. Cass Avenue, Lemont IL 60639 USA
- <sup>55</sup>Instituto de Física, UFRGS, Caixa Postal 15051, Porto Alegre, RS - 91501-970, Brazil
- <sup>56</sup>ICRA, Centro Brasileiro de Pesquisas Físicas, Rua Dr. Xavier Sigaud 150, CEP 22290-180, Rio de Janeiro, RJ, Brazil
- <sup>57</sup>Department of Astronomy, The Ohio State University, Columbus, OH 43210, USA
- <sup>58</sup>Institució Catalana de Recerca i Estudis Avançats, E-08010 Barcelona (Spain)
- <sup>59</sup>Brookhaven National Laboratory, Bldg 510, Upton, NY 11973, USA
- <sup>60</sup>Astronomy Centre, University of Sussex, Falmer, Brighton, BN1 9QH, UK
- <sup>61</sup>Centro de Investigaciones Energéticas, Medioambientales y Tecnológicas (CIEMAT), Madrid, Spain
- <sup>62</sup>Department of Physics, University of Illinois, 1110 W. Green St., Urbana, IL 61801, USA
- <sup>63</sup>Department of Physics, Stanford University, 382 Via Pueblo Mall, Stanford, CA 94305, USA
- <sup>64</sup>Jodrell Bank Center for Astrophysics, School of Physics and Astronomy,  
University of Manchester, Oxford Road, Manchester, M13 9PL, UK

Due to their proximity, high dark-matter content, and apparent absence of non-thermal processes, Milky Way dwarf spheroidal satellite galaxies (dSphs) are excellent targets for the indirect detection of dark matter. Recently, eight new dSph candidates were discovered using the first year of data from the Dark Energy Survey (DES). We searched for gamma-ray emission coincident with the positions of these new objects in six years of *Fermi* Large Area Telescope data. We found no significant excesses of gamma-ray emission. Under the assumption that the DES candidates are dSphs with dark matter halo properties similar to the known dSphs, we computed individual and combined limits on the velocity-averaged dark matter annihilation cross section for these new targets. If the estimated dark-matter content of these dSph candidates is confirmed, they will constrain the annihilation cross section to lie below the thermal relic cross section for dark matter particles with masses  $\lesssim 20$  GeV annihilating via the  $b\bar{b}$  or  $\tau^+\tau^-$  channels.

Keywords: dark matter, Galaxy: halo, galaxies: dwarf, gamma rays: galaxies

## INTRODUCTION

In the standard model of cosmology, dark matter (DM) is the dominant component of matter in the universe.

Weakly interacting massive particles (WIMPs) are an attractive candidate to constitute some or all of DM [e.g.,

1, 2]. If WIMPs are in thermal equilibrium in the early universe and have a velocity-averaged annihilation cross section of  $\langle\sigma v\rangle \sim 2.2 \times 10^{-26} \text{ cm}^3 \text{ s}^{-1}$ , their relic abundance can account for the observed DM abundance measured today [e.g., 3]. WIMPs may continue to annihilate in regions of high DM density to produce energetic Standard Model particles that can be detected as indirect signatures of DM. These indirect searches complement terrestrial searches for DM in accelerator and direct detection experiments [e.g., 4].

Gamma rays are one product of WIMP annihilations [5, 6]; they may be produced directly or in a shower of secondary particles. Depending on the WIMP mass, these gamma rays could be detectable with the *Fermi* Large Area Telescope (LAT) [7].

The integrated gamma-ray flux in a specific energy range ( $E_{\min} < E < E_{\max}$ ) and region of interest (ROI) on the sky from DM annihilation is given by

$$\phi_s(\Delta\Omega) = \underbrace{\frac{1}{4\pi} \frac{\langle\sigma v\rangle}{2m_{\text{DM}}^2} \int_{E_{\min}}^{E_{\max}} \frac{dN_\gamma}{dE_\gamma} dE_\gamma}_{\text{particle physics}} \times \underbrace{\int_{\Delta\Omega} \int_{\text{l.o.s.}} \rho_{\text{DM}}^2(\mathbf{r}) ds d\Omega}_{\text{J-factor}}, \quad (1)$$

where the first term encompasses the particle properties of the DM, while the second term (the so-called ‘‘J-factor’’) incorporates information about the distribution of DM along the line of sight. Specifically,  $m_{\text{DM}}$  is the DM particle mass,  $dN_\gamma/dE_\gamma$  is the differential gamma-ray yield per annihilation summed over all final states,  $\Delta\Omega$  is the solid angle of the ROI, and  $\rho_{\text{DM}}(\mathbf{r})$  is the DM density.

Current N-body cosmological simulations of Milky Way-sized regions predict the existence of thousands of Galactic DM overdensities called subhalos [8, 9]. Luminous Milky Way dwarf spheroidal satellite galaxies (dSphs) are believed to reside in a subset of the most massive subhalos. The Milky Way dSphs are especially promising targets for indirect DM searches due to their large dark matter content, low diffuse Galactic  $\gamma$ -ray foregrounds, and lack of conventional astrophysical  $\gamma$ -ray production mechanisms [10]. Several searches for gamma-ray emission from known dSphs have been performed using LAT data, none of which has resulted in a positive detection [e.g., 11–17].

The census of known Milky Way satellites is certainly incomplete. Prior to the Sloan Digital Sky Survey (SDSS) [18], there were ten dSphs known to orbit the Milky Way (called classical dwarfs). The deep and systematic coverage of the northern celestial hemisphere by SDSS has more than doubled the number of known Milky Way satellites [10]. Additionally, SDSS data led to the discovery of a new population of ‘‘ultra-faint’’ satellite

galaxies, which were found to be the most DM dominated objects known [19–21]. The Dark Energy Survey (DES) [22] is a southern-hemisphere optical survey expected to find new dSphs [23, 24], which would increase the sensitivity of searches for particle DM [25].

Photometric survey data can be used to identify stellar overdensities associated with satellite dwarf galaxies or globular clusters. Satellite galaxies require DM to explain their observed kinematics, while the mass of globular clusters can be accounted for by their visible matter alone. Globular clusters can be distinguished from dwarf galaxies based on spectroscopic measurements [26]. The range of stellar metallicities in globular clusters is narrower than that observed in dSph galaxies. Though globular clusters and satellite galaxies may possess similar stellar velocity dispersions, the larger spatial extent of dwarf galaxies implies that they are DM-dominated.

The first internal annual release of DES data (Y1A1) covers  $\sim 1,800 \text{ deg}^2$  in the southern hemisphere ( $\sim 1,600 \text{ deg}^2$  not overlapping with SDSS).<sup>1</sup> Recent studies of the Y1A1 data set have revealed eight new dSph candidates [27, 28].<sup>2</sup> Since the LAT continuously surveys the entire sky, LAT data collected over the duration of the mission can be used to search for gamma-ray emission from the DES dSph candidates.

## DISCOVERY OF NEW DSPH CANDIDATES WITH DES

Current and near-future deep wide-field optical imaging surveys have the potential to discover many new ultra-faint Milky Way satellites [23–25]. The ensemble of PanSTARRS [29], the SkyMapper Southern Sky Survey [30], DES [22], and the Large Synoptic Survey Telescope [31] will explore large areas of the sky to unprecedented depths. Here, we focus on a set of dSph candidates recently found in first-year DES data.

Details regarding the first-year DES data set and techniques to search for ultra-faint dSphs are provided in Bechtol *et al.* [27] and Koposov *et al.* [28]. Briefly, a dSph candidate is identified as a statistically significant arcminute-scale overdensity of resolved stars consistent with an old ( $> 10 \text{ Gyr}$ ) and metal-poor ( $Z \sim 0.0002$ ) stellar population. A variety of search techniques have been applied to the first-year DES data, including visual inspection of DES images, thresholding stellar density maps, scanning with optimized spatial filters, and automated matched-filter maximum-likelihood algorithms. The physical characteristics of dSph candidates (e.g.,

<sup>1</sup> <http://data.darkenergysurvey.org/aux/releasenotes/DESDMrelease.html>

<sup>2</sup> Koposov *et al.* [28] find a ninth candidate inside the DES year-one imaging footprint but outside the Y1A1 coadd catalog.

centroid position, distance, and spatial extension) can be inferred by fitting the spatial and color-magnitude distributions of the stars. Table I provides a summary of the eight dSph candidates reported by Bechtol *et al.* [27].

TABLE I. DES dSph Candidates and Estimated J-factors

Name	$(\ell, b)^a$ deg	Distance <sup>b</sup> kpc	$\log_{10}(\text{Est.}J)^c$ $\log_{10}(\frac{\text{GeV}^2}{\text{cm}^2})$
DES J0222.7–5217	(275.0, –59.6)	95	18.3
DES J0255.4–5406	(271.4, –54.7)	87	18.4
DES J0335.6–5403	(266.3, –49.7)	32	19.3
DES J0344.3–4331	(249.8, –51.6)	330	17.3
DES J0443.8–5017	(257.3, –40.6)	126	18.1
DES J2108.8–5109	(347.2, –42.1)	69	18.6
DES J2251.2–5836	(328.0, –52.4)	58	18.8
DES J2339.9–5424	(323.7, –59.7)	95	18.3

<sup>a</sup> Galactic longitude and latitude.

<sup>b</sup> We note that typical uncertainties on the distances of dSphs are 10–15%.

<sup>c</sup> J-factors are calculated over a solid angle of  $\Delta\Omega \sim 2.4 \times 10^{-4}$  sr (angular radius  $0^\circ.5$ ). See text for more details.

## LAT ANALYSIS

To search for gamma-ray emission from these new dSph candidates, we used six years of LAT data (2008 August 4 to 2014 August 5) passing the P8R2\_SOURCE event class selections from 500 MeV to 500 GeV. The low-energy bound of 500 MeV is selected to mitigate the impact of leakage from the bright limb of the Earth because the point spread function broadens considerably below that energy. The high-energy bound of 500 GeV is chosen to mitigate the effect of the increasing residual charged-particle background at higher energies [32]. Compared to the previous iteration of the LAT event-level analysis, Pass 8 provides significant improvements in all areas of LAT analysis; specifically the differential point-source sensitivity improves by 30%–50% in P8R2\_SOURCE\_V6 relative to P7REP\_SOURCE\_V15 [33]. To remove gamma rays produced by cosmic-ray interactions in the Earth’s limb, we rejected events with zenith angles greater than  $100^\circ$ . Additionally, events from time intervals around bright gamma-ray bursts and solar flares were removed using the same method as in the 4-year catalog analysis (3FGL) [34]. To analyze the dSph candidates in Table I, we used  $10^\circ \times 10^\circ$  ROIs centered on each object. Data reduction was performed using *ScienceTools* version 10-01-00.<sup>3</sup> Figure 1 shows smoothed counts maps around each

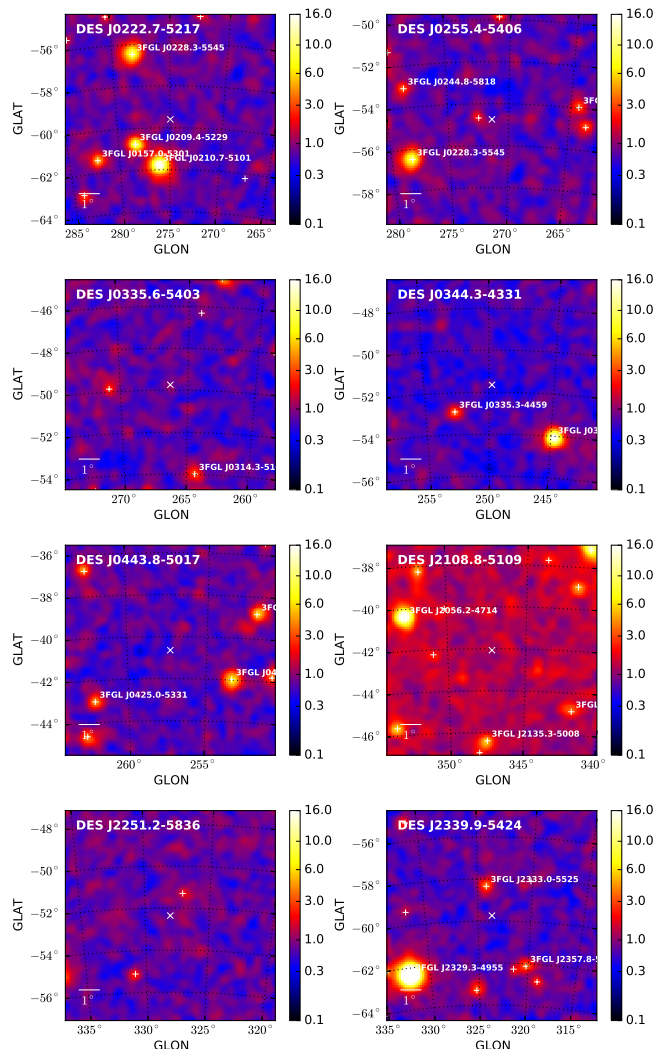


FIG. 1. LAT counts maps in  $10^\circ \times 10^\circ$  ROI centered at each DES dSph candidate (white “x” symbols), for  $E > 1$  GeV, smoothed with a  $0^\circ.25$  Gaussian kernel. All 3FGL sources in the ROI are indicated with white “+” symbols, and those with TS > 100 are explicitly labeled.

candidate for energies  $> 1$  GeV. The candidate dSphs reside in regions of the sky where the diffuse background is relatively smooth. With the exception of DES J0255.4–5406, all the objects are located more than  $1^\circ$  from 3FGL background sources (DES J0255.4–5406 is located  $0^\circ.63$  from 3FGL J0253.1–5438).

We applied the search procedure presented in Ackermann *et al.* [17] to the new DES dSph candidates. Specifically, we performed a binned maximum-likelihood analysis in 24 logarithmically spaced energy bins and  $0^\circ.1$  spatial pixels. Data are additionally partitioned in one of four PSF event types, which are combined in a joint-likelihood function when performing the fit to each ROI [17].

We used a diffuse emission model based on the model

<sup>3</sup> <http://fermi.gsfc.nasa.gov/ssc/data/analysis/software/>

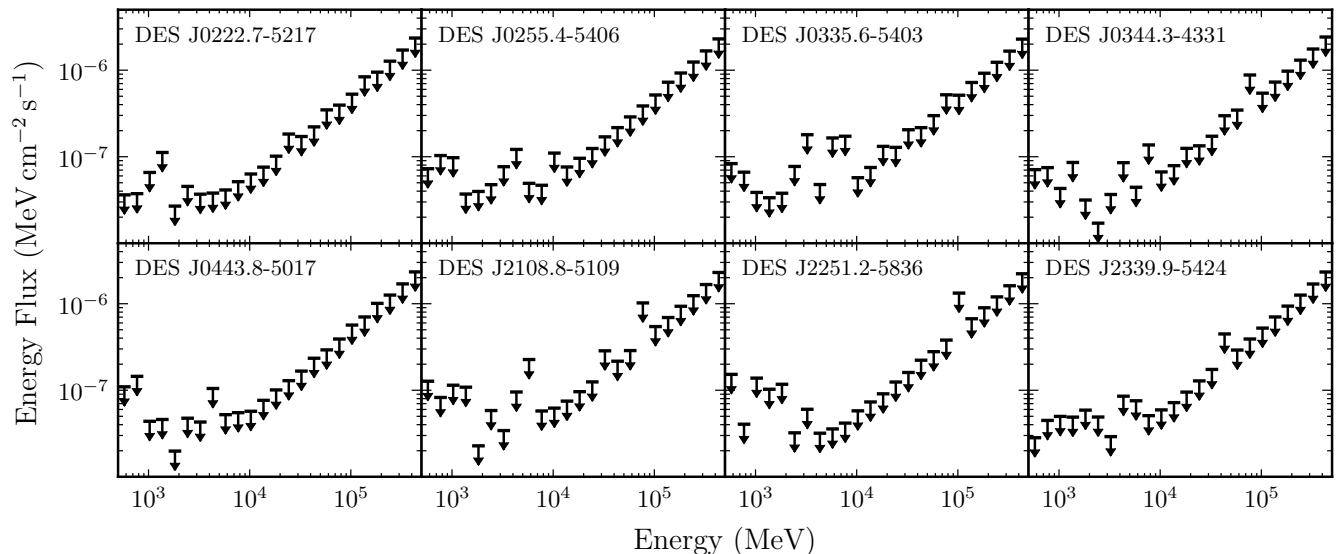


FIG. 2. Bin-by-bin integrated energy-flux upper limits at 95% confidence level for the eight DES dSph candidates modeled as point-like sources.

for Galactic diffuse emission derived from an all-sky fit to the **Pass 7 Reprocessed** data,<sup>4</sup> but with a small (< 10%) energy-dependent correction to account for differences in the **Pass 8** instrument response.<sup>5</sup> Additionally, we model extragalactic gamma-ray emission and residual charged particle contamination with an isotropic model fit to the **Pass 8** data. These models will be included in the forthcoming public **Pass 8** data release. Point-like sources from the recent 3FGL catalog [34] within  $15^\circ$  of the ROI center were also included in the ROI model. The spectral parameters of these sources were fixed at their 3FGL catalog values. The flux normalizations of the Galactic diffuse and isotropic components and 3FGL catalog sources within the  $10^\circ \times 10^\circ$  ROI were fit simultaneously in a binned likelihood analysis over the broadband energy range from 500 MeV to 500 GeV. The fluxes and normalizations of the background sources are insensitive to the inclusion of a putative power-law source at the locations of the DES dSph candidates, as expected when there is no bright point source at the center of the ROI.

In contrast to Ackermann *et al.* [17], we modeled the dSph candidates as point-like sources rather than spa-

tially extended Navarro, Frenk and White (NFW) DM density profiles [35]. This choice was motivated by the current uncertainty in the spatial extension of the DM halos of these new objects. Previous studies have shown that the LAT flux limits are fairly insensitive to modeling dSph targets as point-like versus spatially extended sources [15]. Following the procedure of Ackermann *et al.* [17], we fit for excess gamma-ray emission associated with each target in each energy bin separately to derive flux constraints that are independent of the choice of spectral model. Within each bin, we model the putative dSph source with a power-law spectral model ( $dN/dE \propto E^{-\Gamma}$ ) with spectral index of  $\Gamma = 2$ . We show the bin-by-bin integrated energy-flux 95% confidence level upper limits for each dSph candidate in Figure 2. The Poisson likelihoods from each bin were combined to form global spectral likelihoods for different DM annihilation channels and masses.

We tested for excess gamma-ray emission consistent with two representative dark matter annihilation channels (i.e.,  $b\bar{b}$  and  $\tau^+\tau^-$ ) and a range of particle masses from 2 GeV to 10 TeV (when kinematically allowed). No significant excess gamma-ray emission was observed from any of the DES dSph candidates for any of the DM masses or channels tested. The data were found to be well described by the background model with no significant residuals observed. We calculated the test statistic (TS) for signal detection by comparing the likelihood values both with and without the added dSph candidate template (see Equation 6 in Ackermann *et al.* [17]).

The most significant excess,  $TS = 6.8$ , was for DES J0335.6–5403 and a DM particle with  $m_{DM} =$

<sup>4</sup> <http://fermi.gsfc.nasa.gov/ssc/data/access/lat/BackgroundModels.html>

<sup>5</sup> Standard LAT analyses treat the diffuse emission model as being defined in terms of true energy, but the model was necessarily derived from the measured energies of events. This implies a weak dependence of the model on the instrument response functions. The correction applied to the diffuse emission model accounts for the different energy dependence of the effective area and energy resolution between **Pass 7 Reprocessed** and **Pass 8**.



25 GeV annihilating into  $\tau^+\tau^-$ .<sup>6</sup> To convert from TS to a local p-value, we use the TS distribution measured by performing our search for gamma-ray emission in 4000 random blank sky fields [15, 17].<sup>7</sup> We find that  $\text{TS} = 6.8$  corresponds to a local significance of  $2.4\sigma$  ( $p = 0.01$ ). After applying a trials factor to account for our scan in mass and annihilation channel, we calculate a significance of  $1.65\sigma$  ( $p = 0.05$ ) for this target. The global significance when accounting for fitting eight target locations is  $0.43\sigma$  ( $p = 0.33$ ).

Following the procedure described in the supplemental material of Ackermann *et al.* [17], we investigated the systematic uncertainties related to uncertainties in the diffuse emission model by refitting with eight alternative diffuse models [36]. We found that using the alternative diffuse models varied the calculated limits and TS values by  $\lesssim 20\%$ .

### ESTIMATING J-FACTORS FOR THE DES DSPH CANDIDATES

The DM content of the DES dSph candidates cannot be determined without spectroscopic observations of their member stars. However, it is possible to predict the upper limits on the DM annihilation cross section that would be obtained given such observations by making the assumption that these candidates possess DM distributions similar to the known dSphs. Our estimates for the astrophysical J-factors of these candidates are motivated by two established relationships. First, the known dSphs have a common mass scale in their interiors, roughly  $10^7 M_\odot$  within their central 300 pc [37]. This radius is representative of the half light radius for classical dSphs, but is outside the visible stellar distribution of several ultra-faint satellites. More generally, the half-light radius of a dSph and the mass within the half-light radius have been found to obey a simple scaling relation, assuming that the velocity dispersions are nearly constant in radius and the anisotropy of the stars is not strongly radially dependent [38, 39].

In the analysis that follows, we used the ten ultra-faint SDSS satellites with spectroscopically determined J-factors as a representative set of known dSphs. Specifically, we take the J-factors calculated assuming an NFW

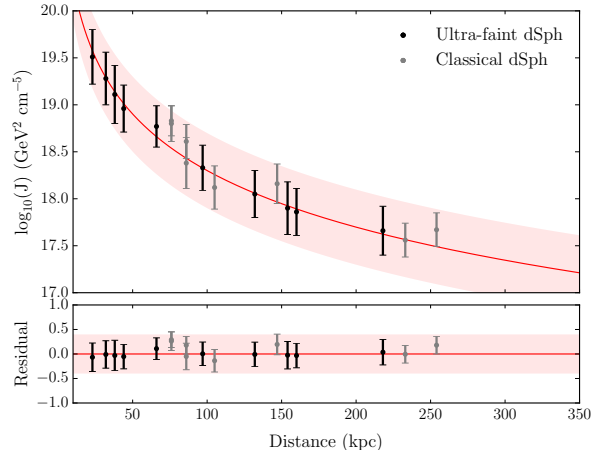


FIG. 3. J-factor distance scaling. Black points are from Table 1 in Ackermann *et al.* [15]. The red curve is our best-fit with an assumed inverse square distance relation (see text). The red band shows the  $\pm 0.4$  dex uncertainty that we adopt.

profile integrated over a radius of  $0.5^\circ$  for Boötes I, Canes Venatici I, Canes Venatici II, Coma Berenices, Hercules, Leo IV, Segue 1, Ursa Major I, Ursa Major II, and Willman 1 (see Table 1 in Ackermann *et al.* 15). Figure 3 shows the relation between the heliocentric distances and J-factors of ultra-faint and classical dSphs. As expected from their similar interior DM masses, the J-factors of the known dSphs scale approximately as the inverse square of the distance. The best-fit normalization is  $\log_{10}(J) = 18.3 \pm 0.1$  at  $d = 100$  kpc. We obtain a similar best-fit value,  $\log_{10}(J) = 18.1 \pm 0.1$  at  $d = 100$  kpc, using the J-factors derived by Geringer-Sameth *et al.* [40], who assumed a generalized NFW profile and omitted Willman 1.<sup>8</sup> We note that the limited scatter in Figure 3 is primarily due to the known dSphs residing in similar DM halos [15]. Under the assumption that the new DES dSph candidates belong to the same population, we estimated their J-factors based on the distances derived from the DES photometry. Table I gives the estimated J-factors integrated over a solid-angle of  $\Delta\Omega \sim 2.4 \times 10^{-4}$  sr using our simple, empirical relation.

Several caveats should be noted. None of the DES candidates have been confirmed to be gravitationally bound. It is possible that some have stellar populations characteristic of galaxies but lack substantial DM content, as is the case for Segue 2 [41], or have complicated kinematics that are difficult to interpret [42]. Further, some of the M31 dSphs have been found to deviate from these relations, though it is possible that these deviations are due

<sup>6</sup> We note that the radio-continuum source PMN J0335–5406 is located  $\sim 0.1^\circ$  from the center of DES J0335.6–5403. It is not a cataloged blazar, but has radio and infrared spectral characteristics consistent with blazars detected by the LAT.

<sup>7</sup> Though our blank sky ROIs are not independent, the overlap is negligible since we are testing for a point source at the center of the ROI. We have verified with a Monte Carlo all-sky realization that the TS distribution from our blank-sky analysis follows the asymptotic expectation when the background model perfectly describes the data.

<sup>8</sup> When using the values derived by Geringer-Sameth *et al.* [40] and including Segue 2, we find a best-fit normalization of  $\log_{10}(J) = 18.0 \pm 0.1$  at  $d = 100$  kpc.

to tidal disruption [43]. Kinematic measurements of the member stars are needed to unambiguously resolve these questions.

Using the J-factor estimates presented in Table I, we followed the likelihood procedure detailed in Ackermann *et al.* [17] to obtain limits on DM annihilation from these eight candidates shown in Figure 4.

We assumed a symmetric logarithmic uncertainty on the J-factor of  $\pm 0.4$  dex for each DES candidate. This value is representative of the uncertainties from ultra-faint dSphs [12, 40] and is somewhat larger than the uncertainties derived in Martinez [44]. The  $\pm 0.4$  dex uncertainty is intended to represent the expected measurement uncertainty on the J-factors of the DES candidates after kinematic follow up. The corresponding uncertainty band is illustrated in Figure 3. We apply the same methodology as Ackermann *et al.* [17] to account for the J-factor uncertainty on each DES candidate by modeling it as a log normal distribution with  $J_{\text{obs},i}$  equal to the values in Table I, and  $\sigma_i = 0.4$  dex (see Equation 3 of Ackermann *et al.* [17]).

We derived individual and combined limits on the DM annihilation cross section for DM annihilation via the  $b\bar{b}$  and  $\tau^+\tau^-$  channels, under the assumption that each DES candidate is a dSph and has the J-factor listed in Table I. We note that when using a J-factor uncertainty of  $\pm 0.6$  dex instead of  $\pm 0.4$  dex, the individual dwarf candidate limits worsen by a factor of  $\sim 1.6$ , while the combined limits worsen by 15–20%. We stress that the distance-estimated limits may differ substantially as spectroscopic data become available to more robustly constrain the DM content of the DES candidates. However, once measured J-factors are obtained, the observed limits from each candidate will scale linearly with the measured J-factor relative to our estimates. Given the current uncertainty regarding the nature of the dSph candidates, we do not combine limits with those from previously known dSphs (i.e., Ackermann *et al.* [17]).

## DISCUSSION AND CONCLUSIONS

The discovery of eight dSph candidates in the first year of DES observations sets an optimistic tone for future dSph detections from DES and other optical surveys. DES J0335.6–5403, at a distance of  $\sim 32$  kpc, is a particularly interesting candidate in this context, and should be considered a high-priority target for spectroscopic follow up. The location of any newly discovered dSph, including the candidates investigated in this work, will have already been regularly observed since the beginning of the *Fermi* mission. No significant gamma-ray excess was found coincident with any of the eight new DES dSph candidates considered here. If kinematic analyses find the dSph candidates to have J-factors similar to our estimates, they constrain the annihilation cross section to

lie below the thermal relic cross section for DM particles with masses  $\lesssim 20$  GeV annihilating via the  $b\bar{b}$  or  $\tau^+\tau^-$  channels.

The population of nearby DM-dominated dSphs represents an independent set of targets to test possible signals of DM annihilation in other regions such as the Galactic center [e.g., 45–48]. Though the expected DM signals of individual dSphs are smaller than that of the Galactic center, a joint-likelihood analysis of many dSphs can probe the DM annihilation cross section at a similar level of sensitivity. The incorporation of new dSphs in indirect searches for DM with the LAT will further enhance the sensitivity of this method.

Independent analyses of DES J0335.6–5403 have been performed by Geringer-Sameth *et al.* [49] and Hooper and Linden [50]. While the analysis details differ (e.g., the data set, the search technique, statistical methodology, and the calculation of the trials factor), each analysis finds the largest TS value in the direction of DES J0335.6–5403. The p-values derived in Geringer-Sameth *et al.* and Hooper and Linden are smaller than those found in this work. One key difference is that Geringer-Sameth *et al.* and Hooper and Linden use the publicly available **Pass 7 Reprocessed** data, while the analysis presented here uses the soon-to-be-released **Pass 8** data, which improves the point-source sensitivity by 30%–50% in the relevant energy range.

## ACKNOWLEDGMENTS

The *Fermi*-LAT Collaboration acknowledges support for LAT development, operation and data analysis from NASA and DOE (United States), CEA/Irfu and IN2P3/CNRS (France), ASI and INFN (Italy), MEXT, KEK, and JAXA (Japan), and the K.A. Wallenberg Foundation, the Swedish Research Council and the National Space Board (Sweden). Science analysis support in the operations phase from INAF (Italy) and CNES (France) is also gratefully acknowledged.

Funding for the DES Projects has been provided by the U.S. Department of Energy, the U.S. National Science Foundation, the Ministry of Science and Education of Spain, the Science and Technology Facilities Council of the United Kingdom, the Higher Education Funding Council for England, the National Center for Supercomputing Applications at the University of Illinois at Urbana-Champaign, the Kavli Institute of Cosmological Physics at the University of Chicago, the Center for Cosmology and Astro-Particle Physics at the Ohio State University, the Mitchell Institute for Fundamental Physics and Astronomy at Texas A&M University, Financiadora de Estudos e Projetos, Fundação Carlos Chagas Filho de Amparo à Pesquisa do Estado do Rio de Janeiro, Conselho Nacional de Desenvolvimento Científico e Tecnológico and the Ministério da

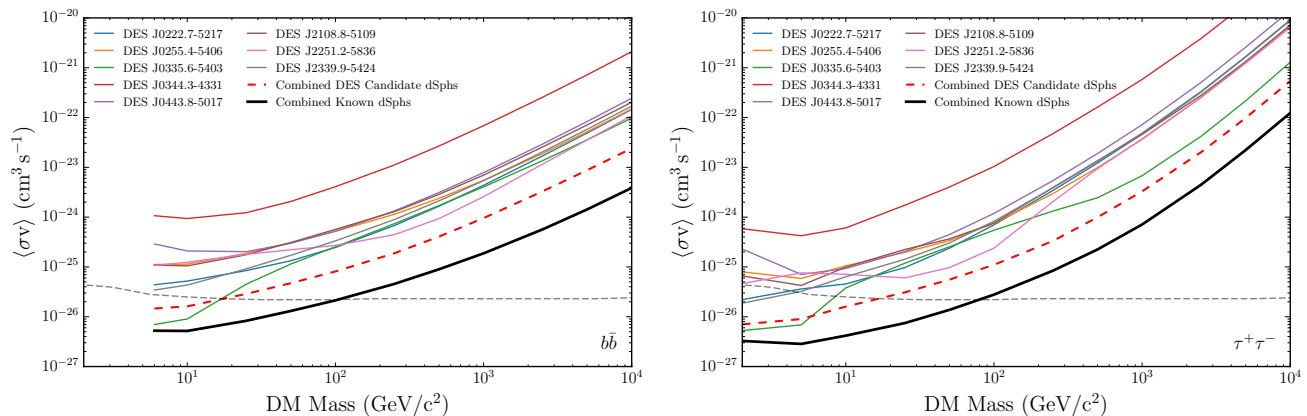


FIG. 4. Upper limits on the velocity-averaged DM annihilation cross section at 95% confidence level for DM annihilation to  $b\bar{b}$  (left) and  $\tau^+\tau^-$  (right) derived using distance-estimated J-factors. Individual limits for each DES candidate dSph, as well as the combined limits (dashed red line) from the eight new candidates are shown. Here we assume that each candidate is a dSph and that future kinematic analyses will confirm the J-factors estimated based on photometric data (see text). For reference, we show the current best limits derived from a joint analysis of fifteen previously known dSphs with kinematically constrained J-factors (black curve) [17]. The dashed gray curve shows the thermal relic cross section derived by Steigman *et al.* [3].

Ciência, Tecnologia e Inovação, the Deutsche Forschungsgemeinschaft and the Collaborating Institutions in the Dark Energy Survey. The DES data management system is supported by the National Science Foundation under Grant Number AST-1138766. The DES participants from Spanish institutions are partially supported by MINECO under grants AYA2012-39559, ESP2013-48274, FPA2013-47986, and Centro de Excelencia Severo Ochoa SEV-2012-0234, some of which include ERDF funds from the European Union.

The Collaborating Institutions are Argonne National Laboratory, the University of California at Santa Cruz, the University of Cambridge, Centro de Investigaciones Energéticas, Medioambientales y Tecnológicas-Madrid, the University of Chicago, University College London, the DES-Brazil Consortium, the University of Edinburgh, the Eidgenössische Technische Hochschule (ETH) Zürich, Fermi National Accelerator Laboratory, the University of Illinois at Urbana-Champaign, the Institut de Ciències de l’Espai (IEEC/CSIC), the Institut de Física d’Altes Energies, Lawrence Berkeley National Laboratory, the Ludwig-Maximilians Universität München and the associated Excellence Cluster Universe, the University of Michigan, the National Optical Astronomy Observatory, the University of Nottingham, The Ohio State University, the University of Pennsylvania, the University of Portsmouth, SLAC National Accelerator Laboratory, Stanford University, the University of Sussex, and Texas A&M University.

ACR acknowledges financial support provided by the PAPDRJ CAPES/FAPERJ Fellowship. AAP was supported by DOE grant DE-AC02-98CH10886 and by JPL, run by Caltech under a contract for NASA. This research has made use of the NASA/IPAC Extragalactic Database

(NED) which is operated by the Jet Propulsion Laboratory, California Institute of Technology, under contract with the National Aeronautics and Space Administration. We would like to thank the anonymous referee for many helpful comments.

Facilities: Blanco, Fermi-LAT

---

\* [kadrlica@fnal.gov](mailto:kadrlica@fnal.gov)  
 † [aalbert@slac.stanford.edu](mailto:aalbert@slac.stanford.edu)  
 ‡ [bechtol@kicp.uchicago.edu](mailto:bechtol@kicp.uchicago.edu)  
 § [mdwood@slac.stanford.edu](mailto:mdwood@slac.stanford.edu)  
 ¶ [strigari@physics.tamu.edu](mailto:strigari@physics.tamu.edu)

- [1] G. Bertone, D. Hooper, and J. Silk, *Phys. Rep.* **405**, 279 (2005), [arXiv:hep-ph/0404175](https://arxiv.org/abs/hep-ph/0404175) [hep-ph].
- [2] J. L. Feng, *Ann.Rev.Astron.Astrophys.* **48**, 495 (2010), [arXiv:1003.0904](https://arxiv.org/abs/1003.0904) [astro-ph.CO].
- [3] G. Steigman, B. Dasgupta, and J. F. Beacom, *Phys. Rev. D* **86**, 023506 (2012), [arXiv:1204.3622](https://arxiv.org/abs/1204.3622) [hep-ph].
- [4] D. Bauer, J. Buckley, M. Cahill-Rowley, R. Cotta, A. Drlica-Wagner, *et al.*, (2013), [arXiv:1305.1605](https://arxiv.org/abs/1305.1605) [hep-ph].
- [5] E. Baltz, B. Berenji, G. Bertone, L. Bergstrom, E. Bloom, *et al.*, *J. Cosmology Astropart. Phys.* **0807**, 013 (2008), [arXiv:0806.2911](https://arxiv.org/abs/0806.2911) [astro-ph].
- [6] T. Bringmann and C. Weniger, *Phys.Dark Univ.* **1**, 194 (2012), [arXiv:1208.5481](https://arxiv.org/abs/1208.5481) [hep-ph].
- [7] W. Atwood *et al.* (Fermi-LAT Collaboration), *ApJ* **697**, 1071 (2009), [arXiv:0902.1089](https://arxiv.org/abs/0902.1089) [astro-ph.IM].
- [8] J. Diemand, M. Kuhlen, P. Madau, M. Zemp, B. Moore, *et al.*, *Nature* **454**, 735 (2008), [arXiv:0805.1244](https://arxiv.org/abs/0805.1244) [astro-ph].
- [9] V. Springel, J. Wang, M. Vogelsberger, A. Ludlow, A. Jenkins, *et al.*, *MNRAS* **391**, 1685 (2008), [arXiv:0809.0898](https://arxiv.org/abs/0809.0898) [astro-ph].



- [10] A. W. McConnachie, *AJ* **144**, 4 (2012), [arXiv:1204.1562 \[astro-ph.CO\]](#).
- [11] A. Abdo *et al.* (Fermi-LAT Collaboration), *ApJ* **712**, 147 (2010), [arXiv:1001.4531 \[astro-ph.CO\]](#).
- [12] M. Ackermann *et al.* (Fermi-LAT Collaboration), *Phys. Rev. Lett.* **107**, 241302 (2011), [arXiv:1108.3546 \[astro-ph.HE\]](#).
- [13] A. Geringer-Sameth and S. M. Koushiappas, *Phys. Rev. Lett.* **107**, 241303 (2011), [arXiv:1108.2914 \[astro-ph.CO\]](#).
- [14] M. N. Mazziotta, F. Loparco, F. de Palma, and N. Giglietto, *Astropart.* **37**, 26 (2012), [arXiv:1203.6731 \[astro-ph.IM\]](#).
- [15] M. Ackermann *et al.* (Fermi-LAT Collaboration), *Phys. Rev. D* **89**, 042001 (2014), [arXiv:1310.0828 \[astro-ph.HE\]](#).
- [16] A. Geringer-Sameth, S. M. Koushiappas, and M. G. Walker, *Phys. Rev. D* **91**, 083535 (2015), [arXiv:1410.2242 \[astro-ph.CO\]](#).
- [17] M. Ackermann *et al.* (Fermi-LAT), (2015), [arXiv:1503.02641 \[astro-ph.HE\]](#).
- [18] D. G. York *et al.* (SDSS Collaboration), *Astron. J.* **120**, 1579 (2000), [arXiv:astro-ph/0006396 \[astro-ph\]](#).
- [19] J. D. Simon and M. Geha, *ApJ* **670**, 313 (2007), [arXiv:0706.0516](#).
- [20] L. E. Strigari, S. M. Koushiappas, J. S. Bullock, M. Kaplinghat, J. D. Simon, M. Geha, and B. Willman, *ApJ* **678**, 614 (2008), [arXiv:0709.1510](#).
- [21] M. Geha, B. Willman, J. D. Simon, L. E. Strigari, E. N. Kirby, D. R. Law, and J. Strader, *ApJ* **692**, 1464 (2009), [arXiv:0809.2781](#).
- [22] T. Abbott *et al.* (DES Collaboration), (2005), [arXiv:astro-ph/0510346 \[astro-ph\]](#).
- [23] E. J. Tollerud, J. S. Bullock, L. E. Strigari, and B. Willman, *ApJ* **688**, 277 (2008), [arXiv:0806.4381 \[astro-ph\]](#).
- [24] J. R. Hargis, B. Willman, and A. H. G. Peter, *ApJ* **795**, L13 (2014), [arXiv:1407.4470 \[astro-ph.GA\]](#).
- [25] C. He, K. Bechtol, A. P. Hearin, and D. Hooper, (2013), [arXiv:1309.4780 \[astro-ph.HE\]](#).
- [26] B. Willman and J. Strader, *AJ* **144**, 76 (2012), [arXiv:1203.2608 \[astro-ph.CO\]](#).
- [27] K. Bechtol *et al.* (The DES Collaboration), Accepted to *ApJ* (2015), [arXiv:1503.02584 \[astro-ph.GA\]](#).
- [28] S. E. Kogosov, V. Belokurov, G. Torrealba, and N. W. Evans, Accepted to *ApJ* (2015), [arXiv:1503.02079 \[astro-ph.GA\]](#).
- [29] N. Kaiser, H. Aussel, H. Boesgaard, K. Chambers, J. N. Heasley, *et al.*, *Proc.SPIE Int.Soc.Opt.Eng.* **4836**, 154 (2002).
- [30] S. Keller, B. Schmidt, and M. Bessell, *PASA* **24**, 1 (2007), [arXiv:0704.1339 \[astro-ph\]](#).
- [31] Z. Ivezić, J. Tyson, R. Allsman, J. Andrew, and R. Angel (LSST Collaboration), (2008), [arXiv:0805.2366 \[astro-ph\]](#).
- [32] M. Ackermann *et al.* (Fermi-LAT), *ApJ* **799**, 86 (2015), [arXiv:1410.3696 \[astro-ph.HE\]](#).
- [33] W. Atwood *et al.* (Fermi-LAT Collaboration), *2012 Fermi Symposium Proceedings*, eConf **C121028** (2013), [arXiv:1303.3514 \[astro-ph.IM\]](#).
- [34] F. Acero *et al.* (Fermi-LAT Collaboration), (2015), [arXiv:1501.02003 \[astro-ph.HE\]](#).
- [35] J. F. Navarro, C. S. Frenk, and S. D. White, *ApJ* **490**, 493 (1997), [arXiv:astro-ph/9611107 \[astro-ph\]](#).
- [36] F. de Palma, T. Brandt, G. Johannesson, and L. Tibaldo (Fermi-LAT Collaboration), *2012 Fermi Symposium Proceedings*, eConf **C121028** (2013), [arXiv:1304.1395 \[astro-ph.HE\]](#).
- [37] L. E. Strigari, J. S. Bullock, M. Kaplinghat, J. D. Simon, M. Geha, *et al.*, *Nature* **454**, 1096 (2008), [0808.3772 \[astro-ph\]](#).
- [38] M. G. Walker, M. Mateo, E. W. Olszewski, J. Penarrubia, N. Evans, *et al.*, *ApJ* **704**, 1274 (2009), [arXiv:0906.0341 \[astro-ph.CO\]](#).
- [39] J. Wolf, G. D. Martinez, J. S. Bullock, M. Kaplinghat, M. Geha, *et al.*, *MNRAS* **406**, 1220 (2010), [arXiv:0908.2995 \[astro-ph.CO\]](#).
- [40] A. Geringer-Sameth, S. M. Koushiappas, and M. Walker, *ApJ* **801**, 74 (2015), [arXiv:1408.0002 \[astro-ph.CO\]](#).
- [41] E. N. Kirby, M. Boylan-Kolchin, J. G. Cohen, M. Geha, J. S. Bullock, *et al.*, *ApJ* **770**, 16 (2013), [arXiv:1304.6080 \[astro-ph.CO\]](#).
- [42] B. Willman, M. Geha, J. Strader, L. E. Strigari, J. D. Simon, E. Kirby, N. Ho, and A. Warres, *AJ* **142**, 128 (2011), [arXiv:1007.3499 \[astro-ph.GA\]](#).
- [43] M. L. Collins, S. C. Chapman, R. Rich, R. A. Ibata, N. F. Martin, *et al.*, *Astrophys. J.* **783**, 7 (2014), [arXiv:1309.3053 \[astro-ph.CO\]](#).
- [44] G. D. Martinez, *MNRAS* **451**, 2524 (2015), [arXiv:1309.2641 \[astro-ph.GA\]](#).
- [45] C. Gordon and O. Macias, *Phys. Rev. D* **88**, 083521 (2013), [arXiv:1306.5725 \[astro-ph.HE\]](#).
- [46] K. N. Abazajian, N. Canac, S. Horiuchi, and M. Kaplinghat, *Phys. Rev. D* **90**, 023526 (2014), [arXiv:1402.4090 \[astro-ph.HE\]](#).
- [47] T. Daylan, D. P. Finkbeiner, D. Hooper, T. Linden, S. K. N. Portillo, *et al.*, (2014), [arXiv:1402.6703 \[astro-ph.HE\]](#).
- [48] F. Calore, I. Cholis, and C. Weniger, (2014), [arXiv:1409.0042 \[astro-ph.CO\]](#).
- [49] A. Geringer-Sameth, M. G. Walker, S. M. Koushiappas, S. E. Kogosov, V. Belokurov, *et al.*, (2015), [arXiv:1503.02320 \[astro-ph.HE\]](#).
- [50] D. Hooper and T. Linden, (2015), [arXiv:1503.06209 \[astro-ph.HE\]](#).