

Coherent pion production in neutrino-nucleus scattering

Kapil Saraswat¹, Prashant Shukla^{2,3,*}, Vineet Kumar², and Venktesh Singh¹

¹*Department of Physics, Institute of Science, Banaras Hindu University, Varanasi 221005, India.*

²*Nuclear Physics Division, Bhabha Atomic Research Centre, Mumbai 400085, India. and*

³*Homi Bhabha National Institute, Anushakti Nagar, Mumbai 400094, India.*

(Dated: March 23, 2016)

In this article, we study the coherent pion production in the neutrino-nucleus interaction in the resonance region using the formalism based on the partially conserved axial current (PCAC) theorem which relates the neutrino-nucleus cross section to the pion-nucleus elastic cross section. The pion nucleus elastic cross section is calculated using the Glauber model in terms of pion-nucleon cross sections obtained by parameterizing the experimental data. We calculate the differential and integrated cross sections for charged current coherent pion production in neutrino carbon scattering. The results of integrated cross-section calculations are compared with the measured data. Predictions for the differential and integrated cross sections for coherent pion productions in neutrino-iron scattering using above formalism are also made.

PACS numbers: 13.15.+g, 11.40.Ha, 25.30.Pt

I. INTRODUCTION

The neutrinos generated in the upper atmosphere are the best tools for studying the phenomena of neutrino oscillations considered by many experiments planned worldwide [1–6]. For a review of neutrino oscillation experiments see Ref. [7]. The flux of atmospheric neutrinos rapidly falls with energy [8]. Typically, the detectors measure recoil muons which are produced by charged current interaction of neutrinos inside the detector medium, e.g., carbon. In work at the India-Based Neutrino Observatory (INO), the medium is iron [6]. The intermediate-energy neutrinos (between energies of 1 and 3 GeV) produce the bulk of the signal. The neutrino interaction with matter in the intermediate-energy range gets contribution from many processes which include quasi elastic scattering, interaction via resonance pion production, and deep inelastic scattering [9]. One of the most important processes in the resonance production region is coherent pion production. In this process, the nucleus interacts as a whole with the neutrino and remains in the same quantum state as it was initially before the interaction. It happens when the four-momentum transfer $|t|$ to the nucleus remains small. The characteristic signature of coherent scattering is a sharp peak in the low $|t|$ region. The cross section for this process is proportional to the square of the mass number of the nucleus and has logarithmic dependence on neutrino energy [10]. Coherent pion production plays an important role in the analysis of data of neutrino oscillation experiments. The neutral current π^0 production is one of the largest background sources in muon-neutrino experiments [11, 12] because one of the photons from π^0 can mimic electron events. The charged current coherent pion production was one of the most rigorously studied background processes in K2K

experiment [13]. Charged current coherent pion production has been observed experimentally at higher energies and for several nuclei [14–19].

The most common theoretical approach for describing coherent pion production is based on Adler's Partially Conserved Axial Current (PCAC) theorem which relates the neutrino induced coherent pion production to the pion-nucleus elastic scattering [10, 20–26]. The PCAC model has been successful in describing coherent pion production at high energy [20, 21]. Work with the same assumption has been used at low energy in Ref. [10]. There are several microscopic models as well for coherent scattering, e.g., in Refs. [27–32].

In this work, we calculate the differential and integrated cross sections for charged current neutrino nucleus coherent scattering using the PCAC-based model developed by Kopeliovich and Marage [33]. The pion nucleus elastic cross section is calculated using the Glauber model in terms of pion-nucleon cross sections obtained by parametrizing the experimental data. The differential and integrated cross sections for charged current neutrino-carbon coherent scattering are calculated and compared with the measured data. Predictions for the differential and integrated cross sections for neutrino-iron coherent scattering using the formalism above are also given.

II. PCAC BASED MODEL

The scattering process of charged current coherent pion production is given as

$$\nu_\mu(k) + A(p) \rightarrow \mu^-(k') + \pi^+(p_\pi) + A(p'). \quad (1)$$

The schematic diagram of coherent pion production is shown in Fig. 1. Here k and k' are the 4-momenta of the incoming neutrino and outgoing lepton, respectively, and p_π is that of the produced pion. If E_ν and E_μ are the energies of incident neutrino and outgoing lepton,

* pshuklabarc@gmail.com

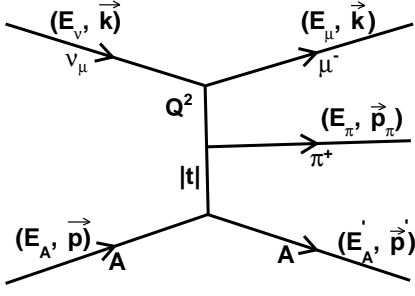


FIG. 1. Charged current coherent pion production.

respectively, then ν ($= E_\nu - E_\mu$) is the energy and q ($= k - k'$) is the 4-momentum transfer between the incoming neutrino and outgoing lepton. The momentum transfer Q^2 is calculated as: $Q^2 = -q^2 = \mathbf{q}^2 - \nu^2$. The features of the coherent pion production are characterized by the variable $|t|$ which is the squared momentum transfer to the nucleus from the neutrino-pion system

$$|t| = \left| (q - p_\pi)^2 \right| = \left| (k - k' - p_\pi)^2 \right|. \quad (2)$$

In coherent scattering $|t|$ remains small.

The differential cross section for the charged current coherent pion production scattering process [25, 33] is

$$\frac{d\sigma^{CC}}{dQ^2 d\nu dt} = \frac{G_F^2 \cos^2 \theta_C f_\pi^2 uv}{2\pi^2 |\mathbf{q}|} \left[\left(G_A - \frac{1}{2} \frac{Q_m^2}{(Q^2 + m_\pi^2)} \right)^2 + \frac{\nu}{4E_\nu} (Q^2 - Q_m^2) \frac{Q_m^2}{(Q^2 + m_\pi^2)^2} \right] \times \frac{d\sigma(\pi^+ A \rightarrow \pi^+ A)}{dt} \Big|_{t=0} \quad (3)$$

Here G_F ($= 1.16639 \times 10^{-5} \text{ GeV}^{-2}$) is the Fermi coupling constant and $\cos \theta_C$ ($= 0.9725$) is the matrix element in Cabibbo-Kobayashi-Maskawa (CKM) matrix. The kinematic factors u and v are given by: $u, v = (E_\nu + E_\mu \pm |\mathbf{q}|) / (2 E_\nu)$. The pion decay constant is f_π ($= 0.93 m_\pi$) and $d\sigma(\pi^+ A \rightarrow \pi^+ A)/dt$ is the pion-nucleus differential elastic cross section. The high energy approximation to the true minimal Q^2 is given by $Q_m^2 = m_\mu^2 \nu / (E_\nu - \nu)$. The axial vector form factor can be defined as $G_A = m_A^2 / (Q^2 + m_A^2)$ [25] with the axial vector meson mass m_A ($= 0.95 \text{ GeV}$). The first term inside the brackets of Eq. (3) corresponds to outgoing muons with negative helicity (helicity nonflip) whereas the second term is the helicity flip contribution which vanishes at 0° scattering angle. The ν integration should be done in the range [10]

$$\max(\xi \sqrt{Q^2}, \nu_{\min}) < \nu < \nu_{\max}. \quad (4)$$

Here ν_{\min} and ν_{\max} are given in appendix. In our calculation, we use $\xi = 1$ and 2.

III. ELASTIC PION NUCLEUS CROSS SECTION

A. Berger-Sehgal (BS) Model

In the Berger-Sehgal (BS) model [25], the elastic pion-nucleus scattering cross section is obtained from the pion-nucleon scattering cross section as

$$\frac{d\sigma_{el}(\pi + A \rightarrow \pi + A)}{dt} = A^2 \frac{d\sigma_{el}}{dt} \Big|_{t=0} e^{-bt} F_{abs}. \quad (5)$$

The differential elastic pion-nucleon cross section in the forward direction is determined by the optical theorem as

$$\frac{d\sigma_{el}}{dt} \Big|_{t=0} = \frac{1}{16\pi} \left(\frac{\sigma_{tot}^{\pi^+ p} + \sigma_{tot}^{\pi^- p}}{2} \right)^2, \quad (6)$$

and the slope of the exponential t -distribution is calculated as $b = (1/3)R_0^2 A^{2/3}$ with $R_0 = 1.057 \text{ fm}$. A is the mass number of the nucleus. F_{abs} describes the average attenuation of pions in a nucleus,

$$F_{abs} = \exp \left(- \frac{9A^{1/3}}{16\pi R_0^2} \sigma_{inel} \right), \quad (7)$$

where

$$\sigma_{inel} = \frac{\sigma_{inel}^{\pi^+ p} + \sigma_{inel}^{\pi^- p}}{2}, \quad \sigma_{inel} = \sigma_{tot} - \sigma_{el}. \quad (8)$$

The total elastic pion-nucleus cross section is calculated as:

$$\frac{d\sigma_{el}(\pi + A \rightarrow \pi + A)}{dt} = \frac{A^2 F_{abs}}{16\pi b} \left(\frac{\sigma_{tot}^{\pi^+ p} + \sigma_{tot}^{\pi^- p}}{2} \right)^2. \quad (9)$$

The pion-nucleon cross sections are taken from Particle Data Group [34]. We fit the pion-proton data with the superposition of a Breit-Wigner (BW) function and a Regge inspired term $a_0 + a_1/\sqrt{p_\pi} + a_2\sqrt{p_\pi}$ up to 4 GeV. Above 4 GeV, the form $b_0 + b_1/\sqrt{p_\pi} + b_2/p_\pi$ is taken.

B. Glauber model : Present

To calculate the differential elastic scattering cross section, the BS approach assumes exponential t dependence and models pion absorption with the term F_{abs} in Eq. (5). In the Glauber model such assumptions are not required. The scattering matrix S_l is given by [35]

$$S_l = \exp(i\chi(b)), \quad bk = \left(l + \frac{1}{2} \right), \quad (10)$$

where the Glauber phase shift $\chi(b)$ can be written as

$$\chi(b) = \frac{1}{2} \sigma_{\pi N} (\alpha_{\pi N} + i) AT(b) \equiv \chi_1 + i\chi_2. \quad (11)$$

Here $\sigma_{\pi N}$ is the average total pion-nucleon cross section and $\alpha_{\pi N}$ is the ratio of real to imaginary part of the πN scattering amplitude. In momentum space, $T(b)$ is defined as [35]

$$T(b) = \frac{1}{2\pi} \int J_0(qb) S(q) f_{\pi N}(q) q dq. \quad (12)$$

Here $S(q)$ is the Fourier transform of the nuclear density $\rho(r)$ and $J_0(qb) = (1/2\pi) \int \exp(-qb \cos \phi) d\phi$ is the cylindrical Bessel function of zeroth order. The function $f_{\pi N}(q)$ is the Fourier transform of the profile function $T(b)$ for πN scattering which is taken as the Gaussian function of width r_0 as [35]

$$T(b) = \frac{\exp\left(-b^2/(2r_0^2)\right)}{2\pi r_0^2}. \quad (13)$$

Thus

$$f_{\pi N}(q) = \exp\left(\frac{-r_0^2 q^2}{2}\right). \quad (14)$$

Here r_0 ($= 0.6$ fm) is the range parameter and may have a weak dependence on energy.

The pion-nucleus differential elastic cross section is calculated as

$$\frac{d\sigma_{el}}{dt} = \frac{\pi}{k^2} |f(t)|^2, \quad (15)$$

where $f(t)$ is given by

$$f(t) = \frac{1}{2ik} \sum (2l+1) (S_l - 1) P_l(\cos \theta). \quad (16)$$

Here $t = 4k^2 \sin^2 \theta/2$ and k is the momentum of pion. The total elastic cross section is calculated as

$$\sigma_{el} = \frac{\pi}{k^2} \sum_{l=0}^{\infty} (2l+1) (S_l - 1)^2. \quad (17)$$

Here $(S_l - 1)^2 = 1 + e^{-2\chi_2} - 2e^{-\chi_2} \cos \chi_1$.

The reaction cross section is calculated as [35]

$$\sigma_R = \frac{\pi}{k^2} \sum_{l=0}^{\infty} (2l+1) (1 - |S_l|^2). \quad (18)$$

The total cross section is calculated as $\sigma_{tot} = \sigma_{el} + \sigma_R$. The values of $\alpha_{\pi N}$ for pion-carbon scattering are extracted by fitting the total pion-carbon cross section (obtained by experiment at low pion energies) and assumed to be $A\sigma_{\pi-N}$ at higher pion energies. For carbon, we obtain $\alpha_{\pi N} = 1.5$ for $E_{\pi} < 5$ GeV and 1.4 for $E_{\pi} > 5$ GeV. For iron, we obtain $\alpha_{\pi N} = 1.8$ for $E_{\pi} < 10$ GeV and 1.75 for $E_{\pi} > 10$ GeV.

The nuclear density function for carbon nuclei is taken as the harmonic oscillator type as given by

$$\rho(r) = \rho_0 \left(1 + \alpha \frac{r^2}{a^2}\right) \exp\left(-\frac{r^2}{a^2}\right), \quad \rho_0 = \frac{1 + 1.5\alpha}{(\sqrt{\pi} a)^3} \quad (19)$$

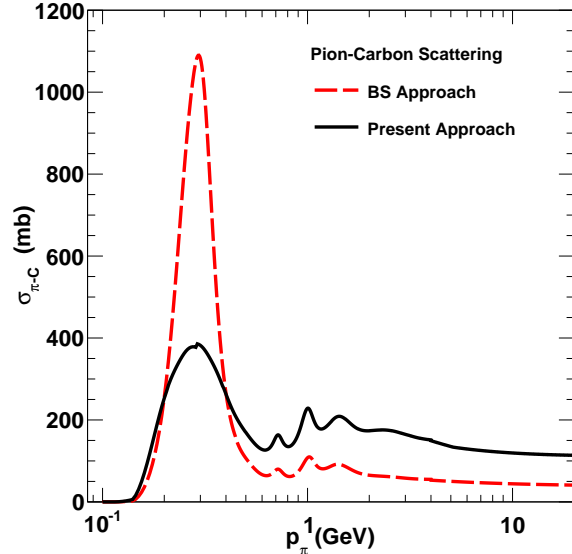


FIG. 2. (Color online) Total elastic cross section $\sigma_{\pi C}$ of pion-carbon scattering as a function of pion momentum p_{π} .

The values of α ($= 1.247$ fm) and a ($= 1.649$ fm) are taken from the Ref. [36].

The nuclear density function for iron nuclei is taken as a two-parameter Fermi form as

$$\rho(r) = \frac{\rho_0}{1 + \exp\left(\frac{r-c}{d}\right)}, \quad \rho_0 = \frac{3}{4\pi c^3 \left(1 + \frac{\pi^2 d^2}{c^2}\right)}. \quad (20)$$

The values of c ($= 4.111$ fm) and d ($= 0.558$ fm) are taken from the Ref. [37].

The BS approach assumes that the differential pion-nucleus cross section is an exponential distribution in t . The factor F_{abs} in Eq. (5) which represents the absorption of pions in a nucleus has been obtained in a geometrical model assuming the nucleus as a sharp sphere. In the Glauber (present) model, the t distribution given by Eq. (15) with Eq. (16) is obtained from scattering theory. Realistic forms of nuclear densities are used as given by Eqs. (19) and (20).

IV. RESULTS AND DISCUSSIONS

Figure 2 shows total pion Carbon elastic scattering cross section $\sigma_{\pi C}$ as a function of pion momentum p_{π} . The broken line is obtained using the Berger-Sehgal approach according to Eq. (9) while the solid line represents the Glauber calculation according to Eq. (17). The $\sigma_{\pi C}$ according to the BS approach sharply peaks at $p_{\pi} = 0.3$ GeV. Above 1 GeV pion momentum, $\sigma_{\pi C}$ from both the approaches vary slowly as a function of pion momentum.

We calculate differential cross section $d\sigma/dQ^2$ for the charged current coherent neutrino-carbon scattering using the PCAC-based model at different energies to study

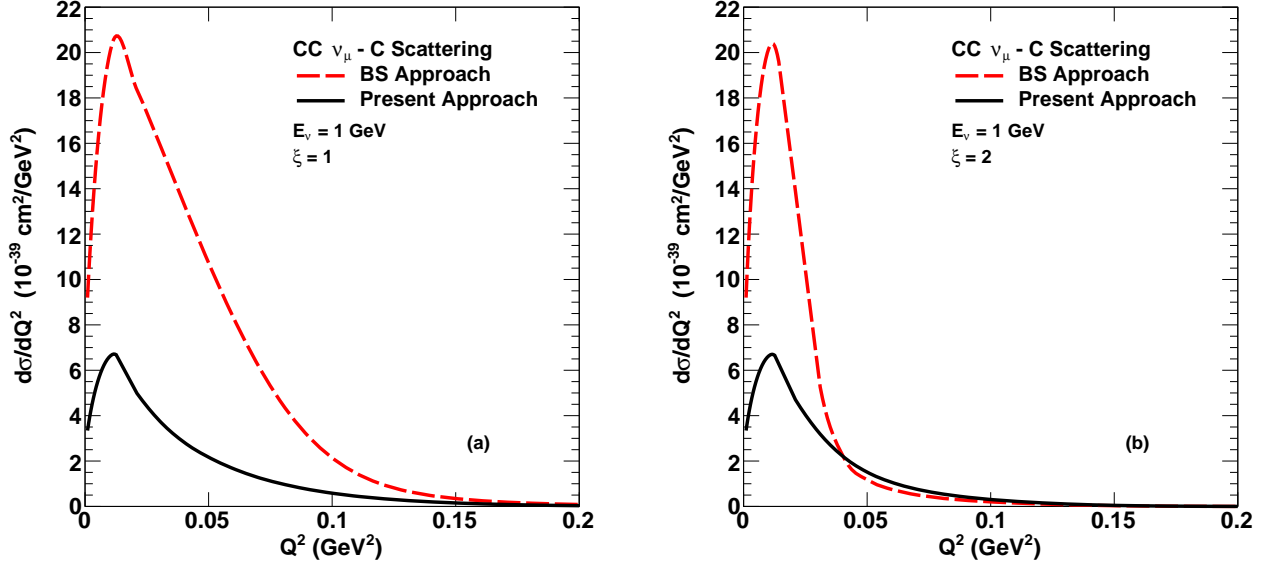


FIG. 3. (Color online) Differential cross section $d\sigma/dQ^2$ for the charged current coherent $\nu_\mu - C$ scattering as a function of Q^2 obtained using the PCAC-based model (BS and Present) at neutrino energy 1 GeV for (a) $\xi=1$ and (b) $\xi=2$.

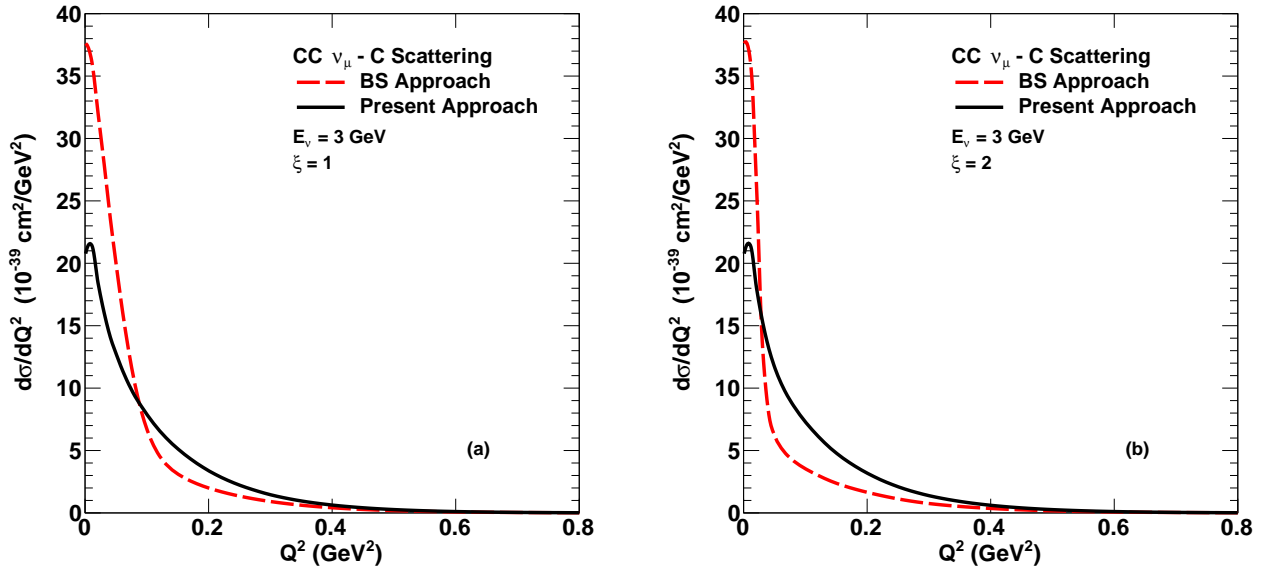


FIG. 4. (Color online) Differential cross section $d\sigma/dQ^2$ for the charged current coherent $\nu_\mu - C$ scattering as a function of Q^2 obtained using the PCAC-based model (BS and Present) at neutrino energy 3 GeV for (a) $\xi=1$ and (b) $\xi=2$.

the effect of parameter ξ for both the approaches used in the present work. Figure 3(a) shows $d\sigma/dQ^2$ as a function of the square of momentum transfer Q^2 obtained using the PCAC-based model (BS and Present) at 1 GeV neutrino energy for $\xi=1$. The cross sections from both the approaches peak at low Q^2 with the present calculation giving smaller cross sections than the BS calculations. Figure 3(b) shows $d\sigma/dQ^2$ as a function of Q^2

obtained using the PCAC-based model at 1 GeV neutrino energy but for $\xi=2$. Here also the present calculation gives smaller cross sections than the BS calculation while at higher values of Q^2 it crosses the BS calculations. From Figs. 3(a) and 3(b) we can see that with increasing the value of ξ , the cross section is reduced in both approaches.

Figure 4(a) shows $d\sigma/dQ^2$ as a function of Q^2 at 3 GeV

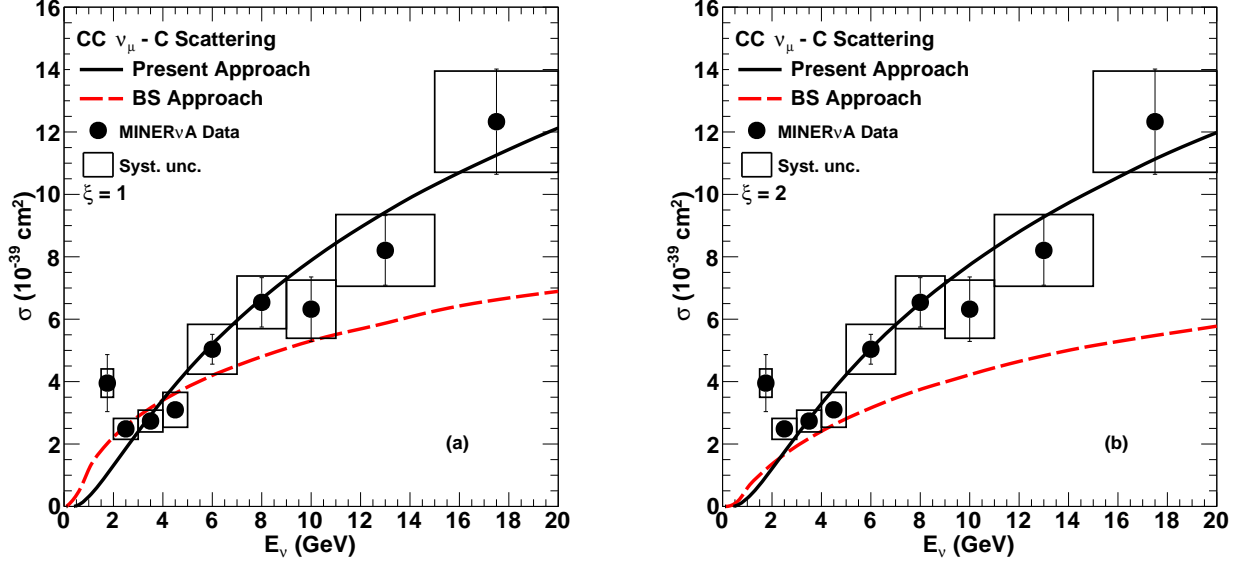


FIG. 5. (Color online) Total cross section σ for the charged current coherent $\nu_\mu - C$ scattering as a function of neutrino energy E_ν obtained using the PCAC-based model (BS and Present) for (a) $\xi=1$ and (b) $\xi=2$.

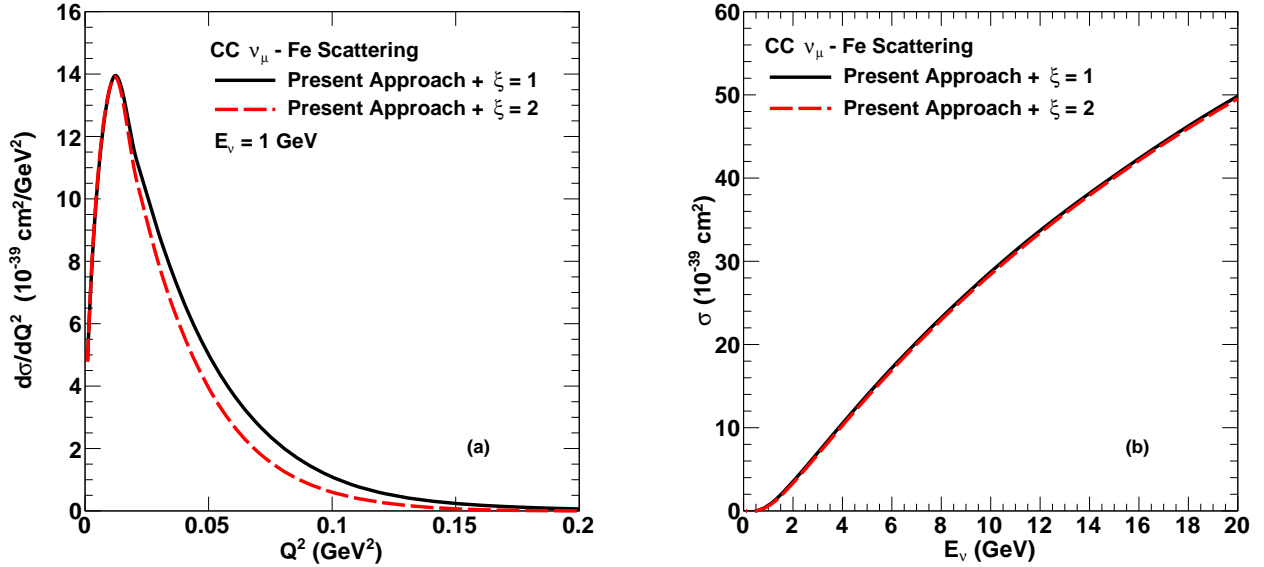


FIG. 6. (Color online) (a) Differential cross section $d\sigma/dQ^2$ for the charged current coherent $\nu_\mu - Fe$ scattering as a function of Q^2 obtained using the PCAC-based model (Present) for $\xi=1$ and 2 at $E_\nu = 1$ GeV. (b) Total cross section σ for the charged current coherent $\nu_\mu - Fe$ scattering as a function of neutrino energy E_ν obtained using the PCAC-based model (Present) for $\xi=1$ and 2.

neutrino energy for $\xi=1$. At low Q^2 , the present calculation gives smaller cross sections than the BS calculation while at higher values of Q^2 the present calculation gives larger cross section. Figure 4(b) shows $d\sigma/dQ^2$ as a function of Q^2 at 3 GeV neutrino energy for $\xi=2$. For higher values of ξ , both calculations sharply peak at low Q^2 with the sharpness of the peak greater for the BS approach.

Figure 5(a) shows total cross sections σ for the charged current coherent neutrino-carbon scattering as a function of neutrino energy E_ν obtained using the PCAC model (BS and present) for $\xi=1$. The calculations are compared with the data recorded by the MINERvA experiment [38]. At lower neutrino energies ($E_\nu \leq 4$ GeV), both calculations are compatible with the data. At higher en-

ergies ($E_\nu \geq 5$ GeV), the present approach gives better description of the data. Figure 5(b) shows the total cross section σ for the charged current coherent neutrino carbon scattering as a function of neutrino energy E_ν obtained using the PCAC model (BS and present) for $\xi=2$. The calculations are compared with the data recorded by the MINER ν A experiment [38]. At lower energies ($E_\nu \leq 4$ GeV), both calculations are compatible with the data within experimental error. With increased value of ξ , the present approach gives excellent description of the data in all energy range.

We also give predictions for cross sections in neutrino-iron coherent scattering. Figure 6(a) shows differential cross sections $d\sigma/dQ^2$ for the charged current neutrino-iron coherent scattering as a function of Q^2 obtained using the PCAC-based model (present) at 1 GeV neutrino energy for $\xi=1$ and 2. For the case of iron we do not find drastic change with changing the value of ξ . Figure 6(b) shows total cross section σ for the charged current coherent neutrino-iron scattering as a function of neutrino energy E_ν obtained using the PCAC-based model (present) for $\xi=1$ and 2. With increasing value of ξ , the total cross section is slightly reduced and is not very sensitive to the value of ξ .

V. CONCLUSION

We presented the differential and integrated cross sections of coherent pion production in neutrino-nuclei scattering using the formalism based on partially conserved axial current (PCAC) theorem which relates the neutrino-nucleus cross section to the pion-nucleus elastic cross section. We study the behavior of the cross sections as a function of neutrino energy and the parameters of the model. The pion-nucleus elastic cross section is calculated using the Glauber model in terms of the pion-nucleon cross sections obtained by parameterizing the experimental data. The results obtained using this approach have been compared with those obtained using the Berger-Sehgal approach. The calculated integrated cross sections are compared with the measured data. At lower energies ($E_\nu \leq 4$ GeV) both the approaches are compatible with the data. The present approach gives good description of the data in all energy range. Predictions for differential and integrated cross sections for the coherent pion productions in neutrino-iron scattering using the above formalism are also made.

VI. APPENDIX : KINEMATIC LIMITS FOR INTEGRATIONS

The integration range over t is given as [10]:

$$|t_{min}| < -t < 0.05 \text{ GeV}^2, \quad (21)$$

where

$$t_{min} = \frac{(Q^2 + m_\pi^2)^2 - [\sqrt{\lambda_1} - \sqrt{\lambda_2}]^2}{4W^2}, \quad (22)$$

$$\approx - \left(\frac{Q^2 + m_\pi^2}{2\nu} \right)^2.$$

Here

$$\lambda_1 = \lambda(W^2, -Q^2, M_A^2),$$

$$\lambda_2 = \lambda(W^2, m_\pi^2, M_A^2),$$

$$\lambda(a, b, c) = a^2 + b^2 + c^2 - 2ab - 2ac - 2bc. \quad (23)$$

The kinematical minimum and maximum values of ν are :

$$\nu_{min} = \frac{(W_{min}^2 + Q^2 - M_A^2)}{2M_A}, \quad (24)$$

$$\nu_{max} = \frac{(W_{max}^2 + Q^2 - M_A^2)}{2M_A}, \quad (25)$$

where

$$W_{min}^2 = (M_A + m_\pi)^2, \quad (26)$$

$$W_{max}^2 = \left\{ \frac{1}{4} s^2 \left(1 - \frac{M_A^2}{s} \right)^2 \left(1 - \frac{m_\mu^2}{s} \right) - \left[Q^2 - \frac{s}{2} \left(1 - \frac{M_A^2}{s} \right) + \frac{m_\mu^2}{2} \left(1 + \frac{M_A^2}{s} \right) \right]^2 \right\} \times \left(1 - \frac{M_A^2}{s} \right)^{-1} (Q^2 + m_\mu^2)^{-1}. \quad (27)$$

Here $s = M_A^2 + 2M_A E_\nu$.

The ν integration should be done in the range [10]

$$\max\left(\xi \sqrt{Q^2}, \nu_{min}\right) < \nu < \nu_{max}. \quad (28)$$

The kinematically allowed minimum value of Q^2 is :

$$Q_{min}^2 = \frac{(s - M_N^2)}{2} \left[1 - \lambda^{\frac{1}{2}} \left(1, \frac{m_\mu^2}{s}, \frac{W_{min}^2}{s} \right) \right] \quad (29)$$

$$- \frac{1}{2} \left[W_{min}^2 + m_\mu^2 - \frac{M_A^2}{s} (W_{min}^2 - m_\mu^2) \right] \quad (30)$$

Q^2 region for coherent scattering is :

$$Q_{min}^2 < Q^2 \lesssim 2.0 \text{ GeV}^2. \quad (31)$$

-
- [1] Y. Ashie *et al.* [Super-Kamiokande Collaboration], Phys. Rev. D **71**, 112005 (2005).
- [2] Y. Takeuchi [Super-Kamiokande Collaboration], Nucl. Phys. Proc. Suppl. **229-232** (2012) 79.
- [3] E. Aliu *et al.* [K2K Collaboration], Phys. Rev. Lett. **94**, 081802 (2005).
- [4] M. H. Ahn *et al.* [K2K Collaboration], Phys. Rev. Lett. **90**, 041801 (2003).
- [5] M. H. Ahn *et al.* [K2K Collaboration], Phys. Rev. D **74**, 072003 (2006).
- [6] S. Ahmed *et al.* [ICAL Collaboration], arXiv:1505.07380 [physics.ins-det].
- [7] M. D. Messier, eConf C **060409**, 018 (2006).
- [8] M. Honda, T. Kajita, K. Kasahara and S. Midorikawa, Phys. Rev. D **83**, 123001 (2011).
- [9] J. A. Formaggio and G. P. Zeller, Rev. Mod. Phys. **84**, 1307 (2012).
- [10] A. Kartavtsev, E. A. Paschos, and G. J. Gounaris, Phys. Rev. D **74**, 054007 (2006).
- [11] A. A. Aguilar-Arevalo *et al.* [MiniBooNE Collaboration], Phys. Rev. Lett. **98**, 231801 (2007).
- [12] A. A. Aguilar-Arevalo *et al.* [MiniBooNE Collaboration], Phys. Lett. B **664**, 41 (2008).
- [13] M. Hasegawa *et al.* [K2K Collaboration], Phys. Rev. Lett. **95**, 252301 (2005).
- [14] H. J. Grabosch *et al.* [SKAT Collaboration], Z. Phys. C **31**, 203 (1986).
- [15] P. Marage *et al.* [BEBC WA59 Collaboration], Z. Phys. C **31**, 191 (1986).
- [16] P. P. Allport *et al.* [BEBC WA59 Collaboration], Z. Phys. C **43**, 523 (1989).
- [17] M. Aderholz *et al.* [E632 Collaboration], Phys. Rev. Lett. **63**, 2349 (1989).
- [18] S. Willocq *et al.* [E632 Collaboration], Phys. Rev. D **47**, 2661 (1993).
- [19] P. Vilain *et al.* [CHARM-II Collaboration], Phys. Lett. B **313**, 267 (1993).
- [20] D. Rein and L. M. Sehgal, Nucl. Phys. B **223**, 29 (1983).
- [21] A. A. Belkov and B. Z. Kopeliovich, Sov. J. Nucl. Phys. **46**, 499 (1987), [Yad. Fiz. **46**, 874 (1987)].
- [22] B. Z. Kopeliovich, Nucl. Phys. Proc. Suppl. **139**, 219 (2005).
- [23] S. S. Gershtein, Y. Y. Komachenko and M. Y. Khlopov, Sov. J. Nucl. Phys. **32**, 861 (1980), [Yad. Fiz. **32**].
- [24] Y. Y. Komachenko and M. Y. Khlopov, Yad. Fiz. **45**, 467 (1987).
- [25] C. Berger and L. M. Sehgal, Phys. Rev. D **79**, 053003 (2009).
- [26] E. A. Paschos and D. Schalla, Phys. Rev. D **80**, 033005 (2009).
- [27] H. C. Kim, S. Schramm and C. J. Horowitz, Phys. Rev. C **53**, 3131 (1996).
- [28] N. G. Kelkar, E. Oset and P. Fernandez de Cordoba, Phys. Rev. C **55**, 1964 (1997).
- [29] S. K. Singh, M. S. Athar and S. Ahmad, Phys. Rev. Lett. **96**, 241801 (2006).
- [30] L. Alvarez-Ruso, L. S. Geng, S. Hirenzaki and M. J. Vicente Vacas, Phys. Rev. C **75**, 055501 (2007), [Phys. Rev. C **80**, 019906 (2009)].
- [31] L. Alvarez-Ruso, L. S. Geng and M. J. Vicente Vacas, Phys. Rev. C **76**, 068501 (2007), [Phys. Rev. C **80**, 029904 (2009)].
- [32] J. E. Amaro, E. Hernandez, J. Nieves and M. Valverde, Phys. Rev. D **79**, 013002 (2009).
- [33] B. Z. Kopeliovich and P. Marage, Int. J. Mod. Phys. A **8**, 1513 (1993).
- [34] <http://pdg.lbl.gov/2014/hadronic-xsections/hadron.html>
- [35] P. Shukla, nucl-th/0112039.
- [36] C. W. De Jager, H. De Vries and C. De Vries, Atom. Data Nucl. Data Tabl. **14**, 479 (1974).
- [37] H. De Vries, C. W. De Jager and C. De Vries, Atom. Data Nucl. Data Tabl. **36**, 495 (1987).
- [38] A. Higuera *et al.* [MINERvA Collaboration], Phys. Rev. Lett. **113** (2014) 26, 261802.