

An Optimal Ancestry Labeling Scheme with Applications to XML Trees and Universal Posets*

Pierre Fraigniaud

CNRS and Univ. Paris Diderot
pierre.fraigniaud@liafa.univ-paris-diderot.fr

Amos Korman

CNRS and Univ. Paris Diderot
amos.korman@liafa.univ-paris-diderot.fr

Abstract

In this paper we solve the *ancestry*-labeling scheme problem which aims at assigning the shortest possible labels (bit strings) to nodes of rooted trees, so that ancestry queries between any two nodes can be answered by inspecting their assigned labels only. This problem was introduced more than twenty years ago by Kannan et al. [STOC '88], and is among the most well-studied problems in the field of informative labeling schemes. We construct an ancestry-labeling scheme for n -node trees with label size $\log_2 n + O(\log \log n)$ bits, thus matching the $\log_2 n + \Omega(\log \log n)$ bits lower bound given by Alstrup et al. [SODA '03]. Our scheme is based on a simplified ancestry scheme that operates extremely well on a restricted set of trees. In particular, for the set of n -node trees with depth at most d , the simplified ancestry scheme enjoys label size of $\log_2 n + 2\log_2 d + O(1)$ bits. Since the depth of most XML trees is at most some small constant, such an ancestry scheme may be of practical use. In addition, we also obtain an *adjacency*-labeling scheme that labels n -node trees of depth d with labels of size $\log_2 n + 3\log_2 d + O(1)$ bits. All our schemes assign the labels in linear time, and guarantee that any query can be answered in constant time.

Finally, our ancestry scheme finds applications to the construction of small *universal* partially ordered sets (posets). Specifically, for any fixed integer k , it enables the construction of a universal poset of size $\tilde{O}(n^k)$ for the family of n -element posets with tree-dimension at most k . Up to lower order terms, this bound is tight thanks to a lower bound of $n^{k-o(1)}$ due to Alon and Scheinerman [Order '88].

*Preliminary results of this paper appeared in the proceedings of the 42nd ACM Symposium on Theory of Computing (STOC), 2010, the 21st ACM-SIAM Symposium on Discrete Algorithms (SODA), 2010, and the 21st ACM Symposium on Parallel Algorithms and Architectures (SPAA), 2009, as part of [21, 22, 23]. This research is supported in part by the ANR project DISPLEXITY, and by the INRIA project GANG.

1 Introduction

1.1 Background and motivation

How to represent a graph in a compact manner is a fundamental data structure question. In most traditional graph representations, the names (or identifiers) given to the nodes serve merely as pointers to entries in a data structure, and thus reveal no information about the graph structure per se. Hence, in a sense, some memory space is wasted for the storage of content-less data. In contrast, Kannan et al. [36] introduced the notion of *informative labeling schemes*, which involves a mechanism for assigning short, yet informative, labels to nodes. Specifically, the goal of such schemes is to assign labels to nodes in such a way that allows one to infer information regarding any two nodes *directly from their labels*. As explicated below, one important question in the framework of informative labeling schemes is how to efficiently encode the ancestry relation in trees. This is formalized as follows.

The ancestry-labeling scheme problem: Given any n -node rooted tree T , label the nodes of T using the shortest possible labels (bit strings) such that, given any pair of nodes u and v in T , one can determine whether u is an *ancestor* of v in T by merely inspecting the labels of u and v .

The following simple ancestry-labeling scheme was suggested in [36]. Given a rooted n -node tree T , perform a DFS traversal in T starting at the root, and provide each node u with a DFS number, $\text{DFS}(u)$, in the range $[1, n]$. (Recall, in a DFS traversal, a node is visited before any of its children, thus, the DFS number of a node is smaller than the DFS number of any of its descendants). The label of a node u is simply the interval $I(u) = [\text{DFS}(u), \text{DFS}(u')]$, where u' is the descendant of u with the largest DFS number. An ancestry query then amounts to an interval containment query between the corresponding labels: a node u is an ancestor of a node v if and only if $I(v) \subseteq I(u)$. Clearly, the *label size*, namely, the maximal number of bits in a label assigned by this ancestry-labeling scheme to any node in any n -node tree, is bounded by $2 \log n$ bits¹.

The $2 \log n$ bits scheme of [36] initiated an extensive research [1, 3, 11, 34, 35, 43] whose goal was to reduce the label size of ancestry-labeling schemes as much as possible. The main motivation behind these works lies in the fact that a small improvement in the label size of ancestry-labeling schemes may contribute to a significant improvement in the performances of XML search engines. Indeed, to implement sophisticated queries, XML documents are viewed as labeled trees, and typical queries over the documents amount to testing relationships between document items, which correspond to ancestry queries among the corresponding tree nodes [2, 18, 48, 49]. XML search engines process such queries using an index structure that summarizes this ancestry information. To allow good performances, a large portion of the XML index structure resides in the main memory. Hence, the length of the labels is a main factor which determines the index size. Thus, due to the enormous size of the Web data, even a small reduction in the label size may contribute significantly to both memory cost reduction and performance improvement. A detailed explanation regarding this application can be found in various papers on ancestry-labeling schemes (see, e.g., [1, 35]).

In [5], Alstrup et al. proved a lower bound of $\log n + \Omega(\log \log n)$ bits for the label size of an ancestry-labeling scheme. On the other hand, thanks to a scheme by Abiteboul et al. [1], the

¹All logarithms in this paper are taken in base 2.

current state of the art upper bound is $\log n + O(\sqrt{\log n})$ bits. Thus, a large gap is still left between the best known upper and lower bounds on the label size. The main result of this paper closes the gap. This is obtained by constructing an ancestry-labeling scheme whose label size matches the aforementioned lower bound.

Our scheme is based on a simplified ancestry scheme that operates extremely well on a restricted set of trees. In particular, for the set of n -node trees with depth at most d , the simplified ancestry scheme enjoys label size of $\log_2 n + 2 \log_2 d + O(1)$ bits. This result can be of independent interest for XML search engines, as a typical XML tree has extremely small depth (cf. [14, 17, 39, 38]). For example, by examining about 200,000 XML documents on the Web, Mignet et al. [38] found that *the average depth of an XML tree is 4, and that 99% of the trees have depth at most 8*. Similarly, Denoyer and Gallinari [17] collected about 650,000 XML trees taken from the Wikipedia collection², and found that *the average depth of a node is 6.72*.

In addition, our ancestry-labeling scheme on arbitrary trees finds applications in the context of universal partially ordered sets (posets). Specifically, the bound on the label size translates to an upper bound on the size of the smallest universal poset for the family of all n -element posets with tree-dimension at most k (see Section 2 for the definitions). It is not difficult to show that the smallest size of such a universal poset is at most n^{2k} . On the other hand, it follows from a result by Alon and Scheinerman [12] that this size is also at least $n^{k-o(1)}$. As we show, it turns out that the real bound is much closer to this lower bound than to the n^{2k} upper bound.

1.2 Related work

1.2.1 Labeling schemes

As mentioned before, following the $2 \log n$ -bit ancestry-labeling scheme in [36], a considerable amount of research has been devoted to improve the upper bound on the label size as much as possible. Specifically, [3] gave a first non-trivial upper bound of $\frac{3}{2} \log n + O(\log \log n)$ bits. In [34], a scheme with label size $\log n + O(d\sqrt{\log n})$ bits was constructed to detect ancestry only between nodes at distance at most d from each other. An ancestry-labeling scheme with label size of $\log n + O(\log n / \log \log n)$ bits was given in [43]. The current state of the art upper bound of $\log n + O(\sqrt{\log n})$ bits was given in [11] (that scheme is described in detail in the journal publication [1] joint with [3]). Following the aforementioned results on ancestry-labeling schemes for general rooted trees, [35] gave an experimental comparison of different ancestry-labeling schemes over XML tree instances that appear in “real life”.

The ancestry relation is the transitive closure of the *parenthood* relation. Hence, the following parenthood-labeling scheme problem is inherently related to the ancestry-labeling scheme problem: given a rooted tree T , label the nodes of T in the most compact way such that one can determine whether u is a *parent* of v in T by merely inspecting the corresponding labels. The parenthood-labeling scheme problem was also introduced in [36], and a very simple parenthood scheme was constructed there, using labels of size at most $2 \log n$ bits. (Actually, [36] considered *adjacency*-labeling schemes in trees rather than parenthood-labeling schemes, however, such schemes are

²XML trees taken from the Wikipedia collection have actually relatively larger depth compared to usual XML trees [16].

equivalent up to a constant number of bits in the label size³). By now, the parenthood-labeling scheme problem is almost completely closed thanks to Alstrup and Rauhe [10], who constructed a parenthood scheme for n -node trees with label size $\log n + O(\log^* n)$ bits. In particular, this bound indicates that encoding ancestry in trees is strictly more costly than encoding parenthood.

Adjacency labeling schemes were studied for other types of graphs, including, general graphs [9], bounded degree graphs [4], and planar graphs [24]. Informative labeling schemes were also proposed for other graph problems, including distance [5, 26, 42], routing [20, 43], flow [31, 33], vertex connectivity [27, 31, 32], and nearest common ancestor in trees [6, 8, 40].

Very recently, Dahlgaard et al. [15] and Alstrup et al. [7] claim to provide asymptotically optimal schemes for the ancestry problem and the adjacency problem on trees, respectively.

1.2.2 Universal posets

When considering infinite posets, it is known that a countable universal poset for the family of all countable posets exists. This classical result was proved several times [19, 29, 30] and, in fact, as mentioned in [28], has motivated the whole research area of category theory.

We later give a simple relation between the label size of *consistent* ancestry-labeling schemes and the size of universal posets for the family of all n -element posets with *tree-dimension* at most k (see Section 2 for the corresponding definitions). The $2 \log n$ -bit ancestry-labeling scheme of [36] is consistent, and thus it provides yet another evidence for the existence of a universal poset with n^{2k} elements for the family of all n -element posets with tree-dimension at most k . It is not clear whether the ancestry-labeling schemes in [3, 11, 34, 43] can be somewhat modified to be consistent and still maintain the same label size. However, even if this is indeed the case, the universal poset for the family of all n -element posets with tree-dimension at most k that would be obtained from those schemes, would be of size $\Omega(n^k 2^{k\sqrt{\log n}})$.

The lower bound of [5] implies a lower bound of $\Omega(n \log n)$ for the number of elements in a universal poset for the family of n -element posets with tree-dimension 1. As mentioned earlier, for fixed $k > 1$, the result of Alon and Scheinerman [12] implies a lower bound of $n^{k-o(1)}$ for the number of elements in a universal poset for the family of n -element posets with tree-dimension at most k .

1.3 Our contributions

The main result of this paper provides an ancestry-labeling scheme for n -node rooted trees, whose label size is $\log n + O(\log \log n)$ bits. This scheme assigns the labels to the nodes of any tree in linear time and guarantees that any ancestry query is answered in constant time. By doing this, we solve the ancestry-labeling scheme problem which is among the main open problems in the field of informative labeling schemes.

³To see this equivalence, observe that one can construct a parenthood-labeling scheme from an adjacency-labeling scheme in trees, as follows. Given a rooted tree T , first label the nodes of T using the adjacency-labeling scheme (which ignores the fact that T is rooted). Then, for each node u , in addition to the label given to it by the adjacency-labeling scheme, add two more bits, for encoding $d(u)$, the distance from u to the root, calculated modulo 3. Now the parenthood-labeling scheme follows by observing that for any two nodes u and v in a tree, u is a parent of v if and only if u and v are adjacent and $d(u) = d(v) - 1$ modulo 3.

Our main scheme is based on a simplified ancestry scheme that is particularly efficient on a restricted set of trees, which includes the set of n -node trees with depth at most d . For such trees, the simplified ancestry scheme enjoys label size of $\log_2 n + 2 \log_2 d + O(1)$ bits. A simple trick allows us to use this latter ancestry-labeling scheme for designing a *parenthood*-labeling scheme for n -node trees of depth at most d using labels of size $\log n + 3 \log d + O(1)$ bits. Each of these two schemes assigns the labels to the nodes of any tree in linear time. The schemes also guarantee that the corresponding queries are answered in constant time.

Our schemes rely on two novel tree-decompositions. The first decomposition, called *spine* decomposition, bears similarities with the classical heavy-path decomposition of Sleator and Tarjan [41]. It is used for the construction of our simplified ancestry-labeling scheme. Our main ancestry-labeling scheme uses another tree-decomposition, called *folding* decomposition. The spine decomposition of the folding decomposition of any tree has a crucial property, that is heavily exploited in the construction of our main labeling scheme.

Finally, we establish a simple relation between compact ancestry-labeling schemes and small universal posets. Specifically, we show that there exists a *consistent* ancestry-labeling scheme for n -node forests with label size ℓ if and only if, for any integer $k \geq 1$, there exists a universal poset with $2^{k\ell}$ elements for the family of n -element posets with tree-dimension at most k . Using this equivalence, and slightly modifying our ancestry-labeling scheme, we prove that for any integer k , there exists a universal poset of size $\tilde{O}(n^k)$ for the family of all n -element posets with tree-dimension at most k . Up to lower order terms⁴, this bound is tight.

1.4 Outline

Our paper is organized as follows. Section 2 provides the essential definitions, including the definition of the spine decomposition. In Section 3 we describe our labeling schemes designed for a restricted family of trees, which includes trees of bounded depth. The main result regarding the construction of the optimal ancestry-labeling scheme is presented in Section 4. Our result concerning small universal posets appears in Section 5. Finally, in Section 6, we conclude our work and introduce some directions for further research on randomized labeling schemes.

2 Preliminaries

Let T be a *rooted* tree, i.e., a tree with a designated node r referred as the *root* of T . A rooted forest is a forest consisting of several rooted trees. The *depth* of a node u in some (rooted) tree T is defined as the smallest number of nodes on the path leading from u to the root. In particular, the depth of the root is 1. The depth of a rooted tree is defined as the maximum depth over all its nodes, and the depth of a rooted forest is defined as the maximum depth over all the trees in the forest.

For two nodes u and v in a rooted tree T , we say that u is an *ancestor* of v if u is one of the nodes on the shortest path in T connecting v and the root r . (An ancestor of v can be v itself; Whenever we consider an ancestor u of a node v , where $u \neq v$, we refer to u as a *strict* ancestor

⁴The \tilde{O} notation hides polylogarithmic terms.

of v). For two nodes u and v in some (rooted) forest F , we say that u is an *ancestor* of v in F if and only if u and v belong to the same rooted tree in F , and u is an ancestor of v in that tree. A node v is a *descendant* of u if and only if u is an ancestor of v . For every non-root node u , let $\text{parent}(u)$ denote the parent of u , i.e., the ancestor of u at distance 1 from it.

The *size* of T , denoted by $|T|$, is the number of nodes in T . The *weight* of a node $u \in T$, denoted by $\text{weight}(u)$, is defined as the number of descendants of u , i.e., $\text{weight}(u)$ is the size of the subtree hanging down from u . In particular, the weight of the root is $\text{weight}(r) = |T|$.

For every integer n , let $\mathcal{T}(n)$ denote the family of all rooted trees of size at most n , and let $\mathcal{F}(n)$ denote the family of all forests of rooted trees, where each forest in $\mathcal{F}(n)$ has at most n nodes.

For two integers $a \leq b$, let $[a, b]$ denote the set of integers $\{a, a + 1, \dots, b\}$. (For $a < b$, we sometimes use the notation $[a, b)$ which simply denotes the set of integers $\{a, a + 1, \dots, b - 1\}$). We refer to this set as an *interval*. For two intervals $I = [a, b]$ and $I' = [a', b']$, we say that $I \prec I'$ if $b < a'$. The *size* of an interval $I = [a, b]$ is $|I| = b - a + 1$, namely, the number of integers in I .

2.1 The spine decomposition

Our ancestry scheme uses a novel decomposition of trees, termed the *spine* decomposition (see Figure 1). This decomposition bears similarities to the classical *heavy-path* decomposition of Sleator and Tarjan [41]. Informally, the spine decomposition is based on a path called *spine* which starts from the root, and goes down the tree along the heavy-path until reaching a node whose heavy child has less than half the number of nodes in the tree. This is in contrast to the heavy-path which goes down until reaching a node v whose heavy child has less than half the number of nodes in the subtree rooted at v . Note that the length of a spine is always at most the length of the heavy-path but can be considerably smaller. (For example, by augmenting a complete binary tree making it slightly unbalanced, one can create a tree with heavy-path of length $\Omega(\log n)$ while its spine is of length $O(1)$.)

Formally, given a tree T in some forest F , we define the *spine* of T as the following path S . Assume that each node v holds its weight $\omega(v)$ (these weights can easily be computed in linear time). We define the construction of S iteratively. In the i th step, assume that the path S contains the vertices v_1, v_2, \dots, v_i , where v_1 is the root r of T and v_j is a child of v_{j-1} , for $1 < j \leq i$. If the weight of a child of v_i is more than half the weight of the root r then this child is added to S as v_{i+1} . (Note, there can be at most one such child of v_i .) Otherwise, the construction of S stops. (Note that the spine may consist of only one node, namely, the root of T .) Let v_1, v_2, \dots, v_s be the nodes of the spine S (Node v_1 is the root r , and v_s is the last node added to the spine). It follows from the definition that if $1 \leq i < j \leq s$ then v_i is a strict ancestor of v_j . The *size* of the spine S is s . We split the nodes of the spine S to two types. Specifically, the root of T , namely v_1 , is called the *apex* node, while all other spine nodes, namely, v_2, v_3, \dots, v_s , are called *heavy* nodes. (Recall that the weight of each heavy node is larger than half the weight of the apex node).

By removing the nodes in the spine S (and the edges connected to them), the tree T breaks into s forests F_1, F_2, \dots, F_s , such that the following properties holds for each $1 \leq i \leq s$:

- **P1.** In T , the roots of the trees in F_i are connected to v_i ;
- **P2.** Each tree in F_i contains at most $|T|/2$ nodes;

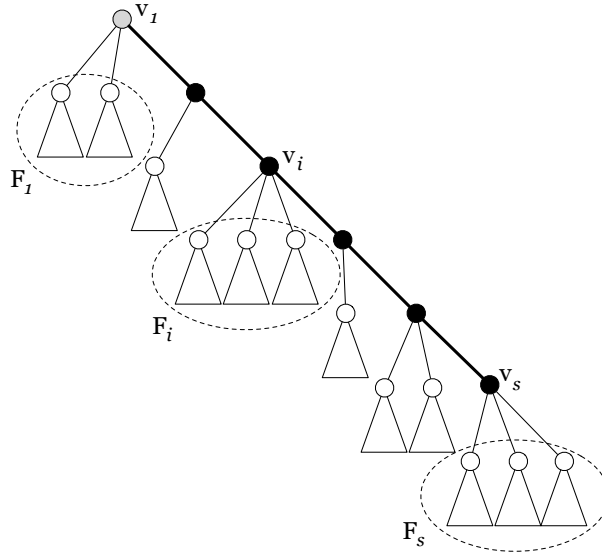


Figure 1: Spine decomposition

- **P3.** The forests F_i are unrelated in terms of the ancestry relation in T .

The spine decomposition is constructed iteratively, where each level of the process follows the aforementioned description. That is, given a forest F , after specifying the spine S of each tree T in F , we continue to the next level of the process, operating in parallel on the forests F_1, F_2, \dots, F_s . The recursion implies that each node is eventually classified as either apex or heavy. The *depth* of the spine decomposition of a forest F , denoted $\text{SPINE-DEPTH}(F)$ is the maximal size of a spine, taken over all spines obtained in the spine decomposition of F . Note that $\text{SPINE-DEPTH}(F)$ is bounded from above by the depth of F .

For any two integers n and d , let $\mathcal{F}(n, d)$ denote the set of all rooted forests with at most n nodes, whose spine decomposition depth is at most d .

2.2 Ancestry labeling schemes

An *ancestry-labeling scheme* $(\mathcal{M}, \mathcal{D})$ for a family \mathcal{F} of forests of rooted trees is composed of the following components:

1. A *marker* algorithm \mathcal{M} that assigns labels (i.e., bit strings) to the nodes of all forests in \mathcal{F} .
2. A *decoder* algorithm \mathcal{D} that given any two labels ℓ_1 and ℓ_2 in the output domain of \mathcal{M} , returns a boolean value $\mathcal{D}(\ell_1, \ell_2)$.

These components must satisfy that if $L(u)$ and $L(v)$ denote the labels assigned by the marker algorithm to two nodes u and v in some rooted forest $F \in \mathcal{F}$, then

$$\mathcal{D}(L(u), L(v)) = 1 \iff u \text{ is an ancestor of } v \text{ in } F.$$

It is important to note that the decoder algorithm \mathcal{D} is independent of the forest F . That is, given the labels of two nodes, the decoder algorithm decides the ancestry relationship between the corresponding nodes without knowing to which forest in \mathcal{F} they belong.

The most common complexity measure used for evaluating an ancestry-labeling scheme is the *label size*, that is, the maximum number of bits in a label assigned by \mathcal{M} , taken over all nodes in all forests in \mathcal{F} . When considering the *query time* of the decoder algorithm, we use the RAM model of computation, and assume that the length of a computer word is $\Theta(\log n)$ bits. Similarly to previous works on ancestry-labeling schemes, our decoder algorithm uses only basic RAM operations (which are assumed to take constant time). Specifically, the basic operations used by our decoder algorithm are the following: addition, subtraction, multiplication, division, left/right shifts, less-than comparisons, and extraction of the index of the least significant 1-bit.

Let \mathcal{F} be a family of forests of rooted trees. We say that an ancestry-labeling scheme $(\mathcal{M}, \mathcal{D})$ for \mathcal{F} is *consistent* if the decoder algorithm \mathcal{D} satisfies the following conditions, for any three pairwise different labels ℓ_1, ℓ_2 and ℓ_3 in the output domain of \mathcal{M} :

- *Anti-symmetry*: if $\mathcal{D}(\ell_1, \ell_2) = 1$ then $\mathcal{D}(\ell_2, \ell_1) = 0$, and
- *Transitivity*: if $\mathcal{D}(\ell_1, \ell_2) = 1$ and $\mathcal{D}(\ell_2, \ell_3) = 1$ then $\mathcal{D}(\ell_1, \ell_3) = 1$.

Note that by the definition of an ancestry-labeling scheme $(\mathcal{M}, \mathcal{D})$, the decoder algorithm \mathcal{D} trivially satisfies the two conditions above if $\ell_i = L(u_i)$ for $i = 1, 2, 3$, and u_1, u_2 and u_3 are different nodes belonging to the same forest in \mathcal{F} .

2.3 Small universal posets

The *size* of a partially ordered set (poset) is the number of elements in it. A poset (X, \leq_X) contains a poset (Y, \leq_Y) as an *induced suborder* if there exists an injective mapping $\phi : Y \rightarrow X$ such that for any two elements $a, b \in Y$: we have

$$a \leq_Y b \iff \phi(a) \leq_X \phi(b).$$

A poset (X, \leq) is called *universal* for a family of posets \mathcal{P} if (X, \leq) contains every poset in \mathcal{P} as an induced suborder. If (X, \leq) and (X, \leq') are orders on the set X , we say that (X, \leq') is an *extension* of (X, \leq) if, for any two elements $x, y \in X$,

$$x \leq y \implies x \leq' y.$$

A common way to characterize a poset (X, \leq) is by its *dimension*, that is, the smallest number of linear (i.e., total order) extensions of (X, \leq) the intersection of which gives rise to (X, \leq) [44]. The following fact is folklore, and its proof straightforward (this proof is however stated for the sake of completeness).

Fact 1 *The smallest size of a universal poset for the family of n -element posets with dimension at most k is at most n^k .*

Proof. Let \leq be the natural total order defined on the set of integers. We present a universal poset (U, \preceq) for the family of n -element posets with dimension at most k . The set of elements U is

$$U = [1, n]^k = \{u = (u_1, u_2, \dots, u_k) \mid u_i \in [1, n] \text{ for all } i \in [1, k]\},$$

and the relation \preceq is defined for two elements $u, v \in U$ by:

$$u \preceq v \iff u_i \leq v_i, \forall i \in [1, k].$$

Clearly U has n^k elements. Now consider any n -element poset (X, \trianglelefteq) with dimension at most k . For $i \in [1, k]$, let (L_i, \leq_i) be the total orders the intersection of which gives rise to (X, \trianglelefteq) . By the definition of intersection, there exists a collection of injective mappings $\psi_i : X \rightarrow L_i$ such that for any two elements $x, y \in X$, we have

$$x \trianglelefteq y \iff \psi_i(x) \leq_i \psi_i(y), \forall i \in [1, k].$$

For every $i \in [1, k]$, since (L_i, \leq_i) is a total order, it is isomorphic to $([1, n], \leq)$, that is, there exists an injective and onto mapping $\phi_i : L_i \rightarrow [1, n]$ such that for $a, b \in L_i$, we have

$$a \leq_i b \iff \phi_i(a) \leq \phi_i(b).$$

We define the mapping $f : X \rightarrow U$ so that for any $x \in X$, we have the i th coordinate $f(x)_i \in [1, n]$ of $f(x)$ be defined as $f(x)_i = \phi_i \circ \psi_i(x)$. The fact that f preserves the order \trianglelefteq , i.e., the fact that, for every $x, y \in X$,

$$x \trianglelefteq y \iff f(x) \preceq f(y).$$

is now immediate. □

Another way of characterizing a poset (X, \leq) is by its *tree-dimension*. A poset (X, \leq) is a *tree*⁵ [13, 46] if, for every pair x and y of incomparable elements in X , there does not exist an element $z \in X$ such that $x \leq z$ and $y \leq z$. (Observe that the Hasse diagram [44] of a tree poset is a forest of rooted trees). The *tree-dimension* [13] of a poset (X, \leq) is the smallest number of tree extensions of (X, \leq) the intersection of which gives rise to (X, \leq) .

For any two positive integers n and k , let $\mathcal{P}(n, k)$ denote the family of all n -element (non-isomorphic) posets with tree-dimension at most k . The following fact follows rather directly from previous work.

Fact 2 Fix an integer k and let $M(n)$ denote the smallest size of a universal poset for $\mathcal{P}(n, k)$. We have $n^{k-o(1)} \leq M(n) \leq n^{2k}$.

Proof. The fact that the smallest size of a universal poset for $\mathcal{P}(n, k)$ is at most n^{2k} follows from Fact 1, and from the well known fact that the dimension of a poset is at most twice its tree-dimension⁶. For the other direction, Alon and Scheinerman showed that the number of non-isomorphic n -element posets with dimension at most k is at least $n^{n(k-o(1))}/n!$ (this result is explicit

⁵Note that the term “tree” for ordered sets is used in various senses in the literature, see e.g., [45].

⁶This follows from the fact that a tree-poset $T = (X, \preceq)$ has dimension at most 2. Indeed, consider the two linear orders for T obtained as follows. We perform two DFS traversals over the Hasse diagram of T , which is a directed forest F , starting from the root in each tree in F , so that to provide every element x with two DFS numbers, $\text{DFS}_1(x)$ and $\text{DFS}_2(x)$. DFS_1 is arbitrary, and DFS_2 reverses the order in which the trees are considered in DFS_1 , and in which the children are visited in DFS_1 , so that $x \preceq y$ if and only if $\text{DFS}_1(x) \leq \text{DFS}_1(y)$ and $\text{DFS}_2(x) \leq \text{DFS}_2(y)$.

in the proof of Theorem 1 in [12]). Since the dimension of a poset is at least its tree-dimension, this result of [12] yields also a lower bound on the number of non-isomorphic n -element posets with tree-dimension at most k , specifically, we have

$$n^{n(k-o(1))}/n! \leq |\mathcal{P}(n, k)| .$$

On the other hand,

$$|\mathcal{P}(n, k)| \leq \binom{M(n)}{n}$$

by definition of $M(n)$. Therefore, by combining the above two inequalities, it directly follows that $M(n) \geq n^{k-o(1)}$. \square

3 Labeling schemes for forests with bounded spine decomposition depth

In this section we construct an efficient ancestry-labeling scheme for forests with bounded spine decomposition depth. Specifically, for forests with spine decomposition depth at most d , our scheme enjoys label size of $\log n + 2 \log d + O(1)$ bits. (Note that the same bound holds also for forests with depth at most d .) Moreover, our scheme has $O(1)$ query time and $O(n)$ construction time.

3.1 Informal description

Let us first explain the intuition behind our construction. Similarly to the simple ancestry scheme in [36], we map the nodes of forests to a set of intervals \mathcal{I} , in a way that relates the ancestry relation in each forest with the partial order defined on intervals through containment. I.e., a label of a node is simply an interval, and the decoder decides the ancestry relation between two given nodes using the interval containment test on the corresponding intervals. While the number of intervals used for the scheme in [36] is $O(n^2)$, we managed to show that, if we restrict our attention to forests with spine decomposition depth bounded by d , then one can map the set of such forests to a set of intervals \mathcal{I} , whose size is only $|\mathcal{I}| = O(nd^2)$. Since a label is a pointer to an interval in \mathcal{I} , the bound of $\log n + 2 \log d + O(1)$ bits for the label size follows. In fact, we actually manage to provide an explicit description of each interval, still using $\log n + 2 \log d + O(1)$ bits, so that to achieve constant query time.

3.1.1 Intuition

Let $\mathcal{F}(n, d)$ be the family of all forests with at most n nodes and spine decomposition depth at most d . The challenge of mapping the nodes of forests in $\mathcal{F}(n, d)$ to a small set of intervals \mathcal{I} is tackled recursively, where the recursion is performed over the number of nodes. That is, for $k = 1, 2, \dots, \log n$, level k of the recursion deals with forests of size at most 2^k . When handling the next level of the recursion, namely level $k + 1$, the difficult case is when we are given a forest F containing a tree T of size larger than 2^k , i.e., $2^k < |T| \leq 2^{k+1}$. Indeed, trees in F of size at most

2^k are essentially handled at level k of the recursion. To map the nodes of Tree T , we use the spine decomposition (see Subsection 2.1).

Recall the spine $S = (v_1, \dots, v_s)$ of T and the forests F_1, F_2, \dots, F_s , obtained by removing S from T . Broadly speaking, Properties P2 and P3 of the spine decomposition give hope that the forests F_i , $i = 1, 2, \dots, s$, could be mapped relying on the previous level k of the recursion. Once we guarantee this, we map the s nodes of the spine S in a manner that respects the ancestry relations. That is, the interval associated with a spine node v_i must contain all intervals associated with descendants of v_i in T , which are, specifically, all the spine nodes v_j , for $j > i$, as well as all nodes in F_j , for $j \geq i$. Fortunately, the number of nodes on the spine is $s \leq d$, hence we need to deal with only few such nodes.

The intervals in \mathcal{I} are classified into $\log n$ levels. These interval levels correspond to the levels of the recursion in a manner to be described. Level k of the recursion maps forests (of size at most 2^k) into \mathcal{I}_k , the set of intervals of level at most k . In fact, even in levels of recursion higher than k , the nodes in forests containing only trees of size at most 2^k are mapped into \mathcal{I}_k . (In particular, a forest consisting of n singleton nodes is mapped into \mathcal{I}_1 .) Regarding level $k + 1$, a forest of size at most 2^{k+1} contains at most one tree T , where $2^k < |T| \leq 2^{k+1}$. In such a case, the nodes on the spine S of T are mapped to level- $(k + 1)$ intervals, and the forests F_1, F_2, \dots, F_s are mapped to \mathcal{I}_k .

As mentioned before, to have the ancestry relations in T correspond to the inclusion relations in \mathcal{I} , the level- $(k + 1)$ interval $I(v_i)$ to which some spine node v_i is mapped, must contain the intervals associated with nodes which are descendants of v_i in T . In particular, $I(v_i)$ must contain all the intervals associated with the nodes in the forests F_i, F_{i+1}, \dots, F_s . Since the number of such intervals is at least $\sum_{j=1}^i |F_j|$ (note, this value can be close to 2^{k+1}), the length of $I(v_i)$ must be relatively large. Moreover, since level-1 intervals are many (at least n because they need to be sufficiently many to handle a forest containing n singleton nodes), and since \mathcal{I} contains all level- k intervals, for $\log n$ values of k , we want the number of level- k intervals to decrease with k , so that the total number of intervals in \mathcal{I} will remain small (recall, we would like to have $|\mathcal{I}| = O(nd^2)$). Summing up the discussion above, in comparison with the set of level- k intervals, we would like the set of level- $(k + 1)$ intervals to contain fewer but wider intervals.

Example 1 *Let us consider the example depicted in Figure 2. We have a tree T of size roughly 2^{k+1} , with two spine nodes v_1 and v_2 and two corresponding forests F_1 and F_2 . We would like to map v_2 to some interval $I(v_2)$ and map all nodes in F_2 to intervals contained in $I(v_2)$. In addition, we would like to map v_1 to some interval $I(v_1)$ containing $I(v_2)$, and map all nodes in F_1 to intervals contained in $I(v_1) \setminus I(v_2)$.*

The mapping in the above example can be done using the method in [36]. Specifically, v_1 is mapped to $I(v_1) = [1, n]$, and v_2 is mapped to $I(v_2) = [n - |F_2| + 1, n]$. The nodes of F_2 are mapped to intervals, all of which are contained in $I(v_2)$, and the nodes of F_1 are mapped to intervals which are contained in $I(v_1) \setminus I(v_2)$. Note that this scheme guarantees that all intervals are contained in $[1, n]$. One of the crucial properties making this mapping possible is that fact that the interval $I(v_2) = [n - |F_2| + 1, n]$ exists in the collection of intervals used in [36], for all possible sizes of F_2 . Unfortunately, this property requires many intervals of level $k + 1$, which is undesirable (the scheme in [36] uses n^2 intervals in total). In a sense, restricting the number of level- $(k + 1)$ intervals costs us, for example, the inability to use an interval $I(v_2)$ that precisely

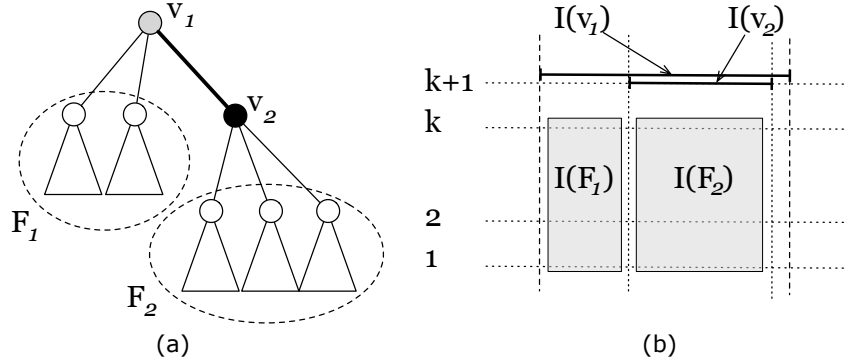


Figure 2: Illustration of Example 1

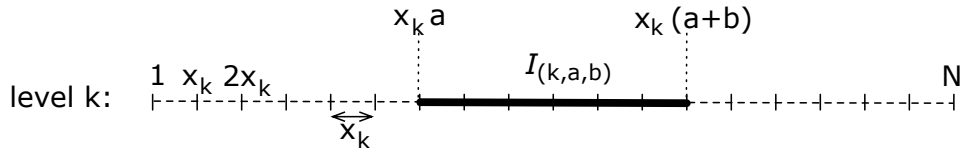


Figure 3: A level- k interval $I_{k,a,b}$

covers the set of intervals associated with F_2 . In other words, in some cases, $I(v_2)$ must strictly contain $I(F_2) := \bigcup_{v \in F_2} I(v)$. In particular, we cannot avoid having $|I(v_2)| \geq x + |I(F_2)|$, for some (perhaps large) positive x . In addition, the nodes in F_1 must be mapped to intervals contained in some range that is outside of $I(v_2)$ (say, to the left of Interval $I(v_2)$), and Node v_1 must be mapped to an interval $I(v_1)$ that contains all these intervals, as well as $I(v_2)$. Hence, we cannot avoid having $|I(v_1)| \geq x + x' + |I(F_2)| + |I(F_1)|$, for positive integers x and x' . Therefore, the total slack (in this case, coming from x and x'), does not only propagate over the s spine nodes, but also propagates up the levels. One of the artifacts of this propagation is the fact that we can no longer guarantee that all intervals are contained in $[1, n]$ (as guaranteed by the scheme of [36]). Somewhat surprisingly, we still manage to choose the parameters to guarantee that all intervals in \mathcal{I} are contained in the range $[1, N]$, where $N = O(n)$.

Being slightly more formal, we introduce a hierarchy of intervals called *bins*. A bin J of level k is an interval of length $c_k 2^k$, i.e., $|J| = c_k 2^k$, for some value c_k to be described. Intuitively, the length $c_k 2^k$ corresponds to the smallest length of a bin J for which our scheme enables the proper mapping of any forest of size at most 2^k to J . It is important to note that this property is *shift-invariant*, that is, no matter where in $[1, N]$ this bin J is, the fact that its length is at least $c_k 2^k$ should guarantee that it can potentially contain all intervals associated with a forest of size at most 2^k . Because of the aforementioned unavoidable (non-negligible) slack that propagates up the levels, we must allow c_k to increase with k .

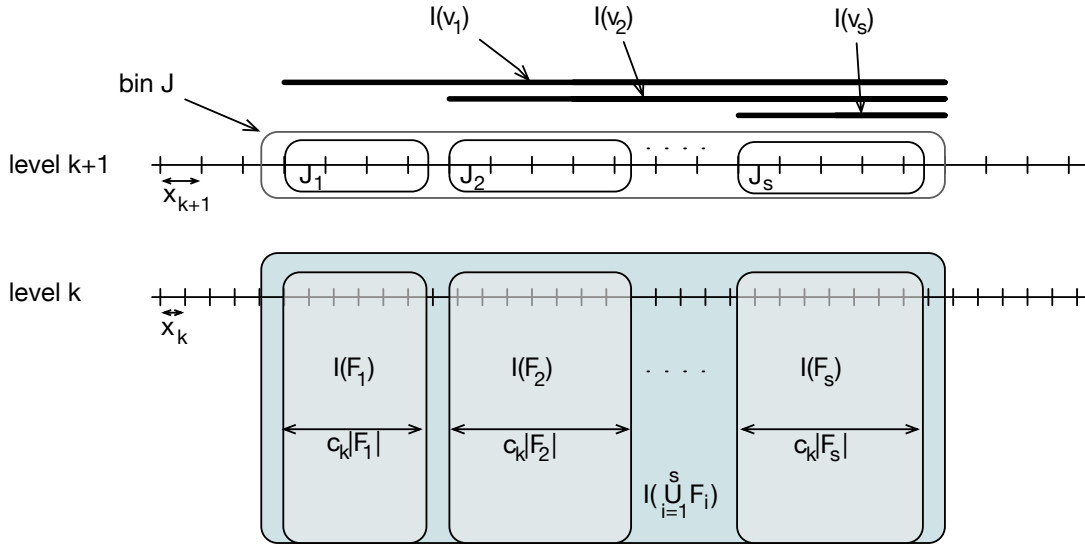


Figure 4: Overview of the bins and intervals assignment in level $k + 1$

3.1.2 The intuition behind the tuning of the parameters

We now describe the set of intervals \mathcal{I} , and explain the intuition behind the specific choice of parameters involved. Consider a level k , and fix a *resolution* parameter x_k for interval-level k , to be described later. Let $A_k \approx N/x_k$ and $B_k \approx c_k 2^k/x_k$. The level- k intervals are essentially all intervals in $[1, N]$ which are of the form:

$$I_{k,a,b} = [a x_k, (a + b) x_k] \quad \text{where } a \in [1, A_k] \text{ and } b \in [1, B_k]. \quad (1)$$

See Figure 3. The resolution parameter x_k is chosen to be monotonically increasing with k in a manner that will guarantee fewer intervals of level k , as k is increasing. Moreover, the largest possible length of an interval of level k is $x_k B_k = c_k 2^k$, which is the length of a bin sufficient to accommodate the intervals of a tree of size at most 2^k . This length is monotonically increasing with the level k , as desired.

Consider now a bin J of length $c_{k+1} 2^{k+1}$ located somewhere in $[1, N]$. This bin J should suffice for the mapping of a tree T of size 2^{k+1} . By executing the spine decomposition, we obtain the spine nodes v_1, v_2, \dots, v_s and the forests F_1, F_2, \dots, F_s (see Figure 1). We allocate a level- $(k + 1)$ interval $I(v_i)$ to each spine node v_i , and a bin $J_i \subseteq J$ to each forest F_i , $i = 1, \dots, s$, in the same spirit as we did in the specific Example 1 (see Figure 2).

The general allocation is illustrated in Figure 4. Since $I(v_1)$ is of the form $I_{k+1,a,b}$, and should be included in Bin J , and since this interval $I(v_1)$ must contain all intervals assigned to nodes in F_1 , Bin J_1 is chosen to start at the leftmost multiple of x_{k+1} in Bin J . Note that F_1 contains trees of size at most 2^k each. Hence, by induction on k , each of these trees, T' , can be properly mapped to any bin of size $c_k |T'|$. Therefore, setting J_1 of size $c_k |F_1|$ suffices to properly map all trees in F_1 . The bin J_2 , of size $c_k |F_2|$, is then chosen to start at the leftmost multiple of x_{k+1} to the right of the

end point of J_1 , in the bin J . And so on: we set J_i of size $c_k|F_i|$, and place it in J so that to start at the leftmost multiple of x_{k+1} to the right of the end point of J_{i-1} , $1 < i \leq s$. The level- $(k+1)$ intervals associated to the spine nodes are then set as follows. For $i = 1, \dots, s$, the interval $I(v_i)$ starts at the left extremity of J_i (which is a multiple of the resolution x_{k+1}). All these intervals end at the same point in $[1, N]$, which is chosen as the leftmost multiple of x_{k+1} to the right of J_s , in J . Putting the right end-point of J at the point where all the intervals of spine nodes end, suffices to guarantee that J includes all the intervals $I(v_i)$, and all the bins J_i , for $i = 1, \dots, s$.

Observe that the length of $I(v_s)$ must satisfy $|I(v_s)| \approx c_k|F_s| + x_{k+1}$, where the slack of x_{k+1} comes from the fact that the interval must start at a multiple of the resolution x_{k+1} . More generally, for $1 \leq i < s$, the length of $I(v_i)$ must satisfy

$$|I(v_i)| \approx c_k|F_i| + x_{k+1} + |I(v_{i+1})| \approx c_k \left(\sum_{j=i}^s |F_j| \right) + i \cdot x_{k+1}.$$

Therefore, the length of $I(v_1)$ must satisfy $|I(v_1)| \approx c_k \left(\sum_{i=1}^s |F_i| \right) + s \cdot x_{k+1} \approx c_k \cdot 2^{k+1} + s \cdot x_{k+1}$. Now, since J may start at any point between two multiples of the resolution x_{k+1} , we eventually get that setting the bin J to be of length $|J| \approx c_k \cdot 2^{k+1} + (s+1) \cdot x_{k+1}$ suffices. Since s can be at most the spine decomposition depth d , we must have $|J|$ be approximately $c_{k+1}2^{k+1} \approx c_k 2^{k+1} + d \cdot x_{k+1}$. To agree with the latter approximation, we choose the values of c_k so that:

$$c_{k+1} - c_k \approx \frac{d \cdot x_{k+1}}{2^{k+1}}. \quad (2)$$

Ultimately, we would like to map that whole n -node forest to a bin of size $c_{\log n} \cdot n$. This bin must fit into $[1, N]$, hence, the smallest value N that we can choose is $c_{\log n} \cdot n$. Since we also want the value of N to be linear in n , we choose the c_k 's so that $c_{\log n} = O(1)$. Specifically, for $k = 1, 2, \dots, \log n$, we set

$$c_k \approx \sum_{j=1}^k \frac{1}{j^{1+\epsilon}}$$

for some small $\epsilon > 0$. Note that $c_k \geq 1$ for each k , and the c_k 's are increasing with k . Moreover, we take ϵ large enough so that the sum $\sum_{j=1}^{\infty} 1/j^{1+\epsilon}$ converges. Hence, all the c_k 's are bounded from above by some constant γ . In particular, $c_{\log n} \leq \gamma$, and thus $N = O(n)$. The fact that all c_k 's are bounded, together with Equation 2, explains why we choose

$$x_k \approx \frac{2^k}{d \cdot k^{1+\epsilon}}.$$

This choice for the resolution parameter x_k implies that the number of level- k intervals is

$$O(A_k \cdot B_k) = O(nd^2 k^{2(1+\epsilon)} / 2^k),$$

yielding a total of $O(nd^2)$ intervals in \mathcal{I} , as desired. In fact, in order to reduce the label size even further, by playing with the constant hidden in the big- O notation, we actually choose ϵ less than a constant. Indeed, we will later pick

$$c_k \approx \sum_{j=1}^k \frac{1}{j \log^2 j} \quad \text{and} \quad x_k \approx \frac{2^k}{d \cdot k \log^2 k}.$$

3.2 The ancestry scheme

We now turn to formally describe the desired ancestry-labeling scheme $(\mathcal{M}, \mathcal{D})$ for $\mathcal{F}(n, d)$. For simplicity, assume without loss of generality that n is a power of 2.

3.2.1 The marker algorithm \mathcal{M}

We begin by defining the set $\mathcal{I} = \mathcal{I}(n, d)$ of intervals. For integers a, b and k , let

$$I_{k,a,b} = [a x_k, (a+b) x_k)$$

where

$$x_1 = 1 \text{ and } x_k = \left\lceil \frac{2^{k-1}}{(d+1)k \log^2 k} \right\rceil \text{ for } k > 1.$$

For integer $1 \leq k \leq \log n$, let c_k be defined as follows. Let $c_1 = 1$, and, for any k , $2 < k \leq \log n$, let

$$c_k = c_{k-1} + 1/k \log^2 k = 1 + \sum_{j=2}^k 1/j \log^2 j .$$

Note that the sum $\sum_{j \geq 2} 1/j \log^2 j$ converges, and hence all the c_k 's are bounded from above by some constant

$$\gamma = 1 + \sum_{j=2}^{\infty} 1/j \log^2 j .$$

Let us set:

$$N = \gamma n.$$

Then let $A_1 = N$, $B_1 = 0$, and, for $k = 2, \dots, \log n$, let us set

$$A_k = 1 + \left\lceil \frac{N(d+1)k \log^2 k}{2^{k-1}} \right\rceil \text{ and } B_k = \lceil 2c_k(d+1)k \log^2 k \rceil$$

Next, define the set of level- k intervals:

$$\mathcal{S}_k = \{I_{k,a,b} \mid a \in [1, A_k], \text{ and } b \in [1, B_k]\}.$$

Finally, define the set of intervals of level at most k as

$$\mathcal{I}_k = \bigcup_{i=1}^k \mathcal{S}_i ,$$

and let

$$\mathcal{I} = \mathcal{I}_{\log n} .$$

Definition 1 *Let $F \in \mathcal{F}(n, d)$. We say that a one-to-one mapping $I : F \rightarrow \mathcal{I}$ is a legal-containment mapping if, for every two nodes $u, v \in F$, we have*

$$u \text{ is an ancestor of } v \text{ in } F \iff I(v) \subseteq I(u).$$

Note that since a legal-containment mapping is one-to-one, we get that if u is a strict ancestor of v in F , then $I(v) \subset I(u)$, and vice-versa.

We first wish to show that there exists a legal-containment mapping from every forest in $\mathcal{F}(n, d)$ into \mathcal{I} . For this purpose, we introduce the concept of a *bin*, which is simply an interval of integers. For a bin J , and for any integer k , $1 \leq k \leq \log n$, we use the following notation:

$$\mathcal{I}_k(J) = \{I_{i,a,b} \in \mathcal{I}_k \mid I_{i,a,b} \subseteq J\}.$$

I.e., $\mathcal{I}_k(J)$ is the set of all intervals of level at most k which are contained in the bin J .

Claim 1 *Let F be a forest, and let F_1, F_2, \dots, F_t be pairwise-disjoint forests such that $\cup_{i=1}^t F_i = F$. Let J be a bin and let J_1, J_2, \dots, J_t be a partition of J into t pairwise-disjoint bins, i.e., $J = \cup_{i=1}^t J_i$ with $J_i \cap J_j = \emptyset$ for any $1 \leq i < j \leq t$. For any level k , $1 \leq k \leq \log n$, if there exists a legal-containment mapping from F_i to $\mathcal{I}_k(J_i)$ for every i , $1 \leq i \leq t$, then there exists a legal-containment mapping from F to $\mathcal{I}_k(J)$.*

Proof. The proof follows directly from the definitions above. More specifically, for every integer i , $1 \leq i \leq t$, we embed the forest F_i into $\mathcal{I}_k(J_i)$ using a legal-containment mapping. For two nodes v and u in the same forest F_i , the condition specified in Definition 1, namely, that u is an ancestor of v in F if and only if $I(v) \subseteq I(u)$, holds by the fact that each F_i is embedded using a legal-containment mapping. On the other hand, if v and u are in two different forests F_i and F_j , then the condition holds simply because $J_i \cap J_j = \emptyset$. \square

We are now ready to state the main technical lemma of this section.

Lemma 1 *For every k , $1 \leq k \leq \log n$, every forest $F \in \mathcal{F}(2^k, d)$, and every bin $J \subseteq [1, N)$, such that $|J| = \lfloor c_k |F| \rfloor$, there exists a legal-containment mapping from F into $\mathcal{I}_k(J)$. Moreover this mapping can be computed in $O(|F|)$ time.*

Proof. We prove the lemma by induction on k . The case $k = 1$ is simple and can be verified easily. Assume now that the claim holds for k with $1 \leq k < \log n$, and let us show that it also holds for $k + 1$. Let F be a forest of size $|F| \leq 2^{k+1}$, and let $J \subseteq [1, N)$ be a bin, such that $|J| = \lfloor c_{k+1} |F| \rfloor$. Our goal is to show that there exists a legal-containment mapping of F into $\mathcal{I}_{k+1}(J)$. We consider two cases.

- **The simpler case:** when all the trees in F are of size at most 2^k . For this case, we show that there exists a legal-containment mapping of F into $\mathcal{I}_k(J)$ for every bin $J \subseteq [1, N)$ such that $|J| = \lfloor c_k |F| \rfloor$. (Note that this claim is slightly stronger than what is stated in Lemma 1)⁷.

Let T_1, T_2, \dots, T_t be an arbitrary enumeration of the trees in F . We divide the given bin J of size $\lfloor c_k |F| \rfloor$ into $t + 1$ disjoint sub-bins $J = J_1 \cup J_2 \dots \cup J_t \cup J'$, where $|J_i| = \lfloor c_k |T_i| \rfloor$ for every i , $1 \leq i \leq t$. This can be done because $\sum_{i=1}^t \lfloor c_k |T_i| \rfloor \leq \lfloor c_k |F| \rfloor = |J|$. By the induction hypothesis, we have a legal-containment mapping of T_i into $\mathcal{I}_k(J_i)$ for every i , $1 \leq i \leq t$. The stronger claim thus follows by Claim 1.

⁷Indeed, we show that the size of Bin J can be only $\lfloor c_k |F| \rfloor$, which is smaller than $\lfloor c_{k+1} |F| \rfloor$ (that is, the size required to prove the lemma) by an additive term of $-|F|/(k+1) \log^2(k+1)$.

Observe that, in the above, the enumeration of the trees T_1, T_2, \dots, T_t in F was *arbitrary*. In the context of our general scheme described in the next section, it is important to enumerate these trees in a specific order. Once this order is fixed, we can implement the mapping of F by choosing the disjoint sub-bins J_1, \dots, J_t of J , so that J_i is “to the left” of J_{i+1} , i.e., $J_i \prec J_{i+1}$, for $i = 1, \dots, t-1$. This will guarantee that all the intervals associated with the nodes in T_i are “to the left” of all the intervals associated with a nodes of T_j , for every $1 \leq i < j \leq t$. We state this observation as a fact, for further reference in the next section.

Fact 3 *Let ℓ be a positive integer. Let T_1, T_2, \dots, T_t be an arbitrary enumeration of the trees in a forest F , all of size at most 2^ℓ , and let $J \subseteq [1, N)$ be a bin with $|J| = \lfloor c_\ell |F| \rfloor$. Then, our legal-containment mapping from F into $\mathcal{I}_\ell(J)$ guarantees that for every $u \in T_i$ and $v \in T_j$ where $j > i$, we have $I(u) \prec I(v)$.*

• **The more involved case:** when one of the subtrees in F , denoted by \widehat{T} , contains more than 2^k nodes. Our goal now is to show that for every bin $\widehat{J} \subseteq [1, N)$, where $|\widehat{J}| = \lfloor c_{k+1} |\widehat{T}| \rfloor$, there exists a legal-containment mapping of \widehat{T} into $\mathcal{I}_{k+1}(\widehat{J})$. Indeed, once this is achieved we can complete the proof as follows. Let $F_1 = F \setminus \widehat{T}$, and $F_2 = \widehat{T}$. Similarly to the simple case above, let J_1 and J_2 be two consecutive intervals in J (starting at the leftmost point in J) such that $|J_1| = \lfloor c_k |F_1| \rfloor$ and $|J_2| = |\widehat{J}|$. Since we have a legal-containment mapping that maps F_1 into $\mathcal{I}_k(J_1)$, and one that maps F_2 into $\mathcal{I}_{k+1}(J_2)$, we get the desired legal-containment mapping of F into $\mathcal{I}_{k+1}(J)$ by Claim 1. (The legal-containment mapping of F_1 into $\mathcal{I}_k(J_1)$ can be done by the induction hypothesis, because $|F_1| \leq 2^k$.)

For the rest of the proof, our goal is thus to prove the following claim:

Claim 2 *For every tree T of size $2^k < |T| \leq 2^{k+1}$, and every bin $J \subseteq [1, N)$, where $|J| = \lfloor c_{k+1} |T| \rfloor$, there exists a legal-containment mapping of T into $\mathcal{I}_{k+1}(J)$.*

In order to prove the claim, we use the spine decomposition described in Subsection 2.1. Recall the spine $S = (v_1, v_2, \dots, v_s)$, and the corresponding forests F_1, F_2, \dots, F_s . The given bin J can be expressed as $J = [\alpha, \alpha + \lfloor c_{k+1} |T| \rfloor)$ for some integer $\alpha < N - \lfloor c_{k+1} |T| \rfloor$. We now describe how we allocate the sub-bins J_1, J_2, \dots, J_s of J so that, later, we will map each F_i to $\mathcal{I}_k(J_i)$.

The sub-bins J_1, J_2, \dots, J_s of J : For every $i = 1, \dots, s$, we now define a bin J_i associated with F_i . Let us first define J_1 . Let a_1 be the smallest integer such that $\alpha \leq a_1 x_{k+1}$. We let

$$J_1 = [a_1 x_{k+1}, a_1 x_{k+1} + \lfloor c_k |F_1| \rfloor) .$$

Assume now that we have defined the interval $J_i = [a_i x_{k+1}, a_i x_{k+1} + \lfloor c_k |F_i| \rfloor)$ for $1 \leq i < s$. We define the interval J_{i+1} as follows. Let b_i be the smallest integer such that $\lfloor c_k |F_i| \rfloor \leq b_i x_{k+1}$, that is

$$(b_i - 1)x_{k+1} < \lfloor c_k |F_i| \rfloor \leq b_i x_{k+1} . \tag{3}$$

Then, let $a_{i+1} = a_i + b_i$, and define

$$J_{i+1} = [a_{i+1} x_{k+1}, a_{i+1} x_{k+1} + \lfloor c_k |F_{i+1}| \rfloor) .$$

Hence, for $i = 1, 2, \dots, s$, we have $|J_i| = \lfloor c_k |F_i| \rfloor$. Moreover,

$$J_i \subseteq [a_i x_{k+1}, (a_i + b_i) x_{k+1}] = I_{k+1, a_i, b_i}. \quad (4)$$

Also observe that, for every i , $1 \leq i \leq s - 1$, we have:

$$J_i \prec J_{i+1}. \quad (5)$$

Since $a_1 x_{k+1} < \alpha + x_{k+1}$, and since we have a ‘‘gap’’ of at most $x_{k+1} - 1$ between any consecutive sub-bins J_i and J_{i+1} , we get that

$$\bigcup_{i=1}^s I_{k+1, a_i, b_i} \subseteq \left[\alpha, \alpha + (s + 1)(x_{k+1} - 1) + \lfloor c_k |T| \rfloor \right].$$

Now, since $s \leq d$ and $2^k < |T|$, and since $(d + 1)(x_{k+1} - 1) \leq \left\lfloor \frac{2^k}{(k+1) \log^2(k+1)} \right\rfloor$, it follows that,

$$\bigcup_{i=1}^s I_{k+1, a_i, b_i} \subseteq \left[\alpha, \alpha + \left\lfloor \frac{|T|}{(k+1) \log^2(k+1)} + c_k |T| \right\rfloor \right] = [\alpha, \alpha + \lfloor c_{k+1} |T| \rfloor] = J. \quad (6)$$

Since $\bigcup_{i=1}^s J_i \subseteq \bigcup_{i=1}^s I_{k+1, a_i, b_i}$, we finally get that

$$\bigcup_{i=1}^s J_i \subseteq J.$$

On the other hand, since, for $1 \leq i \leq s$, the length of J_i is $\lfloor c_k |F_i| \rfloor$, and since each tree in F_i contains at most 2^k nodes, we get, by the induction hypothesis, that there exists a legal-containment mapping of each F_i into $\mathcal{I}_k(J_i)$. We therefore get a legal-containment mapping from $\bigcup_i^s F_i$ to $\mathcal{I}_k(J)$, by Claim 1.

By Equation 5, we have $J_i \prec J_{i+1}$ for every i , $i = 1, 2, \dots, s - 1$. This guarantees that all the intervals associated with the nodes in F_i are ‘‘to the left’’ of all the intervals associated with a nodes of F_j , for every $1 \leq i < j \leq s$. We state this observation as a fact, for further reference in the next section.

Fact 4 *Let ℓ be a positive integer. Let F_1, F_2, \dots, F_s be the forests of the spine $S = (v_1, v_2, \dots, v_s)$ of the tree T with $2^{\ell-1} < |T| \leq 2^\ell$, and let $J \subseteq [1, N)$ be a bin satisfying $|J| = \lfloor c_\ell |T| \rfloor$. Our legal-containment mapping from T into $\mathcal{I}_\ell(J)$ guarantees that, for every $u \in F_i$ and $v \in F_j$ where $j > i$, we have $I(u) \in J_i$ and $I(v) \in J_j$, and hence $I(u) \prec I(v)$.*

It is now left to map the nodes in the spine S into $\mathcal{I}_{k+1}(J)$, in a way that respects the ancestry relation.

The mapping of spine nodes into level- $(k + 1)$ intervals: For every i , $1 \leq i \leq s$, let $\widehat{b}_i = \sum_{j=i}^s b_j$ where the b_j s are defined by Equation 3. We map the node v_i of the spine to the interval

$$I(v_i) = I_{k+1, a_i, \widehat{b}_i}.$$

Observe that, by this definition,

$$I(v_i) = \bigcup_{j=i}^s I_{k+1, a_i, b_i} .$$

By Equations 4 and 6, we get

$$\bigcup_{j=i}^s J_j \subseteq I(v_i) \subseteq J .$$

To show that $I(v_i)$ is indeed in $\mathcal{I}_{k+1}(J)$, we still need to show that $a_i \in [1, A_{k+1}]$ and $\widehat{b}_i \in [1, B_{k+1}]$. Before showing that, let us make the following observation resulting from the combination of Equation 5 and Fact 4, to be used for further reference in the next section.

Fact 5 *Let ℓ be a positive integer. Let F_1, F_2, \dots, F_s be the forests of the spine $S = (v_1, v_2, \dots, v_s)$ of the tree T with $2^{\ell-1} < |T| \leq 2^\ell$, and let $J \subseteq [1, N)$ be a bin satisfying $|J| = \lfloor c_\ell |T| \rfloor$. Our legal-containment mapping from T into $\mathcal{I}_\ell(J)$ guarantees that, for every $u \in F_i$, $i \in \{1, \dots, s-1\}$, and for every $j > i$, we have $I(u) \prec I(v_j)$.*

Let us now show that $I(v_i)$ is indeed in $\mathcal{I}_{k+1}(J)$. It remains to show that $a_i \in [1, A_{k+1}]$ and that $\widehat{b}_i \in [1, B_{k+1}]$. Recall that J is of the form $J = [\alpha, \alpha + \lfloor c_{k+1} |T| \rfloor)$ with $1 \leq \alpha < N - \lfloor c_{k+1} |T| \rfloor$. Note that,

$$N \leq \left\lceil N \frac{(d+1)(k+1) \log^2(k+1)}{2^k} \right\rceil \left\lceil \frac{2^k}{(d+1)(k+1) \log^2(k+1)} \right\rceil = (A_{k+1} - 1)x_{k+1} .$$

Therefore, we get that

$$\alpha < (A_{k+1} - 1)x_{k+1} - \lfloor c_{k+1} |T| \rfloor . \quad (7)$$

On the other hand, by definition of the a_i 's, we get that, for every i ,

$$a_i x_{k+1} \leq a_1 x_{k+1} + i \cdot x_{k+1} + \sum_{j=1}^i \lfloor c_k |F_j| \rfloor \leq a_1 x_{k+1} + d \cdot x_{k+1} + \lfloor c_k |T| \rfloor .$$

Moreover, by the minimality of a_1 , we have $a_1 x_{k+1} \leq \alpha + x_{k+1}$. Combining the latter two inequalities we get

$$a_i x_{k+1} \leq \alpha + (d+1) \cdot x_{k+1} + \lfloor c_k |T| \rfloor .$$

Combining this with Equation 7, we get

$$a_i x_{k+1} \leq A_{k+1} x_{k+1} + (d \cdot x_{k+1} + \lfloor c_k |T| \rfloor - \lfloor c_{k+1} |T| \rfloor) .$$

It follows directly from the definition of x_{k+1} and c_k , and from the fact that $|T| > 2^k$, that $d \cdot x_{k+1} + \lfloor c_k |T| \rfloor - \lfloor c_{k+1} |T| \rfloor \leq 0$, implying that $a_i \leq A_{k+1}$, as desired.

Let us now show that $\widehat{b}_i \in [1, B_{k+1}]$. Recall that, by definition, $\widehat{b}_i \leq \sum_{j=1}^s b_j$ for every i , $1 \leq i \leq s$. So it is enough to show that $\sum_{i=1}^s b_i \leq B_{k+1}$. By construction,

$$x_{k+1} \sum_{i=1}^s b_i \leq |J| = \lfloor c_{k+1} |T| \rfloor \leq c_{k+1} 2^{k+1} .$$

So, it suffices to show that $c_{k+1}2^{k+1}/x_{k+1} \leq B_{k+1}$. Fortunately, this holds by definition of the three parameters c_{k+1} , x_{k+1} , and B_{k+1} .

The above discussion shows that for all $i = 1, \dots, s$, we have $a_i \leq A_{k+1}$ and $\widehat{b}_i \leq B_{k+1}$, which implies that $I(v_i) \in \mathcal{I}_{k+1}(J)$.

We now show that our mapping is indeed a legal-containment mapping. Observe first that, for i and j such that $1 \leq i < j \leq s$, we have

$$I_{k+1, a_i, \widehat{b}_i} \supset I_{k+1, a_j, \widehat{b}_j}.$$

Thus, $I(v_i) \supset I(v_j)$, as desired.

In addition, recall that, for every $j = 1, \dots, s$, the forest F_j is mapped into $\mathcal{I}_k(J_j)$. Therefore, if $I(v)$ is the interval of some node $v \in F_j$, then we have $I(v) \subset J_j$. Since $J_j \subset I_{k+1, a_i, \widehat{b}_i}$ for every i such that $1 \leq i \leq j \leq s$, we obtain that $I(v)$ is contained in $I(v_i)$, the interval associated with v_i . This establishes the fact that $I : F \rightarrow \mathcal{I}_{k+1}(J)$ is a legal-containment mapping. Since the recursive spine decomposition of a forest F takes $O(|F|)$ time, it follows that this legal-containment mapping also takes $O(|F|)$ time. This completes the proof of Lemma 1. \square

Lemma 1 describes the interval assignments to the nodes. We now describe the labeling process.

The label assignment: By Lemma 1, we get that there exists a legal-containment mapping $I : F \rightarrow \mathcal{I}$, for any $F \in \mathcal{F}(n, d)$. The marker \mathcal{M} uses this mapping to label the nodes in F . Specifically, for every node $u \in F$, the interval $I(u) = I_{k, a, b} \in \mathcal{I}$ is encoded in the label $L(u)$ of u as follows. The first $\lceil \log k \rceil$ bits in $L(u)$ are set to 0 and the following bit is set to 1. The next $\lceil \log k \rceil$ bits are used to encode k . The next $\log d + \log k + 2 \log \log k + O(1)$ bits are used to encode the value $b \in B_k$, and the next $\log n + \log d + \log k + 2 \log \log k - k + O(1)$ bits to encode a . Since $2(\log k + 2 \log \log k) - k = O(1)$, we get the following.

Lemma 2 *The marker algorithm \mathcal{M} assigns the labels of nodes in some forest $F \in \mathcal{F}(n, d)$ in $O(n)$ time, and each such label is encoded using $\log n + 2 \log d + O(1)$ bits.*

3.2.2 The decoder \mathcal{D}

Given a label $L(u)$ of some node u in some forest $F \in \mathcal{F}(n, d)$, the decoder \mathcal{D} extracts the interval $I(u) = I_{k, a, b}$ as follows. First, since $F \in \mathcal{F}(n, d)$, the decoder \mathcal{D} knows d , and thus knows $\log d$. By finding the first bit that equals 1 it can extract the value $\lceil \log k \rceil$. Then by inspecting the next $\lceil \log k \rceil$ bits it extracts the value k . Subsequently, the decoder inspects the next $\log d + \log k + 2 \log \log k + O(1)$ bits and extracts b . Finally, \mathcal{D} inspects the remaining $\log n + \log d + \log k + 2 \log \log k - k + O(1)$ bits in the label to extract $a \in A_k$. At this point the decoder has k , a , and b and it can recover $I_{k, a, b}$ using $O(1)$ multiplication and division operations. Recall, in the context of this section, we assume that such operations take constant time. We thus get the following.

Observation 1 *Given a label $L(u)$ of some node u in some forest $F \in \mathcal{F}(n, d)$, the decoder \mathcal{D} can extract $I(u) = I_{k, a, b}$ in constant time.*

Given the labels $L(u)$ and $L(v)$ of two nodes u and v in some rooted forest $F \in \mathcal{F}(n, d)$, the decoder finds the ancestry relation between the nodes using a simple interval containment test between the corresponding intervals, namely $I(u)$ and $I(v)$.

The fact that the intervals are assigned by a legal-containment mapping ensures the following:

Lemma 3 $(\mathcal{M}, \mathcal{D})$ is a correct ancestry-labeling scheme for $\mathcal{F}(n, d)$.

Lemmas 2 and 3 imply that there exists an ancestry-labeling scheme for $\mathcal{F}(n, d)$ with label size at most $\log n + 2 \log d + O(1)$ bits. Recall that $\mathcal{F}(n, d)$ denotes the set of all forests with at most n nodes, and spine-decomposition depth at most d , while $\mathcal{F}(n)$ denotes the set of all forests with at most n nodes. In general, an ancestry scheme that is designed for a family \mathcal{F} of forests may rely on a decoder that takes advantage from the fact that the labels are the ones of nodes belonging to a forest $F \in \mathcal{F}$. For instance, in the case of $\mathcal{F} = \mathcal{F}(n, d)$, the decoder can rely on the knowledge of n and d . Although the ancestry-labeling scheme described above was designed for forests in $\mathcal{F}(n, d)$, we show that a slight modification of it applies to all forests, at a very small cost in term of label size. This will establish our main theorem for this section.

3.2.3 Main theorem for forests with bounded spine-decomposition depth

Theorem 1

1. There exists an ancestry-labeling scheme for $\mathcal{F}(n)$ such that any node in a forest of spine decomposition depth at most d is labeled using at most $\log n + 2 \log d + O(1)$ bits.
2. There exists an ancestry-labeling scheme for the family of all forests such that any node in a forest of size at most n and spine decomposition depth at most d is labeled using at most $\log n + 2 \log d + 2 \log \log d + O(1)$ bits.

In both schemes, the query time of the scheme is constant, and the time to construct the scheme for a given forest is linear.

Proof. Lemma 3 together with Lemma 2 and Observation 1 establishes the fact that there exists an ancestry-labeling scheme for $\mathcal{F}(n, d)$ with label size at most $\log n + 2 \log d + O(1)$ bits. Moreover, the query time of the scheme is constant, and the time to construct the scheme for a given forest is linear.

To obtain a scheme for $\mathcal{F}(n)$, we can no longer assume that the decoder of the scheme knows d . However, by applying a simple trick we show that the scheme for $\mathcal{F}(n, d)$ can be easily transformed to a scheme for $\mathcal{F}(n)$ with the desired bound. We define a labeling scheme $(\mathcal{M}, \mathcal{D})$ for $\mathcal{F}(n)$. Given a forest $F \in \mathcal{F}(n)$ of spine-decomposition depth d , let $\hat{d} = 2^{\lceil \log d \rceil}$, i.e., \hat{d} is the smallest integer larger than d which is a power of 2. Obviously, $F \in \mathcal{F}(n, \hat{d})$. The first part of the proof tells us that there exists an ancestry-labeling scheme $(\mathcal{M}_{\hat{d}}, \mathcal{D}_{\hat{d}})$ for $\mathcal{F}(n, \hat{d})$ which uses labels each composed of precisely $L = \log n + 2 \log \hat{d} + O(1)$ bits. (By padding enough zeros to the left of the label, we can assume that each label consists of precisely L bits.) Moreover, the labels are assigned in $O(|F|)$ time. The marker \mathcal{M} uses this scheme to label the nodes in F . The decoder \mathcal{D} operates as follows.

Given the labels of two nodes u and v in F , the decoder \mathcal{D} first finds out what is \hat{d} (this can be done, since n and L are known to \mathcal{D} , and since \hat{d} is a power of 2), and then uses the (constant time) decoder $\mathcal{D}_{\hat{d}}$ to interpret the relation between u and v . The bound on the size of a label follows as $L = \log n + 2 \log d + O(1)$.

Finally, we now show that, with a slight increase on the label size, one can have an ancestry-labeling scheme for the family of all forests (i.e., in such a scheme, given the labels of two nodes in a forest F , the decoder doesn't have bounds on neither the size of F nor on its spine-decomposition depth). Let F be a forest with n nodes and depth d . Let $\hat{n} = 2^{\lceil \log n \rceil}$. We label the nodes of F using the marker of the scheme $(\mathcal{M}_{\hat{n}}, \mathcal{D}_{\hat{n}})$ for $\mathcal{F}(\hat{n})$ mentioned above. By adding $2 \lceil \log \log d \rceil$ bits to the label of each node in F , one can assume that given a label of a node in F , the decoder knows the value of $\log d$. Now given a label of a node in F , the decoder can extract $\log \hat{n}$ (using the size of the label, in a method similar to one described above). Since $\hat{n} = 2^{\log \hat{n}}$, we can assume that the decoder knows \hat{n} . Thus, to extract the ancestry relation between the two nodes in F , the decoder uses $\mathcal{D}_{\hat{n}}$. \square

Note that the depth of a forest F is bounded from above by the spine decomposition depth of F . Hence, all our aforementioned results for forests with bounded spine decomposition depth hold also restricted to bounded depth forests. Hence, Theorem 1 translates to the following corollary.

Corollary 1

1. *There exists an ancestry-labeling scheme for $\mathcal{F}(n)$ such that any node in a forest of depth at most d is labeled using at most $\log n + 2 \log d + O(1)$ bits.*
2. *There exists an ancestry-labeling scheme for the family of all forests such that any node in a forest of size n and depth at most d is labeled using at most $\log n + 2 \log d + 2 \log \log d + O(1)$ bits.*

In both schemes, the query time of the scheme is constant, and the time to construct the scheme for a given forest is linear.

3.3 A parenthood-labeling scheme

The ancestry-labeling scheme described in Corollary 1 can be advantageously transformed into a parenthood-labeling scheme which is very efficient for trees of small depth. Recall that an parenthood-labeling scheme for the family of rooted forests \mathcal{F} is a pair $(\mathcal{M}, \mathcal{D})$ of marker and decoder, satisfying that if $L(u)$ and $L(v)$ are the labels given by the marker \mathcal{M} to two nodes u and v in some forest $F \in \mathcal{F}$, then: $\mathcal{D}(L(u), L(v)) = 1 \iff u$ is the parent of v in F .

Similarly to the ancestry case, we evaluate a parenthood-labeling scheme $(\mathcal{M}, \mathcal{D})$ by its *label size*, namely the maximum number of bits in a label assigned by the marker algorithm \mathcal{M} to any node in any forest in \mathcal{F} .

For two nodes u and v in a rooted forest F , u is a parent of v if and only if u is an ancestor of v and $\text{depth}(u) = \text{depth}(v) - 1$. It follows that one can easily transform any ancestry-labeling scheme for $\mathcal{F}(n)$ to a parenthood-labeling scheme for $\mathcal{F}(n)$ with an extra additive term of $\lceil \log d \rceil$

bits to the label size (these bits are simply used to encode the depth of a vertex). The following theorem follows.

Theorem 2

1. *There exists a parenthood-labeling scheme for $\mathcal{F}(n)$ such that any node in a forest of depth at most d is labeled using $\log n + 3 \log d + O(1)$ bits.*
2. *There exists a parenthood scheme for the family of all rooted forests such that any node in an n -node forest of depth at most d is labeled using $\log n + 3 \log d + 2 \log \log d + O(1)$ bits.*

For both schemes, the query time is constant and the time to construct the scheme for a given forest is linear.

4 The general ancestry-labeling scheme

This section is dedicated to the construction of an ancestry-labeling scheme for forests, which has label size $\log n + O(\log \log n)$ bits for n -node forests. Moreover, given an n -node forest F , the labels can be assigned to the nodes of F in $O(n)$ time, and any ancestry query can be answered in constant time.

In Section 3, we managed to construct an efficient ancestry labelling scheme for forests with bounded spine decomposition depth. Unfortunately, the situation becomes more difficult if the input forests can have long spines. To handle this case, we introduce a new tree-decomposition, called the *folding* decomposition. Applying this decomposition to a forest F results in a forest F^* , on the same set of vertices, whose spine decomposition is of depth at most 2. Moreover, this transformation partially preserves the ancestry relation in F in the following sense: if v is an ancestor of u in F^* then v is also an ancestor of u in F . Next, we apply the ancestry scheme from Section 3 over F^* , resulting in labels of size $\log n + O(1)$ for the nodes of F^* . Giving the corresponding labels to the nodes of F enables the decoder to detect all ancestry relations in F that are preserved in F^* . At this point, it remains to deal with ancestry relations that are not preserved by this transformation. For this purpose, we shall provide nodes with additional information which can be encoded using $O(\log \log n)$ bits per node. To explain how we do so, let us first describe the folding decomposition.

4.1 The folding decomposition

We construct the folding decomposition recursively, according to the recursive construction of the spine decomposition, as described in Subsection 2.1. In a given level of the recursion, we are given a tree T with spine $S = (v_1, v_2, \dots, v_s)$ (see Figure 5). In the folding decomposition T^* of T , the apex node v_1 remains the root, and all its children in T remain children of v_1 in T^* . In addition, all heavy nodes v_2, v_3, \dots, v_s also become children of v_1 in T^* . Furthermore, given a heavy node v_i , $2 \leq i \leq s$, all of its non-heavy children in T remain children of v_i also in T^* . The next level of the recursion now applies separately to all trees in all forests F_1, F_2, \dots, F_s resulting from removing the spine nodes from the tree (see Subsection 2.1). Note that all these trees have at most half the

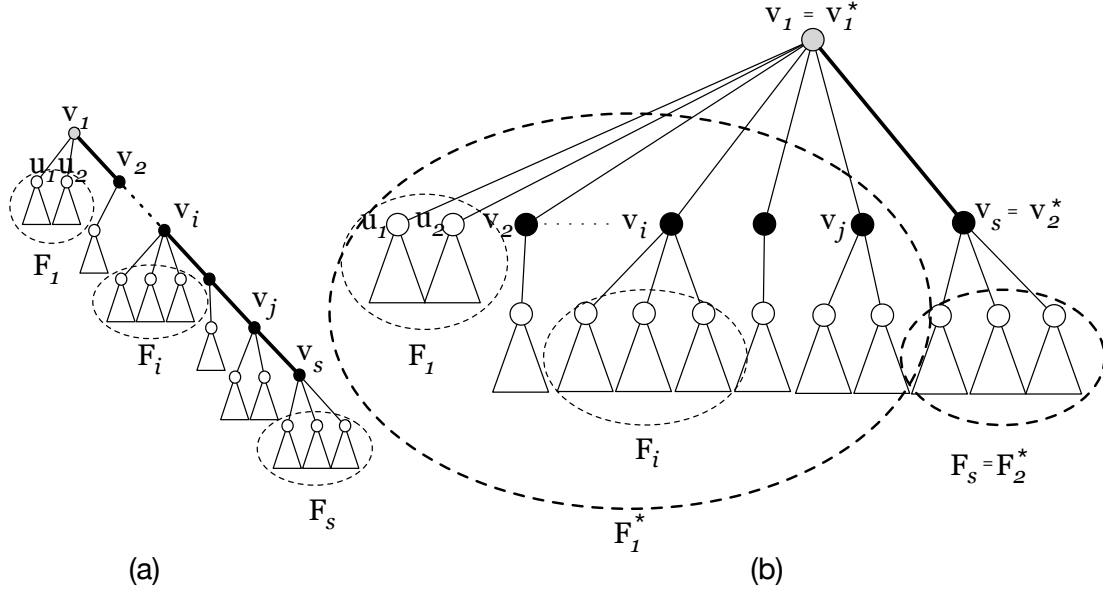


Figure 5: Folding decomposition T^* (b) from the spine decomposition of T (a)

number of nodes in T . Also note that the roots of these trees are going to be apex nodes in the next level of the recursion.

The following lemma provides a critical property of the folding decomposition.

Lemma 4 *Let T be a tree, and let T^* be its folding decomposition. The spine decomposition depth of T^* is at most 2. Moreover, if v is a strict ancestor of u in T^* , then v is an ancestor of $\text{APEX}(u)$ in T^* .*

Proof. Consider a level ℓ of the folding decomposition of T , dealing with some subtree T' of T (see Figure 5). Let $S = (v_1, \dots, v_s)$ be the spine of T' , and recall that F'_i is the forest consisting of all subtrees rooted at the apex children of v_i in T' , for $i = 1, \dots, s$. For every $1 \leq i < s$, we have $|F'_i| < |T'|/2$, because v_i has a heavy child v_{i+1} whose subtree contains at least $|T'|/2$ nodes. Thus, the spine of T'^* contains the root v_1 of T' and the last heavy node v_s on the spine S (which can be v_1 itself). Thus the spine of T'^* contains at most two nodes. This completes the proof of the first part of the lemma. Assume now that v is a strict ancestor of u in T^* . If v is an apex, then v is an ancestor of $\text{APEX}(u)$ in T^* . If v is heavy, then all its children are apexes, and therefore it follows that v is an ancestor of $\text{APEX}(u)$ in T^* . \square

Observe that, as mentioned above, the ancestry relation in T is partially preserved in T^* . To see why, notice first that no new ancestry relations are created in T^* , that is, if v is an ancestor of u in T^* then v is also an ancestor of u in T . Second, consider a node v and one of its descendants u in T . If v is an apex node in T^* , then v is also an ancestor of u in T^* . If v is heavy, namely, $v = v_i$, for some $2 \leq i \leq s$ in a spine v_1, v_2, \dots, v_s , then there are two cases. If u belongs to F_i then v is

also an ancestor of u in T^* . However, if $u \in F_j$ for $j > i$, then the ancestry relation between v and u is not preserved in T^* . (Note, in this case u is a descendant of v_j in both T and T^* but v_i and v_j are siblings in T^* – each being a child of the corresponding apex node v_1). In other words, the only case where the ancestry relation between a node v and its descendant u in T is not preserved in T^* is when v is heavy, i.e., $v = v_i$ in some spine $S = (v_1, v_2, \dots, v_s)$ where $1 < i < s$, and u is a descendant in T of v 's heavy child v_{i+1} (including the case where $u = v_{i+1}$). In this case, v is an ancestor of u in T but not in T^* .

For a node v , let $\text{APEX}(v)$ be the closest ancestor of v in T that is an apex. Note that if v is an apex then $\text{APEX}(v) = v$. Recall that every node is either heavy or apex. Consider a DFS traversal over T that starts from the root and visits apex children first. For any node u , let $\text{DFS}(u)$ be the DFS number of u (where the DFS number of the root is 1).

The following lemma provides a characterization of the ancestry relations in T in terms of the structure of T^* .

Lemma 5 *For any two different nodes v and u , we have: v is an ancestor of u in T if and only if at least one of the following two conditions hold*

- **C1.** *Node v is an ancestor of u in T^* ;*
- **C2.** *Node $\text{APEX}(v)$ is a strict ancestor of u in T^* and $\text{DFS}(v) < \text{DFS}(u)$.*

Proof. Consider first the case that v is an ancestor of u in T . If v is an apex node in T^* , then, by construction, v is also an ancestor of u in T^* , and thus Condition C1 holds. If v is heavy, namely, $v = v_i$, for some $2 \leq i \leq s$ in some spine $S = (v_1, v_2, \dots, v_s)$, then there are two cases. If u belongs to F_i then v is also an ancestor of u in T^* , and thus Condition C1 holds. If $u \in F_j$ or $u = v_j$, for $j > i$, then we show that Condition C2 holds. First, since v is an ancestor of u in T , we immediately get that $\text{DFS}(v) < \text{DFS}(u)$. Second, $\text{APEX}(v)$ is the apex v_1 which is, by definition, an ancestor of all nodes in the subtree of T rooted at v_1 . Therefore, since $\text{APEX}(v)$ is an apex, $\text{APEX}(v)$ is an ancestor of u in T^* . In fact, $\text{APEX}(v)$ is a strict ancestor of u in T^* since $u = v_j$ for $j > i > 1$, and thus $u \neq v_1 = \text{APEX}(v)$.

Conversely, consider the case that either Condition C1 or Condition C2 holds. If Condition C1 holds, i.e., v is an ancestor of u in T^* , then the fact that v is an ancestor of u in T is immediate since no new ancestry relations are created in T^* . (Indeed, for any two nodes w and w' , if w is a parent of w' in T^* then w is an ancestor of w' in T). Consider now the case that Condition C2 holds. Assume, by way of contradiction, that v is not an ancestor of u in T . Since $\text{DFS}(v) < \text{DFS}(u)$ it follows that u is not an ancestor of v , and hence v and u have a least common ancestor w in T which is neither v or u . Since the DFS traversal visits apex nodes first, and since v is visited before u , we get that v is a descendant of one of w 's apex children z (because w has at most one heavy child). Hence, $\text{APEX}(v)$ is either the apex z or a strict descendant of it in T . In either case, $\text{APEX}(v)$ is not an ancestor of u in T . This contradicts Condition C2 since no new ancestry relations are created in T^* . \square

4.2 The labeling scheme

4.2.1 Informal description

An important property of the folding decomposition is that its spine decomposition depth is at most 2 (cf. Lemma 4). Essentially, our ancestry scheme is based on Lemma 5. We first apply the scheme described in Section 3 on T^* , resulting in each node u having a label $I(u)$ which is an interval encoded using $\log n + O(1)$ bits. Given the intervals $I(u)$ and $I(v)$ of two nodes u and v , we can then detect whether or not Condition C1 holds. Indeed, given two nodes u and v , if $I(u) \subseteq I(v)$ holds, then v is an ancestor of u in T^* , and hence also in T . This takes care of all ancestry relations preserved under the folding decomposition, and in particular the case where v is an apex. To handle unpreserved ancestry relations, it is sufficient, by Lemma 5, to check whether or not Condition C2 holds. For this purpose, we would like our decoder to reconstruct not only the interval $I(v)$, but also the interval $I(\text{APEX}(v))$. Indeed, having $I(\text{APEX}(v))$ and $I(u)$ already enables to detect whether or not the first part of Condition C2 holds, namely, whether $\text{APEX}(v)$ is a strict ancestor of u in T^* . To detect whether or not $\text{DFS}(v) < \text{DFS}(u)$ we shall actually use a specific implementation of our ancestry labelling scheme from Section 3, which will relate the interval relation \prec (defined in Section 2) to the DFS numbering in T . This implementation will guarantee that, for any heavy node v , $\text{DFS}(v) < \text{DFS}(u)$ if and only if $I(v) \prec I(u)$.

It is now left to explain how to obtain, for every node u , the interval $I(\text{APEX}(u))$, given the label of u resulting from the scheme described in Section 3, and using few additional bits (apart from the ones used to encode $I(u)$). First, we use one additional bit of information in the label of each node u , for indicating whether or not u is an apex. In the case u is an apex, we already have $u = \text{APEX}(u)$, and hence, no additional information is required to reconstruct $I(\text{APEX}(u))$. For the case that u is heavy, we use additional $O(\log \log n)$ bits of information at the label of u . Specifically, in addition to its own interval $I(u)$, every node u stores the level of the interval $I(\text{APEX}(u))$, consuming $\lceil \log k \rceil$ bits. Now, notice that $I(u) \subset I(\text{APEX}(u))$. Moreover, we will later prove that, in the scheme described in Section 3, for every level k , the number of intervals J used by the scheme on level k , such that $I(u) \subset J$, is at most B_k^2 (where B_k is defined in Subsection 3.2.1). Thus, once we know level k of $I(\text{APEX}(u))$, and the interval $I(u)$, additional $2 \log B_k$ bits are sufficient to reconstruct $I(\text{APEX}(u))$. Note that $2 \log B_k = 2 \log k + O(\log \log k)$ because $B_k = O(k \log^2 k)$. Since $k \leq \log n$, the total information per node (stored in its label) amounts to $\log n + 3 \log \log n + O(\log \log \log n)$ bits.

We are now ready to describe our ancestry labeling scheme formally.

4.2.2 The marker algorithm \mathcal{M}

Given a forest F , we describe the labels assigned to the nodes of each tree T in F , so that to enable detecting ancestry relations. First, we apply the spine decomposition to T . Next, we consider a DFS traversal over T that starts from the root, numbered 1, and visits apex children first. For any node u , let $\text{DFS}(u)$ be the DFS number of u . (These DFS numbers will not be directly encoded in the labels, since doing that would require the consumption of too many bits; however, these numbers will be used by the marker to assign the labels). From the spine decomposition of T , we construct the folding decomposition T^* of T , as described in Subsection 4.1. Recall from Lemma 4 that the spine decomposition depth of T^* is at most 2.

Next, we apply to T^* the ancestry scheme defined in Section 3. More specifically, we perform a particular implementation of this ancestry scheme, as described now. Consider a level k of the recursive procedure applied by the marker for assigning labels to the nodes in T^* . At this level, the marker is dealing with some subtree $T^{*'}$ of T^* with size at most 2^k . We revisit the assignment of the intervals and bins considered by the marker at this level, for $T^{*'}$. Note that the nodes in $T^{*'}$ are the nodes of a subtree T' of T . In fact $T^{*'}$ is the folding decomposition of T' . Thus, in order to avoid cumbersome notations, in the remaining of this description, we replace T' and $T^{*'}$ by T and T^* , respectively. The reader should just keep in mind that we are dealing with the general case of a given tree of a given level k in the recursion, and not necessarily with the whole tree in the first level of this recursion. So, given T , and T^* , both of size at most 2^k , we show how to implement our ancestry scheme in a special manner on T^* .

Recall the DFS traversal over the whole tree, which assigns a DFS number $\text{DFS}(u)$ to every node u in the tree. This DFS traversal induces a DFS traversal on (the subtree) T that starts from the root of T and visits apex children first.

Let $S = (v_1, \dots, v_s)$ be the spine of T , and F_i be the forest consisting of all subtrees rooted at the apex children of v_i in T , for $i = 1, \dots, s$. Hence, T^* consists of a tree rooted at v_1 , where v_1 has $s - 1$ children v_2, \dots, v_s , plus v_1 's apex children u_1, \dots, u_t in T (see Figure 5). We order these nodes u_i so that $\text{DFS}(u_i) < \text{DFS}(u_{i+1})$. Therefore, we get the following important ordering implied by the DFS traversal:

$$\text{DFS}(u_1) < \text{DFS}(u_2) < \dots < \text{DFS}(u_t) < \text{DFS}(v_2) < \text{DFS}(v_3) < \dots < \text{DFS}(v_{s-1}) < \text{DFS}(v_s). \quad (8)$$

As mentioned in the proof of Lemma 4, in T^* , v_s is the heavy child of v_1 , and all the other children of v_1 are apexes. Therefore, the spine of T^* is $(v_1^*, v_2^*) = (v_1, v_s)$. (Recall, it maybe the case that $v_1 = v_s$, in which case the spine would consist of a single node, namely v_1). Moreover, the forest F_1^* consists of all trees in T^* hanging down from u_1, \dots, u_t , as well as all trees in T^* hanging down from v_2, \dots, v_{s-1} . Similarly, the forest F_2^* (if it exists) consists of all trees in T^* hanging down from the children of v_s in T .

In this level k of the recursion of our ancestry scheme, we are given a bin J of size $\lfloor c_k |T^*| \rfloor$, and we need to allocate intervals to the nodes in T^* contained in J . For this purpose, we assign intervals to v_1^* and v_2^* , and bins to the forests F_1^* and F_2^* . These bins are J_1 and J_2 , and, by Equation 5, we have $J_1 \prec J_2$. Moreover, if $v_1 \neq v_s$, then, by Facts 4 and 5, we get that:

$$\text{for every } v \in F_1^* \text{ and every } u \in F_2^* \cup \{v_2^*\}, \text{ we have } I(v) \prec I(u). \quad (9)$$

Furthermore, observe that all trees in F_1^* are of size at most 2^{k-1} . Therefore, the assignment of intervals to the nodes of F_1^* are performed according to the simpler case described in the proof of Lemma 1. We order the trees T_i , $i = 1, \dots, t + s - 2$, in F_1^* according to the DFS numbers of their roots. In particular, for $i = 1, \dots, t$, the root of T_i is u_i , and, for $i = 1, \dots, s - 2$, the root of T_{t+i} is v_{i+1} . By Fact 3, we get that the interval assignment satisfies the following.

$$\text{For every } v \in T_i \text{ and } u \in T_j \text{ where } j > i, \text{ we have } I(v) \prec I(u). \quad (10)$$

We are now ready to state the crucial relationship between the ancestry relations in the whole tree and the assignment of intervals to nodes in its folding decomposition. Essentially, this lemma replaces the dependencies on the DFS numbering mentioned in the statement of Lemma 5 by a

dependency on the relative positions of the intervals according to the partial order \prec . This is crucial because the DFS numbers are not part of the labels.

Lemma 6 *For any two different nodes v and u , we have: v is an ancestor of u in T if and only if at least one of the following two conditions hold*

- *Node v is an ancestor of u in T^* ;*
- *Node $\text{APEX}(v)$ is a strict ancestor of u in T^* and $I(v) \prec I(u)$.*

Proof. Given Lemma 5, we only need to prove that if v is not an ancestor of u in T^* , but $\text{APEX}(v)$ is a strict ancestor of u in T^* , then

$$\text{DFS}(v) < \text{DFS}(u) \iff I(v) \prec I(u).$$

Let us consider the subtrees of T and T^* , rooted at $\text{APEX}(v)$. By slightly abusing notation, we reuse the same notation as before. Recall the spine $S = (v_1, \dots, v_s)$, whose apex is $v_1 = \text{APEX}(v)$. The children of $\text{APEX}(v)$ in T^* are the apex nodes $u_1, \dots, u_t, v_2, \dots, v_{s-1}$, plus the heavy node v_s . Each apex child is the root of a tree T_i for some $i \in \{1, \dots, t + s - 2\}$. All these trees belong to F_1^* . All the trees in F_2^* are rooted at children of v_s .

Since v is not an ancestor of u in T^* , but $\text{APEX}(v)$ is an ancestor of u in T^* , we get that $v \neq \text{APEX}(v)$. It follows that v must be one of the spine nodes v_2, \dots, v_s , say $v = v_j$ with $j \geq 2$. Node u is a strict descendent of $\text{APEX}(v)$, but is not a descendent of v . Therefore, u belongs either to one of the trees T_i , $i = 1, \dots, t + s - 2$, $i \neq j$, in F_1^* , or to $F_2^* \cup \{v_s\}$ in case $v \neq v_s$.

Assume first that $\text{DFS}(v) < \text{DFS}(u)$. In that case, v cannot be v_s . Indeed, if $v = v_s$ then u cannot be in $F_2^* \cup \{v_s\}$ because v is not an ancestor of u . Hence, u belongs to one of the trees T_i . This contradicts the fact that $\text{DFS}(v) < \text{DFS}(u)$, by Equation 8. So, $v = v_j$, $2 \leq j < s$. Since $\text{DFS}(v) < \text{DFS}(u)$, we know that u belongs either to one of the trees T_i , $i = t + j + 1, \dots, t + s - 2$, or to $F_2^* \cup \{v_s\}$. In the former case, we get $I(v) \prec I(u)$ by applying Equation 10; In the latter case, we get $I(v) \prec I(u)$ by applying Equation 9.

Conversely, assume that $I(v) \prec I(u)$. In that case, again v cannot be v_s . Indeed, if $v = v_s$ then u cannot be in $F_2^* \cup \{v_s\}$ because v is not a ancestor of u . Hence, u belongs to one of the trees T_i . This contradicts the fact that $I(v) \prec I(u)$ by Equation 10. So $v = v_j$, $2 \leq j < s$. In that case, u belongs to one of the trees T_i , $i = t + j + 1, \dots, t + s - 2$, of F_1^* or to $F_2^* \cup \{v_s\}$, which implies that $\text{DFS}(v) < \text{DFS}(u)$ by Equation 8. \square

Lemma 6 provides a characterization for ancestry in T with respect to properties of the intervals assigned to the nodes of T^* . More specifically, the fact that v is an ancestor of u can be detected using the intervals $I(v)$ and $I(u)$, as well as the interval $I(\text{APEX}(v))$ of $\text{APEX}(v)$. The interval $I(v)$ is encoded directly in the label of v using $\log n + O(1)$ bits. Directly encoding $I(\text{APEX}(v))$ would consume yet another $\log n + O(1)$ bits, which is obviously undesired. We now show how to encode $I(\text{APEX}(v))$ in the label of v using few bits of information in addition to the ones used to encode $I(v)$. We use the following trick (see Figure 6). Let k' , a' , and b' be such that

$$I(\text{APEX}(v)) = I_{k', a', b'} = [x_{k'} a', x_{k'}(a' + b')].$$

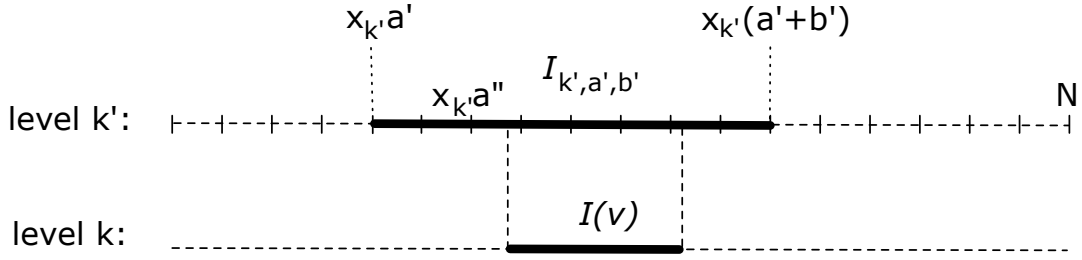


Figure 6: Encoding $I(\text{APEX}(v))$ using $I(v)$ and few additional bits

Since $1 \leq k \leq \log n$ and $1 \leq b' \leq B_{k'}$, we get that $2 \log \log n + O(\log \log \log n)$ bits suffice to encode both k' and b' . To encode a' , the marker algorithm acts as follows. Let $I(v) = [\alpha, \beta]$, and let a'' be the largest integer such that $x_{k'} a'' \leq \alpha$. We have, $a'' - B_{k'} \leq a'' - b'$ because $b' \leq B_{k'}$. Since $I(v) \subseteq I(\text{APEX}(v))$, we also have $x_{k'}(a' + b') \geq \beta \geq \alpha \geq x_{k'} a''$. Thus $a'' - b' \leq a'$. Finally, again since $I(v) \subseteq I(\text{APEX}(v))$, we have $x_{k'} a' \leq \alpha$, and thus $a'' \geq a'$. Combining the above inequalities, we get that $a' \in [a'' - B_{k'}, a'']$. The marker algorithm now encodes the integer $t \in [0, B_{k'}]$ such that $a' = a'' - t$. This is done in consuming another $\log B_{k'} = \log \log n + O(\log \log \log n)$ bits. Hence, we obtain:

Lemma 7 *The marker algorithm \mathcal{M} assigns labels to the nodes of n -node trees in linear time, and each label is encoded using $\log n + 3 \log \log n + O(\log \log \log n)$ bits.*

Proof. Let v be a node of an n -node tree T . The label of v consists of the interval $I(v)$ plus the additional information that will later be used to extract $I(\text{APEX}(v))$, namely, according to the notations above, the values of t , k' , and b' . The leftmost part of the label $L(v)$ will be dedicated to encode these latter values t , k' , and b' . Each of these values can be separately encoded using $\log \log n + O(\log \log \log n)$ bits. By adding $O(\log \log \log n)$ bits per value, we can describe where the binary encoding of each of these values starts and ends. Therefore, in total, encoding these three values together with their positioning in the label requires $3 \log \log n + O(\log \log \log n)$ bits. Now, since $I(v)$ is encoded using $\log n + O(1)$ bits, each label uses $\log n + 3 \log \log n + O(\log \log \log n)$ bits. \square

Note that the bound on the label size in Lemma 7 includes the encoding of the positioning of the different fields in the label, each of which being encoded using $O(\log \log \log n)$ bits.

4.3 The decoder algorithm \mathcal{D}

Now, we describe our decoder algorithm \mathcal{D} . Given the labels $L(v)$ and $L(u)$ assigned by \mathcal{M} to two different nodes v and u in some tree T , the decoder algorithm \mathcal{D} needs to find whether v is an ancestor of u in T . (Observe that since each node receives a distinct label, the decoder algorithm can easily find out if u and v are in fact the same node, and, in this trivial case, it simply outputs 1.)

The decoder algorithm first extracts the three values t , k' , and b' by inspecting the first $3 \log \log n + O(\log \log \log n)$ bits of $L(v)$, and then the interval $I(v)$ by inspecting the remaining $\log n + O(1)$ bits of $L(v)$. Using this information, it computes $I(\text{APEX}(v))$. Now, given the two intervals $I(v)$ and $I(\text{APEX}(v))$, as well as the interval $I(u)$ of a node u , the decoder acts according to the characterization stated in Lemma 6, that is: $D(L(v), L(u)) = 1$ if and only if at least one of the following two conditions holds:

- $I(u) \subseteq I(v)$;
- $I(u) \subset I(\text{APEX}(v))$ and $I(v) \prec I(u)$.

The fact that $\mathcal{D}(L(v), L(u)) = 1$ if and only if v is an ancestor of u in T follows from Lemma 6 and the correctness of the interval assignment to the nodes of T^* given by Lemma 3. This establishes the following result.

Lemma 8 $(\mathcal{M}, \mathcal{D})$ is a correct ancestry-labeling scheme for the family of all forests.

By combining Lemmas 7 and 8, we obtain the main result of the paper.

Theorem 3 *There exists an ancestry-labeling scheme for the family of all forests, using label size $\log n + 3 \log \log n + O(\log \log \log n)$ bits for n -node forests. Moreover, given an n -node forest F , the labels can be assigned to the nodes of F in $O(n)$ time, and any ancestry query can be answered in constant time.*

Remark: The ancestry-labeling scheme described in this section uses labels of optimal size $\log n + O(\log \log n)$ bits, to the price of a decoding mechanism based of an interval condition slightly more complex than the simple interval containment condition. Although this has no impact on the decoding time (our decoder still works in constant time), the question of whether there exists an ancestry-labeling scheme with labels of size $\log n + O(\log \log n)$ bits, but using solely the interval containment condition, is intriguing. In Section 3, we have shown that, at least in the case of trees with bounded spine-decomposition depth, extremely small labels can indeed be coupled with an interval containment decoder.

5 Small universal posets

Recall that an ancestry-labeling scheme for $\mathcal{F}(n)$ is *consistent* if the decoder satisfies the anti-symmetry and transitivity conditions (see Section 2.2). Our next lemma relates compact consistent ancestry-labeling schemes with small universal posets.

Lemma 9 *There exists a consistent ancestry-labeling scheme for $\mathcal{F}(n)$ with label size ℓ if and only if for every integer k , there exists a universal poset of size $2^{k\ell}$ for $\mathcal{P}(n, k)$.*

Proof. Assume first that for every integer k there exists a universal poset (U, \preceq) of size $2^{k\ell}$ for $\mathcal{P}(n, k)$. In particular, there exists a universal poset (U, \preceq) of size 2^ℓ for $\mathcal{P}(n, 1)$, i.e., for the family

of n -element posets with tree-dimension 1. We construct the following ancestry-labeling scheme $(\mathcal{M}, \mathcal{D})$ for $\mathcal{F}(n)$. The marker algorithm \mathcal{M} first considers some bijective mapping $\phi : U \rightarrow [1, |U|]$. Given a rooted forest $F \in \mathcal{F}(n)$, view F as a poset whose Hasse diagram is F . I.e., F is a poset with tree-dimension 1. Now, let $\rho : F \rightarrow U$ be a mapping that preserves the partial order of F . The marker algorithm assigns the label

$$L(u) = \phi(\rho(u))$$

to each node $u \in F$. Given the labels $L(u)$ and $L(v)$ of two nodes u and v in some $F \in \mathcal{F}(n)$, the decoder algorithm acts as follows:

$$\mathcal{D}(L(u), L(v)) = 1 \iff \phi^{-1}(L(u)) \leq \phi^{-1}(L(v)) .$$

By construction, $(\mathcal{M}, \mathcal{D})$ is a consistent ancestry-labeling scheme for $\mathcal{F}(n)$ with label size $\log |U| = \ell$.

For the other direction, assume that there exists a consistent ancestry-labeling scheme $(\mathcal{M}, \mathcal{D})$ for $\mathcal{F}(n)$ with label size ℓ . Note that it may be the case that $\mathcal{D}(a, b)$ is not defined for some $a, b \in [1, 2^\ell]$, which may happen if the marker \mathcal{M} is not using all values in $[1, 2^\ell]$. In that case, we set $\mathcal{D}(a, b) = \perp$, that is \mathcal{D} has now three possible outputs $\{0, 1, \perp\}$. Let $U = [1, 2^\ell]^k$. We define a relation \preceq between pairs of elements in U . For two elements $u, v \in U$, where $u = (u_1, u_2, \dots, u_k)$ and $v = (v_1, v_2, \dots, v_k)$, we set

$$u \preceq v \iff \forall i \in [1, k], \mathcal{D}(u_i, v_i) = 1 .$$

Recall that every poset in $\mathcal{P}(n, k)$ is the intersection of k tree-posets, each of which having a Hasse diagram being a forest. Since the ancestry relations in those forests precisely captures the ordering in the forest, it follows that (U, \preceq) is a universal poset for $\mathcal{P}(n, k)$. The lemma follows. \square

For the purpose of constructing a small universal poset for $\mathcal{P}(n, k)$, let us revise the ancestry-labeling scheme $(\mathcal{M}, \mathcal{D})$ for $\mathcal{F}(n)$ given by Theorem 3, in order to make it consistent. We define a new decoder algorithm \mathcal{D}' as follows. Recall that the marker \mathcal{M} assigns to each node u a label $L(u)$ that encodes the pair $(I(u), I(\text{APEX}(u)))$. Given two labels $L(v)$ and $L(u)$, we set the modified decoder as follows: $\mathcal{D}'(L(v), L(u)) = 1$ if and only if at least one of the following three conditions holds:

- **[D0]:** $L(u) = L(v)$;
- **[D1]:** $I(u) \subset I(v)$ and $I(\text{APEX}(u)) \subseteq I(v)$;
- **[D2]:** $I(u) \subset I(\text{APEX}(v))$, $I(v) \prec I(u)$, and $I(\text{APEX}(u)) \subseteq I(\text{APEX}(v))$.

Lemma 10 $(\mathcal{M}, \mathcal{D}')$ is a consistent ancestry-labeling scheme for $\mathcal{F}(n)$ whose label size is $\log n + 3 \log \log n + O(\log \log \log n)$ bits.

Proof. The required label size of $(\mathcal{M}, \mathcal{D}')$ follows directly from Theorem 3. The correctness of the ancestry-labeling scheme $(\mathcal{M}, \mathcal{D}')$ follows from the observation that the additional conditions to the definition of the decoder \mathcal{D} are redundant in the case v and u belong to the same forest. To see why this observation holds, we just need to consider the situation in which v is an ancestor of u in some tree, and check that $\mathcal{D}'(L(v), L(u)) = 1$. By the correctness of \mathcal{D} , since v is an ancestor of u , we get that either

- $I(u) \subseteq I(v)$, or
- $I(u) \subset I(\text{APEX}(v))$ and $I(v) \prec I(u)$.

– If $I(u) \subseteq I(v)$, then either $I(u) = I(v)$ or $I(u) \subset I(v)$. In the former case, we actually have $u = v$ because u and v are in the same tree, and thus **D0** holds. In this latter case, u is a strict descendant of v in the folding decomposition T^* . By Lemma 4, $\text{APEX}(u)$ is a descendent of v in T^* , implying that **D1** holds.

– If $I(u) \subset I(\text{APEX}(v))$ and $I(v) \prec I(u)$, then just the strict inclusion $I(u) \subset I(\text{APEX}(v))$ already implies $I(\text{APEX}(u)) \subseteq I(\text{APEX}(v))$, and hence **D2** holds.

It remains to show that $(\mathcal{M}, \mathcal{D}')$ is consistent. To establish the anti-symmetry property, let ℓ_1 and ℓ_2 be two different labels in the domain of \mathcal{M} , and assume that $\mathcal{D}'(\ell_1, \ell_2) = 1$. We show that $\mathcal{D}'(\ell_2, \ell_1) = 0$. Let u and v be two nodes, not necessarily in the same forest, such that $L(v) = \ell_1$ and $L(u) = \ell_2$. Since $\ell_1 \neq \ell_2$, we have that either **D1** or **D2** holds. Therefore, either $I(u) \subset I(v)$ or $I(v) \prec I(u)$. This implies that $\mathcal{D}'(L(u), L(v)) = 0$, by the anti-symmetry of both relations \subset and \prec .

To establish the transitivity property, let ℓ_1, ℓ_2 and ℓ_3 be three pairwise different labels in the domain of \mathcal{M} , and assume that $\mathcal{D}'(\ell_1, \ell_2) = 1$ and $\mathcal{D}'(\ell_2, \ell_3) = 1$. We show that $\mathcal{D}'(\ell_1, \ell_3) = 1$. Let u, v , and w be three nodes, not necessarily in the same forest, such that $L(w) = \ell_1, L(v) = \ell_2$, and $L(u) = \ell_3$. Since the three labels are pairwise different, **D0** does not hold, and thus we concentrate the discussion on **D1** and **D2**. In other words, we must have the situation:

- [**D1**(v, u)]: $I(u) \subset I(v)$ and $I(\text{APEX}(u)) \subseteq I(v)$; or
- [**D2**(v, u)]: $I(u) \subset I(\text{APEX}(v))$, $I(v) \prec I(u)$, and $I(\text{APEX}(u)) \subseteq I(\text{APEX}(v))$.

and

- [**D1**(w, v)]: $I(v) \subset I(w)$ and $I(\text{APEX}(v)) \subseteq I(w)$; or
- [**D2**(w, v)]: $I(v) \subset I(\text{APEX}(w))$, $I(w) \prec I(v)$, and $I(\text{APEX}(v)) \subseteq I(\text{APEX}(w))$.

We examine each of the four combinations of the above conditions, and show that, for each of them, at least one of the following two conditions holds:

- [**D1**(w, u)]: $I(u) \subset I(w)$ and $I(\text{APEX}(u)) \subseteq I(w)$;
- [**D2**(w, u)]: $I(u) \subset I(\text{APEX}(w))$, $I(w) \prec I(u)$, and $I(\text{APEX}(u)) \subseteq I(\text{APEX}(w))$.

– **Case 1.1:** [**D1**(v, u)] and [**D1**(w, v)] hold. We get immediately that $I(u) \subset I(w)$, and $I(\text{APEX}(u)) \subseteq I(w)$ by transitivity of \subseteq and \subset , and thus [**D1**(w, u)] holds.

– **Case 1.2:** [**D1**(v, u)] and [**D2**(w, v)] hold. We show that [**D2**(w, u)] holds. First, we have $I(u) \subset I(v) \subset I(\text{APEX}(w))$. Second, $I(u) \subset I(v)$ and $I(w) \prec I(v)$, so $I(w) \prec I(u)$. Finally, $I(\text{APEX}(u)) \subseteq I(v) \subseteq I(\text{APEX}(w)) \subseteq I(\text{APEX}(w))$. Thus [**D2**(w, u)] holds.

– **Case 2.1:** [**D2**(v, u)] and [**D1**(w, v)] hold. We show that [**D1**(w, u)] holds. First, $I(u) \subset I(\text{APEX}(v)) \subseteq I(w)$. Second, $I(\text{APEX}(u)) \subseteq I(v) \subseteq I(w)$. Thus [**D1**(w, u)] holds.

– **Case 2.2:** $[\mathbf{D2}(v, u)]$ and $[\mathbf{D2}(w, v)]$ hold. We show that $[\mathbf{D2}(w, u)]$ holds. First, $I(u) \subset I(\text{APEX}(v)) \subseteq I(\text{APEX}(w))$. Second, $I(w) \prec I(v) \prec I(u)$. Finally, $I(\text{APEX}(u)) \subseteq I(\text{APEX}(v)) \subseteq I(\text{APEX}(w))$. Thus $[\mathbf{D2}(w, u)]$ holds.

This completes the proof of the lemma. \square

By combining Lemma 9 and Lemma 10, we obtain the following.

Theorem 4 *For every integer k , there exists a universal poset of size $O(n^k \log^{3k+o(k)} n)$ for $\mathcal{P}(n, k)$.*

6 Further work

In this paper, we solved the ancestry-labeling scheme problem. In general, by now, the area of informative labeling-schemes is quite well understood in the deterministic setting. In particular, for many of the classical problems, tight bounds for the label size are established (see Section 1.2). In contrast, the randomized framework, initiated in [21], remains widely open. We conclude this paper by mentioning one open problem in the framework of randomized ancestry-labeling schemes in order to illustrate the potential of randomization in this domain.

We describe a simple one-sided error ancestry-labeling scheme with label size $\lceil \log n \rceil$ bits. The scheme guarantees that if u is an ancestor of v , then, given the corresponding labels L_u and L_v , the decoder is correct, that is, $\mathcal{D}(L_u, L_v) = 1$, with probability 1; and if u is not an ancestor of v then the decoder is correct, that is, $\mathcal{D}(L_u, L_v) = 0$, with probability at least $1/2$. The scheme operates as follows. Given a tree T , the marker first randomly chooses, for every node v , an ordering of v 's children in a uniform manner, i.e., every ordering of the children of v has the same probability to be selected by the marker. Then, according to the resulted orderings, the marker performs a DFS traversal that starts at the root r , and labels each node it visits by its DFS number. Given two labels i, j , the decoder outputs:

$$\mathcal{D}(i, j) = \begin{cases} 1 & \text{if } i < j; \\ 0 & \text{otherwise.} \end{cases}$$

Let u and v be two nodes in T , and let $L_u = \text{DFS}(u)$ and $L_v = \text{DFS}(v)$ denote their labels. If u is an ancestor of v , then $L_u < L_v$, no matter which orderings were chosen by the marker. Thus, in this case, $\mathcal{D}(L_u, L_v) = 1$ with probability 1. Now, if u is not an ancestor of v , we consider two cases. First, if u is a descendant of v then $L_u > L_v$ and therefore $\mathcal{D}(L_u, L_v) = 0$. If, however, u and v are non-comparable, i.e., neither one is an ancestor of the other, then the probability that the DFS tour visited u before it visited v is precisely $1/2$, i.e., $\Pr[L_u < L_v] = 1/2$. Hence the guarantee for correctness in this case is $1/2$. It was also shown in [21] that a one-sided error ancestry-labeling scheme with constant guarantee must use labels of size $\log n - O(1)$. An interesting open question is whether for every constant p , where $1/2 \leq p < 1$, there exists a one-sided error ancestry-labeling scheme with guarantee p that uses labels of size $\log n + O(1)$.

Acknowledgments. The authors are very thankful to William T. Trotter, Sundar Vishwanathan and Jean-Sebastien Sérieni for helpful discussions.

References

- [1] S. Abiteboul, S. Alstrup, H. Kaplan, T. Milo and T. Rauhe. Compact labeling schemes for ancestor queries. *SIAM Journal on Computing* **35**, (2006), 1295–1309.
- [2] S. Abiteboul, P. Buneman and D. Suciu. Data on the Web: From Relations to Semistructured Data and XML. *Morgan Kaufmann*, (1999).
- [3] S. Abiteboul, H. Kaplan, and T. Milo. Compact labeling schemes for ancestor queries. In *Proc. 12th ACM-SIAM Symp. on Discrete Algorithms (SODA)*, 2001.
- [4] D. Adjiashvili and N. Rotbart. Labeling Schemes for Bounded Degree Graphs. *ICALP*, 375-386, 2014.
- [5] S. Alstrup, P. Bille and T. Rauhe. Labeling Schemes for Small Distances in Trees. In *Proc. 14th ACM-SIAM Symp. on Discrete Algorithms (SODA)*, 2003.
- [6] S. Alstrup, C. Gavaille, H. Kaplan and T. Rauhe. Nearest Common Ancestors: A Survey and a new Distributed Algorithm. *Theory of Computing Systems* **37**, (2004), 441–456.
- [7] S. Alstrup, S. Dahlgaard, M. Baek, and T. Knudsen. Optimal induced universal graphs and adjacency labeling for trees. Arxiv report: CoRR abs/1504.02306 (2015).
- [8] S. Alstrup, E. B. Halvorsen, and K. G. Larsen. Near-optimal labeling schemes for nearest common ancestors. In *Proc. 25th ACM-SIAM Symposium on Discrete Algorithms (SODA)*, 972-982, 2014.
- [9] S. Alstrup, H. Kaplan, M. Thorup and U. Zwick. Adjacency labeling schemes and induced-universal graphs. In *47th Annual Symposium on the Theory of Computing (STOC)*, 2015.
- [10] S. Alstrup and T. Rauhe. Small induced-universal graphs and compact implicit graph representations. In *Proc. 43rd IEEE Symp. on Foundations of Computer Science (FOCS)*, 2002.
- [11] S. Alstrup and T. Rauhe. Improved labeling scheme for ancestor queries. In *Proc. 13th ACM-SIAM Symposium on Discrete Algorithms (SODA)*, pages 947-953, 2002.
- [12] N. Alon and E. R. Scheinerman. Degrees of Freedom Versus Dimension for Containment Orders. In *Order* **5** (1988), 11–16.
- [13] G. Behrendt. On trees and tree dimension of ordered sets. *Order* **10(2)**, (1993), 153–160.
- [14] Cohen, E., Kaplan, H., and Milo, T. Labeling dynamic XML trees. In *Proc. 21st ACM Symp. on Principles of Database Systems (PODS)*, 2002.
- [15] S. Dahlgaard, M. Baek, T. Knudsen, and Noy Rotbart. Improved ancestry labeling scheme for trees. Arxiv report: CoRR abs/1407.5011 (2014).
- [16] L. Denoyer. Personnal communication, 2009.
- [17] L. Denoyer and P. Gallinari. The Wikipedia XML corpus. *SIGIR Forum Newsletter* 40(1): 64-69 (2006)

- [18] A. Deutsch, M. Fernández, D. Florescu, A. Levy and D. Suciu. A Query Language for XML. *Computer Networks* **31**, (1999), 1155-1169.
- [19] R. Fraisse Theory of relations. *North-Holland*, Amsterdam, 1953.
- [20] P. Fraigniaud and C. Gavoille. Routing in trees. In Proc. 28th Int. Colloq. on Automata, Languages, and Programming (ICALP), LNCS 2076, pages 757–772, Springer, 2001.
- [21] P. Fraigniaud and A. Korman. On randomized representations of graphs using short labels. In Proc. Proc. of the 21st Ann. ACM Symp. on Parallel Algorithms and Architectures (SPAA), 2009, pages 131–137.
- [22] P. Fraigniaud and A. Korman. Compact Ancestry Labeling Schemes for XML Trees. In Proc. 21st ACM-SIAM Symp. on Discrete Algorithms (SODA), 2010, pages 458–466.
- [23] P. Fraigniaud and A. Korman. An optimal ancestry-labeling scheme and small universal posets. In *Proc. of the 42nd ACM Symp. on Theory of Computing (STOC)*, 2010, pages 611–620.
- [24] C. Gavoille and A. Labourel. Shorter implicit representation for planar graphs and bounded treewidth graphs. In *15th Annual European Symposium on Algorithms (ESA)*, pages 582–593, 2007.
- [25] C. Gavoille and C. Paul. Split decomposition and distance labelling: an optimal scheme for distance hereditary graphs. In *Proc. European Conf. on Combinatorics, Graph Theory and Applications*, Sept. 2001.
- [26] C. Gavoille, D. Peleg, S. Pérennes and R. Raz. Distance labeling in graphs. In Proc. 12th ACM-SIAM Symp. on Discrete Algorithms (SODA), pages 210–219, 2001.
- [27] T. Hsu and H. Lu. An Optimal Labeling for Node Connectivity. In Proc. 20th International Symposium on Algorithms and Computation (ISAAC), 303–310, 2009.
- [28] J. Hubicka and J. Neetřil. Universal partial order represented by means of oriented trees and other simple graphs. *Euro. J. of Combinatorics* **26(5)**, (2005), 765 – 778.
- [29] B. Jonson. Universal relational systems. *Math Scan.* **4**, (1956), 193–208.
- [30] J. B. Johnston. Universal infinite partially ordered sets. *Proc. Amer. Math. Soc.* **7**, (1957), 507–514.
- [31] M. Katz, N.A. Katz, A. Korman, and D. Peleg. Labeling schemes for flow and connectivity. *SIAM Journal on Computing* **34** (2004), 23–40.
- [32] A. Korman. Labeling Schemes for Vertex Connectivity. *ACM Transactions on Algorithms*, **6(2)** (2010).
- [33] A. Korman and S. Kutten. Distributed Verification of Minimum Spanning Trees. *Distributed Computing* **20(4)**: 253-266 (2007).
- [34] H. Kaplan and T. Milo. Short and simple labels for small distances and other functions. In *Workshop on Algorithms and Data Structures*, Aug. 2001.

- [35] H. Kaplan, T. Milo and R. Shabo. A Comparison of Labeling Schemes for Ancestor Queries. In Proc. 19th ACM-SIAM Symp. on Discrete Algorithms (SODA), 2002.
- [36] S. Kannan, M. Naor, and S. Rudich. Implicit representation of graphs. *SIAM J. on Discrete Math* **5**, (1992), 596–603.
- [37] A. Korman, D. Peleg, and Y. Rodeh. Constructing Labeling Schemes Through Universal Matrices. *Algorithmica* **57(4)**: 641–652 (2010).
- [38] L. Mignet, D. Barbosa and P. Veltri. Studying the XML Web: Gathering Statistics from an XML Sample. *World Wide Web* **8(4)**, (2005), 413–438.
- [39] I. Mlynkova, K. Toman and J. Pokorny. Statistical Analysis of Real XML Data Collections. In Proc. 13th Int. Conf. on Management of Data, (2006), 20–31.
- [40] D. Peleg. Informative labeling schemes for graphs. *Theoretical Computer Science* **340(3)**, (2005), 577–593.
- [41] D. D. Sleator and R. E. Tarjan. A data structure for dynamic trees. *J. Comp. and Sys. Sci.*, **26(3)**, 362–391, 1983.
- [42] M. Thorup. Compact oracles for reachability and approximate distances in planar digraphs. *J. of the ACM* **51**, (2004), 993–1024.
- [43] M. Thorup and U. Zwick. Compact routing schemes. In Proc. 13th ACM Symp. on Parallel Algorithms and Architecture (SPAA), pages 1–10, 2001.
- [44] W. T. Trotter. Combinatorics and partially ordered sets: Dimension theory. *The Johns Hopkins University Press*, (1992).
- [45] W.T. Trotter and J. I. Moore. The dimension of planar posets *J. Comb. Theory B* **22**, (1977), 54–67.
- [46] E.S. Wolk. The comparability graph of a tree. *Proc. Amer. Math. Soc.* **3**, (1962), 789–795.
- [47] W3C.Extensive markup language (XML) 1.0. <http://www.w3.org/TR/REC-xml>.
- [48] W3C. Exensive stylesheet language (xsl) 1.0. <http://www.w3.org/Style/XSL/>.
- [49] W3C. Xsl transformations (xslt) specification. <http://www.w3.org/TR/WD-xslt>