

A Strange Metal from Gutzwiller correlations in infinite dimensions II: Transverse Transport, Optical Response and Rise of Two Relaxation Rates

Wenxin Ding¹, Rok Žitko^{2,3}, and B Sriram Shastry¹

¹*Physics Department, University of California, Santa Cruz, California, 95060,*

²*Jožef Stefan Institute, Jamova 39, SI-1000 Ljubljana, Slovenia*

³*Faculty for Mathematics and Physics, University of Ljubljana, Jadranska 19, SI-1000 Ljubljana, Slovenia*

(Dated: November 22, 2021)

Using two approaches to strongly correlated systems, the extremely correlated Fermi liquid theory and the dynamical mean field theory, we compute the transverse transport coefficients, namely the Hall constants R_H and Hall angles θ_H , and the longitudinal and transverse optical response of the $U = \infty$ Hubbard model in the limit of infinite dimensions. We focus on two successive low-temperature regimes, the Gutzwiller correlated Fermi liquid (GCFL) and the Gutzwiller correlated strange metal (GCSM). We find that the Hall angle $\cot \theta_H$ is proportional to T^2 in the GCFL regime, while on warming into the GCSM regime it first passes through a downward bend and then continues as T^2 . Equivalently, R_H is weakly temperature dependent in the GCFL regime, but becomes strongly temperature dependent in the GCSM regime. Drude peaks are found for both the longitudinal optical conductivity $\sigma_{xx}(\omega)$ and the optical Hall angles $\tan \theta_H(\omega)$ below certain characteristic energy scales. By comparing the relaxation rates extracted from fitting to the Drude formula, we find that in the GCFL regime there is a single relaxation rate controlling both longitudinal and transverse transport, while in the GCSM regime two different relaxation rates emerge. We trace the origin of this behavior to the dynamical particle-hole asymmetry of the Dyson self-energy, arguably a generic feature of doped Mott insulators.

I. INTRODUCTION

In a recent study¹ we have presented results for the longitudinal resistivity and low-temperature thermodynamics of the Hubbard model (with the repulsion parameter $U = \infty$) in the infinite dimensional limit. In this limit, we can obtain the complete single-particle Green's functions using two methods: the dynamic mean field theory (DMFT)²⁻⁵, and the extremely correlated Fermi liquid (ECFL) theory^{6,7}, with some overlapping results and comparisons in Ref. [8]. These studies capture the non-perturbative local Gutzwiller correlation effects on the longitudinal resistivity ρ_{xx} quantitatively⁴⁻⁶. A recent study by our group addresses the physically relevant case of two dimensions⁹, with important results for many variables discussed here.

The present work extends the study of Ref. [1], using the ECFL scheme of Ref. [6], to the case of the Hall conductivity σ_{xy} and the finite frequency (i.e. optical) conductivities. One goal is to further test ECFL with the exact DMFT results for these quantities which are more challenging to calculate. More importantly, however, by combining the various calculated conductivities we are able to uncover the emergence of two different transport relaxation times. In cuprate superconductors, various authors¹⁰⁻¹⁴ have commented on the different temperature (T) dependence of the transport properties in the normal phase. The cotangent Hall angles, defined as the ratio of the longitudinal conductivity σ_{xx} and the Hall conductivity, $\cot(\theta_H) = \sigma_{xx}/\sigma_{xy}$, is close to quadratic as in conventional metals. Meanwhile, the longitudinal resistivity has unusual linear temperature dependence¹⁵. Understanding the ubiquitous T^2 behavior of $\cot(\theta_H)$ in spite of the unconventional temperature dependence of

the longitudinal resistivity is therefore quite important.

In Ref. [1] we found that at the lowest temperatures the system is a *Gutzwiller-correlated Fermi liquid* (GCFL) with $\rho_{xx} \propto T^2$. Upon warming one finds a regime with linear temperature dependence of the resistivity ρ_{xx} ¹, which is reminiscent of the *strange metal* regime in the cuprate phase diagrams¹⁵. It is termed the *Gutzwiller-correlated strange metal* (GCSM) regime¹. Previous studies^{4,5} established the GCFL and GCSM regimes using the longitudinal resistivity. Here we focus instead on the Hall constants $R_H = \sigma_{xy}/\sigma_{xx}^2$ and the Hall angles⁵, as well as on the optical conductivity⁴ and optical Hall angles. In the GCFL regime, the primary excitations are coherent quasiparticles that survive the Gutzwiller correlation, and there is a single transport relaxation time, as one would expect for a conventional Fermi liquid. Upon warming up into the GCSM regime, the longitudinal and transverse optical scattering rates become different. It appears that the existence of two separate scattering times is a generic characteristic of the GCSM regime.

This work is organized as follows. First we summarize the Kubo formulas used to calculate the transport coefficients in Sec. (II). We then revisit in Sec. (III) the familiar Boltzmann transport theory from which two separate relaxation times can be naturally derived. The results for the *dc* transport properties are presented in Sec. (IV) and those of optical conductivities in Sec. (V). In Sec. (VI) we interpret the two scattering times found in the GCSM regime through the particle-hole asymmetry of dynamical properties (spectral function) of the system. In conclusion we discuss the implication of this work for strongly correlated matter.

II. KUBO FORMULAS

The transport properties of correlated materials can be easily evaluated in the limit of infinite dimensions because the vertex corrections are absent¹⁶. For dimensions $d > 3$, the longitudinal conductivity σ_{xx} is straightforwardly generalized as the electric field remains a d -dimensional vector. The generalization is less clear for the transverse conductivity and Hall constants, because the magnetic field is no longer a vector but rather a rank-2 tensor defined through the electromagnetic tensor. Nevertheless, σ_{xy} can still be defined through suitable current-current correlation functions.

The input to the transport calculation is the single-particle Green's function $G(\omega, \mathbf{k})$, calculated in the following within either ECFL or DMFT. The Kubo formulas can be written as^{17,18}

$$\sigma_{xx} = 2\pi q_e^2 \sum_{\mathbf{k}} \Phi_{\mathbf{k}}^{xx} \int d\omega \left(-\frac{\partial f(\omega)}{\partial \omega}\right) \rho_G^2(\omega, \mathbf{k}), \quad (1)$$

$$\sigma_{xy}/B = \frac{4\pi^2 q_e^3}{3} \sum_{\mathbf{k}} \Phi_{\mathbf{k}}^{xy} \int d\omega \left(-\frac{\partial f(\omega)}{\partial \omega}\right) \rho_G^3(\omega, \mathbf{k}), \quad (2)$$

where $\rho_G(\omega, \mathbf{k}) = -\text{Im}G(\omega, \mathbf{k})/\pi$ is the single-particle spectral function and $q_e = -|e|$ is the electron charge. $\Phi_{\mathbf{k}}^{xx} = (\epsilon_{\mathbf{k}}^x)^2$ and $\Phi_{\mathbf{k}}^{xy} = (\epsilon_{\mathbf{k}}^y)^2 \epsilon_{\mathbf{k}}^{xx} - \epsilon_{\mathbf{k}}^y \epsilon_{\mathbf{k}}^x \epsilon_{\mathbf{k}}^{xy}$ are called transport functions, with $\epsilon_{\mathbf{k}}^\alpha = \partial \epsilon_{\mathbf{k}} / \partial k_\alpha$ and $\epsilon_{\mathbf{k}}^{\alpha\beta} = \partial^2 \epsilon_{\mathbf{k}} / \partial k_\alpha \partial k_\beta$, $\epsilon_{\mathbf{k}}$ being the energy dispersion. We set \hbar to 1.

It is more convenient to convert the multi-dimensional \mathbf{k} -sums into energy integrals:

$$\sigma_{xx} = \sigma_0 2\pi D \int d\epsilon \frac{\Phi^{xx}(\epsilon)}{\Phi^{xx}(0)} \int d\omega \left(-\frac{\partial f(\omega)}{\partial \omega}\right) \rho_G^2(\omega, \epsilon), \quad (3)$$

$$\sigma_{xy}/B = \sigma_0 \frac{4\pi^2 D q_e}{3} \int d\epsilon \frac{\Phi^{xy}(\epsilon)}{\Phi^{xx}(0)} \int d\omega \left(-\frac{\partial f(\omega)}{\partial \omega}\right) \rho_G^3(\omega, \epsilon), \quad (4)$$

where $\Phi^{xx(xy)}(\epsilon) = \sum_{\mathbf{k}} \Phi_{\mathbf{k}}^{xx(xy)} \delta(\epsilon - \epsilon_{\mathbf{k}})$, $\sigma_0 = q_e^2 \Phi^{xx}(0)/D$ is the Ioffe-Regel-Mott conductivity, D is half-bandwidth, and $\rho_G(\omega, \epsilon) = \rho_G(\omega, \mathbf{k})$ such that $\epsilon = \epsilon_{\mathbf{k}}$. In d dimensions the transport functions on the Bethe lattice are¹⁹

$$\Phi^{xx}(\epsilon) = \frac{1}{3d} (D^2 - \epsilon^2) \rho_0(\epsilon), \quad (5)$$

$$\Phi^{xy}(\epsilon) = -\frac{1}{3d(d-1)} \epsilon (D^2 - \epsilon^2) \rho_0(\epsilon), \quad (6)$$

where $\rho_0(\epsilon) = \frac{2}{\pi D^2} \sqrt{D^2 - \epsilon^2} \Theta(D - |\epsilon|)$ is the non-interacting density of states on the Bethe lattice and D is the half bandwidth. Even though the transport function results indicate that σ vanishes as $d \rightarrow \infty$, we can redefine the conductivities in this limit as the sum of all components: $\sigma_L = \sum_{\alpha} \sigma_{\alpha\alpha}$, $\sigma_T = \sum_{\alpha \neq \beta} \text{Sgn}[\alpha - \beta] \sigma_{\alpha\beta}$ with $\alpha(\beta) = 1, 2, \dots, d$. More importantly, the d -dependence directly drops out when we compute the Hall constant $R_H = \sigma_{xy}/\sigma_{xx}^2$. For the rest of this work, we shall redefine σ_{xx} and σ_{xy} via σ_L and σ_T considering that all components of $\sigma_{L(T)}$ are equal so that both the d -factor and the constant factor drop out from the transport functions:

$$\sigma_{xx} = 3\sigma_L, \quad \Phi^{xx}(\epsilon) = (D^2 - \epsilon^2) \rho_0(\epsilon), \quad (7)$$

$$\sigma_{xy} = 3\sigma_T, \quad \Phi^{xy}(\epsilon) = -\epsilon (D^2 - \epsilon^2) \rho_0(\epsilon). \quad (8)$$

III. TWO-RELAXATION-TIME BEHAVIOR IN THE BOLTZMANN THEORY

In Boltzmann theory, the transport properties can be obtained by solving for the distribution function in the presence of external fields from the Boltzmann equation²⁰:

$$\frac{\partial \delta f}{\partial t} - \frac{q_e}{\hbar c} \mathbf{v} \times \mathbf{B} \cdot \frac{\partial \delta f}{\partial \mathbf{k}} + \mathbf{v} \cdot q_e \mathbf{E}(t) \left(-\frac{\partial f^0}{\partial \epsilon}\right) = \hat{L} \delta f, \quad (9)$$

where f is the full distribution function that needs to be solved, f^0 is the Fermi-Dirac distribution function, $\delta f = f - f^0$, and $\hat{L} \delta f$ represents the linearized collision integrals.

In the regime of linear response, we expand $\delta f^{E,B}$ in powers of the external fields to second order as

$$\delta f^{E,B} = \delta f^{E,0} + B \delta f^{E,1}, \quad (10)$$

where $\delta f^{E,0}$ is the solution in the absence of magnetic fields, and both $\delta f^{E,0}$ and $\delta f^{E,1}$ are linear in E . In the relaxation-time-approximation (RTA)²¹ we replace the collision integrals as $\hat{L}_{\mathbf{k}} \delta f \rightarrow -\delta f/\tau$ where τ is assumed to be \mathbf{k} -independent. However, $\hat{L} \delta f^{E,0}$ and $\hat{L} \delta f^{E,1}$ are in principle governed by different relaxation times, as pointed out by Anderson^{10,14}. Writing

$$\hat{L} \delta f^{E,0} \rightarrow -\frac{\delta f^{E,0}}{\tau_{tr}}, \quad \hat{L} \delta f^{E,1} \rightarrow -\frac{\delta f^{E,1}}{\tau_H}, \quad (11)$$

we obtain

$$\sigma_{xx}(\omega) = \frac{\omega_p^2}{4\pi} \frac{\tau_{tr}}{1 - i\omega\tau_{tr}}, \quad (12)$$

$$\sigma_{xy}(\omega)/B = \frac{\omega_p^2 \omega_c / B}{4\pi^2} \frac{\tau_H}{1 - i\omega\tau_H} \frac{\tau_{tr}}{1 - i\omega\tau_{tr}}, \quad (13)$$

where

$$\frac{\omega_p^2}{4\pi} = \int \frac{d^d k}{(2\pi)^d} 2q_e^2 v_x^2 (-\partial_\epsilon f^0), \quad (14)$$

$$\frac{\omega_c}{B} = \omega_p^{-2} \int \frac{d^d k}{(2\pi)^d} 2q_e^3 (v_x^2 \partial_{k_y} v_y - v_x v_y \partial_{k_x} v_y) \partial_\epsilon f^0, \quad (15)$$

$v_a = \partial_{k_a} \epsilon(\mathbf{k})$ is the velocity in direction a , $\epsilon(\mathbf{k})$ is energy dispersion of the electrons and $\mathbf{B} = \hat{z}B$. Then the Hall angle is

$$\tan \theta_H(\omega) = \frac{\omega_c}{\pi} \frac{\tau_H}{1 - i\omega\tau_H}. \quad (16)$$

Therefore, the optical conductivities can be cast in the Boltzmann-RTA form as

$$\frac{\sigma_{xx}(0)}{\text{Re}[\sigma_{xx}(\omega)]} = 1 + \omega^2 \tau_{tr}^2, \quad (17)$$

$$\frac{\sigma_{xy}(0)/B}{\text{Re}[\sigma_{xy}(\omega)]/B} = 1 + \omega^2 (\tau_{tr}^2 + \tau_H^2) + \tau_{tr}^2 \tau_H^2 \omega^4, \quad (18)$$

$$\frac{\theta_H(0)}{\text{Re}[\theta_H(\omega)]} = 1 + \omega^2 \tau_H^2. \quad (19)$$

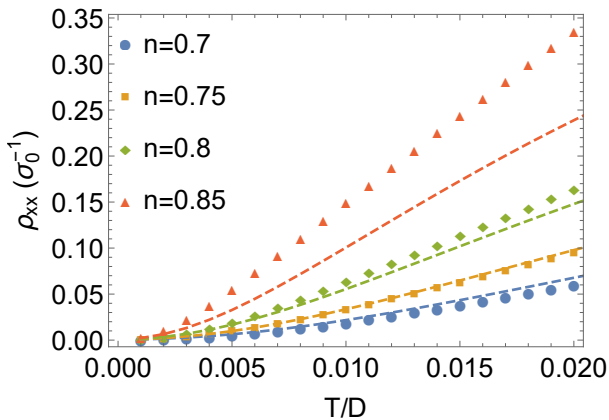


FIG. 1. Temperature dependence of the dc resistivity ρ_{xx} of the $U = \infty$ Hubbard model from DMFT (dashed lines) and ECFL (solid symbols) for a range of electron densities n . The horizontal axis corresponds to absolute temperatures.

The dc and ac transport coefficients of a microscopic theory do *not* necessarily take the form of the Boltzmann RTA theory. In the rest of this work, we study both the dc and the real part of the ac transport coefficients, and consider them as

$$\Re[\sigma_{xx}(\omega)] = \frac{\sigma_{xx}(0)}{1 + \tau_{tr}^2 \omega^2 + \mathcal{O}(\omega^4)}, \quad (20)$$

$$\Re[\tan \theta_H(\omega)/B] = \frac{\tan \theta_H(0)/B}{1 + \tau_H^2 \omega^2 + \mathcal{O}(\omega^4)}. \quad (21)$$

The relaxation times τ_{tr} and τ_H are extracted from the low frequency part of $\Re[\sigma_{xx}(\omega)]$ and $\Re[\tan \theta_H(\omega)/B]$ by fitting to the above expressions. Although computing $\Re[\theta_H(\omega)]$ requires both real and imaginary parts of the optical conductivities, we can make the approximation $\Re[\theta_H(\omega)] \simeq \Re[\sigma_{xy}(\omega)]/\Re[\sigma_{xx}(\omega)]$ when ω of concern is small. We expect τ_{tr} and τ_H to have similar temperature and density dependence as $\sigma_{xx}(0)$ and $\tan \theta_H(0)/B$.

IV. dc TRANSPORT

We now use the Kubo formulas to compute the transport coefficients within the ECFL and DMFT approaches. We plot the ECFL results as solid symbols and the DMFT results as dashed lines using the same color for each density unless specified otherwise. As we shall demonstrate, the agreement between the DMFT and ECFL results follows the same qualitative trend for all quantities considered: it is better at lower temperatures, lower frequencies, and at lower density (higher hole doping).

We identify the GCFL and GCSM regimes, as well as the cross-over scale T_{FL} separating them, from the T dependence of the longitudinal resistivity ρ_{xx} , shown in Fig. (1). We identify the Fermi liquid temperature T_{FL} using the resistivity, rather than the more conventional

thermodynamic measures, such as heat capacity. The latter variables do actually give rather similar values, but the resistivity seems most appropriate for this study. Our definition is that up to and below T_{FL} , the resistivity $\rho_{xx} \sim T^2$, while above T_{FL} , ρ_{xx} displays a more complex set of T dependence as outlined in Ref. [1]. The Fermi liquid temperature has been quantitatively estimated in Ref. [6]:

$$T_{FL} \simeq 0.05 \times D\delta^\alpha, \quad (22)$$

where δ is the hole density $\delta = 1 - n$. The exponent $\alpha \sim 1.39$ within DMFT⁸; this is the value we will use below. α is somewhat greater for ECFL within the scheme used in Ref. [6] and hence T_{FL} given by DMFT is slightly higher than that by ECFL, as can also be seen in Fig. (1). Consequently as n increases, the the ECFL curves for ρ_{xx} lie above those from DMFT.

A. Hall constant

In Fig. (2), we show R_H as a function of temperature at different densities for low temperatures $T < 0.02D$ (2a), and as a function of the hole density $\delta = (1 - n)$ at $T = 0.002D, 0.005D, 0.01D$ (2b). The Hall constant is weakly temperature-dependent for $T \ll T_{FL}$, but it starts to decrease on warming, as seen in Fig. (2a).

As a function of density δ the Hall constants from the two theories agree quite well, and are roughly linear with δ . The extrapolation to $\delta \rightarrow 0$ is uncertain from the present data. One might be tempted to speculate that it vanishes, since the lattice density of states is particle-hole symmetric. This question deserves further study with different densities of states that break the particle-hole symmetry.

B. Cotangent of the Hall angle

The theoretical results for cotangent of the Hall angle ($\cot \theta_H$) $B = (\sigma_{xx}/\sigma_{xy})B$ are shown as a function of T^2 in Fig. (3a). We see that in DMFT as well as ECFL, the $\cot(\theta_H)$ is linear in T^2 on both sides of a bend (or kink) temperature, which increases with increasing hole density δ . However this kink is weaker in DMFT than in ECFL. This bending was already noted in Fig. (5.a) of Ref. (9), within the 2-d ECFL theory. We may thus infer that $\cot(\theta_H)$ goes as $Q_{FL}T^2$ in the Fermi liquid regime, passes through a slight downward bend, and continues as $Q_{SM}T^2$ in the strange metal regimes, such that $Q_{FL} > Q_{SM}$. The difference, $A_{FL} - A_{SM}$, becomes smaller as δ decreases.

In order to characterize this kink more precisely, we define the downward bending regime by its onset temperature T_B^- , the crossing temperature of the two different T^2 lines T_B , and its ending temperature T_B^+ . The temperatures $T_B^{-(+)}$ are determined by 5% deviation from

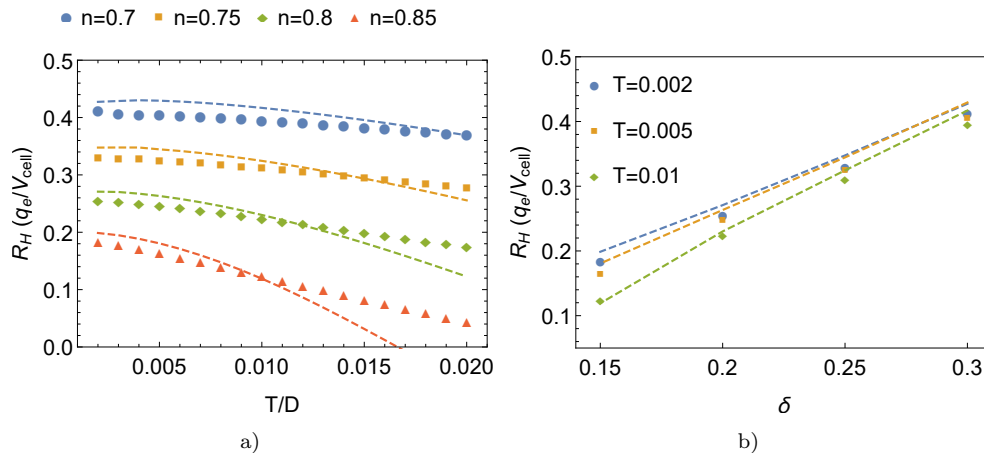


FIG. 2. Temperature dependence of the Hall constants R_H (2a) and R_H at $T = 0.002D, 0.005D, 0.01D$ as functions of the hole density $\delta = 1 - n$ (2b) for both DMFT (dashed lines) and ECFL (solid symbols). R_H is weakly T -dependent below T_{FL} and develops stronger T -dependence in the GCSM regime. R_H varies roughly linearly on δ at all three temperatures shown in (2b).

the T^2 -fitting well below (above) T_{FL} , and T_B is well defined as the crossing point of the two T^2 -fittings. We illustrate the kink and the determination of T_B , T_B^- and T_B^+ at $n = 0.7$ for both ECFL in Fig. (3b) and DMFT in Fig. (3c). In Fig. (3d), we show T_B , T_B^- , T_B^+ and T_{FL} obtained from ECFL as functions of δ . We see that T_B^- is identical to T_{FL} , while T_B and T_B^+ are T_{FL} plus some constants with weak δ -dependence. We plot $\frac{\cot \theta_H}{\cot \theta_H(T=T_{FL})}$ as functions of $(T/T_{FL})^2$ for ECFL in Fig. (3e) and DMFT in Fig. (3f) to show the systematic evolution of the kinks when the density is varied.

C. Kink in cotangent of the Hall angle

There has been much interest in the quadratic T dependence of $\cot(\theta_H)$ in the literature^{10,14}. It is intriguing that a kink in the plot of $\cot(\theta_H)$ versus T^2 curves is seen in almost all experiments, although it appears to not have been commented on earlier. Such bending is clearly seen in experimental data Fig. (2) of Ref. [10], Fig. (4) of Ref. [22] and Fig. (3.c) of Ref. [23].

From Fig. (3.c) of Ref. [23] we estimate $T_B \simeq 100 K, 80 K, 70 K$ for LSCO at $\delta = 0.21, 0.17, 0.14$ respectively. These are comparable with the ECFL results $T_B = 70 K, 60 K, 40 K$ at $\delta = 0.2, 0.175, 0.15$, if we set $D = 10^4 K$. The trend of T_B and the prefactor difference $A_{FL} - A_{SM}$ also agrees with what we find, i.e., both T_B and $A_{FL} - A_{SM}$ decrease as δ is lowered. An increase of A_{SM} at even higher temperatures is also observed in Ref.[24], similar as what we find in Fig. (3a) above the GCSM regime.

It is notable that the bending temperatures T_B in theory and in experiments are on a similar scale. It is therefore of interest to explore this kink in $\cot(\theta_H)$ more carefully. From the perspective of the ECFL and DMFT the-

ories, we note that the kink represents one of the basic crossovers discussed in Ref. [1], namely from the GCFL to GCSM regimes. It would be interesting to explore this feature more closely in experiments, in particular to see if the theoretically expected correlation between the crossover in ρ_{xx} and $\cot(\theta_H)$ finds support.

V. OPTICAL RESPONSE

A. Optical conductivity and the longitudinal scattering rates Γ_{tr}

In Fig. (4) we show the optical conductivity $\sigma_{xx}(\omega)$ as well as the quantity $\sigma_{xx}(0)/\sigma_{xx}(\omega) - 1$, which better presents the approach to the zero frequency limit and is to be compared with the Boltzmann RTA form (Drude formula) in Eq. (17). We display plots obtained from both ECFL (symbols) and DMFT (dashed lines) for fixed $n = 0.8$ and for three temperatures to show the generic behavior at $T < T_{FL}$, $T \simeq T_{FL}$ and $T > T_{FL}$: $T = 0.002D$ (4a), $T = 0.005D$ (4b) and $T = 0.01D$ (4c). ECFL results agree well with the exact solution of DMFT within this temperature range.

$\sigma_{xx}(\omega)$ shows a narrow Drude peak below T_{FL} which broadens as T increases and finally takes a form well approximated by a broad Lorentzian at $T = 0.01 D$. Correspondingly, $(\sigma_{xx}(0)/\sigma_{xx}(\omega) - 1)$ is quadratic in frequency and can be fit to $\tau_{tr}^2 \omega^2$ to extract the relaxation time τ_{tr} . The ω^2 regime has a width $\propto \tau_{tr}^{-1}$. The fitting is performed at very small frequencies well within this quadratic regime. At higher frequency, $(\sigma_{xx}(0)/\sigma_{xx}(\omega) - 1)$ flattens out and creates a knee-like feature in-between. The flattening tendency decreases as T increases, and $1/\sigma_{xx}(\omega)$ grows monotonically. This knee-like feature thus becomes smoother as T increases and eventually is lost for $T > T_{FL}$. This trend is illustrated in Fig. (4d),

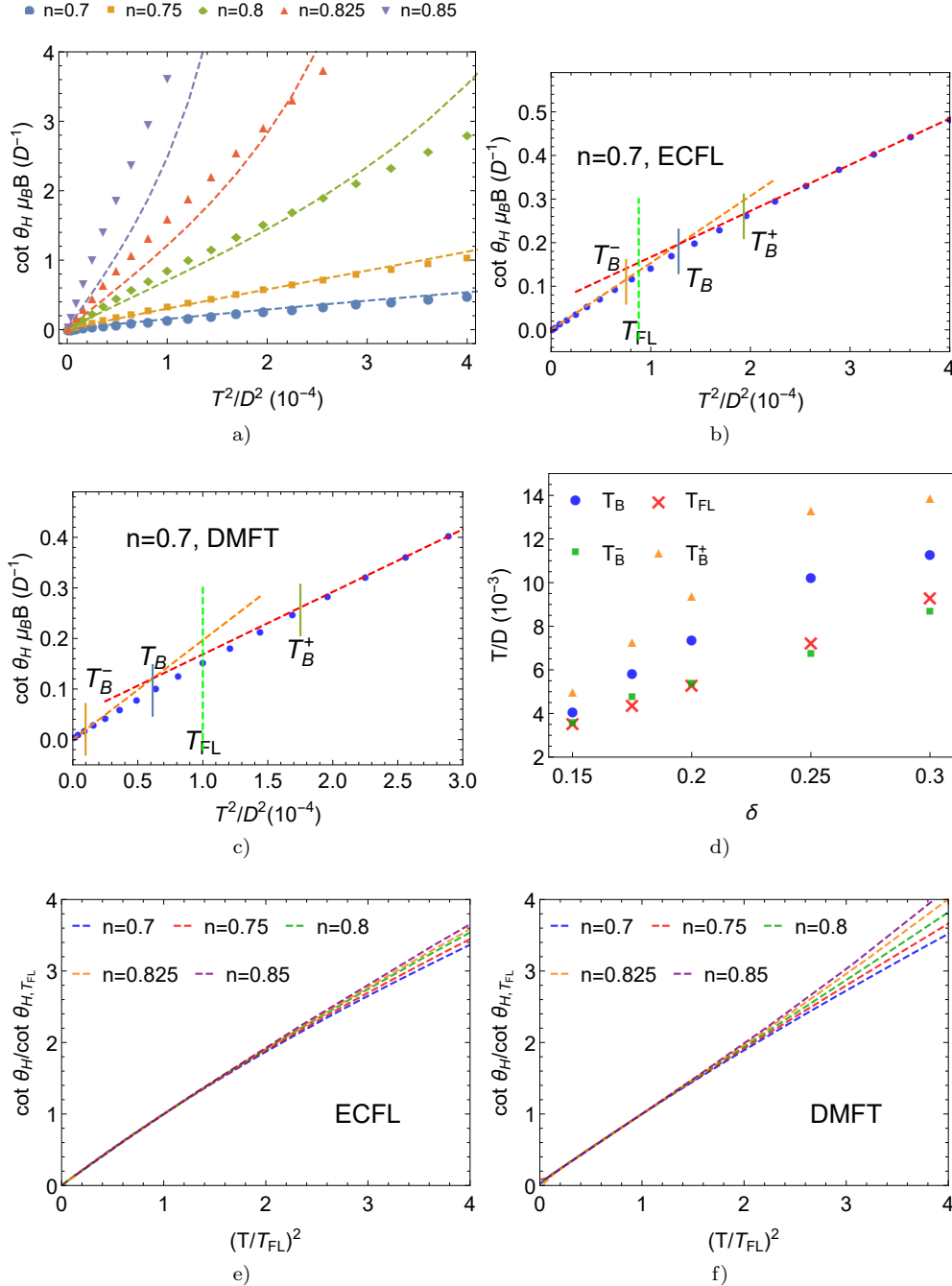


FIG. 3. Temperature dependence of the cotangent Hall angle $\cot \theta_H B$ of both ECFL (symbols) and DMFT (dashed lines) shown as a function of T^2 (3a). The Hall angles $\cot \theta_H B \propto T^2$ in the GCFL regime, passes through a slight downward bend (i.e., a kink), and continues as T^2 within the temperature range studied. The downward bending regime is characterized by its onset T_B^- , the crossing of the two different T^2 lines T_B , and its ending T_B^+ . We illustrate the kink and the determination of T_B , T_B^- and T_B^+ at $n = 0.7$ for both ECFL (3b) and DMFT (3c). T_B , T_B^- and T_B^+ obtained from the ECFL are shown as a function of δ in (3d). We plot $\frac{\cot \theta_H}{\cot \theta_H(T=T_{FL})}$ as functions of $(T/T_{FL})^2$ for ECFL (3e) and DMFT (3f) to show the systematic evolution of the kinks when the density varies.

where we normalize all curves of $(\sigma_{xx}(0)/\sigma_{xx}(\omega) - 1)$ by their corresponding τ_{tr}^2 , while the ω^2 curve is shown as a solid blue line. All curves fall onto the ω^2 line at small frequencies, and peel off at a frequency which increases

as T increases.

These scattering rates are shown as a function of temperature in Fig. (6a). The scattering rate Γ has a similar temperature dependence as the resistivity, i.e., a

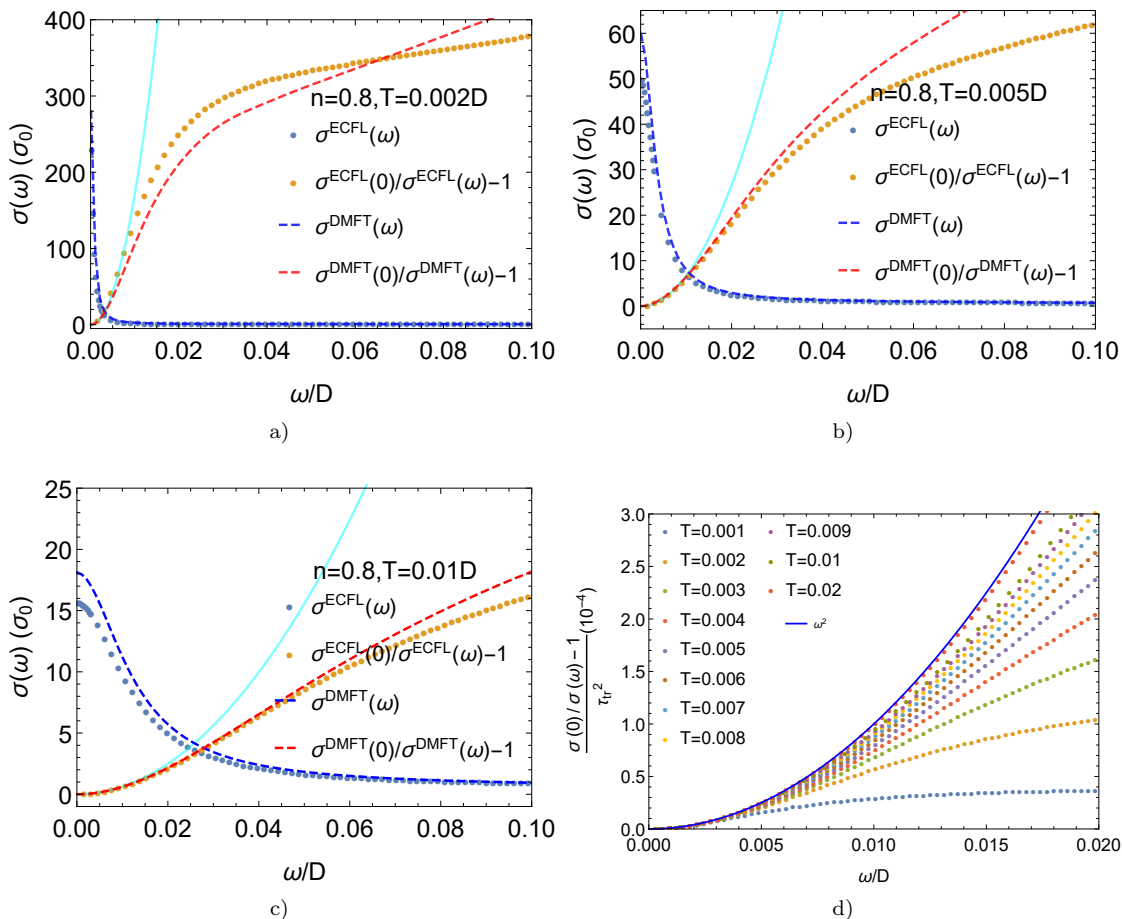


FIG. 4. $\sigma_{xx}(\omega)$ and $\sigma(0)/\sigma(\omega) - 1$ for $n = 0.8$ at $T = 0.002D$ (4a), $T = 0.005D$ (4b) and $T = 0.01D$ (4c) for DMFT (dashed lines) and ECFL (solid symbols). The cyan solid lines are ω^2 fitting near $\omega \rightarrow 0$. In (4d) we normalize $\sigma(0)/\sigma(\omega) - 1$ curves computed from ECFL for various temperatures by τ_{tr}^2 with τ_{tr} obtained from the fits at small frequencies to the Drude formula. The solid blue line is a ω^2 curve.

quadratic-T regime at low temperatures followed by a linear-T regime at higher temperatures.

B. Optical Hall angle and the transverse scattering rates Γ_H

In Fig. (5), we show the optical tangent Hall angle $\tan \theta_H(\omega)$ and the quantity $\tan \theta_H(0)/\tan \theta_H(\omega) - 1$. We display plots obtained from both ECFL (symbols) and DMFT (dashed lines) for fixed $n = 0.8$ and for three temperatures to show the generic behavior at $T < T_{FL}$, $T \simeq T_{FL}$ and $T > T_{FL}$: $T = 0.002D$ (5a), $T = 0.005D$ (5b) and $T = 0.01D$ (5c). The ECFL results agree well with those from DMFT within this temperature range.

Just like $\sigma_{xx}(\omega)$, $\tan \theta_H(\omega)$ possesses a narrow Drude peak below T_{FL} that broadens in a similar way with increasing temperature. $(\tan \theta_H(0)/\tan \theta_H(\omega) - 1)$ is quadratic in frequency and we fit $\tau_H^2 \omega^2$ to extract the transverse relaxation time τ_H . The ω^2 regime, however, has a very narrow, weakly T -dependent width which is

about $0.003 D$. The relaxation time τ_H is extracted by fitting within this very low frequency range. Above this energy a flattening behavior, similar to that in the optical conductivity, takes place at low temperatures. At higher temperatures and lower hole density, a power-law behavior with an exponent that increases with T gradually replaces the flattening out behavior. Such a tendency is visible in Figs. (5d) and (5e), where all $(\tan \theta_H(0)/\tan \theta_H(\omega) - 1)$ curves are normalized by their corresponding τ_H^2 .

In Fig. (6b) we show Γ_H (defined as $\Gamma_H \equiv \tau_H^{-1}$) for various densities and temperatures obtained from the Drude formula fitting. Their T -dependence is quadratic for both GCFL and GCSM regimes.

C. Emergence of two relaxation times

In Fig. (6c), we show Γ_H/Γ_{tr} as a function of temperature. At all densities considered this ratio behaves differently for T below and above T_{FL} . Below T_{FL} , the ratio

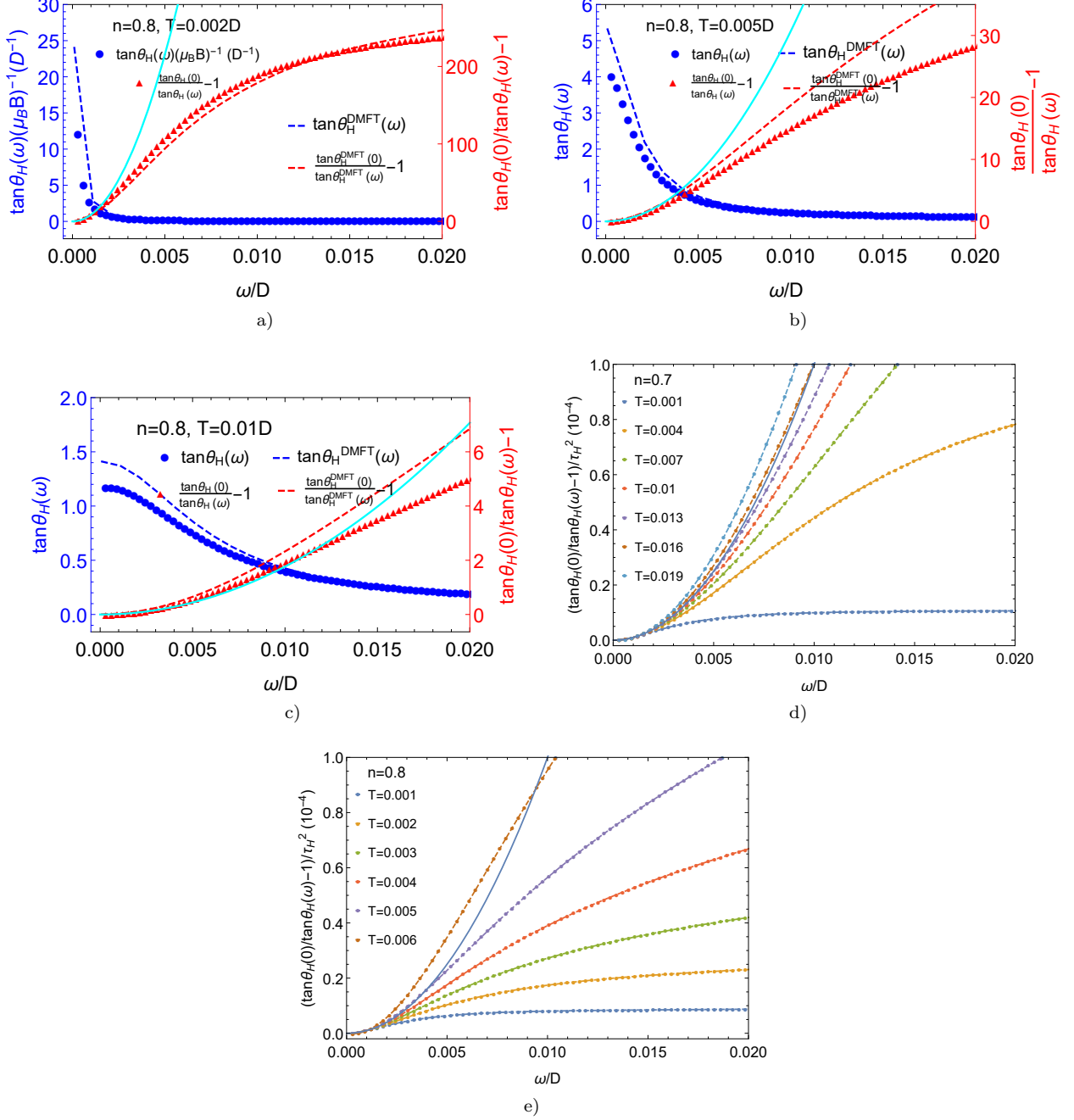


FIG. 5. Optical Hall angles $\tan\theta_H(\omega)$ (blue) and $\tan\theta_H(0)/\tan\theta_H(\omega)-1$ (red) shown for $n = 0.8$, $T = 0.002D$ (5a), $T = 0.005D$ (5b) and $T = 0.01D$ (5c) for DMFT (dashed lines) and ECFL (solid symbols). The cyan solid lines are ω^2 fitting near $\omega \rightarrow 0$. $[\tan\theta_H(0)/\tan\theta_H(\omega)-1]/\tau_H^2$ obtained from ECFL shown for $n = 0.7$ (5d) and $n = 0.8$ (5e). Drude peaks are found to be narrow (note the different horizontal axis scale compared to Fig. 3).

$\Gamma_H/\Gamma_{tr} \simeq 0.5$ remains essentially constant, and hence the optical transport is dominated by a single scattering rate. Once T_{FL} is crossed, however, Γ_H/Γ_{tr} becomes strongly T -dependent. This indicates that there are *two relaxation times* in the GCSM regime. This is possible since the quasiparticles are no longer well defined for $T > T_{FL}$, and different frequency regimes present

in the spectral functions contribute differently to the two relaxation times. In Fig. (6d), we plot Γ_H/Γ_{tr} versus the rescaled temperature T/T_{FL} to illustrate the clearly distinct behavior below and above T_{FL} .

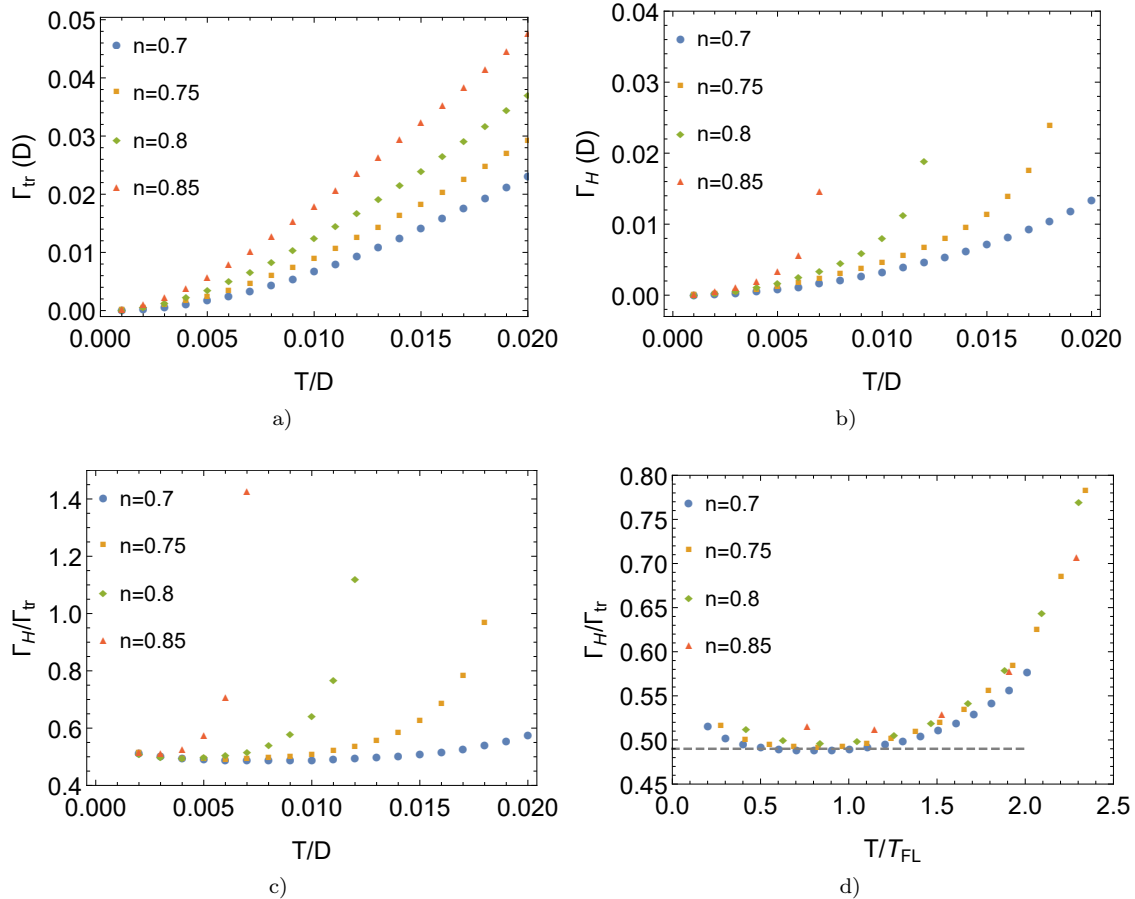


FIG. 6. Longitudinal relaxation rate Γ_{tr} extracted by fitting $\sigma_{xx}(\omega)$ by the Drude formula (6a), transverse relaxation time Γ_H extracted from $\theta_H(\omega)$ (6b), their ratio Γ_H/Γ_{tr} as functions of T (6c) and as functions of scaled temperature T/T_{FL} (6d). All the relaxation rates are extracted from the ECFL optical response results.

VI. ANALYSIS

We begin by analyzing the exact formulas for the conductivities σ_{xx}, σ_{xy} of Eqs. (3) and (4), following Ref. [25] and [6] within ECFL theory where more analytic insight is available.

It has long been noted that the particle-hole asymmetry of the spectral function is one of the characteristic features of strongly correlated systems^{26,29–34}. The dynamic particle-hole transformation is defined by simultaneously inverting the wave vector and energy in $\rho_G(\mathbf{k}, \omega)$ relative to the chemical potential μ as $(\hat{\mathbf{k}}, \omega) \rightarrow -(\hat{\mathbf{k}}, \omega)$, with $\hat{\mathbf{k}} = \mathbf{k} - \mathbf{k}_F$ ²⁶. In the limit of $d \rightarrow \infty$, we ignore the $\hat{\mathbf{k}}$ part of the transformation. Consequently, the dynamic particle-hole asymmetry solely stems from the asymmetry of the self-energy spectral function $\rho_\Sigma(\omega, T) = -\mathcal{I}m\Sigma(\omega, T)/\pi$. Instead of analyzing ρ_G , we can simply focus on ρ_Σ since

$$\rho_G = \frac{\rho_\Sigma}{(\omega + \mu - \epsilon - \mathcal{R}e\Sigma)^2 + \pi^2 \rho_\Sigma^2}. \quad (23)$$

$$= \frac{1}{\pi} \frac{B(\omega, T)}{(A(\omega, T) - \epsilon)^2 + B^2(\omega, T)} \quad (24)$$

where

$$A(\omega, T) = \omega + \mu - \mathcal{R}e\Sigma(\omega, T), \quad (25)$$

$$B(\omega, T) = \pi \rho_\Sigma(\omega, T) = -\mathcal{I}m\Sigma(\omega, T). \quad (26)$$

Then we approximate the exact equations (3) and (4) by their asymptotic values at low enough T , following Ref. [6]. The idea is to first integrate over the band energy ϵ viewing one of the powers of ρ_G as a δ function constraining $\epsilon \rightarrow A(\omega, T)$. This gives

$$\sigma_{xx} = \frac{\sigma_0 D}{\Phi^{xx}[0]} \int d\omega (-f') \frac{\Phi^{xx}[A(\omega, T)]}{B(\omega, T)}, \quad (27)$$

$$\sigma_{xy} = \frac{\sigma_0 D q_e}{\Phi^{xx}[0]} \int d\omega (f') \left(\frac{\partial_\omega^2 \Phi^{xy}[A(\omega, T)]}{3} + \frac{\Phi^{xy}[A(\omega, T)]}{2(B(\omega, T))^2} \right), \quad (28)$$

The first term in Eq. (28) turns out to be negligible compared to the second, and hence we will ignore it. Next, we track down the electronic properties that give rise to a second relaxation time using the above asymptotic expressions.

To the lowest order of approximation at low temperatures, we can make the substitution $f'(\omega) \rightarrow -\delta(\omega)$ in

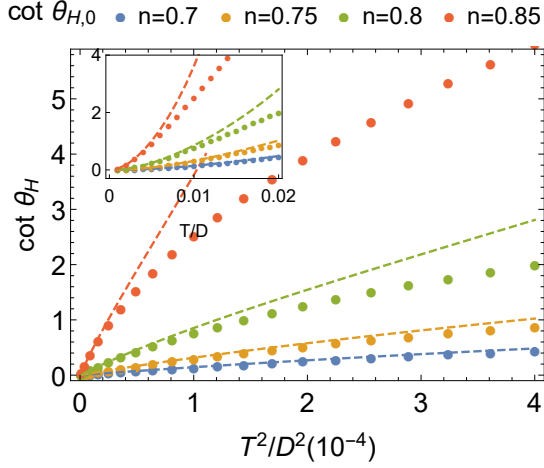


FIG. 7. Zeroth order asymptotic cotangent Hall angles $\cot \theta_{H,0}$ plotted as functions of T^2 (main panel, symbols) compared with the exact results (dashed lines) and as functions of T (inset).

Eq. (27) and (28), which gives

$$\cot \theta_{H,0}/B = \frac{2B(0, T)}{q_e A(0, T)}. \quad (29)$$

We show $\cot \theta_{H,0}$ in Fig. (7). When plotted as a function of T^2 as shown in the main panel of Fig. (7), $\cot \theta_{H,0}$ (solid symbols) is in good agreement with the exact results (dashed lines) both qualitatively, i.e., showing a kink-like feature, and quantitatively except for relatively high temperatures and densities. However, when it is plotted as a function of T (inset of Fig. (7)), we find that the "kink" is actually the crossover from a T^2 behavior to a linear- T behavior and $\cot \theta_{H,0}$ follows the T -dependence of ρ_{xx} . The lowest order approximation is insufficient to capture and to understand the second T^2 regime. Therefore, we pursue more accurate asymptotic expressions of Eqs. (27) and (28). Following Ref. [5] and [1], we do the following small frequency expansion:

$$\Phi^{xx(xy)}[A(\omega, T)] = \Phi^{xx(xy)}[A_0] \quad (30)$$

$$+ \Phi^{xx(xy)'}[A_0]A_1 \omega + \dots,$$

$$B(\omega, T) = B_0 + B_1\omega + B_2\omega^2 + \dots, \quad (31)$$

where A_0 and A_1 is given by the expansion

$$A(\omega, T) = A_0 + A_1\omega + \dots, \quad (32)$$

Recall that $A_1 = Z^{-1}$, it is therefore large. In order to provide further context to these coefficients B_n and to connect with earlier discussions of the self energy, it is useful to recall a useful and suggestive expression for the imaginary self energy exhibiting particle-hole asymmetry at k_F at low ω (e.g. see Eq. (28) in Ref. [8])

$$-\Im m\Sigma(\omega, T) \sim \pi \frac{(\omega^2 + \pi^2 T^2)}{\Omega_\Sigma(T)} \left(1 - \frac{\omega}{\Delta}\right), \quad (33)$$

where Ω_Σ behaves as $\sim Z^2$ in the low- T Fermi liquid regime. The scale Δ breaks the particle-hole symmetry of the leading term.

The variation of Ω_Σ and Δ in the GCSM regime is illustrated below in Fig. (8). Expanding this expression at low ω we identify the coefficients $B_0 = \pi \frac{\pi^2 T^2}{\Omega_\Sigma(T)}$, $B_1 = -\frac{B_0}{\Delta}$, $B_2 = \frac{\pi}{\Omega_\Sigma}$, all of which are numerically verified to be valid for all temperatures we study in this work. The negative sign of B_1 is easily understood.

Now we keep $B(\omega, T)$ to $\mathcal{O}(\omega^2)$ and $A(\omega, T)$ to $\mathcal{O}(\omega)$, which are the lowest orders required to capture all important features of the exact results. Then Eq. (27) and (28) can be simplified as

$$\sigma_{xx} \simeq \frac{\sigma_0 F_1^0}{D^2 B_0} (D^2 - A_0^2)^{3/2} \left(1 - \frac{3\pi^2 F_2^2}{F_1^0} \frac{T^2 A_0 A_1}{\Delta (D^2 - A_0^2)}\right), \quad (34)$$

$$\begin{aligned} \sigma_{xy}/B &\simeq \frac{\sigma_0 q_e F_2^0}{2D^2 B_0^2} A_0 (D^2 - A_0^2)^{3/2} \\ &\times \left(1 + \frac{\pi^2 F_3^2}{F_2^0} \frac{T^2 A_1}{\Delta A_0} \left(1 - \frac{3A_0^2}{D^2 - A_0^2}\right)\right). \end{aligned} \quad (35)$$

The coefficients are defined as²⁷

$$F_m^n = \frac{\pi}{4} \int_{-\infty}^{\infty} \frac{dx}{\cosh^2(\pi x/2)} \frac{x^n}{(1+x^2)^m}. \quad (36)$$

Using Eqs. (34), (35) and [27], we can write

$$\sigma_{xx} \simeq \sigma_{xx,0} (1 - \alpha_{xx}), \quad (37)$$

$$\sigma_{xy} \simeq \sigma_{xy,0} (1 - \alpha_{xy}), \quad (38)$$

with

$$\sigma_{xx,0} = \sigma_0 \frac{(D^2 - A_0^2)^{3/2}}{D^2} \frac{0.822467}{B_0}, \quad (39)$$

$$\sigma_{xy,0}/B = \sigma_0 q_e \frac{A_0 (D^2 - A_0^2)^{3/2}}{D^2} \frac{0.355874}{B_0^2}, \quad (40)$$

$$\alpha_{xx} = \frac{A_1 A_0}{D^2 - A_0^2} \frac{3.98598 \times T^2}{\Delta}, \quad (41)$$

$$\alpha_{xy} = -A_1 \left(\frac{1}{A_0} - \frac{3A_0}{D^2 - A_0^2}\right) \frac{2.12075 \times T^2}{\Delta}. \quad (42)$$

$\sigma_{xx,0}$ agrees with previous works^{1,6}. $\alpha_{xx(xy)}$ are relative corrections due to Δ and A_1 comparing to $\sigma_{xx(xy),0}$. Numerical results of α_{xx} and α_{xy} are shown in Fig. (9a). We find that $|\alpha_{xx}|$ is less than 5% even at the highest temperature. However, α_{xy} becomes $\mathcal{O}(1)$ in the GCSM regime. Therefore, we obtain the following asymptotic $\tan \theta_H$ by omitting α_{xx} :

$$\cot(\theta_H) \simeq \frac{\cot \theta_{H,0}}{(1 - \alpha_{xy})}, \quad (43)$$

$$\cot \theta_{H,0}/B = q_e \frac{B_0}{0.432691 A_0}. \quad (44)$$

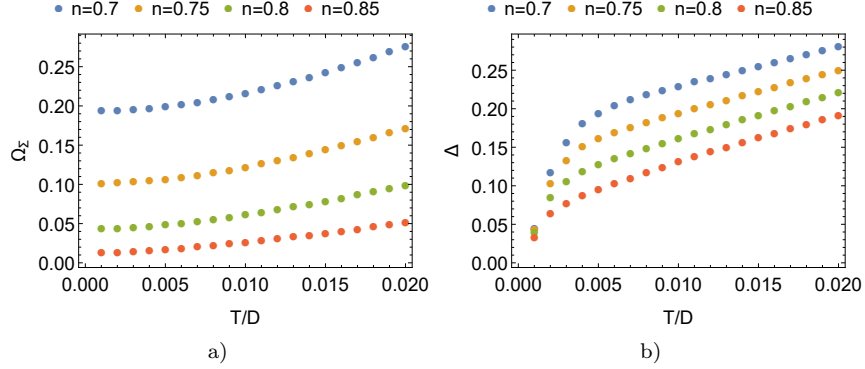


FIG. 8. Coefficients of the small frequency expansion of the ECFL Dyson self-energy Ω_Σ (8a) and Δ (8b) plotted as functions of temperature.

We show ρ_{xx} and $\cot(\theta_H)$ computed from the asymptotic expressions Eq. (37) and (38) in Fig. (9). The asymptotic values are denoted by crosses whereas the results of Eq. (3) and (4) are denoted by solid circles. The numerical results of Eq. (43) recover the second T^2 regime.

Therefore, we find that the α_{xy} term due to the higher order terms of $A(\omega, T)$ and $B(\omega, T)$ gives rise to the second T^2 regime of $\cot(\theta_H)$. Typically such correction is small, such as is the case of α_{xx} . The significant difference between α_{xx} and α_{xy} is understood by examining Eq. (41) and (42) more closely. Both α_{xx} and α_{xy} are $\propto A_1 T^2 / \Delta$ with slightly different constant factors. Since $A_0 \ll D$ and almost independent of T , we can ignore the $3A_0(D^2 - A_0^2)^{-1}$ term of α_{xy} . Hence the difference is mostly determined by a factor

$$\alpha_{xy}/\alpha_{xx} \sim A_0^{-2}, \quad (45)$$

which greatly enhances α_{xy} .

In the GCFL regime, α_{xy} is negligible, the coefficient of the T^2 behavior is

$$Q_{FL} = \frac{B \cot(\theta_H)}{T^2} \simeq \frac{\pi^3}{0.432691 \times q_e A_0 \Omega_\Sigma(T \rightarrow 0)}. \quad (46)$$

$\Omega_\Sigma(T)$ is almost a constant in the GCFL regime hence approximated by its zero temperature value $\Omega_\Sigma(T \rightarrow 0)$ ²⁸. In the GCSM regime, both Ω_Σ and Δ becomes linear-in- T :

$$\Omega_\Sigma(T) \simeq \Omega_0(T + T_\Omega), \quad (47)$$

$$\Delta(T) \simeq \Delta_0(T + T_\Delta), \quad (48)$$

where $\Omega_0(\Delta_0)$ and $T_{\Omega(\Delta)}$ are fitting parameters²⁸. By keeping only the constant term we obtain

$$Q_{SM} \simeq \frac{\pi^3}{0.432691 \times q_e A_0 \Omega_0(T_\Delta + T_\Omega)}. \quad (49)$$

We compare the actual Q_{FL} and Q_{SM} with Eq. (46) and (49) in Fig. (10).

According to the above analysis, the second T^2 behavior of $\cot(\theta_H)$ is due to the combination of two things:

- the dynamic particle-hole anti-symmetric component of $\rho_\Sigma(\omega)$ characterized by the energy scale Δ . Its contribution to transport becomes important when πT becomes comparable to Δ ;
- the particular form of the transverse transport function $\Phi^{xy}(\epsilon)$ that causes $\Phi^{xy'}[A_0]/\Phi^{xy}[A_0] \propto A_0^{-1}$. Without this factor, α_{xy} would be negligible as α_{xx} . This particular form of $\Phi^{xy}(\epsilon)$ is due to the particle-hole symmetry of the bare band structure.

VII. DISCUSSION

We have shown that Hall constants, Hall angles, optical conductivities, and optical Hall angles calculated by ECFL agree reasonably well with the DMFT results. The differences tend to increase at higher densities and higher temperatures as noted earlier⁶.

We focused on the differences in the behavior above and below the Fermi liquid temperature scale T_{FL} , i.e., from the GCFL regime to the GCSM regime. Below T_{FL} , both ρ_{xx} and $\cot(\theta_H) \propto T^2$. Equivalently, R_H has very weak T -dependence since $R_H = \rho_{xx}/\cot(\theta_H)$. When $T > T_{FL}$, however, $\cot(\theta_H)$ passes through a slight downward bend and continues as T^2 whereas $\rho_{xx} \propto T$. The significance of the downward bend is that it signals the crossover to the strange metal regime from the Fermi liquid regime.

We explored the long-standing two-scattering-rate problem by calculating both the optical conductivities and optical Hall angles, and the corresponding scattering rates. Below T_{FL} , both $\sigma_{xx}(\omega)$ and $\tan\theta_H(\omega)$ exhibit Drude peaks, which is a manifestation of transport dominated by quasiparticles. The corresponding scattering rates can be extracted by fitting to the Drude formula in the appropriate frequency range. Above T_{FL} , the Drude peak for $\sigma_{xx}(\omega)$ becomes broadened, i.e., $\sigma_{xx}(0)/\sigma_{xx}(\omega) - 1 \sim \omega^2$ for an even larger range that keeps growing with increasing temperature. In this case,

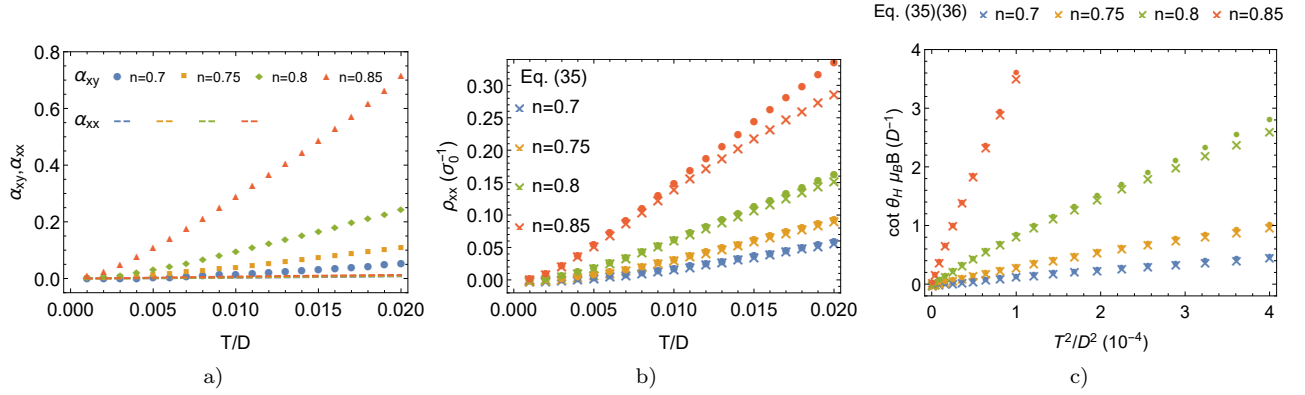


FIG. 9. α_{xx} (dashed lines) and α_{xy} (solid symbols) (9a), ρ_{xx} (9b), $\cot(\theta_H)$ (9c) computed from Eq. (37) and (38) using ECFL results. The asymptotic values are denoted by crosses whereas the ECFL results of Eq. (3) and (4) are denoted by solid circles.

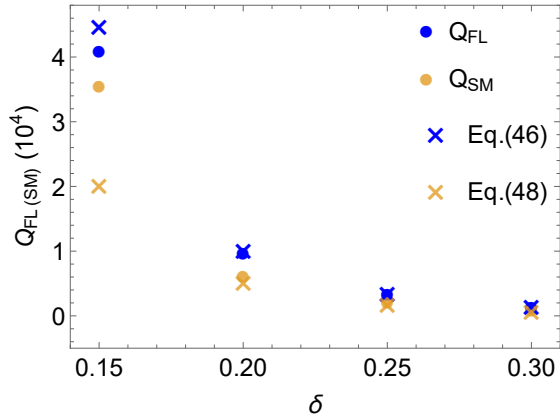


FIG. 10. Eq. (46) and (49) (crosses) compared with Q_{FL} and Q_{SM} (solid circles) obtained by fitting the exact $\cot(\theta_H)$.

fitting to the Drude formula is still valid, and the scattering rate shows similar trends as a function of temperature as the dc resistivity. For $\theta_H(\omega)$, the Drude peak range is very narrow, but nonetheless persists for all temperatures that we study in this work. Similarly, the extracted scattering rate Γ_H shows similar trends as a function of temperature as the dc Hall angle. At lower dopings and higher temperatures, it seems possible that the Drude peaks of $\theta_H(\omega)$ would disappear and the fractional power law would stretch down to nearly $\omega = 0$.

By comparing the two optical scattering rates through

their ratio, Γ_H/Γ_{tr} , we clearly demonstrated that Γ_H and Γ_{tr} are equivalent below T_{FL} , but that they quickly become two distinguishable quantities when the system crosses over into the strange-metal region.

By carefully examining the asymptotic expressions of σ_{xx} and σ_{xy} we established that the different temperature dependence of $\cot(\theta_H)$ in the GCSM regime is governed by a correction caused by both the dynamical particle-hole anti-symmetric component of $\rho_\Sigma(\omega)$ and the particle-hole symmetry of the bare band structure. This correction is turned on when T becomes comparable to Δ , the characteristic energy scale of the anti-symmetric components of $\rho_\Sigma(\omega)$.

It would be useful to examine the bend in $\cot(\theta_H)$ more closely in experiments in cuprate materials, where such a feature is apparently widely prevalent but seems to have escaped comment so far. In particular, one would like to understand better if the longitudinal resistivity and the cotangent Hall angle show simultaneous signatures of a crossover, as the theory predicts.

VIII. ACKNOWLEDGEMENTS

The work at UCSC was supported by the U.S. Department of Energy (DOE), Office of Science, Basic Energy Sciences (BES) under Award # DE-FG02-06ER46319. RŽ acknowledges the financial support from the Slovenian Research Agency (research core funding No. P1-0044 and project No. J1-7259).

¹ W. Ding, R. Žitko, P. Mai, E. Perepelitsky, and B. S. Shastry, [arXiv:1703.02206v2](https://arxiv.org/abs/1703.02206v2).

² M. Walter and D. Vollhardt, *Phys. Rev. Lett.* **62**, 324 (1989).

³ A. Georges, G. Kotliar, W. Krauth and M. J. Rozenberg *Rev. Mod. Phys.* **68**, 13 (1996).

⁴ X. Deng, J. Mravlje, R. Žitko, M. Ferrero, G. Kotliar, and A. Georges, *Phys. Rev. Lett.* **110**, 086401 (2012), [arXiv:1210.1769](https://arxiv.org/abs/1210.1769).

⁵ W. Xu, K. Haule, and G. Kotliar, *Phys. Rev. Lett.* **111**, 036401 (2013), [arXiv:1304.7486](https://arxiv.org/abs/1304.7486).

- ⁶ B. S. Shastry and E. Perepelitsky, *Phys. Rev. B* **94**, 045138 (2016), [arXiv:1605.08213](#).
- ⁷ B. S. Shastry, *Phys. Rev. Lett.* **107**, 056403 (2011), [arXiv:1102.2858](#).
- ⁸ R. Žitko, D. Hansen, E. Perepelitsky, J. Mravlje, A. Georges, and B. S. Shastry, *Phys. Rev. B* **88**, 235132 (2013), [arXiv:1309.5284](#).
- ⁹ B. S. Shastry and P. Mai, [arXiv:1703.08142](#) (2017).
- ¹⁰ T. Chien, Z. Wang, and N. Ong, *Phys. Rev. Lett.* **67**, 2088 (1991).
- ¹¹ Y. Ando, Y. Kurita, S. Komiya, S. Ono and K. Segawa, *Phys. Rev. Letts.* **92**, 197001 (2004).
- ¹² F. F. Balakirev, J. B. Betts, A. Migliori, I. Tsukada, Y. Ando, and G. S. Boebinger, *Phys. Rev. Letts.* **102**, 017004 (2009).
- ¹³ J. Takeda, T. Nishikawa, M. Sato, *Physica C* **231**, 293 (1994). See esp. Fig. (4).
- ¹⁴ P. W. Anderson, *Phys. Rev. Lett.* **67**, 2092 (1991).
- ¹⁵ Y. Ando, S. Komiya, K. Segawa, S. Ono, and Y. Kurita, *Phys. Rev. Lett.* **93**, 267001 (2004), [arXiv:0403032 \[cond-mat\]](#).
- ¹⁶ A. Khurana, *Phys. Rev. Lett.* **64**, 1990 (1990).
- ¹⁷ T. Pruschke, D. L. Cox, and M. Jarrell, *Phys. Rev. B* **47**, 3553 (1993).
- ¹⁸ P. Voruganti, A. Golubentsev, and S. John, *Phys. Rev. B* **45**, 13945 (1992).
- ¹⁹ L.-F. Arsenault and A.-M. S. Tremblay, *Phys. Rev. B* **88**, 205109 (2013), [arXiv:1305.6999](#).
- ²⁰ J. M. Ziman, “Electrons and phonons: the theory of transport phenomena in solids,” (1960).
- ²¹ D. Feng and G. Jin, in *Introd. to Condens. Matter Phys.* (WORLD SCIENTIFIC, 2005) pp. 199–229.
- ²² H. Y. Hwang, B. Batlogg, H. Takagi, H. L. Kao, J. Kwo, R. J. Cava, J. J. Krajewski, and W. F. Peck, Jr., *Phys. Rev. Lett.* **72**, 2636 (1994).
- ²³ Y. Ando, Y. Kurita, S. Komiya, S. Ono, and K. Segawa, *Phys. Rev. Lett.* **92**, 197001 (2004).
- ²⁴ S. Ono, S. Komiya, and Y. Ando *Phys. Rev. B* **75**, 024515 (2007).
- ²⁵ P. Voruganti, A. Golubentsev and S. John, *Phys. Rev. B* **45**, 13945 (1992).
- ²⁶ B. S. Shastry, *Phys. Rev. Lett.* **109**, 067004 (2012).
- ²⁷ Here we give numerical values of F_m^n here, $F_1^0 = \pi^2/12 = 0.822467$, $F_2^2 = \pi^2/24 - \zeta(3)/4 = 0.110719$, $F_2^0 = \pi^2/24 + \zeta(3)/4 = 0.711748$, $F_3^2 = \pi^2/96 - \pi^4/960 + \zeta(3)/16 = 0.0764691$, where $\zeta(3) = 1.20206\dots$ is the Reimann zeta function.
- ²⁸ Here we give numerical values of $\Omega_\Sigma(T \rightarrow 0)$, Ω_0 , Δ , T_Ω and T_Δ for $n = 0.7, 0.75, 0.8, 0.85$ respectively:
- | n | 0.7 | 0.75 | 0.8 | 0.85 |
|----------------------------------|-----------|-----------|------------|-------------|
| $\Omega_\Sigma(T \rightarrow 0)$ | 0.194326 | 0.10234 | 0.0443113 | 0.0135004 |
| Ω_0 | 5.99932 | 4.97066 | 3.79492 | 2.52377 |
| Δ | 5.15313 | 5.58921 | 5.97819 | 6.05317 |
| T_Ω | 0.0257944 | 0.0143857 | 0.00607066 | 0.000456418 |
| T_Δ | 0.0346638 | 0.0248982 | 0.0171223 | 0.0118911 |
- ²⁹ Ch. Renner, B. Revaz, J.-Y. Genoud, K. Kadowaki, Ø. Fischer, *Phys. Rev. Lett.* **80**, 149 (1998).
- ³⁰ P. W. Anderson, N. P. Ong, *J. Phys. Chem. Solid* **67**, 1 (2006).
- ³¹ T. Hanaguri, C. Luplen, Y. Kohsaka, D.-H. Lee, M. Azuma, M. Takano, H. Takagi, J. C. Davis, *Nature* **430**, 1001 (2004).
- ³² A. N. Pasupathy, A. Pushp, K. K. Gomes, C. V. Parker, J. Wen, Z. Xu, G. Gu, S. Ono, Y. Ando, A. Yazdani, *Science* **320**, 196 (2008).
- ³³ P. A. Casey, J. D. Koralek, N. C. Plumb, D. S. Dessau, P. W. Anderson, *Nat. Phys.* **4**, 210 (2008).
- ³⁴ G.-H. Gweon, B. S. Shastry, G. D. Gu, *Phys. Rev. Lett.* **107**, 056404 (2011).