

Topology and zero energy edge states in carbon nanotubes with superconducting pairing

W. Izumida,^{1,2,*} L. Milz,² M. Marganska,² and M. Grifoni²

¹*Department of Physics, Tohoku University, Sendai 980-8578, Japan*

²*Institute of Theoretical Physics, University of Regensburg, 93040 Regensburg, Germany*

(Dated:)

We investigate the spectrum of finite-length carbon nanotubes in the presence of onsite and nearest-neighbor superconducting pairing terms. A one-dimensional ladder-type lattice model is developed to explore the low-energy spectrum and the nature of the electronic states. We find that zero energy edge states can emerge in zigzag class carbon nanotubes as a combined effect of curvature-induced Dirac point shift and strong superconducting coupling between nearest-neighbor sites. The chiral symmetry of the system is exploited to define a winding number topological invariant. The associated topological phase diagram shows regions with nontrivial winding number in the plane of chemical potential and superconducting nearest-neighbor pair potential (relative to the onsite pair potential). A one-dimensional continuum model reveals the topological origin of the zero energy edge states: A bulk-edge correspondence is proven, which shows that the condition for nontrivial winding number and that for the emergence of edge states are identical. For armchair class nanotubes, the presence of edge states in the superconducting gap depends on the nanotube's boundary shape. For the minimal boundary condition, the emergence of the subgap states can also be deduced from the winding number.

I. INTRODUCTION

Single-wall carbon nanotubes (SWNTs) are one-dimensional (1D) crystals where the graphene honeycomb lattice, with its pseudospin valley degree of freedom, is rolled into a seamless cylinder. The finite curvature of the nanotube surface combined with the presence of valley and spin degrees of freedom is at the origin of a large variety of peculiar quantum transport properties, which have been intensively investigated in the last decades [1]. In recent studies, the emphasis has been put on the bound-state spectrum which naturally arises due to the finiteness of the SWNT length. It has been shown that the valley degeneracy of the bound states is not only lifted by the curvature-induced spin-orbit interaction [2–13], but also by a valley mixing from the edges [14, 15]. Furthermore, open-ended SWNTs commonly host edge states whose energies lie in the bulk band gap [14, 16, 17]. Topological considerations can give a new perspective on the nature of these localized states. Recently, a one-to-one correspondence has been shown between the number of edge states and a winding number topological invariant [18], and that a topological phase transition can be induced by an external magnetic field [19]. Although the topological argument does not give a detailed information on the edge states (e.g., on their decay length), the use of topological invariants enables a general discussion on the emergence of the edge states, which is possible as long as the corresponding bulk system keeps the band gap.

When a superconductor is connected to a normal conductor, superconducting correlations leak into the normal conductor [20] and can give rise to a proximity induced superconducting gap. In confined nanoconductors such as quantum dots and wires [21], resonant Andreev processes at the superconductor-normal-metal interface

cause the formation of bound states with excitation energies below the superconducting gap, referred to as Andreev bound states. Such bound states have also been observed in SWNT-superconductor hybrid devices [22–27]. Reflecting superconducting correlations, the bound states correspond to entangled time-reversed electron-hole pairs and, hence, always come in pairs of opposite energy with respect to the center of the gap. Because the energy of the bound states depends on the microscopic details of the nanoconductor, in some systems it is possible to induce a crossing of the pair at zero energy upon variation of a gate voltage or of an external magnetic field [22, 24, 26]. Such states may like to stick at zero energy like a topological state, as pointed out in recent works on superconducting nanowires [28, 29]. In this context it is interesting to have the possibility to discriminate between nontopological bound states sticking at zero energy and truly topological zero energy bound states [30].

In this paper, we address theoretically the topological origin of zero energy bound states localized at the edges of a SWNT proximity coupled to a superconductor. On the one hand, we perform numerical calculations of the spectrum of SWNTs with length of a few micrometers which show that zero energy edge states emerge in some regions of chemical potential and proximity pairing strengths. These calculations are based on a 1D lattice model which includes the effects of curvature and superconductivity, and uses the helical-angular symmetry of the system [31]. It extends the 1D lattice model of Refs. [14, 18, 19] to the superconducting case. On the other hand, the chiral symmetry of the bulk Hamiltonian allows us to introduce a winding number as a topological invariant. We show that the edge states emerge in the parameter region of nontrivial, that is nonzero, winding number. The condition for the nontrivial wind-

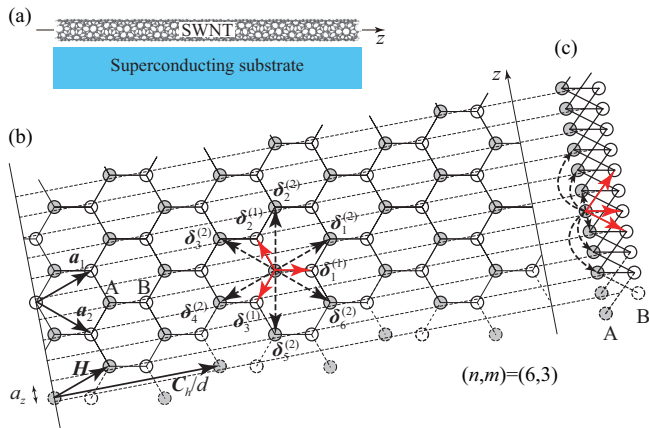


FIG. 1. (a) Schematic figure of a SWNT proximity coupled to a superconducting substrate. (b) Hexagonal lattice structure. Depicted are unit vectors \mathbf{a}_1 , \mathbf{a}_2 , alternative unit vectors \mathbf{C}_h/d , \mathbf{H} , and vectors to the nearest-neighbor and next-nearest-neighbor sites $\delta_j^{(t)}$ for an unrolled $(n, m) = (6, 3)$ SWNT, where $d = \text{gcd}(n, m) = 3$. A and B sublattices are denoted by gray and white circles, respectively. (c) An effective 1D lattice model, which is obtained by a partial Fourier transform in the circumferential direction, and is a projection of the 2D lattice structure onto the 1D nanotube axis z (see the dashed lines). Solid lines denote nearest-neighbor bond connections in the original lattice structure.

ing number will be given in Eq. (32) [and Eq. (34)]. The nontrivial winding number is the combined result of the curvature-induced shift of the Dirac points from the K or K' points, and strong superconducting coupling between nearest neighbors. Finally, a 1D continuum model is introduced which allows us to obtain the condition for the emergence of the edge states, which will be given in Eq. (43). By comparing with the previously obtained condition for a nontrivial winding number, we find that these conditions are identical, hence proving the bulk-edge correspondence in our system. We notice that the formation of edge states depends not only on the chemical potential and the pairing potentials, but also on the chirality and the boundary shape of the nanotubes since they strongly affect the coupling of the two valleys.

Since the zero energy bound states appear in the induced superconducting gap region, these states can be regarded as Andreev bound states. In contrast to the conventional Andreev bound states, which extend in the whole of the nanoconductor, the zero energy bound states we observe are more specifically regarded as surface Andreev bound states, which in our case are also of topological origin [30, 32].

Proximitized SWNTs in appropriately tuned magnetic or electric fields and with controlled gate voltage have been proposed as potential hosts of edge states of Majorana nature. Their formation relies on the spin-orbit coupling (either native [33], or induced by an electric field [34], a spiral magnetic field [35], or a nuclear spin helix [36]), as well as on breaking the time-reversal sym-

metry. In our model, we do not include an external magnetic field, thus the time-reversal symmetry is preserved and the edge states always appear in pairs. In agreement with a recent work [37], we find no edge states if only an onsite pairing is present. Also, no edge states appear as long as the onsite pairing is larger than the nearest-neighbor one. The inclusion of large nearest-neighbor pairings results in the appearance of edge states which, interestingly, are just Dirac fermions.

This paper is organized as follows. In Sec. II a formulation for superconducting SWNTs is given and the spectrum of the bulk system is presented. In Sec. III the numerically calculated edge states in the superconducting gap are shown and discussed. In Sec. IV the winding number is introduced as a 1D topological invariant and the topological phase diagram showing regions of nontrivial winding number is given. In Sec. V a 1D continuum model is analyzed to show the physics of the emergence of edge states and the bulk-edge correspondence is proven. In Sec. VI a case of strong valley coupling is studied on the example of the armchair class SWNTs. The conclusion is given in Sec. VII.

II. BOGOLIUBOV-DE GENNES HAMILTONIAN FOR FINITE-LENGTH SWNTS

A. Hamiltonian of a proximity-coupled SWNT

Let us consider a SWNT proximity coupled to a superconducting substrate [see Fig. 1(a)]. Proximity Hamiltonians have been investigated both in graphene [38, 39] and in SWNTs [40]. Following Ref. [38], we model the π electrons in the SWNT in terms of a tight-binding Hamiltonian, which is given as the sum of a term H_0 describing the isolated system and of a term H_{sc} accounting for proximity effects, $H = H_0 + H_{sc}$. For later purpose, we first discuss some key features of the term H_0 before turning to H_{sc} .

A SWNT is defined by rolling up a graphene sheet in the direction of the chiral vector $\mathbf{C}_h = n\mathbf{a}_1 + m\mathbf{a}_2$, where $\mathbf{a}_1 = (\sqrt{3}/2, 1/2)a$ and $\mathbf{a}_2 = (\sqrt{3}/2, -1/2)a$ are the unit vectors of graphene, $a = 0.246$ nm is the lattice constant, and the set of the two integers (n, m) defines the geometrical structure, called chirality, of the SWNT [41] [see Fig. 1(b)]. The term H_0 , which includes curvature-induced effects [19], is explicitly given as follows:

$$\begin{aligned}
 H_0 = & -\mu_c \sum_{\mathbf{r}\sigma s} c_{\mathbf{r}\sigma s}^\dagger c_{\mathbf{r}\sigma s} \\
 & + \sum_{\mathbf{r}\sigma} \sum_{j=1}^3 \gamma_{s,j}^{(1)} c_{\mathbf{r}\sigma}^\dagger c_{\mathbf{B}\mathbf{r}+\delta_j^{(1)}\sigma} + \text{H.c.} \\
 & + \sum_{\mathbf{r}\sigma s} \sum_{j=1}^3 \gamma_{s,j}^{(2)} c_{\mathbf{r}\sigma}^\dagger c_{\mathbf{r}\sigma+\delta_j^{(2)}\sigma} + \text{H.c.}, \quad (1)
 \end{aligned}$$

where $c_{\mathbf{r}\sigma s}$ is the annihilation operator of one electron on sublattice σ ($= A, B$) at site \mathbf{r} and with spin $s = \pm 1$.

The spin quantization axis is chosen to be the nanotube axis. μ_c sets the SWNT chemical potential and can be tuned, possibly, through external gate voltages. The vectors $\delta_j^{(1)}$ ($j = 1, 2, 3$) point to the three nearest-neighbor B sites from the A site, and the vectors $\delta_j^{(2)}$ ($j = 1, \dots, 6$) point to the six next-nearest-neighbor sites [see Fig. 1(b)]. A spin-independent shift of the Dirac points is included in the nearest-neighbor hopping, while spin-orbit effects influence both the nearest-neighbor and next-nearest-neighbor hoppings. Reflecting the time-reversal symmetry we have $(\gamma_{-s,j}^{(t)})^* = \gamma_{s,j}^{(t)}$. The explicit forms of the vectors $\delta_j^{(t)}$ and the hopping integrals $\gamma_{s,j}^{(t)}$ ($t = 1, 2$) are provided in Appendix A 1.

Regarding the effective pairing Hamiltonian H_{sc} , we notice that the diameter d_t of a SWNT is much smaller than a typical superconducting penetration length $\lambda > 10$ nm [20]. Then, we can assume singlet superconducting pairing terms Δ_0, Δ_1 being constant on the whole lattice, yielding [38]

$$H_{sc} = \Delta_0 \left(\sum_{r\sigma} c_{\sigma r \uparrow}^\dagger c_{\sigma r \downarrow}^\dagger + \text{H.c.} \right) + \Delta_1 \sum_r \sum_{j=1}^3 \left(c_{A r \uparrow}^\dagger c_{B r + \delta_j^{(1)} \downarrow}^\dagger - c_{A r \downarrow}^\dagger c_{B r + \delta_j^{(1)} \uparrow}^\dagger + \text{H.c.} \right). \quad (2)$$

Here, we have alternatively used $s = \uparrow, \downarrow$ for the spin index. The term proportional to Δ_0 represents the onsite pairing, and the term proportional to Δ_1 the pairing between the nearest-neighbor sites. The gauge freedom allows us to choose the coupling terms Δ_0, Δ_1 as real numbers. To determine the precise values of Δ_0 and Δ_1 for a given chirality of SWNT contacted to a superconducting substrate, a microscopic analysis of the interactions between the superconducting substrate and the SWNT would be needed [40], in principle including also pairing correlations between next-nearest and further neighbors. However, as will be shown below, the presence of nearest-neighbor pairing is the minimum requirement for the presence of nontrivial topological phases. Therefore in this paper we treat both Δ_0 and Δ_1 as parameters in order to study their interplay.

B. The 1D lattice Hamiltonian in the helical-angular construction

Due to the C_d rotational symmetry of a SWNT with respect to the tube axis, the orbital angular momentum $L_z = \hbar\mu$ is a well-defined quantity, which is characterized by the integer,

$$\mu = 0, 1, \dots, d-1. \quad (3)$$

Here, $d = \text{gcd}(n, m)$ is the greatest common divisor of n and m . Note that the angular momenta μ and μ' are equivalent if $\text{mod}(\mu - \mu', d) = 0$, thus, e.g., $\mu = -1$ is

TABLE I. Hopping distance $\delta\ell_j^{(t)}$ and phase factor $\delta\nu_j^{(t)}$ in the 1D lattice model [18, 19]. The integers p_s and q_s satisfy $mp_s - nq_s = d$, where $d = \text{gcd}(n, m)$.

	$j = 1$	$j = 2$	$j = 3$	$j = 4$	$j = 5$	$j = 6$
$\delta\ell_j^{(1)}$	$-\frac{n-m}{3d}$	$\frac{2n+m}{3d}$	$-\frac{2m+n}{3d}$			
$\delta\nu_j^{(1)}$	$\frac{p_s - q_s}{3}$	$-\frac{2p_s + q_s}{3}$	$\frac{2q_s + p_s}{3}$			
$\delta\ell_j^{(2)}$	$\frac{m}{d}$	$\frac{n+m}{d}$	$\frac{n}{d}$	$-\frac{m}{d}$	$-\frac{n+m}{d}$	$-\frac{n}{d}$
$\delta\nu_j^{(2)}$	$-q_s$	$-(p_s + q_s)$	$-p_s$	q_s	$p_s + q_s$	p_s

equivalent to $\mu = d - 1$. Furthermore, also the spin component along the SWNT axis is a conserved quantity, which allows us to decompose the Hamiltonian into $\boldsymbol{\mu} \equiv (\mu, s)$ subspaces. The decomposition is performed by a partial Fourier transform in the circumference direction. To achieve this, it is convenient to use the helical-angular construction [18, 19, 31], in which the atomic position \mathbf{r} is expressed by the alternative unit vectors \mathbf{C}_h/d and \mathbf{H} , where $\mathbf{H} = p_s \mathbf{a}_1 + q_s \mathbf{a}_2$ with the integers p_s and q_s satisfying $mp_s - nq_s = d$. It holds $\mathbf{r} = \nu (\mathbf{C}_h/d) + \ell \mathbf{H} + \delta_{\sigma, B} \delta_1^{(1)}$ with the two integers $\nu = 0, 1, \dots, d-1$ and ℓ . The integer ℓ indicates the lattice position in the axis direction in units of $a_z = \sqrt{3}ad/2\sqrt{n^2 + m^2 + nm}$, which is the shortest distance between σ atoms in the axis direction [see Fig. 1(b)]. In this framework, the two-dimensional (2D) wave vector is expressed as $\mathbf{k} = \mu \mathbf{Q}_1/d + k \mathbf{Q}_2/(2\pi/a_z)$, where k is the wave number along the nanotube axis defined in the 1D Brillouin zone (BZ) $-\pi/a_z \leq k < \pi/a_z$, and \mathbf{Q}_1 and \mathbf{Q}_2 are the two reciprocal lattice vectors conjugated to \mathbf{C}_h/d and \mathbf{H} , respectively. That is, the relations $\mathbf{Q}_1 \cdot \mathbf{C}_h/d = \mathbf{Q}_2 \cdot \mathbf{H} = 2\pi$ and $\mathbf{Q}_1 \cdot \mathbf{H} = \mathbf{Q}_2 \cdot \mathbf{C}_h/d = 0$ hold. Then, the partial Fourier transform is expressed as

$$c_{\sigma r s} = \frac{1}{\sqrt{d}} \sum_{\mu=0}^{d-1} \exp\left(i \frac{2\pi}{d} \nu \mu\right) c_{\sigma \ell \mu}. \quad (4)$$

The Hamiltonian of the normal term is rewritten as $H_0 = \sum_{\boldsymbol{\mu}} H_{0, \boldsymbol{\mu}}$, where [14, 18, 19],

$$H_{0, \boldsymbol{\mu}} = -\mu_c \sum_{\ell\sigma} c_{\sigma \ell \boldsymbol{\mu}}^\dagger c_{\sigma \ell \boldsymbol{\mu}} + \sum_{\ell} \sum_{j=1}^3 e^{i \frac{2\pi}{d} \delta\nu_j^{(1)} \mu} \gamma_{s,j}^{(1)} c_{A \ell \boldsymbol{\mu}}^\dagger c_{B \ell_j^{(1)} \boldsymbol{\mu}} + \text{H.c.} + \sum_{\ell\sigma} \sum_{j=1}^3 e^{i \frac{2\pi}{d} \delta\nu_j^{(2)} \mu} \gamma_{s,j}^{(2)} c_{\sigma \ell \boldsymbol{\mu}}^\dagger c_{\sigma \ell_j^{(2)} \boldsymbol{\mu}} + \text{H.c.}, \quad (5)$$

where

$$\ell_j^{(t)} = \ell + \delta\ell_j^{(t)}, \quad t = 1, 2. \quad (6)$$

The hopping distance $\delta\ell_j^{(t)}$ and the phase factor $\delta\nu_j^{(t)}$ are determined from $\delta\mathbf{j}_j^{(t)} = \delta\nu_j^{(t)} \mathbf{C}_h/d + \delta\ell_j^{(t)} \mathbf{H}$. Their explicit expressions are given in Table I. As schematically

shown in Fig. 1(c), the Hamiltonian in each μ subspace represents a ladder-type 1D lattice model [18, 19, 31].

Under the partial Fourier transform of Eq. (4), the superconducting term of the Hamiltonian takes the form,

$$H_{\text{sc}} = \sum_{\mu} \left[\frac{\Delta_0}{2} \sum_{\ell\sigma} s c_{\sigma\ell\mu}^{\dagger} c_{\sigma\ell-\mu}^{\dagger} + \text{H.c.} \right. \\ \left. + \Delta_1 \sum_{\ell} \sum_{j=1}^3 e^{i\frac{2\pi}{d}\delta\nu_j^{(1)}\mu} s c_{A\ell\mu}^{\dagger} c_{B\ell_j^{(1)}-\mu}^{\dagger} + \text{H.c.} \right]. \quad (7)$$

The pair μ and $-\mu$ in the superconducting term reflects the conservation of angular momentum and spin.

C. Bogoliubov–de Gennes formalism for the 1D lattice Hamiltonian

Since the total Hamiltonian $H_0 + H_{\text{sc}}$ has a bilinear form in the fermionic operators $c_{\sigma\ell\mu}$, the excitation spectrum is conveniently calculated within the Bogoliubov–de Gennes (BdG) formalism [20]. The BdG Hamiltonian \mathcal{H} is given by doubling the fermionic operators upon introduction of the Nambu spinor

$$\mathbf{c}_{\sigma\ell\mu}^{\dagger} = \left(c_{\sigma\ell\mu}^{\dagger}, c_{\sigma\ell-\mu} \right), \quad \mathbf{c}_{\sigma\ell\mu} = \begin{pmatrix} c_{\sigma\ell\mu} \\ c_{\sigma\ell-\mu}^{\dagger} \end{pmatrix}. \quad (8)$$

For instance, the superconducting term proportional to Δ_0 in Eq. (7) is rewritten as

$$\Delta_0 \sum_s s c_{\sigma\ell\mu}^{\dagger} c_{\sigma\ell-\mu}^{\dagger} + \text{H.c.} = \Delta_0 \sum_s s c_{\sigma\ell\mu}^{\dagger} \hat{\pi}_x \mathbf{c}_{\sigma\ell\mu}. \quad (9)$$

Here we have introduced the Pauli matrices $(\hat{\pi}_x, \hat{\pi}_y, \hat{\pi}_z)$ acting in the particle-hole subspace. Detailed transformation to the BdG form of the superconducting term proportional to Δ_1 in Eq. (7) is given in Appendix A 2. Collecting all terms, the BdG Hamiltonian for the SWNTs is expressed as $\mathcal{H} = \frac{1}{2} \sum_{\mu} \mathcal{H}_{\mu}$, where

$$\mathcal{H}_{\mu} = \sum_{\ell\sigma} \mathbf{c}_{\sigma\ell\mu}^{\dagger} (-\mu_c \hat{\pi}_z + s \Delta_0 \hat{\pi}_x) \mathbf{c}_{\sigma\ell\mu} \\ + \left[\sum_{\ell} \sum_{j=1}^3 e^{i\frac{2\pi}{d}\delta\nu_j^{(1)}\mu} \mathbf{c}_{A\ell\mu}^{\dagger} \left(\gamma_{s,j}^{(1)} \hat{\pi}_z + s \Delta_1 \hat{\pi}_x \right) \mathbf{c}_{B\ell_j^{(1)}\mu} \right. \\ \left. + \sum_{\ell} \sum_{j=1}^3 e^{i\frac{2\pi}{d}\delta\nu_j^{(2)}\mu} \gamma_{s,j}^{(2)} \mathbf{c}_{\sigma\ell\mu}^{\dagger} \hat{\pi}_z \mathbf{c}_{\sigma\ell_j^{(2)}\mu} + \text{H.c.} \right]. \quad (10)$$

In each μ subspace \mathcal{H}_{μ} represents a 1D ladder Hamiltonian, which extends to the BdG form a previously developed 1D lattice model for the normal state [14, 18, 19].

The doubling also gives a particle-hole symmetry to the BdG excitation spectrum. The BdG spectrum in a finite-length SWNT with $\ell = 1, 2, \dots, N_L$ lattice sites is numerically calculated by diagonalizing the Hamiltonian in Eq. (10), and will be analyzed in Sec. III. Before doing this, we discuss the BdG spectrum of the bulk system.

D. Energy bands and BdG spectrum of the bulk system

Exploiting translational invariance, the BdG Hamiltonian of the bulk system is written in the Bloch basis as $\mathcal{H}_{\mu} = \sum_k \mathbf{c}_{k\mu}^{\dagger} \mathcal{H}_{\mu}(k) \mathbf{c}_{k\mu}$, where

$$\mathcal{H}_{\mu}(k) = \begin{pmatrix} \varepsilon_{c,\mu}(k) & f_{e,\mu}(k) \\ f_{e,\mu}^*(k) & \varepsilon_{c,\mu}(k) \end{pmatrix} \hat{\pi}_z \\ + s \begin{pmatrix} \Delta_0 & f_{\text{eh},\mu}(k) \\ f_{\text{eh},\mu}^*(k) & \Delta_0 \end{pmatrix} \hat{\pi}_x, \quad (11)$$

and

$$f_{e,\mu}(k) = \sum_{j=1}^3 \gamma_{s,j}^{(1)} e^{i\mathbf{k}\cdot\delta_j^{(1)}}, \quad f_{\text{eh},\mu}(k) = \Delta_1 \sum_{j=1}^3 e^{i\mathbf{k}\cdot\delta_j^{(1)}}, \\ \varepsilon_{c,\mu}(k) = -\mu_c + \varepsilon_{\text{so},\mu}(k), \quad \varepsilon_{\text{so},\mu}(k) = \sum_{j=1}^6 \gamma_{s,j}^{(2)} e^{i\mathbf{k}\cdot\delta_j^{(2)}}. \quad (12)$$

The Nambu spinor in k space is $\mathbf{c}_{k\mu}^{\dagger} = \left(c_{Ak\mu}^{\dagger}, c_{Bk\mu}^{\dagger}, c_{A-k-\mu}, c_{B-k-\mu} \right)$ with $c_{\sigma k\mu} = \frac{1}{\sqrt{N_L}} \sum_{\ell} \exp(-i\mathbf{k}a_z\ell) c_{\sigma\ell\mu}$, and $\mathbf{k} = (\mu, k)$. The BdG spectrum of the bulk system is obtained by diagonalizing the Hamiltonian matrix of Eq. (11).

1. Energy bands for the normal case

Before showing the BdG spectrum of the bulk system, we shall review the energy bands of the normal case. Until discussing the BdG spectrum, we set the chemical potential to be zero, $\mu_c = 0$. The conduction and the valence bands of the SWNTs are given by diagonalizing the matrix in the first term of Eq. (11) and have the standard form [1]

$$\varepsilon_{\mu}(k) = \varepsilon_{\text{so},\mu}(k) \pm |f_{e,\mu}(k)|, \quad (13)$$

where the signs $+$ and $-$ correspond to the conduction and the valence bands, respectively.

It is well known that the SWNTs are metallic when $\text{mod}(2n + m, 3) = 0$ and semiconducting if $\text{mod}(2n + m, 3) = 1, 2$ [41]. Recent studies [14, 15, 18, 42] have revealed that the SWNTs can be alternatively classified into two classes according to the angular momentum of the two valleys, denoted in the following K and K' : (i) zigzag class, which includes metal-1 (metallic SWNTs with $d_R = d$) and semiconducting SWNTs with $d \geq 4$, in which the two valleys have different angular momenta, where $d_R = \text{gcd}(2n + m, 2m + n)$; (ii) armchair class, which includes metal-2 (metallic SWNTs with $d_R = 3d$) and semiconducting SWNTs with $d \leq 2$, in which the two valleys have the same angular momentum. Here

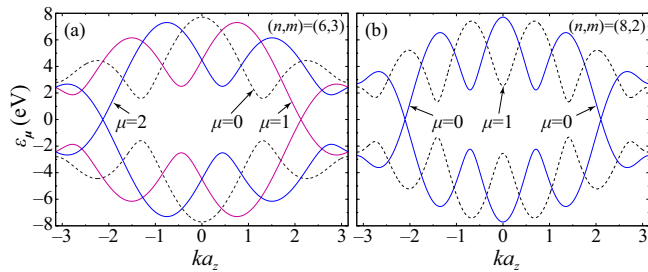


FIG. 2. Conduction and valence bands of (a) $(n, m) = (6, 3)$ metal-1 SWNT, classified into the zigzag class, and (b) $(n, m) = (8, 2)$ metal-2 SWNT, classified into the armchair class. For both cases (a) and (b), $p_s = 1$ and $q_s = 0$. The angular momentum for each band is indicated, the blue curves show bands with $\mu = \mu_K$, and the purple curves in (a) show bands with $\mu = \mu_{K'}$. Curvature-induced energy gaps at zero energy and spin-orbit splitting are not seen on this energy scale.

the angular momentum μ_τ of valley τ ($= K, K'$) is defined as follows. For the metallic SWNTs, μ_τ is the angular momentum at the τ point, which is given by $\mu_\tau = \text{mod}[\tau(2n + m)/3, d]$ [18], where we have alternatively used $\tau = 1$ (-1) for the valley K (K'). At the same time, the 1D wave number for the τ point is given by $k_\tau = (2\pi/3a_z)\text{mod}[\tau(2p + q), 3]$ [18]. For the semiconducting SWNTs, the corresponding angular momenta and the 1D wave numbers are given by the ones which are closest to the τ point. Their explicit expressions are also given in Ref. [18].

Specifically, $\mu_K = \mu_{K'} = 0$ holds for the metal-2 SWNTs [14]. Figure 2 clearly shows the above features: in Fig. 2(a) we depict the energy bands of an $(n, m) = (6, 3)$ SWNT which belongs to the zigzag class. The angular momentum $\mu_K = 2$ of valley K is different from that of the K' valley which is $\mu_{K'} = 1$. On the other hand, Fig. 2(b) shows the energy band of an $(n, m) = (8, 2)$ SWNT, representative of the armchair class, where $\mu_K = \mu_{K'} = 0$.

Since we are focusing on the states near the K and K' valleys, it is sufficient to consider a limited number of μ subspaces, which are specified by the angular momenta of the valleys. In the following, we focus on the zigzag class SWNTs where two valleys are well decoupled. The armchair class will be discussed in Sec. VI.

2. BdG spectrum of zigzag class SWNTs

Since our interest is on the impact of superconductivity on the conducting electrons, the chemical potential will be set in the energy region corresponding to electron transport. Figure 3(a) shows the energy bands near the K point for an $(n, m) = (6, 3)$ SWNT. The dashed line indicates the chemical potential. Figure 3(b) shows the corresponding BdG spectrum. As shown in the two insets, the BdG spectrum exhibits small superconducting

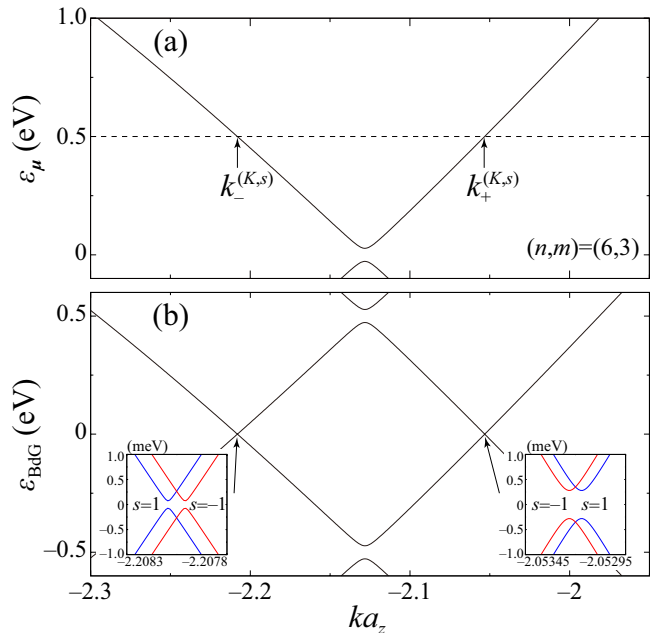


FIG. 3. (a) Energy band, and (b) BdG excitation spectrum near the K point for an $(n, m) = (6, 3)$ SWNT. The chemical potential is set to be $\mu_c = 500$ meV. The two arrows with $k_\pm^{(K,s)}$ in (a) indicate the two Fermi points. In (b) the superconducting coupling parameters are chosen to be $\Delta_0 = 0.5$ meV and $\Delta_1 = 2$ meV. Each inset in (b) shows the enlarged BdG spectrum near the two Fermi points. The blue and red curves show the BdG spectra for the spin-up and -down components, respectively.

gaps of the order of the superconducting couplings near the two Fermi points $k = k_-^{(\tau)}$ and $k = k_+^{(\tau)} (> k_-^{(\tau)})$, at which

$$\mu_c = \varepsilon_{\mu_\tau}(k_r^{(\tau)}), \quad (r = \pm 1), \quad (14)$$

is satisfied in the τ valley, where $\tau \equiv (\tau, s)$, $\mu_\tau \equiv (\mu_\tau, s)$, and $\varepsilon_{\mu_\tau}(k_r^{(\tau)})$ is the single-particle energy of band μ_τ at $k_r^{(\tau)}$ given by Eq. (13).

For a moderate chemical potential $|\mu_c| \lesssim 1$ eV, the $\mathbf{k} \cdot \mathbf{p}$ scheme can be used. The hopping functions $f_{e,\mu}$ and $f_{eh,\mu}$ are expanded around the τ point as [7]

$$\begin{aligned} f_{e,\mu}(k) &\simeq c\gamma[(k_z - \tau\Delta k_z) + i(k_c - \Delta k_{c,\tau})], \\ f_{eh,\mu}(k) &\simeq c\Delta_1(k_z + ik_c), \quad \varepsilon_{c,\mu}(k) \simeq -\mu_{c,\tau}, \end{aligned} \quad (15)$$

where c is a complex coefficient encoding the chiral angle and valley with $|c| = \sqrt{3}a/2$, and

$$\Delta k_{c,\tau} = \Delta k_c + \tau s \Delta k_{so}, \quad \mu_{c,\tau} = \mu_c - \tau s \varepsilon_{so}. \quad (16)$$

Here, Δk_z , Δk_c are the curvature-induced shifts of the Dirac point from the K point in the circumferential and the axial directions, respectively. Δk_{so} and ε_{so} are the spin-dependent Dirac point shift in the circumferential direction and the Zeeman-type energy shift, respectively, induced by the spin-orbit interaction. Their

explicit expressions are given in Eqs. (A4) and (A5) in Appendix A 1. Finally, k_z and k_c are the wave numbers in the circumferential and axial directions measured from the τ point, and $k_c = 0, -2/3d_t$, and $2/3d_t$ for metallic, type-1 [$\text{mod}(2n + m, 3) = 1$], and type-2 [$\text{mod}(2n + m, 3) = 2$] semiconducting SWNTs, respectively. Using Eq. (15), the two Fermi points measured from the τ point are given by,

$$k_r^{(\tau)} = \tau \Delta k_z + r \sqrt{\left(\frac{\mu_{c,\tau}}{|c|\gamma}\right)^2 - (k_c - \Delta k_{c,\tau})^2}. \quad (17)$$

And, as shown in Appendix B, the superconducting gap near $k_r^{(\tau)}$ is expressed as

$$\varepsilon_{g,r}^{(\tau)} = 2\Delta_0 + 2\Delta_1 \frac{\mu_{c,\tau}}{\gamma} \left[1 + \varepsilon_{c,\tau} E_{c,\tau} - r\tau \text{sgn}(\mu_{c,\tau}) \varepsilon_{z,\tau} \sqrt{1 - E_{c,\tau}^2} \right], \quad (18)$$

where

$$E_{c,\tau} = \frac{|c|\gamma(k_c - \Delta k_{c,\tau})}{\mu_{c,\tau}}, \quad \varepsilon_{c,\tau} = \frac{|c|\gamma \Delta k_{c,\tau}}{\mu_{c,\tau}},$$

$$\varepsilon_{z,\tau} = \frac{|c|\gamma \Delta k_z}{\mu_{c,\tau}}. \quad (19)$$

Since the absolute value of the numerator of $E_{c,\tau}$ expresses the half of the bulk band gap, the relation $|E_{c,\tau}| < 1$ holds when the chemical potential is in the energy band regions. It should be noted that the superconducting gaps at the two Fermi points $k_r^{(\tau)}$ ($r = \pm$) are different as shown in the inset of Fig. 3(b) as well as expressed in Eq. (18). This is because the contribution of Δ_1 to the superconducting gap is k dependent, as shown in Eq. (15), and the contribution at the two Fermi points is different, reflecting the shift Δk_z of the Dirac point. The two different superconducting gaps at the two Fermi points play an important role in the emergence of edge states, as will be discussed later.

Next, we focus on the low-energy BdG excitations, of the order of the superconducting gaps, in finite-length SWNTs.

III. BdG SPECTRUM IN FINITE-LENGTH SWNTS

We focus on an $(n, m) = (6, 3)$ SWNT with $N_L = 2 \times 10^5$, which corresponds to a SWNT length of $16.1 \mu\text{m}$, as an example for the zigzag class SWNTs. The BdG Hamiltonian is diagonalized as

$$\mathcal{H}_\mu = \sum_{l_\nu} \varepsilon_{\text{BdG}}^{(\mu l_\nu)} b_{\mu l_\nu}^\dagger b_{\mu l_\nu}, \quad (20)$$

where l_ν enumerates the quasiparticle energy levels, and

$$b_{\mu l_\nu}^\dagger = \sum_{\ell\sigma} \left(\phi_{p\sigma}^{(\mu l_\nu)}(\ell) c_{\sigma\ell\mu}^\dagger + \phi_{h\sigma}^{(\mu l_\nu)}(\ell) c_{\sigma\ell-\mu} \right). \quad (21)$$

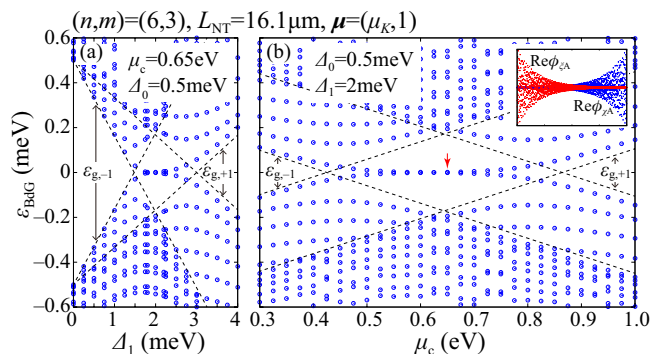


FIG. 4. BdG spectrum of a $(6, 3)$ nanotube with a length of $16.1 \mu\text{m}$ in the $\mu = (\mu_K = 2, 1)$ subspace. (a) Spectrum as a function of the superconducting pairing Δ_1 , and (b) as a function of the chemical potential μ_c . Blue circles show the calculated spectrum and the dashed lines show the superconducting gaps $\varepsilon_{g,r}^{(K,s=1)}$ of the bulk system given in Eq. (18). The inset in (b) shows the real part components $\phi_{\chi A}$ (blue) and $\phi_{\xi A}$ (red) in arbitrary units as a function of lattice site ℓ for the calculated eigenfunction at $\varepsilon_{\text{BdG}} = 0$ with $\Delta_0 = 0.5 \text{ meV}$, $\Delta_1 = 2 \text{ meV}$ and $\mu_c = 650 \text{ meV}$ [indicated by the red arrow in (b)]. The definition of $\phi_{p\sigma}$ ($p = \chi, \xi$) is given in Eq. (22).

Figure 4 shows the calculated spectrum in the energy region of the order of the superconducting gaps in the subspace $\mu = (\mu_K = 2, 1)$. The boundary shape is depicted in Fig. 1(c), which belongs to the class of so-called minimal boundaries. The eigensolver FEAST [43] of the Intel Math Kernel Library was used for the numerical calculation. The dashed lines show the evolution of the superconducting gaps $\varepsilon_{g,r}^{(\tau)}$ given in Eq. (18) with Δ_1 [Fig. 4(a)] and μ_c [Fig. 4(b)]. The functions $\phi_{\chi A}$, $\phi_{\xi A}$ shown in the inset of Fig. 4(b) are connected to ϕ_{pA} , ϕ_{hA} by a unitary transformation

$$\begin{pmatrix} \phi_{\chi\sigma} \\ \phi_{\xi\sigma} \end{pmatrix} = U_\pi^{-1} \begin{pmatrix} \phi_{p\sigma} \\ \phi_{h\sigma} \end{pmatrix}, \quad (22)$$

where

$$U_\pi = \frac{1}{2} \begin{pmatrix} 1+i & 1+i \\ -1+i & 1-i \end{pmatrix}. \quad (23)$$

We will discuss this transformation in the next section. In the region $1.5 \lesssim \Delta_1 \lesssim 3 \text{ meV}$ in Fig. 4(a) and $400 \lesssim \mu_c \lesssim 900 \text{ meV}$ in Fig. 4(b), states near zero energy exist inside the gap region. As shown in the inset in Fig. 4(b), these states are localized at the edges and their nature will be discussed in the coming sections. Calculations for the other three subspaces, $(\mu_K, -1)$ and $(\mu_{K'}, \pm 1)$, where $\mu_{K'} = 1$, exhibit an almost identical behavior (not shown) as the one seen in Fig. 4. Emergence of the zero energy states in these region is also seen (not shown) for other boundary shapes, e.g., when removing or adding a A sublattice at the end of the boundary shown in Fig. 1(c).

The numerical result in Fig. 4 clearly shows that there exist edge states at zero energy in some parameter regions. To explore the condition for the emergence of the edge states, we will analyze the bulk system from a topological viewpoint.

IV. WINDING NUMBER

Let us again consider the bulk Hamiltonian given in Eq. (11). Since the Hamiltonian has the chiral symmetry $\{\Gamma, \mathcal{H}_\mu\} = 0$, where $\Gamma = \hat{\pi}_y$, one can introduce the winding number

$$w_\mu = -\frac{1}{4\pi i} \int_{-\pi/a_z}^{\pi/a_z} dk \text{Tr} [\Gamma \mathcal{H}_\mu^{-1}(k) \partial_k \mathcal{H}_\mu(k)] \quad (24)$$

as a 1D topological invariant [44, 45]. The identity with another definition of the winding number, which uses a flat band Hamiltonian [46], is proven in Appendix C 1. Let us consider the unitary transformation U_π defined in Eq. (23), which rotates the Pauli matrices for the particle-hole basis as $U_\pi^\dagger \hat{\pi}_x U_\pi = \hat{\pi}_y$, $U_\pi^\dagger \hat{\pi}_y U_\pi = \hat{\pi}_z$, $U_\pi^\dagger \hat{\pi}_z U_\pi = \hat{\pi}_x$. Correspondingly, the Hamiltonian in Eq. (11) takes in the following an off-diagonal form,

$$\tilde{\mathcal{H}}_\mu(k) = U_\pi^\dagger \mathcal{H}_\mu(k) U_\pi = \begin{pmatrix} 0 & h_\mu(k) \\ h_\mu^\dagger(k) & 0 \end{pmatrix}, \quad (25)$$

where

$$h_\mu(k) = \begin{pmatrix} \varepsilon_{c,\mu}(k) - is\Delta_0 & f_{e,\mu}(k) - isf_{eh,\mu}(k) \\ f_{e,\mu}^*(k) - isf_{eh,\mu}^*(k) & \varepsilon_{c,\mu}(k) - is\Delta_0 \end{pmatrix}. \quad (26)$$

At the same time, the fermionic operators are transformed as

$$\begin{pmatrix} c_{\chi\sigma k\mu} \\ c_{\xi\sigma k\mu} \end{pmatrix} \equiv U_\pi^{-1} \begin{pmatrix} c_{\sigma k\mu} \\ c_{\sigma-k-\mu}^\dagger \end{pmatrix}. \quad (27)$$

Because the chiral operator is transformed as $\tilde{\Gamma} = U_\pi^\dagger \Gamma U_\pi = \hat{\pi}_z$, the winding number is written as

$$w_\mu = \frac{1}{2\pi} \int_{-\pi/a_z}^{\pi/a_z} dk \partial_k \arg \det h_\mu(k), \quad (28)$$

with the determinant of $h_\mu(k)$ being

$$\det h_\mu = \varepsilon_{c,\mu}^2 - \Delta_0^2 - |f_{e,\mu}|^2 + |f_{eh,\mu}|^2 + 2is \left(\varepsilon_{c,\mu} \Delta_0 + \frac{f_{e,\mu} f_{eh,\mu}^* + f_{e,\mu}^* f_{eh,\mu}}{2} \right) \quad (29)$$

(see Appendix C 2 for the derivation).

For the case of $|\Delta_0|, |\Delta_1| \ll |\mu_c|, |\gamma|$, on which we are focusing, the real part of $\det h_\mu$ is expressed as

$$\begin{aligned} \text{Re}(\det h_\mu) &\simeq \varepsilon_{c,\mu}^2 - |f_{e,\mu}|^2 \\ &= [-\mu_c + \varepsilon_{so,\mu}]^2 - |f_{e,\mu}|^2. \end{aligned} \quad (30)$$

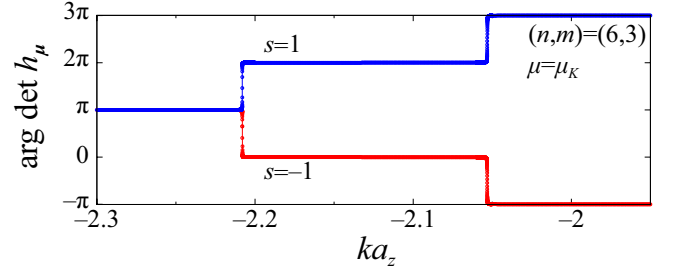


FIG. 5. Phase of $\det h_\mu$, $\arg \det h_\mu$, appearing in the integrand of the winding number in Eq. (28), for an $(n, m) = (6, 3)$ nanotube near the K point for which the angular momentum is $\mu_K = 2$. The parameters are the same as those in Fig. 3(b). The continuous change of the function in the interval $-\pi < \arg \det h_\mu \leq 3\pi$ is clearly seen. The blue and red curves show the spin components $s = 1$ and -1 , respectively. Note that both of them are almost equal π in the regions of $ka_z \lesssim -2.21$. For this case, the integrand gives contribution $+1$ (-1) to the winding number for $s = 1$ ($s = -1$).

Except near the Fermi points, we have

$$|\text{Re}(\det h_\mu)| \gg |\text{Im}(\det h_\mu)| \quad (31)$$

since the imaginary part of $\det h_\mu$ is proportional to the superconducting pairing potentials Δ_0 and Δ_1 . Therefore, Eq. (29) is approximated as a positive or negative real number, and then the phase of $\det h_\mu$ is almost constant and equal to 0 or π . This feature is clearly observed in Fig. 5, which shows the phase of the determinant of $h_{(\mu_K, s)}$ near the K point.

Let us focus on the regions near the Fermi points at the τ valley, which are the only ones where the phase of $\det h_{\mu_\tau}$ changes and a finite contribution to the integral in Eq. (28) is expected, as can be seen in Fig. 5. As seen in the $\mathbf{k} \cdot \mathbf{p}$ scheme, in which the functions $f_{e,\mu}$ and $f_{eh,\mu}$ have the form in Eq. (15), $\text{Re}(\det h_{\mu_\tau})$ behaves quadratically in k near the τ point. That is, $\text{Re}(\det h_{\mu_\tau})$ is negative for $k_z < k_z^-$ and $k_z > k_z^+$, and is positive for $k_z^- < k_z < k_z^+$. Note that the two roots of $\text{Re}(\det h_{\mu_\tau})$ are regarded as the two Fermi points in our approximation of small superconducting couplings.

Let us define $h_r^{(\tau)} \equiv h_{\mu_\tau}(k_r^{(\tau)})$, the function h_{μ_τ} at the Fermi point for the τ valley. When $\text{Im}(\det h_+^{(\tau)})$ has the opposite sign of $\text{Im}(\det h_-^{(\tau)})$,

$$\text{Im}(\det h_+^{(\tau)}) \text{Im}(\det h_-^{(\tau)}) < 0, \quad (32)$$

then $\det h_\mu$ near the Dirac point contributes to a nontrivial winding number (see the schematics in Fig. 6). Note that the maximum contribution to the winding number per Dirac point is $|w_\mu| = 1$ because of the above discussion. The sign of the winding number is given by the sign of $\text{Im}(\det h_+^{(\tau)})$, that is, the winding number is

$$w_\mu = \text{sgn}[\text{Im}(\det h_+^{(\tau)})] |w_\mu|. \quad (33)$$

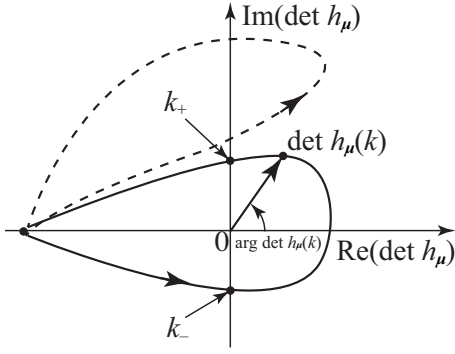


FIG. 6. Schematics of the trajectories of the complex function $\det h_\mu$ in the complex plane when k changes from $k \ll k_-$ to $k \gg k_+$. The solid curve shows an example for a nontrivial winding number $w_\mu = 1$, and the dashed curve shows a case for a trivial winding number $w_\mu = 0$.

Figure 7 shows the topological phase diagram for an $(n, m) = (6, 3)$ nanotube calculated from Eq. (32) for $(\tau, s) = (1, 1)$.

Within the $\mathbf{k} \cdot \mathbf{p}$ approximation, after some algebra given in Appendix C 2, the condition (32) is summarized as

$$\left[\frac{\gamma}{\mu_{c,\tau}} + \left(\frac{\Delta_1}{\Delta_0} \right) (1 + \varepsilon_{c,\tau} E_{c,\tau}) \right]^2 - \varepsilon_{z,\tau}^2 \left(\frac{\Delta_1}{\Delta_0} \right)^2 (1 - E_{c,\tau}^2) < 0. \quad (34)$$

Using the relation

$$\text{Im} \left(\det h_r^{(\tau)} \right) = s \mu_{c,\tau} \varepsilon_{g,r}^{(\tau)}, \quad (35)$$

which is given in Appendix B [after Eq. (B18)], the sign of the winding number can also be evaluated. As seen in Eq. (34), the condition holds only when $\varepsilon_{z,\tau} \neq 0$, that is, $\Delta k_z \neq 0$, the case of a finite shift of the Dirac point in the axial direction, and $\Delta_1 \neq 0$. Note that $E_{c,\tau}^2 < 1$ holds outside the energy gap of the nanotubes. As shown in Eq. (A4), we have a finite Δk_z except for the pure zigzag SWNTs, for which the chiral angle is $\theta = 0$. We also notice that the condition (34) depends on the ratio of Δ_0 and Δ_1 but not on their absolute values.

At the border, one of the two superconducting gaps $\varepsilon_{g,r}^{(\tau)}$ ($r = \pm$) becomes zero. Then, from the condition $\varepsilon_{g,r}^{(\tau)} = 0$ and Eq. (18), the border is determined by

$$\frac{\Delta_1}{\Delta_0} = \frac{\gamma}{\mu_{c,\tau}} \frac{(1 + \varepsilon_{c,\tau} E_{c,\tau}) + r \tau \text{sgn}(\mu_{c,\tau}) \sqrt{\varepsilon_{z,\tau}^2 (1 - E_{c,\tau}^2)}}{(1 + \varepsilon_{c,\tau} E_{c,\tau})^2 - \varepsilon_{z,\tau}^2 (1 - E_{c,\tau}^2)}. \quad (36)$$

Note that the border is also given by the roots of the left-hand side of Eq. (34). By comparing with the numerical

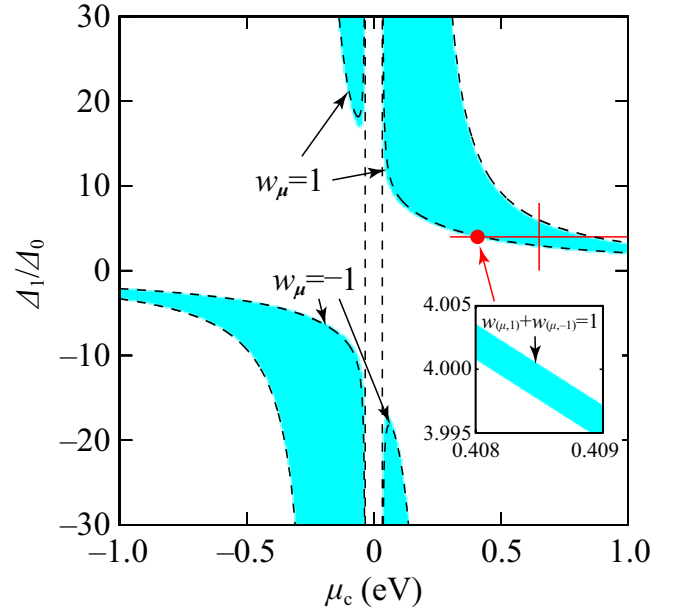


FIG. 7. Topological phase diagram for an $(n, m) = (6, 3)$ nanotube estimated from Eq. (32) for $(\tau, s) = (1, 1)$ in the μ_c and Δ_1/Δ_0 plane, where $\Delta_0 = 0.5$ meV. The light blue areas show the region of nontrivial winding number, $|w_\mu| = 1$. The dashed curves show Eq. (36), the analytical expression for the border of the topological phases. The region between the dashed vertical lines is the band gap region of the normal state. The red lines indicate the parameter region of Fig. 4. The inset shows the phase diagram for the value $w_{(\mu,1)} + w_{(\mu,-1)}$ near the region marked by the red point, which has a nontrivial value only near the border of the main figure.

calculation in Fig. 4, we confirm that the zero energy edge states appear in the region where the winding number has a nonzero value. The region becomes narrower and the borders asymptotically behave as $\Delta_1/\Delta_0 \simeq -\gamma/\mu_c$ for a large μ_c . This implies that to have nontrivial winding number, the ratio $\delta = \Delta_1/\Delta_0$ becomes smaller and comparable to 1 for $|\mu_c| \sim |\gamma|$, as shown in Fig. 7. However, such a chemical potential might be unrealistically large.

Let us comment on the effect of the spin-orbit interaction. As shown in Eq. (16), the spin-orbit interaction gives the spin dependence in the phase diagram. Since we are focusing on the conducting region for the normal state, we have $|\mu_c| \gg |\varepsilon_{so}|$. Furthermore, we also have the relation $|\Delta k_c| \gg |\Delta k_{so}|$ except for the armchair SWNTs. For the armchair SWNTs, the spin-orbit interaction opens a small gap at $\mu_c = 0$, as already pointed out in previous studies [2–4, 7]. Therefore, we have an almost identical phase diagram for the (τ, s) and $(\tau, -s)$ subspaces except for the sign difference reflecting the opposite winding direction between s and $-s$, as seen in the relation (35). A small difference between the opposite spins, shown as the finite value of $w_{(\mu_K,1)} + w_{(\mu_K,-1)}$ in the inset of Fig. 7, appears at the border region scaled by the spin-orbit interaction. Note that the phase diagrams for (τ, s) and $(-\tau, -s)$ are the

same including the sign. Therefore, the total winding number, $\sum_{\tau,s} w_{\mu\tau} = 2(w_{(\mu_K,1)} + w_{(\mu_K,-1)})$, shows the same diagram as $w_{(\mu_K,1)} + w_{(\mu_K,-1)}$. As a result, the *total* winding number is nonzero only in very narrow regions of the parameter space. Nevertheless, several edge states are present in the nanotube even when the total winding number is zero, which proves that the total topological invariant may miss a rich part of the physics of the system.

As a further example, it should be noted that in the armchair class, with $\mu_k = 0 = \mu_{K'}$, the winding number w_{μ} becomes zero even when the condition (34) is satisfied for both valleys. This is because the winding directions for the τ and $-\tau$ valley are opposite, which can be seen from the relation Eq. (35). However, this does not mean that there is no edge state for the armchair class, as will be discussed in Sec. VI.

Let us comment on the symmetry class to which our 1D model belongs according to the topological classification in Ref. [46]. Since we have only the chiral symmetry in each μ subspace, the 1D model in that space belongs to the AIII class. The total Hamiltonian has time-reversal symmetry, and belongs to class DIII. Further discussion on the different topological invariants in our system can be found in Appendix C 3.

It should be noted that the nontrivial topological phase obtained in our work does not contradict a previous study [37], which predicts only a trivial topological phase if the induced superconducting correlation is *s* wave. This correlation appears in our Hamiltonian as the onsite pairing. As already mentioned, the Δ_1 term, which is the coupling constant for the *k*-linear term in Eq. (15), and thus acts as the *p*-wave superconducting coupling [38], is needed to have the nontrivial topological phases.

V. BULK-EDGE CORRESPONDENCE

In this section we shall reveal the deep physical meaning of the condition constituting Eq. (32). As mentioned in the Introduction, it has been shown [18] for the SWNTs in the normal state that the winding number per μ space w_{μ} is equal to the number of edge states in this

space. The latter are given by the difference between the number of evanescent modes, being the solutions of the mode equation at zero energy, and the number of boundary conditions for given sublattice. This gives a one-to-one correspondence between the winding number as a topological invariant and the physical edge state. This kind of relation is called a bulk-edge correspondence. Let us discuss the bulk-edge correspondence for the present system by including the finite length of the SWNT in our description.

Since the relevant contribution to the winding number comes from the neighborhood of the τ point, we shall consider an effective 1D continuum model obtained by expanding around the τ point. The envelope function,

$$\Psi_{\tau} = \begin{pmatrix} \Psi_{\chi\tau} \\ \Psi_{\xi\tau} \end{pmatrix}, \quad \Psi_{p\tau} = \begin{pmatrix} \Psi_{pA\tau} \\ \Psi_{pB\tau} \end{pmatrix}, \quad (37)$$

obeys the equation,

$$\hat{H}_{\mu\tau}(\hat{k}_z)\Psi_{\tau} = \varepsilon\Psi_{\tau}, \quad (38)$$

where $p = \chi, \xi$, and $\hat{H}_{\mu\tau}(\hat{k}_z)$ has the same functional form of Eq. (25) with Eq. (15). However, the wave number k_z is now regarded as the operator

$$\hat{k}_z = -i\frac{\partial}{\partial z} \quad (39)$$

in the continuum model. At zero energy, $\varepsilon = 0$, the equation can be divided into two sets of equations with 2×2 matrix forms:

$$\hat{h}_{p\mu\tau}(\hat{k}_z)\Psi_{p\tau} = 0, \quad (40)$$

where $\hat{h}_{\chi\mu\tau}(\hat{k}_z)$ and $\hat{h}_{\xi\mu\tau}(\hat{k}_z)$ are given by changing $k_z \rightarrow \hat{k}_z$ in $h_{\mu\tau}^{\dagger}(k_z)$ and $h_{\mu\tau}(k_z)$, respectively. Let us consider the modes with the following form:

$$\Psi_{p\tau} = e^{iqz} \begin{pmatrix} 1 \\ \eta_p \end{pmatrix}. \quad (41)$$

In each *p* block, the modes obey the following equation:

$$\begin{pmatrix} -\mu_{c,\tau} + ips\Delta_0 & c[\gamma(q - \tau\Delta k_z) + ips\Delta_1 q] + c[i\gamma(k_c - \Delta k_{c,\tau}) - ps\Delta_1 k_c] \\ c^*[\gamma(q - \tau\Delta k_z) + ips\Delta_1 q] - c^*[i\gamma(k_c - \Delta k_{c,\tau}) - ps\Delta_1 k_c] & -\mu_{c,\tau} + ips\Delta_0 \end{pmatrix} \begin{pmatrix} 1 \\ \eta_p \end{pmatrix} = 0, \quad (42)$$

where we have alternatively used the index $p = 1$ and -1 for $p = \chi$ and ξ , respectively. To have nontrivial solutions, the determinant of the matrix in Eq. (42) should be zero. Since this gives a second-order equation in q , there exist two modes corresponding to the solutions $q_r^{(\tau)}$. A relation between $q_r^{(\tau)}$ and the Fermi point $k_r^{(\tau)}$ will be

shown in Eq. (44).

Within the continuum model, the microscopic boundary condition is implicitly taken into account in order to form eigenstates. They are constructed as linear combinations of two independent modes, a leftgoing and a rightgoing one, subject to boundary conditions at each

end. Note that in the superconducting gap region the two modes are two decaying modes, that is, $|\kappa_r^{(\tau)}| < 1$ or $|\kappa_r^{(\tau)}| > 1$, where $\kappa_r \equiv \text{Im}(q_r^{(\tau)})$. If the two modes have the same decaying direction, that is,

$$\kappa_+^{(\tau)} \kappa_-^{(\tau)} > 0, \quad (43)$$

then an edge state given by the linear combination of the two modes appears at an end. In the following we explicitly show that this condition is identical to the condition (32) for nontrivial winding number.

As shown in Appendix D, we arrive after some algebra to the two solutions

$$\text{Re}(q_r^{(\tau)}) \simeq k_r^{(\tau)}, \quad \kappa_r^{(\tau)} \simeq \frac{rps \text{sgn}(\mu_{c,\tau}) \varepsilon_{g,r}^{(\tau)}}{|c|\gamma\sqrt{1-E_{c,\tau}^2}}. \quad (44)$$

Since we have the relation (35), we get

$$\kappa_r^{(\tau)} = \frac{rp \text{Im}(\det h_r^{(\tau)})}{4|\mu_{c,\tau}||c|\gamma\sqrt{1-E_{c,\tau}^2}}. \quad (45)$$

Combining Eqs. (43) and (45), it is immediately clear that the condition for emergence of an edge state is identical to the condition for a nontrivial winding number expressed by Eq. (32).

It is worth noting that, from Eq. (44), the decay length of the edge state is proportional to the Fermi velocity, $-|c|\gamma\sqrt{1-E_{c,\tau}^2}/\hbar$, of the normal states at the given chemical potential and is inversely proportional to the superconducting gap. This implies the shortest decay length to be near the bottom of the conduction or top of the valence bands for the semiconducting SWNTs.

VI. ARMCHAIR CLASS

So far, we have been restricting ourselves to the case of decoupled valleys. Let us discuss the effect of valley coupling by considering the armchair class SWNTs, in which the two valleys have the same angular momentum.

In previous studies [14, 15], it has been shown that the nature of the valley coupling depends on the boundary conditions. Here we consider two types of boundaries. One is the minimal boundary, in which the edge has minimum number of dangling bonds [see Figs. 8(a) and 8(b)]. Another is the orthogonal boundary formed by a simple cut of the lattice in the plane orthogonal to the nanotube axis [see Figs. 8(a) and 8(c)]. The two valleys are nearly decoupled for the former case, while they strongly couple for the latter case, where each eigenstate is formed from a leftgoing mode at one valley and a rightgoing mode at another valley [14].

Figure 8 shows the calculated spectrum for an $(n, m) = (5, 2)$ nanotube with $N_L = 4 \times 10^5$, which corresponds to the nanotube length of $13.6 \mu\text{m}$, in the subspace of $\boldsymbol{\mu} =$

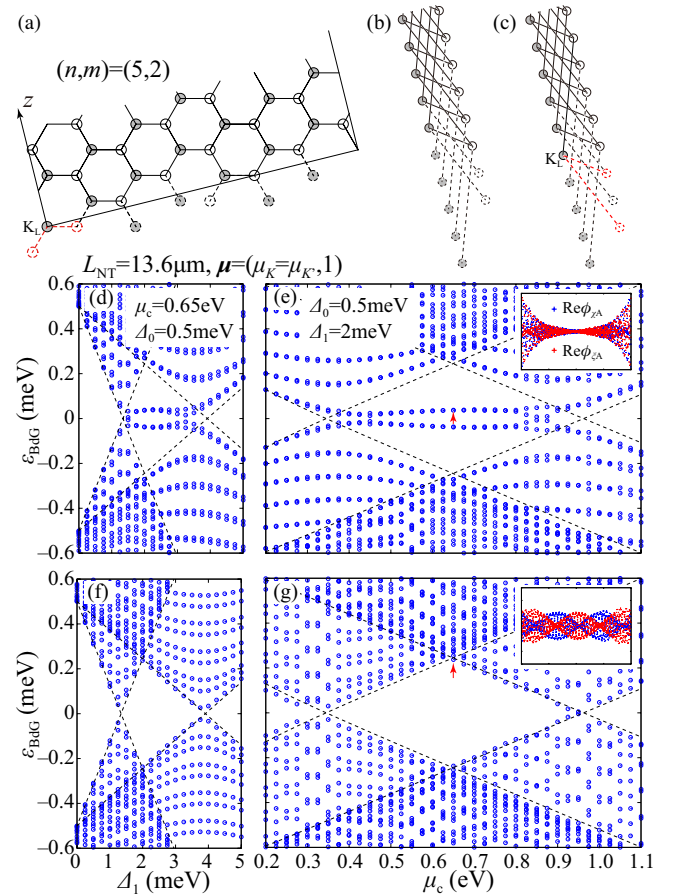


FIG. 8. BdG spectrum of an armchair class $(5, 2)$ nanotube with length of $13.6 \mu\text{m}$ in the $\boldsymbol{\mu} = (\mu, s) = (\mu_K, +1)$ subspace. (a) Unrolled tube near the left end. The boundary is formed by a simple cut of the lattice in the plane orthogonal to the nanotube axis, represented by the solid line perpendicular to the z axis. Removed lattice sites adjacent to the boundary sites are represented by dashed circles, and the dangling bonds are represented by the dashed lines. The orthogonal boundary is given by keeping the Klein site indicated by K_L , and the minimal boundary is given by removing the Klein site. (b) Minimal and (c) orthogonal boundaries, respectively, in the 1D model. (d) BdG spectrum as a function of the superconducting pairing Δ_1 , and, (e) that as a function of the chemical potential μ_c , respectively, for the minimal boundary, and, (f) and (g) show those for the orthogonal boundary. Each inset in (e) and (g) shows the real part components $\phi_{\chi A}$ (blue) and $\phi_{\varepsilon A}$ (red) in arbitrary units as a function of lattice site ℓ for the calculated eigenfunction at the state indicated by the red arrow.

$(\mu_K, 1)$, where $\mu_K = \mu_{K'} = 0$. Figures 8(d) and 8(e), which show the case of the minimal boundary, exhibit a spectrum similar to that in Fig. 4. Edge states near zero energy are seen inside the gap region for $1 \lesssim \Delta_1 \lesssim 4 \text{ meV}$ in Fig. 8(d), and for $350 \lesssim \mu_c \lesssim 950 \text{ meV}$ in Fig. 8(e). A small deviation from zero energy is observed because of weak valley coupling. On the other hand, Figs. 8(f) and 8(g), which show the case of the orthogonal boundary, do not support zero energy states in the same

region of superconducting pairing and chemical potential as in Figs. 8(d) and 8(e). This is in contrast to the zigzag class SWNTs, in which the shape of the boundary does not affect the number of edge states if μ remains a good quantum number since the two valleys have different μ and they are decoupled.

The absence of zero energy states for the case of strong valley coupling in Figs. 8(f) and 8(g) can be captured by the expressions we have obtained in Sec. V. Between the two states specified by (τ, s, r) and $(-\tau, s, -r)$, which form a pair for an eigenstate under the boundary condition, we always have the relation $\kappa_r^{(\tau,s)} \simeq -\kappa_{-r}^{(-\tau,s)}$ because $\varepsilon_{g,r}^{(\tau,s)} \simeq \varepsilon_{g,r}^{(-\tau,s)}$. Therefore, the condition (43) of emergence of edge states is never satisfied for this case.

VII. DISCUSSION AND CONCLUSION

We have studied the edge states in the proximity-induced superconducting gap of finite-length SWNTs from the topological viewpoint. Our analysis shows that the numerically observed edge states are due to the combined effect of curvature-induced Dirac point shifting and strong superconducting coupling between nearest-neighbor sites. A 1D continuum model reveals that the condition for nontrivial winding number coincides with the condition for emergence of edge states in the finite length case.

We have seen that in our setup the edge states of zigzag and armchair classes with the minimal boundary are formed not by time-reversal symmetric partners, but by the (τ, s, r) and $(\tau, s, -r)$ states. Here, τ is the index of the two valleys K and K' , s is that of spin direction \uparrow and \downarrow , and r is that of left and right branch of the energy bands. In armchair class with the orthogonal boundary it was impossible to construct an edge mode, because that required combining (τ, s, r) and $(-\tau, s, -r)$ states, which always decay in the opposite directions.

The zero energy edge states studied in this paper appear in pairs because of the unbroken time-reversal symmetry as well as the decoupling of two valleys. As seen in Fig. 8, mixings of subspaces such as spin mixing induced, e.g., by an external magnetic field or valley mixing induced, e.g., by broken rotational symmetry would couple the two pair members and they would deviate from the zero energy. These properties would be in contrast to those of the Majorana bound states, which emerge under breaking of the time-reversal symmetry and might further necessitate valley mixing, as shown, e.g., in the previous study [33]. Therefore, the control of the magnetic field as well as the rotational symmetry provides us with a tool for discriminating between the zero energy edge states discussed in this paper and the Majorana bound states.

Finally, it is interesting to comment on the possibility of Majorana bound states in the SWNTs. If the parameters of the system can be tuned in such a way that the bound states combine two time-reversal partners

(τ, s, r) and $(-\tau, -s, -r)$, the requirement of the same decay direction $\kappa_r^{(\tau)}\kappa_{-r}^{(-\tau)} > 0$ follows automatically from Eq. (44). This can be achieved in the presence of the spin mixing and the valley mixing induced by, e.g., an external magnetic field and a potential scattering. Furthermore, fine tuning of the system parameters under the spin-orbit splitting could provide an odd number of time-reversal symmetric pairs. As discussed in Refs. [33, 35], the combined time-reversal symmetric partners may form edge states of Majorana nature.

ACKNOWLEDGMENTS

We acknowledge JSPS KAKENHI Grants (No. JP15K05118, No. JP15KK0147, and No. JP16H01046), Grant No. GRK 1570, IKG Topological Insulators. W.I. is grateful to A. Yamakage and R. Okuyama for fruitful discussion. M.M. would like to thank K. Flensberg and M. Wimmer for helpful remarks.

Appendix A: Tight-binding Hamiltonian

Here we show the details of the tight-binding Hamiltonian.

1. Tight-binding Hamiltonian of the normal term

Here, we give the explicit form of the vectors $\delta_j^{(t)}$ and the hopping integrals $\gamma_{s,j}^{(t)}$ which appear in the standard term H_0 of the Hamiltonian in Eq. (1):

$$\begin{aligned} H_0 = & -\mu_c \sum_{r\sigma s} c_{\sigma r s}^\dagger c_{\sigma r s} \\ & + \sum_{r s} \sum_{j=1}^3 \gamma_{s,j}^{(1)} c_{A r s}^\dagger c_{B r + \delta_j^{(1)} s} + \text{H.c.} \\ & + \sum_{r\sigma s} \sum_{j=1}^3 \gamma_{s,j}^{(2)} c_{\sigma r s}^\dagger c_{\sigma r + \delta_j^{(2)} s} + \text{H.c.} \end{aligned} \quad (\text{A1})$$

The vectors to the three nearest-neighbor B sites from the A site are given by $\delta_1^{(1)} = (\mathbf{a}_1 + \mathbf{a}_2)/3$, $\delta_2^{(1)} = (\mathbf{a}_1 - 2\mathbf{a}_2)/3$, and $\delta_3^{(1)} = (-2\mathbf{a}_1 + \mathbf{a}_2)/3$. The vectors to the six next-nearest-neighbor sites are given by $\delta_1^{(2)} = \mathbf{a}_1$, $\delta_2^{(2)} = (\mathbf{a}_1 - \mathbf{a}_2)$, $\delta_3^{(2)} = -\mathbf{a}_2$, and $\delta_j^{(2)} = -\delta_{j-3}^{(2)}$ for $j = 4, 5, 6$. The hopping integrals are expressed as [19]

$$\gamma_{s,j}^{(1)} = \gamma \left[1 + \Delta k_c \frac{a}{\sqrt{3}} \sin \phi_j - (\Delta k_z + i s \Delta k_{\text{so}}) \frac{a}{\sqrt{3}} \cos \phi_j \right], \quad (\text{A2})$$

$$\gamma_{s,j}^{(2)} = i \frac{(-1)^{j+1}}{3\sqrt{3}} s \varepsilon_{\text{so}}, \quad (\text{A3})$$

where $\gamma = -2.57$ eV, $\phi_j = \theta - 5\pi/6 + 2\pi j/3$. Finally, $\theta = \arccos \frac{2n+m}{2\sqrt{n^2+m^2+nm}}$ is the chiral angle defined as the angle between \mathbf{C}_h and \mathbf{a}_1 , and $d_t = |\mathbf{C}_h|/\pi = a\sqrt{n^2+m^2+nm}/\pi$ is the diameter of nanotube. The terms proportional to

$$\Delta k_z = \zeta \frac{\sin 3\theta}{d_t^2}, \quad \Delta k_c = \beta' \frac{\cos 3\theta}{d_t^2}, \quad (\text{A4})$$

with $\zeta = -0.185$ nm, $\beta = 0.0436$ nm account for the curvature-induced shift of the Dirac point from the K point in the axial and the circumferential directions, respectively. The pure imaginary hopping terms proportional to

$$\Delta k_{\text{so}} = \alpha'_1 V_{\text{so}} \frac{1}{d_t}, \quad \varepsilon_{\text{so}} = \alpha_2 V_{\text{so}} \frac{\cos 3\theta}{d_t}, \quad (\text{A5})$$

represent the spin-dependent Dirac point shift in the circumferential direction and the Zeeman-like energy shift, respectively, induced by the spin-orbit interaction. We use $\alpha'_1 = 8.8 \times 10^{-5}$ meV $^{-1}$, $\alpha_2 = -0.045$ nm and $V_{\text{so}} = 6$ meV. All numerical values above, except for V_{so} , have been obtained by fitting to the results of *ab initio* based tight-binding calculation in Ref. [7]. Note that the relation $(\gamma_{-s,j}^{(t)})^* = \gamma_{s,j}^{(t)}$ ($t = 1, 2$) holds reflecting the time-reversal symmetry.

2. Transformation of the Δ_1 term to the BdG form

Here we show the transformation of the superconducting term proportional to Δ_1 in Eq. (7) to the BdG form in Eq. (10). The operators can be doubled such as

$$\begin{aligned} & \sum_{\boldsymbol{\mu}} e^{i\frac{2\pi}{d}\delta\nu_j^{(1)}\boldsymbol{\mu}} s c_{A\ell\boldsymbol{\mu}}^\dagger c_{B\ell_j^{(1)}-\boldsymbol{\mu}}^\dagger \\ &= \frac{1}{2} \sum_{\boldsymbol{\mu}} e^{i\frac{2\pi}{d}\delta\nu_j^{(1)}\boldsymbol{\mu}} s \left(c_{A\ell\boldsymbol{\mu}}^\dagger c_{B\ell_j^{(1)}-\boldsymbol{\mu}}^\dagger - c_{B\ell_j^{(1)}-\boldsymbol{\mu}}^\dagger c_{A\ell\boldsymbol{\mu}}^\dagger \right) \\ &= \frac{1}{2} \sum_{\boldsymbol{\mu}} s \left(e^{i\frac{2\pi}{d}\delta\nu_j^{(1)}\boldsymbol{\mu}} c_{A\ell\boldsymbol{\mu}}^\dagger c_{B\ell_j^{(1)}-\boldsymbol{\mu}}^\dagger \right. \\ & \quad \left. + e^{-i\frac{2\pi}{d}\delta\nu_j^{(1)}\boldsymbol{\mu}} c_{B\ell_j^{(1)}-\boldsymbol{\mu}}^\dagger c_{A\ell-\boldsymbol{\mu}}^\dagger \right). \end{aligned} \quad (\text{A6})$$

From the second to the third equations, we have exchanged $\boldsymbol{\mu} \leftrightarrow -\boldsymbol{\mu}$ for the second term. Then, the contri-

bution proportional to Δ_1 in Eq. (7) is rewritten as

$$\begin{aligned} & \Delta_1 \sum_{\boldsymbol{\mu}} e^{i\frac{2\pi}{d}\delta\nu_j^{(1)}\boldsymbol{\mu}} s c_{A\ell\boldsymbol{\mu}}^\dagger c_{B\ell_j^{(1)}-\boldsymbol{\mu}}^\dagger + \text{H.c.} \\ &= \frac{\Delta_1}{2} \sum_{\boldsymbol{\mu}} s \left(e^{i\frac{2\pi}{d}\delta\nu_j^{(1)}\boldsymbol{\mu}} c_{A\ell\boldsymbol{\mu}}^\dagger c_{B\ell_j^{(1)}-\boldsymbol{\mu}}^\dagger \right. \\ & \quad \left. + e^{-i\frac{2\pi}{d}\delta\nu_j^{(1)}\boldsymbol{\mu}} c_{B\ell_j^{(1)}-\boldsymbol{\mu}}^\dagger c_{A\ell-\boldsymbol{\mu}}^\dagger \right) + \text{H.c.} \\ &= \frac{\Delta_1}{2} \sum_{\boldsymbol{\mu}} s e^{i\frac{2\pi}{d}\delta\nu_j^{(1)}\boldsymbol{\mu}} \left(c_{A\ell\boldsymbol{\mu}}^\dagger c_{B\ell_j^{(1)}-\boldsymbol{\mu}}^\dagger + c_{A\ell-\boldsymbol{\mu}} c_{B\ell_j^{(1)}\boldsymbol{\mu}} \right) + \text{H.c.} \\ &= \frac{\Delta_1}{2} \sum_{\boldsymbol{\mu}} s e^{i\frac{2\pi}{d}\delta\nu_j^{(1)}\boldsymbol{\mu}} \mathbf{c}_{A\ell\boldsymbol{\mu}}^\dagger \hat{\pi}_x \mathbf{c}_{B\ell_j^{(1)}\boldsymbol{\mu}} + \text{H.c.}, \end{aligned} \quad (\text{A7})$$

where $\mathbf{c}_{\sigma\ell\boldsymbol{\mu}}^\dagger$, $\mathbf{c}_{\sigma\ell\boldsymbol{\mu}}$ are the Nambu spinors introduced in Eq. (8). From the second to third equations we have exchanged the term $\Delta_1 e^{-i\frac{2\pi}{d}\delta\nu_j^{(1)}\boldsymbol{\mu}} c_{B\ell_j^{(1)}-\boldsymbol{\mu}}^\dagger c_{A\ell-\boldsymbol{\mu}}^\dagger$ and its Hermitite conjugate $\Delta_1 e^{i\frac{2\pi}{d}\delta\nu_j^{(1)}\boldsymbol{\mu}} c_{A\ell-\boldsymbol{\mu}} c_{B\ell_j^{(1)}\boldsymbol{\mu}}$.

Appendix B: BdG excitation spectrum of the bulk system

In this appendix, we show the detailed analytical calculation of the BdG excitation spectrum near the Dirac points. Such spectrum is obtained by diagonalizing the Hamiltonian matrix of Eq. (11), or, equivalently, Eq. (25). Hereafter, we omit the subscripts $\boldsymbol{\mu}$, μ and k , for simplicity.

It follows from the chiral symmetry $\{\tilde{I}, \tilde{\mathcal{H}}\} = 0$ that for the eigenfunction $\tilde{\Psi}$ satisfying $\tilde{\mathcal{H}}\tilde{\Psi} = \varepsilon\tilde{\Psi}$ there exists a paired state $\tilde{I}\tilde{\Psi}$ with the energy $-\varepsilon$, that is, $\tilde{\mathcal{H}}\tilde{I}\tilde{\Psi} = -\varepsilon\tilde{I}\tilde{\Psi}$. And, multiplying the Schrödinger equation by the Hamiltonian, one gets $\tilde{\mathcal{H}}^2\tilde{\Psi} = \varepsilon^2\tilde{\Psi}$. Since $\tilde{\mathcal{H}}$ has a block-off-diagonal form [see Eq. (25)], $\tilde{\mathcal{H}}^2$ has the block-diagonal form with blocks hh^\dagger and $h^\dagger h$. Then two separated equations, $hh^\dagger\Psi_\chi = \varepsilon^2\Psi_\chi$ and $h^\dagger h\Psi_\xi = \varepsilon^2\Psi_\xi$, are obtained, where $\tilde{\Psi} = (\Psi_\chi, \Psi_\xi)^T$. The eigenvalue problem can be reduced to solving the equation $\det [hh^\dagger - \varepsilon^2 I_{2 \times 2}] = 0$, which gives,

$$\begin{aligned} & \varepsilon^4 - 2(\varepsilon_c^2 + \Delta_0^2 + |f_e|^2 + |f_{\text{eh}}|^2)\varepsilon^2 \\ & \quad + [(\varepsilon_c^2 - \Delta_0^2) - (|f_e|^2 - |f_{\text{eh}}|^2)]^2 \\ & \quad + [2\varepsilon_c\Delta_0 + (f_e f_{\text{eh}}^* + f_{\text{eh}}^* f_e)]^2 = 0. \end{aligned} \quad (\text{B1})$$

The equation $\det [h^\dagger h - \varepsilon^2 I_{2 \times 2}] = 0$ is the same as Eq. (B1). Since the eigenvalue equation is quadratic in ε^2 , we have

$$\varepsilon^2 = A \pm 2\sqrt{B}, \quad (\text{B2})$$

with

$$A = \varepsilon_c^2 + \Delta_0^2 + |f_e|^2 + |f_{eh}|^2, \quad (\text{B3})$$

$$B = (\Delta_0^2 + |f_e|^2) (\varepsilon_c^2 + |f_{eh}|^2) - \left(\frac{f_e f_{eh}^* + f_e^* f_{eh}}{2} + \varepsilon_c \Delta_0 \right)^2. \quad (\text{B4})$$

Then, the BdG spectrum is given by

$$\varepsilon = \pm \sqrt{A \pm 2\sqrt{B}}. \quad (\text{B5})$$

Let us focus on the BdG spectrum near the superconducting gap by expanding $\varepsilon = \pm \sqrt{A - 2\sqrt{B}}$ near the Fermi points by using Eq. (15). Near the two Fermi points $k_z = k_r$ ($r = \pm$), which are given in Eq. (17), it holds $\varepsilon_c = -\mu_{c,\tau}$, and

$$f_e = f_{er} + c\gamma k', \quad f_{eh} \simeq f_{ehr} = \frac{\Delta_1}{\gamma} f_{er} + C, \quad (\text{B6})$$

where k' is the 1D wave number measured from $k_z = k_r$. Furthermore, f_{er} and f_{ehr} are f_e and f_{eh} at the Fermi point, respectively,

$$f_{er} = c\gamma [(k_r - \tau \Delta k_z) + i(k_c - \Delta k_{c,\tau})], \quad (\text{B7})$$

$$C = c\Delta_1 (\tau \Delta k_z + i\Delta k_{c,\tau}), \quad (\text{B8})$$

and we have discarded the weak k' dependence of f_{eh} . Note that the relation $|f_{er}| = |\mu_{c,\tau}|$ holds. A and B are expanded near each Fermi point as

$$A = A_0 + A_1 k' + A_2 k'^2 + \dots, \quad (\text{B9})$$

$$B = B_0 + B_1 k' + B_2 k'^2 + \dots, \quad (\text{B10})$$

where

$$A_0 = 2\mu_{c,\tau}^2 + \Delta_0^2 + |f_{ehr}|^2, \quad (\text{B11})$$

$$A_1 = \gamma (c^* f_{er} + c f_{er}^*), \quad (\text{B12})$$

and

$$B_0 = \mu_{c,\tau}^4 + \mu_{c,\tau}^2 |f_{ehr}|^2 - \frac{1}{4} (f_{er} f_{ehr}^* + f_{er}^* f_{ehr})^2 - (f_{er} f_{ehr}^* + f_{er}^* f_{ehr}) \mu_{c,\tau} \Delta_0, \quad (\text{B13})$$

$$B_1 = \mu_{c,\tau}^2 \gamma (c^* f_{er} + c f_{er}^*) + c\gamma (c^* f_{er} + c f_{er}^*) |f_{ehr}|^2 - \frac{1}{2} (f_{er} f_{ehr}^* + f_{er}^* f_{ehr}) \gamma (c^* f_{ehr} + c f_{ehr}^*) - \gamma (c^* f_{ehr} + c f_{ehr}^*) \mu_{c,\tau} \Delta_0. \quad (\text{B14})$$

Near the gap region, we have

$$\begin{aligned} \varepsilon^2 &= A - 2\sqrt{B} \\ &= \left(A_0 - 2\sqrt{B_0} \right) + \left(A_1 - \frac{B_1}{\sqrt{B_0}} \right) k' + \dots \end{aligned} \quad (\text{B15})$$

Using

$$\sqrt{B_0} \simeq \mu_{c,\tau}^2 \left[1 + \frac{1}{2} \left(\frac{|f_{ehr}|^2}{\mu_{c,\tau}^2} - \frac{(f_{er} f_{ehr}^* + f_{er}^* f_{ehr})^2}{4\mu_{c,\tau}^4} - \frac{(f_{er} f_{ehr}^* + f_{er}^* f_{ehr}) \Delta_0}{\mu_{c,\tau}^3} \right) \right], \quad (\text{B16})$$

each coefficient in Eq. (B15) is expressed as

$$A_0 - 2\sqrt{B_0} = \left(\frac{\varepsilon_{g,r}^{(\tau)}}{2} \right)^2, \quad A_1 - \frac{B_1}{\sqrt{B_0}} \simeq 0, \quad (\text{B17})$$

where

$$\varepsilon_{g,r}^{(\tau)} \equiv \frac{f_{er} f_{ehr}^* + f_{er}^* f_{ehr}}{\mu_{c,\tau}} + 2\Delta_0, \quad (\text{B18})$$

and we have discarded the higher order of $\Delta_0/1/\mu_{c,\tau}$ and $\Delta_0/1/\gamma$ in each contribution. The coefficient of k' in Eq. (B15) being zero means that the gap position is at $k_z = k_r^{(\tau)}$ within this approximation. Therefore, $\varepsilon_{g,r}^{(\tau)}$ represents the superconducting gap at $k_z = k_r^{(\tau)}$. By comparing Eq. (29) and Eq. (B18), we get Eq. (35). By using Eqs. (B6)–(B8), we finally get the expression of the superconducting gap given in Eq. (18).

Appendix C: Topological invariants

In this appendix, we discuss properties of the winding number and other topological invariants.

1. Identity of two expressions for the winding number

Here we show the identity of two different expressions for the winding number; one is given by Eq. (24) and another is given using a flat-band Hamiltonian approach [46].

First, we shall get a flat-band Hamiltonian. Let us consider the filled and empty states $\Psi_{\pm,l}(k)$ of the Hamiltonian (25) with the eigenvalue $\pm\varepsilon_l(k)$, where $-$ ($+$) refers to the filled (empty) state and $\varepsilon_l(k) > 0$. The eigenfunctions are written as [47]

$$\Psi_{\pm,l}(k) = \frac{1}{\sqrt{2}} \begin{pmatrix} u_l \\ \pm \frac{1}{\varepsilon_l(k)} h^\dagger(k) u_l \end{pmatrix}, \quad (\text{C1})$$

where l is the index of the spectrum and we have omitted the subscript μ for simplicity. One can check that the function satisfies the Schrödinger equation $\tilde{\mathcal{H}}(k)\Psi_l(k) = \pm\varepsilon_l(k)\Psi_l(k)$ with the relation $h(k)h^\dagger(k)u_l = \varepsilon_l^2(k)u_l$, which is derived by multiplying the Schrödinger equation by the Hamiltonian. *A priori* the eigenvectors u_l may depend on k . Nevertheless, since u_l are eigenvectors

of $h(k)h^\dagger(k)$ which is Hermitian, they form an orthogonal set. We can perform a unitary transformation into a basis in which hh^\dagger is diagonal, and the eigenvectors u_l are independent of k . This transformation is continuous in k , which is assured by the continuity of the original eigenvectors $u_l(k)$. In the following, we shall work implicitly in that transformed basis. The projector onto the filled states is given by

$$P = \sum_l \Psi_{-,l}(k)\Psi_{-,l}(k)^\dagger = \frac{1}{2}I - \frac{1}{2}Q. \quad (\text{C2})$$

The operator Q acts as a flat-band Hamiltonian having the energy $+1$ for the empty states and -1 for the filled states independent of k since $Q\Psi_{\pm,l}(k) = (I - 2P)\Psi_{\pm,l}(k) = \pm\Psi_{\pm,l}(k)$. In the matrix form, we have

$$Q = \begin{pmatrix} 0 & q(k) \\ q^\dagger(k) & 0 \end{pmatrix}, \quad (\text{C3})$$

where

$$q(k) = \sum_l \frac{1}{\varepsilon_l(k)} u_l u_l^\dagger h(k) = U(k)h(k), \quad (\text{C4})$$

and the matrix

$$U(k) = \sum_l \frac{1}{\varepsilon_l(k)} u_l u_l^\dagger \quad (\text{C5})$$

has been introduced. Using the flat-band Hamiltonian, a winding number is defined as [46]

$$w' = \frac{1}{2\pi i} \int dk \text{Tr} [q^{-1}(k)\partial_k q(k)], \quad (\text{C6})$$

where the integral is taken over the whole of the 1D BZ.

Before showing the identity of the two different definitions of the winding number, let us show a relation which will be used later. Hereafter, we will also omit k in the expressions for simplicity. Since $Q^2 = (I - 2P)^2 = I - 4P + 4P^2 = I$, we have $qq^\dagger = 1$. Then, $q^{-1} = q^\dagger$. We also have $U^\dagger = U$, which is immediately seen from Eq. (C5). From these two relations we have $h^{-1}U^{-1} = h^\dagger U^\dagger = h^\dagger U$. Then, it holds

$$U^{-1} = hh^\dagger U = \sum_l \varepsilon_l u_l u_l^\dagger. \quad (\text{C7})$$

Let us show the identity of w' in Eq. (C6) with w in Eq. (24). Since $0 = \partial_k (q^{-1}q) = (\partial_k q^{-1})q + q^{-1}\partial_k q$, the integrand in the expression of the winding number w' is written as

$$\text{Tr} [q^{-1}\partial_k q] = \frac{1}{2} \text{Tr} [q^{-1}\partial_k q - q\partial_k q^{-1}]. \quad (\text{C8})$$

By using the relations $\partial_k q = (\partial_k U)h + U\partial_k h$, $\partial_k q^{-1} = (\partial_k h^{-1})U^{-1} + h^{-1}\partial_k U^{-1}$, and the cyclic property of the trace, we have

$$\begin{aligned} & \text{Tr} [q^{-1}\partial_k q - q\partial_k q^{-1}] \\ &= \text{Tr} [(h^{-1}\partial_k h - h\partial_k h^{-1}) + (U^{-1}\partial_k U - U\partial_k U^{-1})]. \end{aligned} \quad (\text{C9})$$

The second term is rewritten as

$$\begin{aligned} & \text{Tr} [U^{-1}\partial_k U - U\partial_k U^{-1}] \\ &= \text{Tr} [U^{-1}\partial_k U - \partial_k (UU^{-1}) + (\partial_k U)U^{-1}] \\ &= 2\text{Tr} [U^{-1}\partial_k U]. \end{aligned} \quad (\text{C10})$$

By using Eq. (C7), the term is further calculated as

$$\begin{aligned} \text{Tr} [U^{-1}\partial_k U] &= \text{Tr} \left[\sum_{l'} \left(-\varepsilon_l \frac{\partial_k \varepsilon_{l'}}{\varepsilon_{l'}^2} \right) u_l u_l^\dagger u_{l'} u_{l'}^\dagger \right] \\ &= -\text{Tr} \left[\sum_l \frac{\partial_k \varepsilon_l}{\varepsilon_l} u_l u_l^\dagger \right] = -\sum_l \partial_k \log \varepsilon_l, \end{aligned} \quad (\text{C11})$$

where we have used the orthogonality $u_l^\dagger u_{l'} = \delta_{l,l'}$ and $\text{Tr}[u_l u_l^\dagger] = \sum_m u_{l,m} u_{l,m}^* = 1$. Using the periodicity of $\varepsilon_l(k)$ in the BZ, we finally get the identity

$$\begin{aligned} w' &= \frac{1}{4\pi i} \int dk \text{Tr} [h^{-1}\partial_k h - h\partial_k h^{-1}] \\ &= -\frac{1}{4\pi i} \int dk \text{Tr} [\tilde{I}\tilde{\mathcal{H}}^{-1}\partial_k \tilde{\mathcal{H}}] \\ &= w. \end{aligned} \quad (\text{C12})$$

2. Winding number near the Dirac points

Let us show the analytical calculation of the winding number near the Dirac points. First we show how to derive the expression (28) from Eq. (24). Using the unitary matrix (23) and the transformed Hamiltonian (25), the winding number is expressed as

$$\begin{aligned} w_\mu &= -\frac{1}{4\pi i} \int dk \text{Tr} [\tilde{I}\tilde{\mathcal{H}}_\mu^{-1}\partial_k \tilde{\mathcal{H}}_\mu] \\ &= \frac{1}{4\pi i} \int dk \text{Tr} [h_\mu^{-1}\partial_k h_\mu - h_\mu^{\dagger-1}\partial_k h_\mu^\dagger] \\ &= \frac{1}{4\pi i} \int dk (\partial_k \log \det h_\mu - \partial_k \log \det h_\mu^\dagger) \\ &= \frac{1}{2\pi} \text{Im} \int dk \partial_k \log \det h_\mu \\ &= \frac{1}{2\pi} \int dk \partial_k \arg \det h_\mu, \end{aligned} \quad (\text{C13})$$

where we have used the formulas

$$\text{Tr} [h^{-1}\partial_k h] = \partial_k \log \det h, \quad (\text{C14})$$

$$\log \det h^\dagger = \text{Re}(\log \det h) - i\text{Im}(\log \det h). \quad (\text{C15})$$

Next, we will show the calculation leading from Eq. (32) to Eq. (34). Near the τ point the imaginary part of $\det h_{\mu\tau}$ is given by

$$\begin{aligned} \frac{\text{Im}(\det h_{\mu\tau})}{2s} &= \mu_{c,\tau}\Delta_0 + |c|^2\gamma\Delta_1 [k_z(k_z - \tau\Delta k_z) \\ &\quad + k_c(k_c - \Delta k_{c,\tau})]. \end{aligned} \quad (\text{C16})$$

At the Fermi points $k_z = k_r^{(\tau)}$ the imaginary part is calculated as

$$\frac{\text{Im}(\det h_r^{(\tau)})}{2s} \frac{\gamma}{\mu_{c,\tau}^2 \Delta_0} = \frac{\gamma}{\mu_{c,\tau}} + \frac{\Delta_1}{\Delta_0} (1 + \varepsilon_{c,\tau} E_{c,\tau}) - r \frac{\Delta_1}{\Delta_0} \tau \varepsilon_{z,\tau} \text{sgn}(\mu_{c,\tau}) \sqrt{1 - E_{c,\tau}^2}. \quad (\text{C17})$$

Then, the condition (32) is summarized in the form of Eq. (34).

3. Relation between \mathbb{Z} and \mathbb{Z}_2 invariants

We have shown that an integer (\mathbb{Z}) topological invariant, the winding number, can be defined for our system. The periodic table of topological invariants [48] nevertheless states that a DIII class Hamiltonian has a paritylike \mathbb{Z}_2 invariant. These two facts appear contradictory, but are not, as we will now clarify. The discussion is based on the approach to topological invariants presented in the review by Chiu *et al* [48].

The fundamental topological invariant in 1D is Zak's phase [49] in one band carrying a generic index l ,

$$\gamma_l = \frac{i}{2\pi} \int_{\text{BZ}} dk \mathcal{A}_l(k), \quad (\text{C18})$$

where $\mathcal{A}_l(k)$ is the Berry connection in band l , $\mathcal{A}_l(k) = \langle \Psi_l(k) | \partial_k | \Psi_l(k) \rangle$, and $|\Psi_l(k)\rangle$ is the eigenfunction of a 1D bulk Hamiltonian for eigenvalue ε_l . Since the Berry connection is gauge dependent, so is Zak's phase, but it can be shown that a gauge transformation changes γ_l only by an integer. The more frequently used invariant is therefore $W = \exp(2\pi i \sum_l \gamma_l)$, where l are the indices of filled bands, which is gauge independent, although in general not quantized. The presence of discrete symmetries restricts the values which γ_l can take. In systems with chiral symmetry, in the gauge given by the chiral basis the winding number can be shown to be $\mathbb{Z} \ni w_l = 2\gamma_l$, therefore $W = \exp(i\pi \sum_l w_l) = \pm 1$. In systems with particle-hole symmetry the topological invariant W can be evaluated using the representation of the Hamiltonian in the Majorana basis,

$$\mathcal{H}(k) = U_M^\dagger [iX(k)] U_M. \quad (\text{C19})$$

At time reversal invariant momenta $k = 0, \pi$, $X(k)$ is real and skew-symmetric, $X(k) = -[X(k)]^T$. The topological invariant W can then be expressed through the Pfaffian of X ,

$$W = \text{sgn} \{ \text{Pf}[X(\pi)] \text{Pf}[X(0)] \} = \pm 1, \quad (\text{C20})$$

which is of a \mathbb{Z}_2 type. In our system the complete 16×16 Hamiltonian $\mathcal{H}(k)$ has the four-block-diagonal form,

$$\mathcal{H}(k) = \text{diag} [H_{(\mu_K, \uparrow)}(k), H_{(\mu_{K'}, \downarrow)}(k), H_{(\mu_K, \downarrow)}(k), H_{(\mu_{K'}, \uparrow)}(k)], \quad (\text{C21})$$

where H_μ are defined in Eq. (11). The transformation U_M , which brings the system into the Majorana basis, acts in the upper two and the lower two blocks separately, given as $U_M = \text{diag} [U'_M, U'_M]$, where

$$U'_M = \frac{1}{\sqrt{2}} \begin{pmatrix} 1 & 0 & 0 & 0 & 0 & 0 & 1 & 0 \\ i & 0 & 0 & 0 & 0 & 0 & -i & 0 \\ 0 & 1 & 0 & 0 & 0 & 0 & 0 & 1 \\ 0 & i & 0 & 0 & 0 & 0 & 0 & -i \\ 0 & 0 & 1 & 0 & 1 & 0 & 0 & 0 \\ 0 & 0 & i & 0 & -i & 0 & 0 & 0 \\ 0 & 0 & 0 & 1 & 0 & 1 & 0 & 0 \\ 0 & 0 & 0 & i & 0 & -i & 0 & 0 \end{pmatrix}, \quad (\text{C22})$$

resulting in

$$X(k) = \text{diag} [X_{(\mu_K, \uparrow), (\mu_{K'}, \downarrow)}(k), X_{(\mu_K, \downarrow), (\mu_{K'}, \uparrow)}(k)]. \quad (\text{C23})$$

The Pfaffian at $k = 0, \pi$ is given by

$$\text{Pf}[X(k)] = \text{Pf}[X_{(\mu_K, \uparrow), (\mu_{K'}, \downarrow)}(k)] \text{Pf}[X_{(\mu_K, \downarrow), (\mu_{K'}, \uparrow)}(k)], \quad (\text{C24})$$

where

$$\text{Pf}[X_{\mu, -\mu}] = [(\varepsilon_{c,\mu}^2 - \Delta_0^2) - (|f_{e,\mu}|^2 - |f_{eh,\mu}|^2)]^2 + [2\varepsilon_{c,\mu} \Delta_0 + (f_{e,\mu} f_{eh,\mu}^* + f_{e,\mu}^* f_{eh,\mu})]^2. \quad (\text{C25})$$

Since the Pfaffian is always non-negative, the topological invariant W is also trivial. Indeed, our total winding number is always even, $w = \sum_\mu w_\mu = 0, \pm 2$, therefore, the corresponding $W = +1$. Our nanotube from the \mathbb{Z}_2 point of view is always in the trivial phase. Nevertheless, a total invariant does not give the full information about the system. It is especially clear in quantum spin Hall insulators, where the total Chern number, summed over two spin directions, vanishes but the edge states exist for both spins and even are topologically protected [50]. The information carried by the partial invariants is therefore more useful.

As a last remark, in contrast to the topological insulators, the edge states generated by the four μ subspaces of our system are not topologically protected, as can be seen from Figs. 8(d) and 8(e), where the valley mixing clearly gaps them. Our system is then more similar to a weak topological insulator, where the states generated by the nontrivial weak partial invariant can be gapped by disorder, i.e., a breaking of translational invariance [51].

Appendix D: Analysis of the 1D continuum model

In this appendix, we will show the detailed calculation of the modes of the 1D continuum model introduced in Sec. V. The condition that the determinant of the matrix in Eq. (42) is zero is written as

$$(\mu_{c,\tau} - ips\Delta_0)^2 - |c|^2 [\gamma(q - \tau\Delta k_z) + ips\Delta_1 q]^2 + |c|^2 [i\gamma(k_c - \Delta k_c) - ps\Delta_1 k_c]^2 = 0. \quad (D1)$$

This is a second-order equation in q , and the two solutions are given by,

$$\begin{aligned} q_{\mp}^{(\tau)} &= \frac{1}{|c|(\gamma + ips\Delta_1)} \left[\pm \sqrt{(\mu_{c,\tau} - ips\Delta_0)^2 - |c|^2 [\gamma(k_c - \Delta k_c) + ips\Delta_1 k_c]^2 + |c|\gamma\tau\Delta k_z} \right] \\ &\simeq \frac{\gamma - ips\Delta_1}{|c|\gamma^2} \left[\pm \sqrt{\mu_{c,\tau}^2 - [|c|\gamma(k_c - \Delta k_c)]^2} \sqrt{1 - 2ipsF} + |c|\gamma\tau\Delta k_z \right], \end{aligned} \quad (D2)$$

where the signs $-$ and $+$ in the index of $q_{\mp}^{(\tau)}$ correspond to the signs of $+$ and $-$ in the right-hand side, respectively, and

$$F = \frac{1}{\mu_{c,\tau}} \frac{\Delta_0 + \Delta_1 E_{c,\tau} (E_{c,\tau} + \varepsilon_{c,\tau}) \frac{\mu_{c,\tau}}{\gamma}}{1 - E_{c,\tau}^2}. \quad (D3)$$

Note that F is of the order of $\Delta_{0/1}/\mu_{c,\tau}$. By using the formula

$$\sqrt{a + ib} = \sqrt{\frac{a + \sqrt{a^2 + b^2}}{2}} + i \operatorname{sgn}(b) \sqrt{\frac{-a + \sqrt{a^2 + b^2}}{2}}, \quad (D4)$$

for $a, b \in \mathbb{R}$, the term $\sqrt{1 - 2ipsF}$ becomes,

$$\sqrt{1 - 2ipsF} = R + iI, \quad (D5)$$

where R and I are given by

$$\begin{aligned} R &= \sqrt{\frac{1 + \sqrt{1 + (2psF)^2}}{2}} \simeq \sqrt{\frac{1 + 1 + \frac{1}{2}(2psF)^2}{2}} \simeq 1, \\ I &= \operatorname{sgn}(-2psF) \sqrt{\frac{-1 + \sqrt{1 + (2psF)^2}}{2}} \\ &\simeq -ps \operatorname{sgn}(F) \sqrt{\frac{-1 + 1 + \frac{1}{2}(2psF)^2}{2}} = -psF. \end{aligned} \quad (D6)$$

Then, for the real part of $q_{\tau,\pm}$, we get

$$\operatorname{Re}(q_{\tau,\pm}) = \mp \frac{\gamma R + ps\Delta_1 I}{|c|\gamma^2} \sqrt{\mu_{c,\tau}^2 - [|c|\gamma(k_c - \Delta k_c)]^2} + \tau\Delta k_z \simeq \pm \sqrt{\left(\frac{\mu_{c,\tau}}{|c|\gamma}\right)^2 - (k_c - \Delta k_c)^2} + \tau\Delta k_z = k_{\pm}. \quad (D7)$$

On the other hand, for the imaginary part of $q_{\tau,\pm}$,

$$\operatorname{Im}(q_{\tau,\pm}) = \frac{1}{|c|\gamma} \left(\mp \frac{\gamma I - ps\Delta_1 R}{\gamma} |\mu_{c,\tau}| \sqrt{1 - E_{c,\tau}^2} - ps\tau \frac{\Delta_1}{\gamma} |c|\gamma\Delta k_z \right), \quad (D8)$$

and the numerator of the first term in the right-hand side is calculated as,

$$\gamma I - ps\Delta_1 R = \frac{-ps}{1 - E_{c,\tau}^2} \left[\frac{\gamma}{\mu_{c,\tau}} \Delta_0 + (1 + E_{c,\tau} \varepsilon_{c,\tau}) \Delta_1 \right]. \quad (D9)$$

Then, we get

$$\begin{aligned}
\text{Im}(q_{\tau,\pm}) &= \pm \frac{ps}{|c|\gamma} \left\{ \frac{1}{\sqrt{1-E_{c,\tau}^2}} \left[\frac{\gamma}{\mu_{c,\tau}} \Delta_0 + (1 + E_{c,\tau} \varepsilon_{c,\tau}) \Delta_1 \right] \frac{|\mu_{c,\tau}|}{\gamma} \mp \tau \Delta_1 \varepsilon_{z,\tau} \frac{\mu_{c,\tau}}{\gamma} \right\} \\
&= \pm \frac{ps}{|c|\gamma} \frac{\text{sgn}(\mu_{c,\tau})}{\sqrt{1-E_{c,\tau}^2}} \left[\Delta_0 + \Delta_1 \frac{\mu_{c,\tau}}{\gamma} \left(1 + E_{c,\tau} \varepsilon_{c,\tau} \mp \text{sgn}(\mu_{c,\tau}) \tau \varepsilon_{z,\tau} \sqrt{1-E_{c,\tau}^2} \right) \right] \\
&= \pm \frac{ps}{|c|\gamma} \frac{\text{sgn}(\mu_{c,\tau})}{\sqrt{1-E_{c,\tau}^2}} \frac{\varepsilon_{g,\pm}^{(\tau)}}{2},
\end{aligned} \tag{D10}$$

which is the expression given in Eq. (44).

-
- * wizumida@tohoku.ac.jp
- ¹ E. A. Laird, F. Kuemmeth, G. A. Steele, K. Grove-Rasmussen, J. Nygård, K. Flensberg, and L. P. Kouwenhoven, “Quantum transport in carbon nanotubes,” *Rev. Mod. Phys.* **87**, 703 (2015).
 - ² T. Ando, “Spin-orbit interaction in carbon nanotubes,” *J. Phys. Soc. Jpn.* **69**, 1757 (2000).
 - ³ L. Chico, M. P. Lopez-Sancho, and M. C. Muñoz, “Spin splitting induced by spin-orbit interaction in chiral nanotubes,” *Phys. Rev. Lett.* **93**, 176402 (2004).
 - ⁴ D. Huertas-Hernando, F. Guinea, and A. Brataas, “Spin-orbit coupling in curved graphene, fullerenes, nanotubes, and nanotube caps,” *Phys. Rev. B* **74**, 155426 (2006).
 - ⁵ F. Kuemmeth, S. Ilani, D. C. Ralph, and P. L. McEuen, “Coupling of spin and orbital motion of electrons in carbon nanotubes,” *Nature (London)* **452**, 448 (2008).
 - ⁶ L. Chico, M. P. López-Sancho, and M. C. Muñoz, “Curvature-induced anisotropic spin-orbit splitting in carbon nanotubes,” *Phys. Rev. B* **79**, 235423 (2009).
 - ⁷ W. Izumida, K. Sato, and R. Saito, “Spin-orbit interaction in single wall carbon nanotubes: Symmetry adapted tight-binding calculation and effective model analysis,” *J. Phys. Soc. Jpn.* **78**, 074707 (2009).
 - ⁸ J.-S. Jeong and H.-W. Lee, “Curvature-enhanced spin-orbit coupling in a carbon nanotube,” *Phys. Rev. B* **80**, 075409 (2009).
 - ⁹ S. H. Jhang, M. Marganska, Y. Skourski, D. Preusche, B. Witkamp, M. Grifoni, H. van der Zant, J. Wosnitza, and C. Strunk, “Spin-orbit interaction in chiral carbon nanotubes probed in pulsed magnetic fields,” *Phys. Rev. B* **82**, 041404(R) (2010).
 - ¹⁰ T. S. Jespersen, K. Grove-Rasmussen, J. Paaske, K. Muraki, T. Fujisawa, J. Nygård, and K. Flensberg, “Gate-dependent spin-orbit coupling in multielectron carbon nanotubes,” *Nat. Phys.* **7**, 348 (2011).
 - ¹¹ J. Klinovaja, M. J. Schmidt, B. Braunecker, and D. Loss, “Carbon nanotubes in electric and magnetic fields,” *Phys. Rev. B* **84**, 085452 (2011).
 - ¹² M. del Valle, M. Margańska, and M. Grifoni, “Signatures of spin-orbit interaction in transport properties of finite carbon nanotubes in a parallel magnetic field,” *Phys. Rev. B* **84**, 165427 (2011).
 - ¹³ G. A. Steele, F. Pei, E. A. Laird, J. M. Jol, H. B. Meerwaldt, and L. P. Kouwenhoven, “Large spin-orbit coupling in carbon nanotubes,” *Nat. Commun.* **4**, 1573 (2013).
 - ¹⁴ W. Izumida, R. Okuyama, and R. Saito, “Valley coupling in finite-length metallic single-wall carbon nanotubes,” *Phys. Rev. B* **91**, 235442 (2015).
 - ¹⁵ M. Marganska, P. Chudzinski, and M. Grifoni, “The two classes of low-energy spectra in finite carbon nanotubes,” *Phys. Rev. B* **92**, 075433 (2015).
 - ¹⁶ K. Sasaki, S. Murakami, R. Saito, and Y. Kawazoe, “Controlling edge states of zigzag carbon nanotubes by the Aharonov-Bohm flux,” *Phys. Rev. B* **71**, 195401 (2005).
 - ¹⁷ M. Margańska, M. del Valle, S. H. Jhang, C. Strunk, and M. Grifoni, “Localization induced by magnetic fields in carbon nanotubes,” *Phys. Rev. B* **83**, 193407 (2011).
 - ¹⁸ W. Izumida, R. Okuyama, A. Yamakage, and R. Saito, “Angular momentum and topology in semiconducting single-wall carbon nanotubes,” *Phys. Rev. B* **93**, 195442 (2016).
 - ¹⁹ R. Okuyama, W. Izumida, and M. Eto, “Topological phase transition in metallic single-wall carbon nanotube,” *J. Phys. Soc. Jpn.* **86**, 013702 (2017).
 - ²⁰ M. Tinkham, *Introduction to Superconductivity*, 2nd ed. (McGraw-Hill, Inc., New York, 2004).
 - ²¹ S. De Franceschi, L. Kouwenhoven, C. Schönberger, and W. Wernsdorfer, “Hybrid superconductor-quantum dot devices,” *Nat. Nanotechnol.* **5**, 703 (2010).
 - ²² J.-D. Pillet, C. H. L. Quay, P. Morfin, C. Bena, A. Levy Yeyati, and P. Joyez, “Andreev bound states in supercurrent-carrying carbon nanotubes revealed,” *Nat. Phys.* **6**, 965 (2010).
 - ²³ B.-K. Kim, Y.-H. Ahn, J.-J. Kim, M.-S. Choi, M.-H. Bae, K. Kang, J. S. Lim, R. López, and N. Kim, “Transport measurement of Andreev bound states in a Kondo-correlated quantum dot,” *Phys. Rev. Lett.* **110**, 076803 (2013).
 - ²⁴ J.-D. Pillet, P. Joyez, Rok Žitko, and M. F. Goffman, “Tunneling spectroscopy of a single quantum dot coupled to a superconductor: From Kondo ridge to Andreev bound states,” *Phys. Rev. B* **88**, 045101 (2013).
 - ²⁵ J. Schindele, A. Baumgartner, R. Maurand, M. Weiss, and C. Schönberger, “Nonlocal spectroscopy of Andreev

- bound states,” *Phys. Rev. B* **89**, 045422 (2014).
- ²⁶ A. Kumar, M. Gaim, D. Steininger, A. Levy Yeyati, A. Martín-Rodero, A. K. Hüttel, and C. Strunk, “Temperature dependence of Andreev spectra in a superconducting carbon nanotube quantum dot,” *Phys. Rev. B* **89**, 075428 (2014).
- ²⁷ J. Gramich, A. Baumgartner, and C. Schönenberger, “Resonant and inelastic Andreev tunneling observed on a carbon nanotube quantum dot,” *Phys. Rev. Lett.* **115**, 216801 (2015).
- ²⁸ M. T. Deng, S. Vaitiekėnas, E. B. Hansen, J. Danon, M. Leijnse, K. Flensberg, J. Nygård, P. Krogstrup, and C. M. Marcus, “Majorana bound state in a coupled quantum-dot hybrid-nanowire system,” *Science* **354**, 1557 (2016).
- ²⁹ C.-X. Liu, J. D. Sau, T. D. Stanescu, and S. Das Sarma, “Andreev bound states versus Majorana bound states in quantum dot-nanowire-superconductor hybrid structures: Trivial versus topological zero-bias conductance peaks,” arXiv: 1705.02035 (2017).
- ³⁰ M. Sato and Y. Ando, “Topological superconductors: a review,” *Rep. Prog. Phys.* **80**, 076501 (2017).
- ³¹ C. T. White, D. H. Robertson, and J. W. Mintmire, “Helical and rotational symmetries of nanoscale graphitic tubules,” *Phys. Rev. B* **47**, 5485 (1993).
- ³² S. Kashiwaya and Y. Tanaka, “Tunnelling effects on surface bound states in unconventional superconductors,” *Rep. Prog. Phys.* **63**, 1641 (2000).
- ³³ J. D. Sau and S. Tewari, “Topological superconducting state and Majorana fermions in carbon nanotubes,” *Phys. Rev. B* **88**, 054503 (2013).
- ³⁴ J. Klinovaja, S. Gangadharaiah, and D. Loss, “Electric-field-induced Majorana fermions in armchair carbon nanotubes,” *Phys. Rev. Lett.* **108**, 196804 (2012).
- ³⁵ R. Egger and K. Flensberg, “Emerging Dirac and Majorana fermions for carbon nanotubes with proximity-induced pairing and spiral magnetic field,” *Phys. Rev. B* **85**, 235462 (2012).
- ³⁶ C.-H. Hsu, P. Stano, J. Klinovaja, and D. Loss, “Antiferromagnetic nuclear spin helix and topological superconductivity in ^{13}C nanotubes,” *Phys. Rev. B* **92**, 235435 (2015).
- ³⁷ A. Haim, E. Berg, K. Flensberg, and Y. Oreg, “No-go theorem for a time-reversal invariant topological phase in noninteracting systems coupled to conventional superconductors,” *Phys. Rev. B* **94**, 161110 (2016).
- ³⁸ B. Uchoa and A. H. Castro Neto, “Superconducting states of pure and doped graphene,” *Phys. Rev. Lett.* **98**, 146801 (2007).
- ³⁹ P. Burset, A. Levy Yeyati, and A. Martín-Rodero, “Microscopic theory of the proximity effect in superconductor-graphene nanostructures,” *Phys. Rev. B* **77**, 205425 (2008).
- ⁴⁰ K. Le Hur, S. Vishveshwara, and C. Bena, “Double-gap superconducting proximity effect in armchair carbon nanotubes,” *Phys. Rev. B* **77**, 041406 (2008).
- ⁴¹ R. Saito, G. Dresselhaus, and M. S. Dresselhaus, *Physical Properties of Carbon Nanotubes* (Imperial College Press, London, 1998).
- ⁴² A. M. Lunde, K. Flensberg, and A.-P. Jauho, “Intershell resistance in multiwall carbon nanotubes: A Coulomb drag study,” *Phys. Rev. B* **71**, 125408 (2005).
- ⁴³ E. Polizzi, “Density-matrix-based algorithm for solving eigenvalue problems,” *Phys. Rev. B* **79**, 115112 (2009).
- ⁴⁴ X.G. Wen and A. Zee, “Winding number, family index theorem, and electron hopping in a magnetic field,” *Nucl. Phys. B* **316**, 641 (1989).
- ⁴⁵ M. Sato, Y. Tanaka, K. Yada, and T. Yokoyama, “Topology of Andreev bound states with flat dispersion,” *Phys. Rev. B* **83**, 224511 (2011).
- ⁴⁶ A. P. Schnyder, S. Ryu, A. Furusaki, and A. W. W. Ludwig, “Classification of topological insulators and superconductors in three spatial dimensions,” *Phys. Rev. B* **78**, 195125 (2008).
- ⁴⁷ A. P. Schnyder and S. Ryu, “Topological phases and surface flat bands in superconductors without inversion symmetry,” *Phys. Rev. B* **84**, 060504 (2011).
- ⁴⁸ C.-K. Chiu, J. C. Y. Teo, A. P. Schnyder, and S. Ryu, “Classification of topological quantum matter with symmetries,” *Rev. Mod. Phys.* **88**, 035005 (2016).
- ⁴⁹ J. Zak, “Berry’s phase for energy bands in solids,” *Phys. Rev. Lett.* **62**, 2747 (1989).
- ⁵⁰ D. N. Sheng, Z. Y. Weng, L. Sheng, and F. D. M. Haldane, “Quantum spin-Hall effect and topologically invariant Chern numbers,” *Phys. Rev. Lett.* **97**, 036808 (2006).
- ⁵¹ L. Fu, C. L. Kane, and E. J. Mele, “Topological insulators in three dimensions,” *Phys. Rev. Lett.* **98**, 106803 (2007).