

LITHIUM DEPLETION IN SOLAR-LIKE STARS: EFFECT OF OVERSHOOTING BASED ON REALISTIC MULTI-DIMENSIONAL SIMULATIONS

I. BARAFFE,^{1,2} J. PRATT,¹ T. GOFFREY,¹ T. CONSTANTINO,¹ D. FOLINI,² M. V. POPOV,² R. WALDER,² AND M. VIALLET¹

¹*Astrophysics Group, University of Exeter, EX4 4QL Exeter, UK*

²*Ecole Normale Supérieure de Lyon, CRAL, UMR CNRS 5574, 69364 Lyon Cedex 07, France*

(Received; Revised; Accepted)

Submitted to ApJ

ABSTRACT

We study lithium depletion in low-mass and solar-like stars as a function of time, using a new diffusion coefficient describing extra-mixing taking place at the bottom of a convective envelope. This new form is motivated by multi-dimensional fully compressible, time implicit hydrodynamic simulations performed with the MUSIC code. Intermittent convective mixing at the convective boundary in a star can be modeled using extreme value theory, a statistical analysis frequently used for finance, meteorology, and environmental science. In this letter, we implement this statistical diffusion coefficient in a one-dimensional stellar evolution code, using parameters calibrated from multi-dimensional hydrodynamic simulations of a young low-mass star. We propose a new scenario that can explain observations of the surface abundance of lithium in the Sun and in clusters covering a wide range of ages, from ~ 50 Myr to ~ 4 Gyr. Because it relies on our physical model of convective penetration, this scenario has a limited number of assumptions. It can explain the observed trend between rotation and depletion, based on a single additional assumption, namely that rotation affects the mixing efficiency at the convective boundary. We suggest the existence of a threshold in stellar rotation rate above which rotation strongly prevents the vertical penetration of plumes and below which rotation has small effects. In addition to providing a possible explanation for the long standing problem of lithium depletion in pre-main sequence and main sequence stars, the strength of our scenario is that its basic assumptions can be tested by future hydrodynamic simulations.

Keywords: Stars: evolution — Stars: rotation — Stars: solar-type — Stars: pre-main sequence — Convection — Hydrodynamics

arXiv:1707.09498v1 [astro-ph.SR] 29 Jul 2017

1. INTRODUCTION

Lithium abundance observed at the surface of a star is a sensitive probe of its interior. Despite decades of theoretical efforts, the observed surface abundance of lithium in pre-main (PMS) and main sequence (MS) stars in clusters of different ages remains difficult to interpret. To reproduce the observed mass and age dependence of lithium depletion, models require an increasingly complex combination of mixing processes from overshooting, rotational mixing, and microscopic diffusion. Several free parameters define these models, which must be adjusted based on observations (see e.g. [Castro et al. 2016](#)). Since the nineties, observational evidence accumulates showing that rotation plays a key role in limiting the lithium depletion process (see e.g. [Tschäpe & Rüdiger 2001](#)). Fast rotators appear to be less depleted than their slow rotating counterparts and this trend persists in clusters of different ages. This is observed at ~ 5 Myr in NGC2264 ([Bouvier et al. 2016](#)), ~ 25 Myr in the β Pictoris association ([Messina et al. 2016](#)) or at ~ 120 Myr in the Pleiades ([Barrado et al. 2016](#)). These observations totally counter current models of rotational mixing. To explain this trend, a complex link between lithium depletion and rotation needs to be invoked. [Bouvier \(2008\)](#) suggest that slow rotators develop a higher level of differential rotation, and thus of Li destruction, while fast rotators exhibit little core-envelope decoupling. This idea, however, still needs to be proven. [Somers & Pinsonneault \(2014, 2015\)](#) suggest that fast rotation and strong magnetic fields result in radius inflation that can inhibit Li depletion. Though attractive, this idea adds another layer of complexity and additional free parameters in 1D stellar evolution models. Lithium depletion in PMS and MS stars thus remains an open problem.

In this letter, we propose a scenario based on a single physical process to explain the main observed trends of lithium depletion, namely mixing due to the penetration of convective motions in the stable region at the base of the convective envelope of PMS and MS stars. Mixing at convective boundaries, also referred to as overshooting or penetration, is one of the oldest unsolved problems of stellar structure and evolution theory (e.g. [Shaviv & Salpeter 1973](#); [Schmitt et al. 1984](#)). Overshoot at the base of the solar convection zone is crucial to interpreting helioseismology data ([Christensen-Dalsgaard et al. 2011](#)) and understanding the Sun's magnetic activity ([Rempel 2004](#)). Many stellar evolution models include convective boundary mixing. A common treatment is to arbitrarily fix an overshoot length l_{ov} which characterises the width of the overshooting layer where mixing is very efficient. The width l_{ov} is calibrated from observations.

We recently derived a new form for the diffusion coefficient describing mixing below the convective envelope of a PMS star based on multi-dimensional fully compressible hydrodynamic simulations ([Pratt et al. 2017](#)). This original approach is based on the statistical analysis of numerical data using extreme value theory, a well known statistical method in finance, meteorology or environmental science. In this work, we implement this diffusion coefficient in our one-dimensional (1D) stellar evolution code ([Baraffe et al. 1998](#)) and explore its effect on lithium depletion in the stellar mass range 0.85 - $1.5 M_{\odot}$ for which observations in various clusters of different ages are available. We demonstrate that the general trend of lithium depletion as a function of age and mass is reproduced, if one additional assumption is made regarding the effect of rotation on the efficiency of the convective boundary mixing. We suggest the existence of a threshold in stellar rotation rate above which rotation strongly prevents the vertical penetration of plumes and below which rotation has small effects. We conclude this preliminary work with future plans to explore this scenario with multi-dimensional stellar simulations.

2. MULTI-DIMENSIONAL SIMULATIONS OF CONVECTIVE OVERSHOOT

We have recently explored hydrodynamic simulations of two-dimensional compressible convection in a pre-main sequence $1 M_{\odot}$ star using a new time-implicit code, the MULTIdimensional Stellar Implicit Code (MUSIC) ([Viallet et al. 2011, 2013, 2016](#); [Geroux et al. 2016](#); [Goffrey et al. 2017](#)). The 2D models are in spherical geometry and are calculated using realistic stellar interior conditions (including a realistic stellar equation of state and opacities, see [Pratt et al. 2016, 2017](#)). These simulations cover up to 525 convective turnovers, producing statistically robust data that characterises the extent and impact of convective penetration at the bottom of the convective envelope. The results reveal the frequency and physical importance of extreme events where intermittent convective plumes penetrate deep below from the convective boundary into the stable radiative region. Note that preliminary 3D simulations show the same patterns as found in 2D and confirm the existence of extreme plume events. Associating mixing process with plume penetration, we apply a statistical method based on extreme value theory to derive the cumulative distribution function (CDF) of the maximal penetration depth obtained in our numerical simulations (see [Pratt et al. 2017](#)). We derive a new form for a diffusion coefficient D_{EX} characterised by this CDF and describing mixing driven by the convective plumes in the penetration layer. This formalism is reasonable for

stellar interiors characterised by large Péclet numbers. The diffusion coefficient in the penetration layer is expressed as a function of the radial position r and has the form:

$$D_{\text{EX}}(r) = D_0 \left\{ 1 - \exp \left[- \exp \left(- \frac{(r_{\text{B}} - r)}{R} - \mu \right) \right] \right\}. \quad (1)$$

The parameter D_0 represents the mixing in the convective zone and is assumed to be equal to the diffusion coefficient at the bottom of the convective envelope $D_{\text{MLT}} = 1/3 L_{\text{mix}} v_{\text{MLT}}$ defined by mixing length theory (MLT) and calculated from the 1D stellar structure model (see §3). In this expression L_{mix} is proportional to the pressure scale-height, H_{p} , and v_{MLT} is the convective velocity. R is the total radius of the star and r_{B} is the position of the Schwarzschild boundary at the bottom of the convective envelope. The coefficients λ and μ are obtained from the fit to the cumulative distribution function derived from our numerical simulations (see Pratt et al. 2017). In the following we adopt the parameters derived from simulation YS0 of a pre-MS $1 M_{\odot}$ model (see Table 2 of Pratt et al. 2017), $\lambda = 6 \cdot 10^{-3}$ and $\mu = 5 \cdot 10^{-3}$. Simulation YS0 is the most relevant in terms of collection of statistical data as it covers 525 convective turnovers. In our exploration of lithium depletion, these parameters and the resulting diffusion coefficient do not depend on the stellar structure or age. We make this choice for the present study, because hydrodynamic convection data is not yet available throughout the course of the star’s evolution. Extending the range of hydrodynamic simulations is planned in the future (see §5). There is therefore no model presently available for how mixing at a convective boundary changes in time, as the radial extent of the star’s convection zone shrinks.

3. APPLICATION TO 1D STELLAR EVOLUTION MODELS

We implement the diffusion coefficient D_{EX} from eq. (1) in our 1D stellar evolution code using the same input physics as in the models of Baraffe et al. (1998). These models are widely used for comparisons with observations of low mass-stars in clusters. We use a mixing length parameter $L_{\text{mix}} = 1.9H_{\text{p}}$ to reproduce the Sun’s luminosity and radius at 4.6 Gyr. Figure 1 shows the evolution of the surface abundance of lithium for a $1 M_{\odot}$ model with different treatments of mixing in the overshooting layer below the convective envelope¹.

¹ We adopt the meteoritic abundance $A(\text{Li})=3.3$ (Grevesse & Sauval 1998) as the initial abundance of Li.

When extra-mixing is based on the diffusion coefficient D_{EX} , the depletion of lithium is too rapid and it is completely destroyed after around 30 Myr (long-dash - short-dash blue curve). Such strong depletion is prevented if the layer where mixing proceeds according to D_{EX} is limited; we therefore explore a fixed limit for the overshooting layer using a width d_{ov} . The observed solar lithium abundance is reproduced within the error bars if $d_{\text{ov}} \sim 0.30H_{\text{p}} - 0.35H_{\text{p}}$. In contrast, if a simple overshooting length ℓ_{ov} with efficient mixing² is adopted, and set to the *same value* as this limiting width d_{ov} , our stellar evolution calculations show that lithium is more depleted than the observed value (see dotted curve in Figure 1). Obviously, one can reproduce the observed Li abundance with a smaller value of ℓ_{ov} , but this comparison illustrates the effect of the decaying form of D_{EX} (see upper panel of Figure 1) which produces a smoother transition between the convective region and the stable one, in better agreement with the smooth overshoot profiles inferred from helioseismology (Christensen-Dalsgaard et al. 2011; Thévenin et al. 2017).

4. LITHIUM DEPLETION AS A FUNCTION OF TIME: THE ROLE OF ROTATION

To compare the depletion of lithium as a function of time with observations, we compute a range of stellar models using D_{EX} with limiting width $d_{\text{ov}} = 0.35H_{\text{p}}$, for stars with masses between $0.85 M_{\odot}$ and $1.5 M_{\odot}$. We find that this treatment is unable to explain Li abundance if applied consistently throughout early and late stages of stellar evolution. This is illustrated in Figure 2. A comparison between observations and models with mixing at the convective boundary according to D_{EX} shows a significant overestimate of Li depletion for ages $\lesssim 2$ Gyr. For older ages, a conclusion is difficult to reach given the large spread of the data for M67. We conclude that either the form of the diffusion coefficient, or the limiting width must be allowed to change as the star ages.

To probe this discrepancy, we explore a simple scenario that relies on the effect of rotation on the convective plumes. Recent numerical studies (Ziegler & Rüdiger 2003; Brummell 2007; Brun et al. 2017) that focus on the combined effects of convection and rotation suggest that rotation may reduce the penetration depth of convective motions at the convective boundary when the rotation rate is high. Fast rotation may result in tilting of the down-flows and an enhancement of hor-

² Assuming D is constant and equal to the value of D_{MLT} at the bottom of the convective envelope.

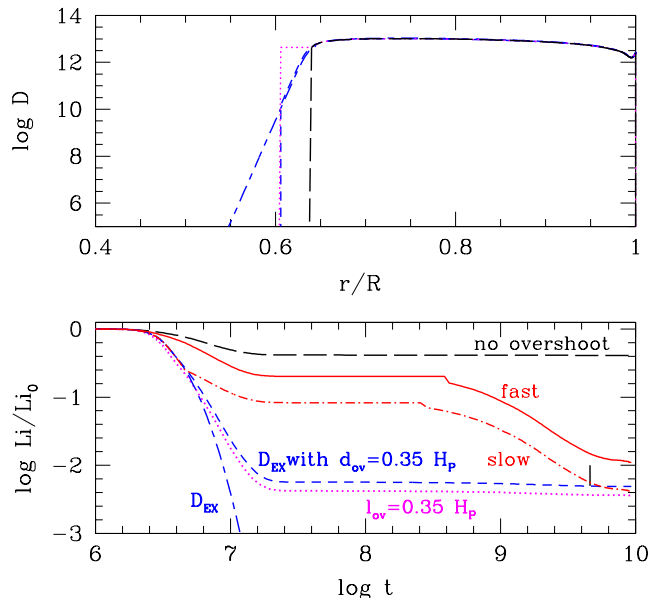


Figure 1. Radial profile of the diffusion coefficient D (upper panel) and lithium depletion as a function of age (lower panel) in a $1 M_{\odot}$ stellar model with different treatments of overshooting. **Upper panel:** radial profile of D (in $\text{cm}^2 \text{s}^{-1}$) as a function of radius r (divided by the total stellar radius R) at $t=20$ Myr. Standard model without overshooting: long-dash black; D_{EX} with no limitation on d_{ov} : long-dash - short-dash blue; D_{EX} with $d_{\text{ov}} = 0.35 H_p$: dash blue; simple overshooting length $\ell_{\text{ov}} = 0.35 H_p$: dot magenta (see §3). **Lower panel:** abundance of Li is normalised to the initial abundance Li_0 and time is in yr. The black and blue curves correspond to models with the diffusion coefficients displayed in the upper panel (same color and linestyle). Curves in red are models with assumptions for rotation effects (see details and explanations in §4): fast initial rotation (solid red) and slow initial rotation (dash-dot red). The black vertical line at the Sun’s age shows the range $1/100 \lesssim \text{Li}/\text{Li}_0 \lesssim 1/200$ for the solar surface abundance of lithium (Grevesse & Sauval 1998).

horizontal mixing at the expense of vertical mixing, in the overshoot region. A similar effect can be found in buoyant plumes in deep oceans (Fabregat Tomàs et al. 2016). However, there has been so far no quantitative estimate of the effect of rotation on the width of the overshooting layer and on the mixing efficiency in this layer. Inspired by our description of convective boundary mixing and the works above-mentioned, we suggest a scenario in which mixing at the convective boundary takes place according to our statistical diffusion coefficient D_{EX} defined in §2. But compared to the treatment adopted in §3, we assume a maximum penetration depth that depends on the rotation rate, with fast rotation strongly limiting the vertical penetration of the most vigorous convective plumes. Our assumptions are the following:

- (i) Below a critical rotation rate Ω_{crit} (for slow rotators), mixing takes place down to $d_{\text{ov}} \sim 1 H_p$.
- (ii) Above Ω_{crit} (for fast rotators), mixing is limited to $0.1 H_p$.
- (iii) We adopt $\Omega_{\text{crit}} = 5 \Omega_{\odot}$, corresponding to a period $P_{\text{crit}} = 5$ days ($\Omega_{\odot} = 2.9 \cdot 10^{-6} \text{ rad} \cdot \text{s}^{-1}$ or $P_{\odot} = 25$ days).

Presently, the values for Ω_{crit} and d_{ov} are chosen to broadly reproduce the observations. More work is required to find an underlying physical justification. To test our scenario, we adopt a simple model to follow the evolution of the rotation rate of our stellar models, assuming solid-body rotation and magnetic braking using Kawaler’s law (Kawaler 1988) (see details in Bouvier et al. 1997; Viallet & Baraffe 2012). We assume two different initial rotation periods to broadly cover the range of observed periods in young clusters: slow initial rotators with a rotation period $P_0 = 12.5$ days ($\Omega_0 = 2 \Omega_{\odot}$) and fast initial rotators with $P_0 = 1.25$ days ($\Omega_0 = 20 \Omega_{\odot}$). As the model used provides a reasonable estimate for the evolution of the rotation rate of stars in the considered mass range, and given that the rotation does not directly impact the evolution itself, the details of the rotation model are not critical for the present purpose. This is illustrated in Figure 3, which compares the predicted rotation periods for models between 0.85 - $1.5 M_{\odot}$ and the range of measured period in clusters of different ages.

The results for Li depletion, shown in Figure 1 for a $1 M_{\odot}$ star, are expanded for a range of stellar masses in Figure 2. In Figure 1, the observed solar Li abundance can be matched with this scenario, assuming a slow initial rotation period. The range of masses explored in Figure 2 shows that the models recover the correct trend of Li depletion as a function of age. The inhibiting effect of rotation on the vertical penetration of the plume while the star is young and rapidly rotating prevents lithium destruction at early ages, which was previously found with models that do not account for rotation (as illustrated by comparing the red and blue curves in Figure 1). The other interesting result is that the models can reproduce the observed correlation between rotation and Li abundance, with the faster rotators being less Li depleted than their slower counterparts (Figure 2).

5. DISCUSSION AND CONCLUSION

While models based on the present scenario convincingly recover the observed trend of lithium depletion as a function of age, a close comparison with observations shown in Figure 2 reveals certain discrepancies. The well-known lithium dip or gap at $T_{\text{eff}} \sim 6500\text{K}$, which is particularly visible for the Hyades, is not reproduced,

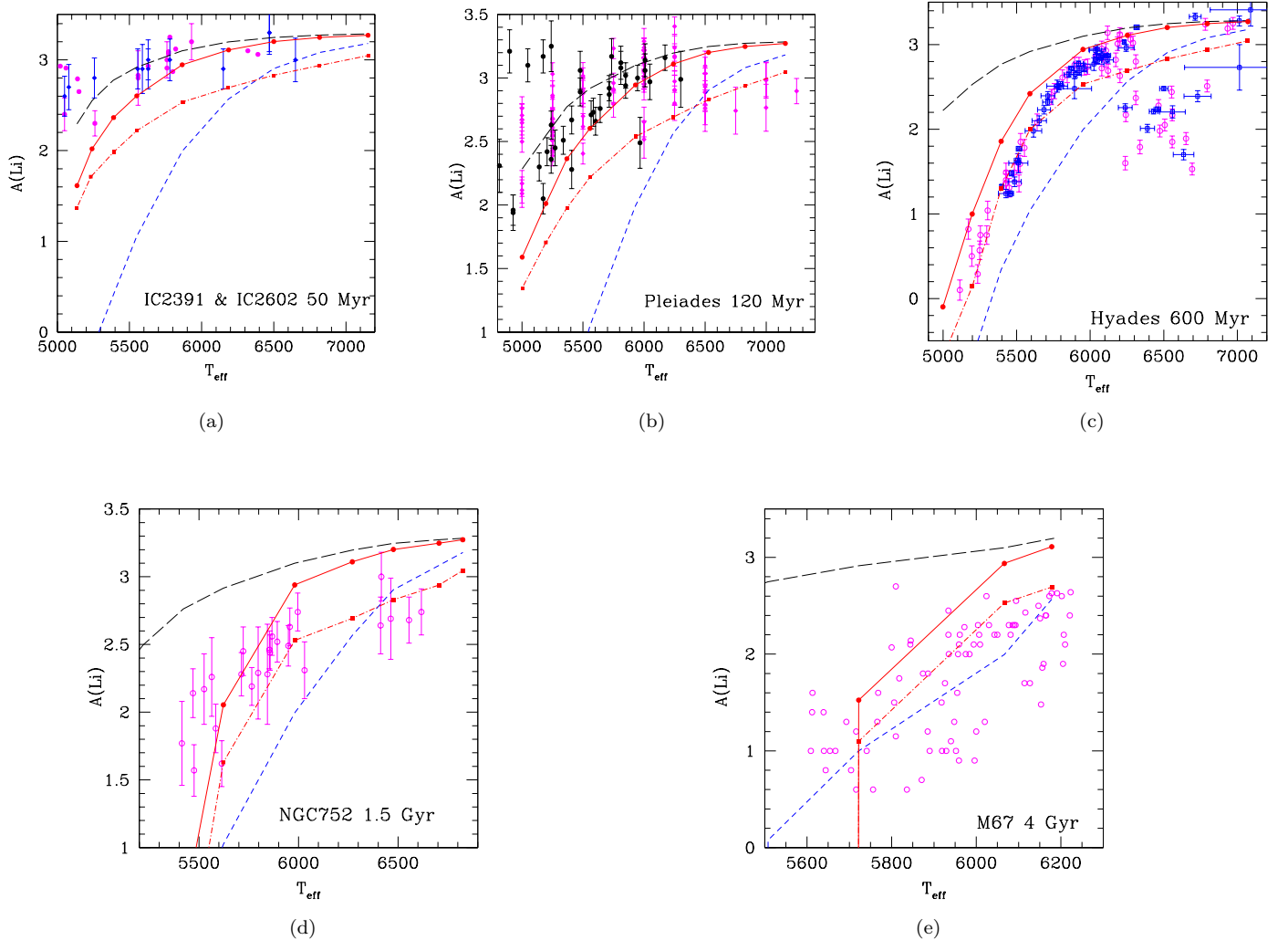


Figure 2. Lithium abundance versus effective temperature in different clusters. The observations are for (a) IC2391 (blue diamonds) and IC2602 (magenta dots) from [Randich et al. \(2001\)](#); (b) Pleiades from [Barrado et al. \(2016\)](#) (magenta diamond) and [Gondoin \(2014\)](#) (black dots); (c) Hyades from [Castro et al. \(2016\)](#) (magenta circle) and [Cummings et al. \(2017\)](#) (blue squares); (d) NGC752 from [Castro et al. \(2016\)](#) (magenta circles); (e) M67 from [Castro et al. \(2016\)](#) (magenta circles). The different curves correspond to stellar models with masses between $0.85\text{-}1.5 M_{\odot}$ with different treatments of overshooting, with the same linestyles and colours as in Figure 1. The symbols on the red curves indicate the masses $0.85, 0.9, 0.95, 1, 1.1, 1.2, 1.3, 1.4$ and $1.5 M_{\odot}$ (from left to right; note that in (d) and (e) only the symbols for the highest masses are shown, Li being fully depleted in the lowest masses).

and is not explained by our scenario (see [Barrado et al. 2016](#), and references therein). However, for a simple model that uses a physically-based diffusion coefficient and a simple two-parameter limiting process based on a critical rotation rate Ω_{crit} , and limiting width d_{ov} , this recovers the trend in observations remarkably well. Although parameters could be better tuned to match the observations, that is not our objective. Our goal is to explore a new scenario that could provide an explana-

tion for Li depletion in low-mass and solar-like stars as a function of age, based on a reduced number of assumptions and relying on a physical and statistical model of convective boundary mixing derived from numerical simulations. Even in the simple form presented here, this scenario can explain the observed trend between rotation and depletion, based on one major assumption, namely that rotation affects the vertical penetration of plumes and thus the mixing efficiency at the convective

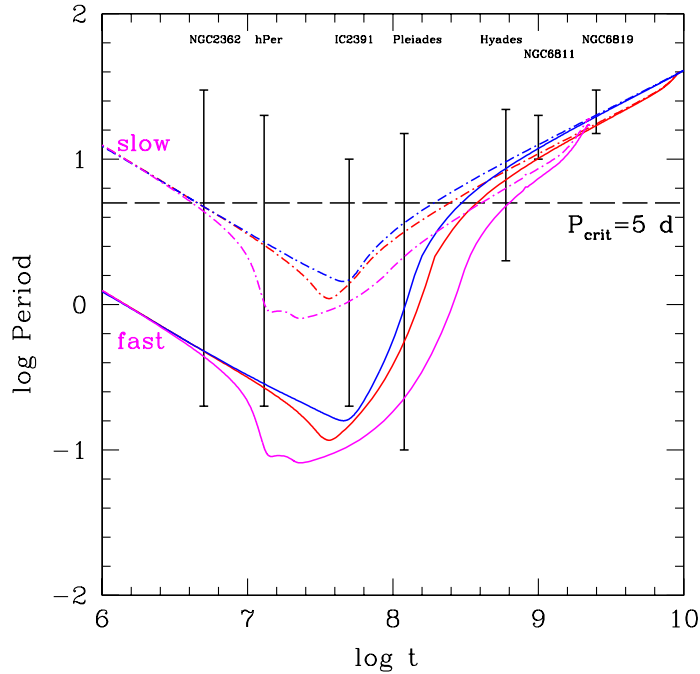


Figure 3. Rotation period (in days) versus time (in yr) for initially slow ($P_0=12.5$ d; dash-dotted lines) and fast ($P_0=1.25$ d; solid lines) rotating stars of mass $0.85 M_\odot$ (blue), $1 M_\odot$ (red) and $1.5 M_\odot$ (magenta). The black vertical lines give the range of observed periods in clusters of different ages adopted from Gallet & Bouvier (2015).

boundary. We suggest the existence of a threshold Ω_{crit} above which rotation strongly prevents the vertical penetration of plumes, even the most vigorous ones, and below which rotation has small effects on the most vigorous plumes. Interestingly enough, the idea of a critical rotation can be found in the theoretical work of Rüdiger & Pipin (2001), which highlights the complex interplay between rotation, turbulence and diffusion and shows how rotation can suppress and deform turbulence, with a net effect of enhancing or reducing chemical mixing depending on the rotation rate. The strength of our scenario is that its assumptions are testable with hydrodynamic numerical simulations. This is our future goal. We plan to perform the same MUSIC simulations as Pratt et al. (2017) for a range of stellar masses and stages of evolution and also include the effects of different rotation rates. We also plan to explore other observational signatures of our statistical model for mixing at convective boundaries, namely the depletion of beryllium and the heat transport that may affect the temperature profile in the overshooting region, which can be directly compared with helioseismology and asteroseismology data.

This work represents a successful effort to directly link multi-dimensional hydrodynamic simulations to stellar evolution models and observations. It demonstrates the potential of our statistical approach to quantitatively derive diffusion coefficients for convective boundary mixing and provides a promising avenue to improve one-dimensional stellar evolution models.

The authors thank Philippe Gondoin for providing his data. This work is funded by the ERC grant No. 320478-TOFU. It used the DiRAC Complexity system which is part of the STFC DiRAC HPC Facility (funded by BIS National E-Infrastructure capital grant ST/K000373/1 and Operations grant ST/K0003259/1). This work also used the University of Exeter Supercomputer ISCA.

REFERENCES

- Baraffe, I., Chabrier, G., Allard, F., & Hauschildt, P. H. 1998, *A&A*, 337, 403
- Barrado, D., Bouy, H., Bouvier, J., et al. 2016, *A&A*, 596, A113
- Bouvier, J. 2008, *A&A*, 489, L53
- Bouvier, J., Forestini, M., & Allain, S. 1997, *A&A*, 326, 1023
- Bouvier, J., Lanzafame, A. C., Venuti, L., et al. 2016, *A&A*, 590, A78
- Brummell, N. H. 2007, in *IAU Symposium*, Vol. 239, *Convection in Astrophysics*, ed. F. Kupka, I. Roxburgh, & K. L. Chan, 417–424
- Brun, A. S., Strugarek, A., Varela, J., et al. 2017, *ApJ*, 836, 192
- Castro, M., Duarte, T., Pace, G., & do Nascimento, J.-D. 2016, *A&A*, 590, A94
- Christensen-Dalsgaard, J., Monteiro, M. J. P. F. G., Rempel, M., & Thompson, M. J. 2011, *MNRAS*, 414, 1158

- Cummings, J. D., Deliyannis, C. P., Maderak, R. M., & Steinhauer, A. 2017, *AJ*, 153, 128
- Fabregat Tomàs, A., Poje, A. C., Özgökmen, T. M., & Dewar, W. K. 2016, *J. Geophys. Res. Oceans*, 121, 5397
- Gallet, F., & Bouvier, J. 2015, *A&A*, 577, A98
- Geroux, C., Baraffe, I., Viallet, M., et al. 2016, *A&A*, 588, A85
- Goffrey, T., Pratt, J., Viallet, M., et al. 2017, *A&A*, 600, A7
- Gondoin, P. 2014, *A&A*, 566, A72
- Grevesse, N., & Sauval, A. J. 1998, *SSRv*, 85, 161
- Kawaler, S. D. 1988, *ApJ*, 333, 236
- Messina, S., Lanzafame, A. C., Feiden, G. A., et al. 2016, *A&A*, 596, A29
- Pratt, J., Baraffe, I., Goffrey, T., et al. 2017, *A&A* in press, arXiv:1706.04852
- . 2016, *A&A*, 593, A121
- Randich, S., Pallavicini, R., Meola, G., Stauffer, J. R., & Balachandran, S. C. 2001, *A&A*, 372, 862
- Rempel, M. 2004, *ApJ*, 607, 1046
- Rüdiger, G., & Pipin, V. V. 2001, *A&A*, 375, 149
- Schmitt, J. H. M. M., Rosner, R., & Bohn, H. U. 1984, *ApJ*, 282, 316
- Shaviv, G., & Salpeter, E. E. 1973, *ApJ*, 184, 191
- Somers, G., & Pinsonneault, M. H. 2014, *ApJ*, 790, 72
- . 2015, *MNRAS*, 449, 4131
- Thévenin, F., Oreshina, A. V., Baturin, V. A., et al. 2017, *A&A*, 598, A64
- Tschäpe, R., & Rüdiger, G. 2001, *A&A*, 377, 84
- Viallet, M., & Baraffe, I. 2012, *A&A*, 546, A113
- Viallet, M., Baraffe, I., & Walder, R. 2011, *A&A*, 531, A86
- . 2013, *A&A*, 555, A81
- Viallet, M., Goffrey, T., Baraffe, I., et al. 2016, *A&A*, 586, A153
- Ziegler, U., & Rüdiger, G. 2003, *A&A*, 401, 433