

Quasi-phases and pseudo-transitions in one-dimensional models with nearest neighbor interactions

S. M. de Souza¹ and Onofre Rojas^{1,*}

¹*Departamento de Física, Universidade Federal de Lavras, CP 3037, 37200-000, Lavras-MG, Brazil*

There are some particular one-dimensional models, such as the Ising-Heisenberg spin models with a variety of chain structures, which exhibit unexpected behaviors quite similar to the first and second order phase transition, which could be confused naively with an authentic phase transition. Through the analysis of the first derivative of free energy, such as entropy, magnetization, and internal energy, a "sudden" jump that closely resembles a first-order phase transition at finite temperature occurs. However, by analyzing the second derivative of free energy, such as specific heat and magnetic susceptibility at finite temperature, it behaves quite similarly to a second-order phase transition exhibiting an astonishingly sharp and fine peak. The correlation length also confirms the evidence of this pseudo-transition temperature, where a sharp peak occurs at the pseudo-critical temperature. We also present the necessary conditions for the emergence of these quasi-phases and pseudo-transitions.

PACS numbers:

Keywords: Quasi-phases; Pseudo-transitions; Ising-Heisenberg

The absence of phase transitions in one-dimensional models with short range coupling was established since the 1950s, as discussed by van Hove[1]. More recently, Cuesta and Sanchez[2] investigated relevant properties regarding one-dimensional models, such as the general non-existence theorem at the finite temperature phase transition with short range interaction[3]. Although there are some one-dimensional models with long-range interactions that exhibit phase transition at finite temperature[4]. Besides, some peculiar one-dimensional models exhibit at the finite temperature a first-order phase transition, such as the Kittel model (zipper model)[5], Chui-Weeks model[6] and Dauxois-Peyrard model[7].

Several real magnetic materials, such as $\text{Cu}_3(\text{CO}_3)_2(\text{OH})_2$ known as natural mineral azurite [8], were investigated using several approximate methods assuming the Heisenberg model to describe the natural mineral azurite[9]. In addition, Honecker et al[10] investigated the thermodynamic properties of the Heisenberg model in a diamond chain structure. Furthermore, in the last decade, the thermodynamics of the Ising-Heisenberg model in diamond chains has also been widely discussed in references[11–14].

Lately, several one-dimensional models have been investigated in the framework of decorated structures, particularly Ising and Heisenberg models with a variety of structures, such as the Ising-Heisenberg models in diamond chain structure[15, 16] as shown in fig.1a, one-dimensional double-tetrahedral chain (see fig.1b), in which the localized Ising spin regularly alternates with two mobile electrons delocalized over a triangular plaquette[17], alternating Ising-Heisenberg ladder model[18], Ising-Heisenberg triangular tube model[19].

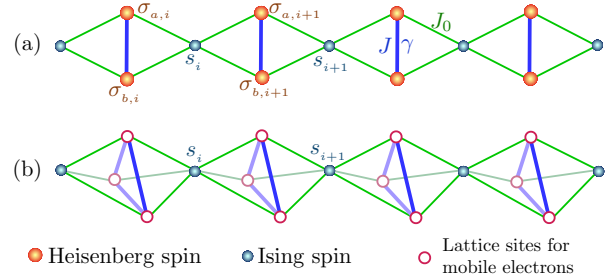


Figure 1: Schematic representation: (a) Ising-XYZ diamond chain model[16]. (b) Double-tetrahedral chain, with localized Ising spin regularly alternates with two mobile electrons delocalized over a triangular plaquette[17].

The analysis of the first derivative of the thermodynamic potential, such as entropy, internal energy, magnetization shows a significant jump as a function of temperature, maintaining a close similarity with the first order phase transition. Similarly, a second order derivative of potential thermodynamics, such as specific heat and magnetic susceptibility, resembles a typical second order phase transition at finite temperature.

a. Quasi-phases and pseudo-transitions: Most one-dimensional models with short-range interaction have been extensively investigated in the last decade[11–17], whose transfer matrix have the following structure $\mathbf{T} = \begin{bmatrix} w_0 & w_1 \\ w_1 & w_2 \end{bmatrix}$. Obviously, the corresponding eigenvalues are given by $\lambda_{\pm} = \frac{1}{2} \left(w_0 + w_2 \pm \sqrt{(w_0 - w_2)^2 + 4w_1^2} \right)$, where $w_n = \sum_{k=0} e^{-\beta \varepsilon_{n,k}}$ are the Boltzmann factors, with $\varepsilon_{n,k}$ being the energy levels $k = \{0, 1, \dots\}$ for each sector $n = 0, 1$ and 2 . For simplicity, here we are considering only the non-degenerate case since its extension to the degenerate case is trivial. Where $\beta = 1/k_B T$ with k_B Boltzmann constant and T the absolute temperature.

*Electronic address: ors@dfi.ufla.br

Therefore, for a periodic chain with N unit cell, the partition function can be expressed by $\mathcal{Z}_N = \lambda_+^N + \lambda_-^N$, while the free energy per unit cell in thermodynamic limit becomes

$$f = -\frac{1}{\beta} \ln \left[\frac{1}{2} \left(w_0 + w_2 + \sqrt{(w_0 - w_2)^2 + 4w_1^2} \right) \right]. \quad (1)$$

Now let us ask the following question, what happens to the free energy f when $w_1 = 0$? This means that free energy can be described as $f = -\frac{1}{\beta} \ln(w_0)$ for $w_0 > w_2$, whereas $f = -\frac{1}{\beta} \ln(w_2)$ for $w_0 < w_2$, or simply expressed by $f = \min\{-\frac{1}{\beta} \ln(w_0), -\frac{1}{\beta} \ln(w_2)\}$, which is piecewise function. On the other hand, the transfer matrix \mathbf{T} becomes diagonal matrix with elements w_0 and w_2 . The limit $w_0 = w_2$ leads to a transcendental equation involving the temperature, and this one can be solved numerically, from which we can find a genuine critical temperature.

In particular the Hamiltonian for the one-dimensional Ising model with spin-1/2 is $\mathcal{H} = \sum_i (-J s_i s_{i+1} - h s_i)$. The energies per unit cell are $\varepsilon_{0,0} = -\frac{J}{4} - \frac{h}{2}$ for $(s_i, s_{i+1}) \rightarrow (\uparrow, \uparrow)$, $\varepsilon_{2,0} = -\frac{J}{4} + \frac{h}{2}$ for $(s_i, s_{i+1}) \rightarrow (\downarrow, \downarrow)$, and $\varepsilon_{1,0} = \frac{J}{4}$ for $(s_i, s_{i+1}) \rightarrow (\uparrow, \downarrow)$ or (\downarrow, \uparrow) , thus the Boltzmann factors simply reduce to: $w_0 = e^{-\beta\varepsilon_{0,0}}$, $w_1 = e^{-\beta\varepsilon_{1,0}}$ and $w_2 = e^{-\beta\varepsilon_{2,0}}$. Despite the above condition $w_1 \rightarrow 0$ occurs when $J \rightarrow \infty$, we will never have the competing condition between w_0 and w_2 for $h > 0$. Besides, the condition $w_0 = w_2$ for the Ising one-dimensional Ising model just implies $\varepsilon_{0,0} = \varepsilon_{2,0}$ and obviously there is no non-zero "critical temperature".

But is it possible that $w_1 = 0$? Note that $w_1 = \sum_{r=0} e^{-\beta\varepsilon_{1,r}}$. So we conclude that we will never have $w_1 = 0$, for $\beta < \infty$. Thus from now on, we will rigorously analyze the case $w_1 > 0$.

Several "decorated" one-dimensional models[11–14] (and references there in) satisfy the following condition $w_0 \sim w_2 \sim w_1$ and $|w_0 - w_2| \sim 2w_1$, with well-known thermodynamic properties. However, there are some particular models[16–19] that satisfy the following condition $w_0 \sim w_2 \gg w_1$ and $|w_0 - w_2| \gg 2w_1$. The free energy using the Taylor series expansion around $w_1 \rightarrow 0$, results in

$$f \approx \begin{cases} -\frac{1}{\beta} \ln(w_0) - \frac{1}{\beta} \frac{w_1^2}{w_0^2}, & w_0 \geq w_2 \\ -\frac{1}{\beta} \ln(w_2) - \frac{1}{\beta} \frac{w_1^2}{w_2^2}, & w_0 < w_2 \end{cases}. \quad (2)$$

To analyze the most relevant behavior of (1) without losing its generality, we consider only a couple of lowest energies for each Boltzmann factors (as described in the figure 2a), using this feature each sector can be expressed as: For $(n = 0)$, the Boltzmann factor reduce to $w_0 = e^{-\beta\varepsilon_{0,0}} + e^{-\beta\varepsilon_{0,1}}$ with $\varepsilon_{0,0} < \varepsilon_{0,1}$. For $(n = 1)$ the $w_1 = e^{-\beta\varepsilon_{1,0}} + e^{-\beta\varepsilon_{1,1}}$ depends of the low-lying excited energies $\varepsilon_{1,0}$ and $\varepsilon_{1,1}$. Whereas, for $(n = 2)$ the $w_2 = e^{-\beta\varepsilon_{2,0}} + e^{-\beta\varepsilon_{2,1}}$ are given in terms of $\varepsilon_{2,0}$ and $\varepsilon_{2,1}$.

The energy gaps outlined in fig.2a are $\varepsilon_0 = \varepsilon_{0,1} - \varepsilon_{0,0}$, $\varepsilon_1 = \varepsilon_{1,1} - \varepsilon_{1,0}$, $\varepsilon_2 = \varepsilon_{2,1} - \varepsilon_{2,0}$, $\Delta' = \varepsilon_{1,0} - \varepsilon_{0,0}$ and

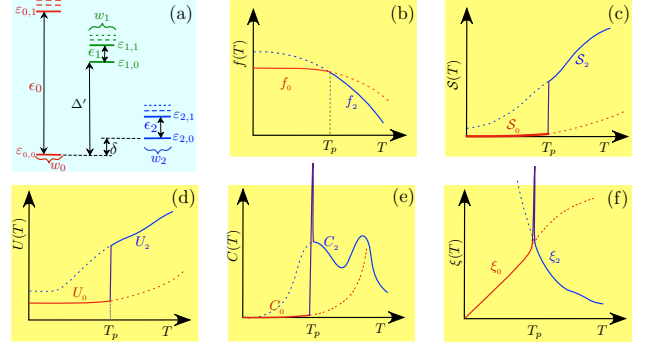


Figure 2: (a) Low-lying energy levels. (b) Free energy, (c) Entropy, (d) Internal energy, (e) Specific heat, and (f) correlation length as a function of temperature. With T_p being the pseudo critical temperature.

$\delta = \varepsilon_{2,0} - \varepsilon_{0,0}$. The above condition of w_n 's in terms of energy gaps become roughly $\delta \sim \varepsilon_2 \ll 2\Delta' \lesssim \varepsilon_0$, and define conveniently $\Delta = \min(\Delta', \varepsilon_0/2)$.

In fig.2b is illustrated the free energy $f_0 \approx \varepsilon_{0,0} - T e^{-\frac{2\Delta}{T}}$ when $w_0 > w_2$, which is weakly dependent of other energy levels, because the main contribution of the free energy is $\varepsilon_{0,0}$. While for $w_0 < w_2$, the free energy $f_2 \approx \varepsilon_{2,0} - T \ln(1 + e^{-\varepsilon_2/T})$ depends more significantly of ε_2 . Although free energy resembles a piecewise function, exact free energy(1) is an analytic function or an infinitely differentiable function.

When $w_1 \ll 1$, the transfer matrix \mathbf{T} is a quasi diagonal matrix, with competing w_0 and w_2 , so the condition $w_0 = w_2$ lead us to a transcendental equation in temperature or any other Hamiltonian parameter, so this equation can be solved numerically to find a "pseudo-critical" temperature T_p .

In fig.2c is depicted schematically the entropy $\mathcal{S}(T)$ as a function of the temperature, for $w_0 > w_2$ or $T < T_p$ we observe the entropy would be almost a constant curve $\mathcal{S}_0 \approx (1 + \frac{2\Delta}{T}) e^{-2\Delta/T}$, whereas the entropy "suddenly" increases at T_p and for $w_0 \leq w_2$ or $T_p \leq T$ it increases significantly as soon the temperature increases with $\mathcal{S}_2 \approx \ln(1 + e^{-\varepsilon_2/T}) + \frac{\varepsilon_2}{T} (1 + e^{\varepsilon_2/T})^{-1}$. Indeed, some evidence of this behavior has already been observed in previous work[17–20], and spin-ice model with short-range interaction in the Bethe-Peierls approach[20]. The entropy behavior reveals the similarity with the first-order phase transition[21], so it is interesting to define the "latent heat" associated with the system in T_p as $\mathcal{L} \propto Q \equiv T_p (\mathcal{S}_2(T_p) - \mathcal{S}_0(T_p)) = T_p \Delta \mathcal{S}_2,0$.

The internal energy $U(T)$ is also depicted schematically in fig.2d, where we can observe a nearly constant energy $U_0 \approx \varepsilon_{0,0} + 2\Delta e^{-2\Delta/T}$ for $T < T_p$, whereas for $T_p < T$ the thermal excitation significantly influences the internal energy $U_2 \approx \varepsilon_{2,0} + \varepsilon_2 (1 + e^{\varepsilon_2/T})^{-1}$ like in most one-dimensional models. Again the jump in internal energy shows the similarity to the first order phase transition[21], so alternatively we can express the "latent heat" as $\mathcal{L} = Q = U_2(T_p) - U_0(T_p) =$

$\delta + \epsilon_2(1 + e^{\epsilon_2/T_p})^{-1} - 2\Delta e^{-2\Delta/T_p}$, this quantity reinforces the first-order pseudo-transition.

However, since the free energy is an analytic function, the second derivative of the free energy near the pseudo-transition temperature exhibits an impressively fine peak quite similar to a cusp-like singularity of second-order phase transition, as occurs in magnetic susceptibility and specific heat (see fig.2e). Near the pseudo-critical temperature, the specific heat becomes $C_0 \approx (\frac{2\Delta}{T})^2 e^{-2\Delta/T}$ for $T < T_p$ and $C_2 \approx (\frac{\epsilon_2}{T})^2 e^{-\epsilon_2/T} (1 + e^{-\epsilon_2/T})^{-2}$ for $T_p < T$. Some evidence of this effect has already been observed in one-dimensional models such as those discussed in the literature[17–19].

It is also worth investigating the correlation length ξ illustrated in fig.2f (i.e. nodal Ising spin correlation length), which is given by $\xi^{-1} = \ln(\frac{\lambda_+}{\lambda_-})$. Using the Taylor series expansion analogous to eq.(2) when $w_1 \rightarrow 0$, the correlation length becomes,

$$\xi^{-1} \approx \begin{cases} \ln\left(\frac{w_0}{w_2} + \frac{w_1^2}{w_2^2}\right), & w_0 > w_2 \\ \ln\left(\frac{w_2}{w_0} + \frac{w_1^2}{w_0^2}\right), & w_0 < w_2 \end{cases}. \quad (3)$$

The leading terms of the correlation length can be expressed by $\xi_0 \approx \left\{\frac{\delta}{T} - \ln(1 + e^{-\epsilon_2/T})\right\}^{-1}$ for $T < T_p$, and $\xi_2 \approx \left\{-\frac{\delta}{T} + \ln(1 + e^{-\epsilon_2/T})\right\}^{-1}$ for $T_p < T$. Of course, this expression is valid around the pseudo-critical temperature, and this expression give us simply a maximum in $T = T_p$, and not a cusp-like singularity.

The present analysis could be applied to any physical system that has the form of free energy (1). Here, we only discuss how the unusual properties arise near the pseudo-critical temperature T_p .

Now let us consider as an illustrative example the one-dimensional Ising-XYZ model in the diamond chain structure which was solved exactly in the references[15, 16].

b. Ising-XYZ diamond chain: In fig.1a, the Ising-XYZ diamond chain structure is schematically illustrated. Where s_i represents the Ising spin-1/2, and $\sigma_{a(b),i}^\alpha$ denotes the Heisenberg spin-1/2, assuming $\alpha = \{x, y, z\}$, whose Hamiltonian and its exact solution was given in reference [16].

The couples of low-lying energy levels for each sector w_n are:

(i) For sector $n = 2$ ($\uparrow\uparrow$) the first low-lying energy is

$$\epsilon_{2,0} = E_{MF_2} = -\frac{J_z}{4} - \frac{h}{2} - \sqrt{(h + J_0)^2 + \frac{1}{4}J^2\gamma^2}, \quad (4)$$

(ferromagnetic Ising spin and modulated ferromagnetic Heisenberg spin (MF_2) phase), and the other energy level is

$$\epsilon_{2,1} = E_{FI} = -\frac{J+h}{2} + \frac{J_z}{4}, \quad (5)$$

(ferrimagnetic (FI) phase).

The corresponding ground states are expressed by

$$|MF_n\rangle = \prod_{i=1}^N c_n (\alpha_n | \uparrow \rangle_i + | \downarrow \rangle_i) \otimes |\tau\rangle_i, \quad (6)$$

$$|FI\rangle = \prod_{i=1}^N \frac{1}{\sqrt{2}} (| \downarrow \rangle_i + | \uparrow \rangle_i) \otimes |+\rangle_i, \quad (7)$$

where $\alpha_n = \frac{-J\gamma}{2h+2J_0\mu-2A_n}$, $c_n = \frac{1}{\sqrt{1+\alpha_n^2}}$ and $A_n = \sqrt{(h + J_0(n-1))^2 + \frac{1}{4}J^2\gamma^2}$. The state MF_2 is obtained fixing $n = 2$ and $\tau = +$.

(ii) Whereas in sector $n = 0$ ($\downarrow\downarrow$), we have the ground state energy, whose energy becomes

$$\epsilon_{0,0} = E_{MF_0} = -\frac{J_z}{4} + \frac{h}{2} - \sqrt{(h - J_0)^2 + \frac{1}{4}J^2\gamma^2}. \quad (8)$$

The corresponding modulated ferromagnetic (MF_0) state is given by (6) when $n = 0$ and $\tau = -$. Whereas, the first excited energy in this sector is $\epsilon_{0,1} = \frac{J_z}{4} - \frac{J-h}{2}$.

(iii) Analogously, for sector $n = 1$ ($\uparrow\downarrow$ or $\downarrow\uparrow$) a couple of low-lying excited energy levels are $\epsilon_{1,0} = \frac{J_z}{4} - \frac{J}{2}$ and $\epsilon_{1,1} = -\frac{J_z}{4} - \frac{1}{2}\sqrt{4h^2 + J^2\gamma^2}$.

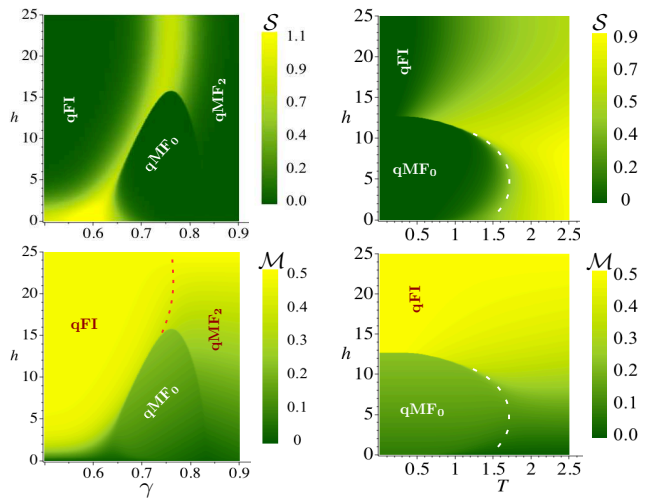


Figure 3: Density plot: Quasi-phase diagram for Ising-XYZ diamond chain at finite temperature, for fixed $J = 100$, $J_0 = -24$ and $J_z = 24$. (Left) for fixed $T = 1$, (right) for fixed $\gamma = 0.7$.

c. "Quasi-phase" diagram for Ising-XYZ diamond chain: All plots below were performed using the exact result [16], while the low temperature limit discussed above fits nicely with the exact result.

In fig.3(left-top) the density plot for the entropy in the $\gamma - h$ plane is shown for the parameters given in the legend of fig.3, this plot resembles the vestiges of the phase diagram at zero temperature[16]. Then due to the thermal excitation, these phases will be called as "quasi-phase", the boundary between qFI - qMF_2 (FI - MF_2 at $T = 0$) there is a standard phase transition signaling

that becomes smooth due to thermal excitation. However, the boundary between qFI - qMF_0 (FI - MF_0) and qMF_0 - qMF_2 (MF_0 - MF_2) exhibits an uncommonly well-defined boundary around the qMF_0 region, and this region seems insensitive to thermal excitation, this is because in this region there is a large energy gap 2Δ . This phenomenon is very unusual for one-dimensional models, because any traces of zero temperature must be fade away as the temperature increases. A similar plot is depicted for the magnetization in fig.3(left-bottom), the density plot illustrates the magnetization for the same set of entropy parameters. We can observe the boundary between qFI - qMF_2 is almost imperceptible, here is marked by dashed line just to follow the phase transition pattern. However, the boundary between qFI - qMF_0 and qMF_0 - qMF_2 is completely different with clearly sharp boundary, rounding the qMF_0 region.

Now let us show in fig.3(right) the quasi-phase diagram in the h - T plane, the density plot for entropy (top) and magnetization (bottom). For most one-dimensional models, this type of diagram will only show traces of phase transition at zero temperature which readily disappears when the temperature increases. However, here the entropy/magnetization density plot illustrates that the sharp boundary clearly survives at finite temperature, and seems almost independent of thermal excitation, although at a higher temperature that sharp boundary vanishes.

In fig.4 is illustrated the pseudo-transition temperature for the Ising-XYZ diamond chain[16], where an extremely strong fine peak occurs for specific heat (a), magnetic susceptibility (b) and correlation length between nodal Ising spins(c). All panels are conveniently drawn on logarithmic scales. It is worth mentioning that this peak never goes to infinity, the smaller the T_p the thinner and stronger the peak becomes. Note that in panel (a) and (b) the red dashed line apparently shows the absence of peaks, but there is an astonishingly thin and vigorous peak. Indeed, only for $T_p = 0$ the peak leads to infinity indicating a genuine phase transition, which is in agreement with the phase transition theorem[2].

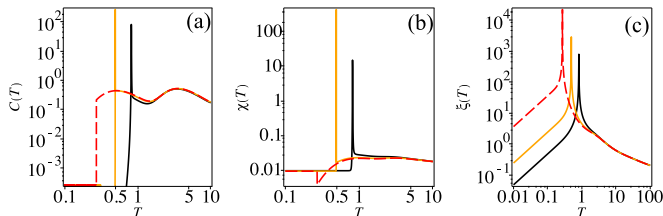


Figure 4: Ising-XYZ diamond chain[15, 16]: (a) Specific heat as a function of temperature. (b) Magnetic susceptibility. In (c) correlation length $\xi(T)$ as a function of temperature. Assuming fixed parameters $J = 100$, $J_0 = -24$ and $J_z = 24$ and $\gamma = 0.7$ for $h = 12$ (black line), $h = 12.6$ (orange line) and $h = 12.74$ (red dashed line).

d. Conclusions. Although, there are no real phase transitions in the one-dimensional model. For some special cases of Ising-Heisenberg one-dimensional spin models, the analysis of internal energy, entropy and magnetization show a pseudo-transition quite similar to a first-order phase transition, where we associate a "latent heat" to reinforce this property[21]. While for specific heat and magnetic susceptibility it exhibits an extremely sharp peak indicating a "pseudo-transition" between the quasi-phases, this pseudo-transition closely resembles a typical second-order phase transition. Some evidence of quasi-phase and pseudo-transitions have already been manifested in recent previous works, such as Ising-XYZ diamond chain[16], tetrahedral chain[17], Ising-Heisenberg ladder model[18], Ising-Heisenberg triangular tube models[19]. However, here we present a general condition for appearing this quasi-phases and pseudo-transitions. It is worth mentioning that this unexpected property is intrinsically related to the "decorated" lattice models. Evidently, this opens several possibilities of finding other "decorated" model with this property. Another relevant issue to note is that this result opens the possibility of researching and synthesizing real materials with this stunning property.

This work was partially supported by Brazilian agencies CNPq and FAPEMIG.

-
- [1] L. van Hove, *Physica* **16**,137 (1950).
- [2] J. A. Cuesta and A. Sanchez, *J. Stat. Phys.* **115**, 869 (2003).
- [3] F. J. Dyson, *Comm. Math. Phys.* **12**, 212 (1969).
- [4] F. J. Dyson, *Comm. Math. Phys.* **12**, 91 (1969).
- [5] C. Kittel, *Am. J. Phys.* **37**, 917(1969).
- [6] S. T. Chui and John D. Weeks, *Phys. Rev. B* **23**, 2438 (1981)
- [7] T. Dauxois and M. Peyrard, *Phys. Rev. E* **51**, 4027 (1995).
- [8] H. Kikuchi, Y. Fujii, M. Chiba, S. Mitsudo, T. Idehara, T. Tonegawa, K. Okamoto, T. Sakai, T. Kuwai, and H. Ohta, *Phys. Rev. Lett.* **94**, 227201 (2005).
- [9] A. Honecker and A. Lauchli. *Phys. Rev. B* **63**, 174407 (2001); H. Jeschke *et al.*, *Phys. Rev. Lett.* **106**, 217201 (2011); N. Ananikian, H. Lazaryan, and M. Nalbandyan, *Eur. Phys. J. B* **85**, 223 (2012).
- [10] A. Honecker, S. Hu, R. Peters J. Richter, *J. Phys.: Condens. Matter* **23**, 164211 (2011).
- [11] J.S. Valverde, O. Rojas, S.M. de Souza, *J. Phys. Condens. Matter* **20**, 345208 (2008); O. Rojas, S.M. de Souza, *Phys. Lett. A* **375**, 1295 (2011).
- [12] L. Canova, J. Strecka, and M. Jascur, *J. Phys: Condens. Matter* **18**, 4967 (2006).
- [13] O. Rojas, S. M. de Souza, V. Ohanyan, M. Khurshudyan, *Phys. Rev. B* **83** , 094430 (2011).
- [14] B. M. Lisnii, *Low Temp. Phys.* **37**, 296 (2011); *Ukrainian Journal of Physics* **56**, 1237 (2011).
- [15] J. Torrico, M. Rojas, S. M. de Souza, O. Rojas and N. S. Ananikian, *Eur. Phys. Lett.* **108**, 50007 (2014).
- [16] J. Torrico, M. Rojas, S. M. de Souza and O. Rojas, *Phys. Lett. A* **380**, 3655 (2016).
- [17] L. Galisova and J. Strecka, *Phys. Rev. E* **91**, 0222134 (2015)
- [18] O. Rojas, J. Strečka and S.M. de Souza, *Sol. Stat. Comm.* **246**, 68 (2016).
- [19] J. Strecka, R. C. Alecio, M. Lyra and O. Rojas, *J. Magn. Magn. Matter* **409**, 124 (2016).
- [20] P. N. Timonin, *J. Exp. Theor. Phys.* **113**, 251 (2011).
- [21] T. Sauera, *Eur. Phys. J. Special Topics* **226**, 539 (2017)