

Interaction-induced photon blockade using an atomically thin mirror embedded in a microcavity

Sina Zeytinoglu and Atac İmamoglu

Institute for Quantum Electronics, ETH Zürich, CH-8093 Zurich, Switzerland.

(Dated: March 2, 2022)

Narrow dark resonances associated with electromagnetically induced transparency play a key role in enhancing photon-photon interactions. The schemes realized to date relied on the existence of long-lived atomic states with strong van der Waals interactions. Here, we show that by placing an atomically thin semiconductor with ultra-fast radiative decay rate inside a 0D cavity, it is possible to obtain narrow dark or bright resonances in transmission whose width could be much smaller than that of the cavity and bare exciton decay rates. While breaking of translational invariance places a limit on the width of the dark resonance width, it is possible to obtain a narrow bright resonance that is resilient against disorder by tuning the cavity away from the excitonic transition. Resonant excitation of this bright resonance yields strong photon antibunching even in the limit where the interaction strength is arbitrarily smaller than the non-Markovian disorder broadening and the radiative decay rate of the bare exciton. Our findings suggest that atomically thin semiconductors could pave the way for realization of strongly interacting photonic systems in the solid-state.

Monolayers of transition metal dichalcogenides (TMD) such as MoSe₂ or WSe₂ constitute a new class of two dimensional (2D) direct band-gap semiconductors [1–4]. Lowest energy elementary optical excitations in TMDs in the absence of free electrons or holes are excitons with an ultra-large binding energy of ~ 0.5 eV [5]. Remarkably, recent experiments have demonstrated predominantly spontaneous emission limited exciton transition linewidths in clean MoSe₂ or WSe₂ flakes that are either suspended or embedded in hexagonal boron nitride (hBN) layers. Since radiative broadening can dominate over disorder induced inhomogeneous broadening, clean TMD monolayers can be considered as ideal two-dimensional (2D) optical materials, realizing atomically thin mirrors [6–8].

In this Letter, we show that it is possible to obtain strong photon blockade effect [9–16] by placing a TMD monolayer inside a 2D microcavity, even in the limit where the cavity and the exciton radiative decay rate, as well as the disorder broadening of the exciton is much larger than the exciton-exciton interaction. When the exciton is resonant with a low quality (Q) factor cavity mode, the coupled system exhibits a dark resonance: the minimum achievable width of this dark transmission window is limited only by non-radiative exciton line broadening. In contrast, when the exciton resonance is red detuned from the cavity mode, the linewidth of the transmission *peak* associated with the lower polariton can be much smaller than the exciton disorder broadening as well as the radiative decay rate of the bare exciton and cavity modes. Hence, in this limit, the exciton-exciton interaction strength required to observe large photon antibunching in cavity transmission is limited only by the – much weaker – Markovian dephasing or non-radiative decay processes. Our results indicate that particularly for dipolar excitons with enhanced interactions, it should be possible to obtain strong photon blockade effect.

Before proceeding, we note that remarkable progress in realization of photon blockade has been achieved using electromagnetically induced transparency (EIT) [11, 12], which describes the modification of the optical response of a medium stemming from the pumping of a driven atomic or solid-state system into a dark state [17]. Normally, the presence of an excited metastable state that is immune to radiative decay is considered to be an essential requirement for EIT. This metastable state and the ground-state are coupled by coherent laser fields to a common bright state with a large dissipation rate. The dark state that remains uncoupled from the electromagnetic field is a superposition of the ground and metastable states. If the atoms in the metastable state have strong interactions, then it is possible to observe a blockade effect where excitation of a second nearby atom to its metastable state is prohibited. This is the essence of Rydberg blockade where the strong dipolar interactions between atoms lead to quantum correlations between transmitted photons [11].

As we argue below, the cavity-TMD system we are analyzing forms an analog of EIT if we associate the cavity mode with the bright resonance and the exciton mode with the metastable resonance. The Hamiltonian of the system is

$$H = H_{\text{TMD}} + H_{\text{cavity}} + H_{\text{int}} + H_{\text{laser}} + H_{\text{bath}} \quad (1)$$

where

$$H_{\text{TMD}} = \sum_{k_{\parallel}} \left[\omega_{exc}(k_{\parallel}) x_{k_{\parallel}}^{\dagger} x_{k_{\parallel}} + U_{x-x} \sum_{k'_{\parallel}, q} x_{k_{\parallel}+q}^{\dagger} x_{k'_{\parallel}-q}^{\dagger} x_{k'_{\parallel}} x_{k_{\parallel}} \right], \quad (2)$$

$$H_{\text{cav}} = \omega_c a_c^{\dagger} a_c, \quad (3)$$

$$H_{\text{bath}} = \sum_{\mathbf{k}} \omega_{\mathbf{k}} b_{\mathbf{k}}^{\dagger} b_{\mathbf{k}} + \sum_{\mathbf{k}} [\xi_{\mathbf{k}} a_c^{\dagger} b_{\mathbf{k}} + h.c.], \quad (4)$$

$$H_{\text{int}} = \sum_{k_{\parallel}} \left[g_c F^*(k_{\parallel}) x_{k_{\parallel}}^{\dagger} a_c + h.c. \right], \quad (5)$$

$$H_{\text{laser}} = [\Omega_0 a_c + h.c.]. \quad (6)$$

Here, we assumed exciton coupling to a single zero dimensional (0D) fundamental cavity mode a_c in a structure where the photonic confinement along the z -direction is much stronger than the lateral confinement. To simplify the expressions, we set $\hbar = 1$ and expressed frequencies in a frame rotating with the incident optical frequency ω_L . As a consequence, $\omega_{exc}(k_{\parallel}) \rightarrow \omega_{exc}(k_{\parallel} = 0) - \omega_L + k_{\parallel}^2/(2m_{exc})$ and $\omega_c \rightarrow \omega_c - \omega_L$; here, k_{\parallel} denotes the in-plane momentum of the exciton. The exciton-exciton interaction is described as a contact interaction with strength U_{x-x} ; this is justified in the low density limit of interest even for dipolar 2D excitons. To describe the coupling between the excitons and the cavity mode, we used the definition $a_c = \sum_{k_{\parallel}} F(k_{\parallel}) a_{k_{\parallel}}$, where $F(k_{\parallel})$ is the Fourier transform of the cavity mode function in the plane of the TMD flake, and $a_{k_{\parallel}}$ are the annihilation operators for the 2D cavity field modes of momentum k_{\parallel} . By integrating out the cavity coupling to free-space vacuum modes $b_{\mathbf{k}}$ described by H_{bath} in Markov approximation, we obtain the Heisenberg equations of motion that includes the cavity decay at rate $\kappa_c \equiv \xi^2 \rho(\omega_c)$, where $\rho(\omega_c)$ is the density of states of the free space radiation modes, as well as the associated noise terms. Ω_0 is the coupling strength between the coherent probe laser and the cavity field.

The assumed form of exciton-cavity coupling and the absence of direct coupling of excitons to free space vacuum modes is central to our analogy between the cavity TMD system and the EIT setup. To justify this form, we first recall that due to conservation of in-plane momentum in a translationally invariant 2D cavity-exciton system, each exciton mode with in-plane momentum k [18–21] couples exclusively to a single 2D cavity mode with identical momentum with strength $g_c = \sqrt{\Gamma_{rad} c/L_z}$ [32]. Here Γ_{rad} is the spontaneous emission rate of excitons in free-space, c is the speed of light and L_z is the length of the 2D cavity along the direction orthogonal to the monolayer plane. The case where a 0D cavity mode couples to 2D excitons can also be described approximately by g_c , if the in-plane mode confinement is weak such that $F(k_{\parallel})$ can be approximated by a delta function $\delta_{k_{\parallel},0}$. In this regime, the eigenmodes of the coupled system will consist of lower and upper polariton modes that are split by an energy $\simeq 2g_c$. We emphasize that translationally invariant excitons embedded in a cavity acquire a finite decay rate exclusively due to their coherent coupling to the cavity with a finite mirror loss rate κ_c . Moreover, fast excitonic radiative decay Γ_{rad} in free-space emerges as an advantage, since large Γ_{rad} leads to enhanced coherent coupling g_c .

The analogy between the cavity-TMD system and the conventional EIT setup employed with Rydberg atoms is a direct consequence of vanishing direct radiative decay of the exciton mode. As indicated in Figure 1, in the cavity-TMD scheme, the role of collective excitation from the ground level to the first excited p-level in Rydberg-EIT is replaced by the cavity mode excitation. The counterpart of the coherent laser coupling of the p-level to the metastable Rydberg state is the vacuum-field coupling of the cavity mode to the TMD exciton. The EIT condition in the Rydberg scheme is achieved by creation of a superposition excitation of the ground and Rydberg states that suppresses light scattering from the intermediate p-level. In the cavity-TMD scheme, the corresponding dark state is a coherent superposition of the ground state with an excitonic excitation with vanishing cavity-mode amplitude

$$|\Psi\rangle \simeq (\alpha + \beta x_0^{\dagger})|0, G\rangle, \quad (7)$$

where $|0\rangle$ and $|G\rangle$ denote the vacuum state of the cavity and the TMD, respectively. Expression in Eq. (7) is the steady-state of the coupled system in the limit of weak drive, provided that the incident drive laser and the bare exciton transition are on resonance [$\omega_{exc}(k=0) = 0$]. Upon formation of this coherent superposition, the cavity mode occupancy and consequently cavity transmission vanishes and the incident field experiences perfect reflection. On the other hand, when the drive laser is resonant with the polaritonic transitions in the cavity-TMD system, the transmission spectrum of the system exhibits bright resonance peaks.

Keeping the correspondence with Rydberg blockade, we envision two scenarios: in the first case, we assume $\omega_{exc}(k=0) = \omega_c$ and $\kappa_c > 4g_c$ where the coupled system exhibits no polariton splitting but a dark resonance in transmission. Following the EIT analogy, we find that the width of the transmission dip on resonance is given by g_c^2/κ_c . If the TMD excitons are subject to non-radiative decay γ_{nr} or pure dephasing γ_{deph} stemming from coupling to Markovian reservoirs, the condition for the observation of a dark resonance is given by $g_c^2/\kappa_c > \gamma_d = \gamma_{nr} + \gamma_{deph}$. Observation of quantum correlations between transmitted photons in this regime would in turn require $U_{x-x} \simeq g_0^2/\kappa_c > \gamma_d$. This simple analysis indicates that strong photon antibunching is observable even when $\Gamma_{rad} \gg U_{x-x}$, provided Eq.(8) is satisfied.

Recent experimental observations suggest that γ_d plays a relatively minor role in comparison to disorder scattering in determining the non-radiative line broadening of TMD excitons [6, 22]. Therefore, the resonant case that we have just described will in practice be limited by disorder scattering that leads to a strongly energy-dependent, non-Markovian line broadening for low momentum excitons. The non-Markovian nature of the disorder induced decay rate follows from the fact that scattering processes due to disorder conserve energy, and

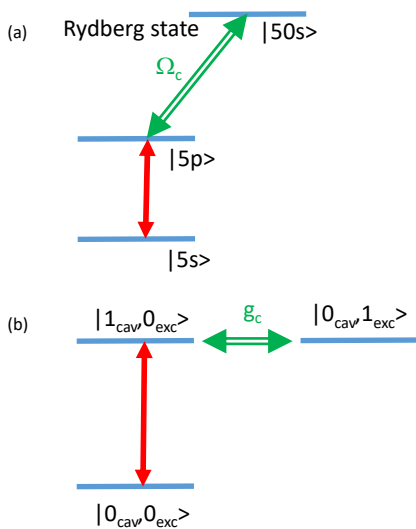


FIG. 1: The summary of the analogy between the cavity-TMD and conventional Rydberg EIT schemes. The role of the fast decaying $5p$ state of the Rydberg atom is fulfilled by the radiatively broadened cavity mode excitation, while the counterpart of the metastable Rydberg state is the excitonic transition of the TMD. Finally, the coherent drive in the Rydberg EIT scheme is replaced by the coherent coupling of the excitonic transition of the TMD to the cavity mode.

the phase space available for the exciton to scatter into can be strongly energy dependent. The disorder induced decay rate is determined by the imaginary part of the corresponding self energy $\Im[\Sigma_{\text{dis}}(\omega)]$ (see Supplementary Material). The frequency window in which $\Im[\Sigma_{\text{dis}}(\omega)]$ is non-zero is typically of the same order of magnitude as its maximum: we denote the latter as δ_{dis} . When $g_c^2/\kappa_c \leq \delta_{\text{dis}}$, the effects of disorder can be approximated by that of an effective Markovian reservoir. In the opposite limit $g_c^2/\kappa_c > \delta_{\text{dis}}$, disorder has a vanishing effect on the transmission; the asymmetry of the polariton transmission peaks stemming from quantum interference can be observed in this regime.

The suppression of non-Markovian line broadening in the limit where coherent coupling exceeds Doppler broadening was already highlighted in the context of EIT assisted sum frequency conversion in Doppler broadened atomic gases [23]. Similarly, strongly non-Markovian nature of disorder broadening ensures that the cavity-exciton system exhibits steep dispersion when the dark-resonance width exceeds the disorder broadening. As an important consequence, exciton-exciton interactions can render the system anharmonic even in the limit where interaction strength is weaker than the exciton decay

rate. Nevertheless, we find that strong photon anti-bunching in this limit can only be observed in the limit $U_{x-x} \geq \max[\delta_{\text{dis}}, g_c^2/\kappa_c]$.

To overcome this limitation, we consider a second scenario where we assume a large detuning between the cavity and exciton resonances [$\Delta_c = \omega_c - \omega_{\text{exc}}(k=0) > g_c$]. In this limit, the coupled system exhibits a narrow bright resonance red detuned from the bare exciton resonance by g_c^2/Δ_c . This case is analogous to Rydberg blockade experiments in the regime where the incident photons are detuned from the intermediate state. However, due to the strong non-Markovian character of the disorder broadening, we find that it is possible to completely suppress the adverse effects $\Im[\Sigma_{\text{dis}}(\omega)]$. In Fig. 2, we plot the transmission spectrum of the lower polariton for different values of g_c from 14.5–17.5 meV with 1.5 meV intervals, and observe the recovery of transmission at the lower polariton resonance as the detuning of the lower polariton from the bare exciton exceeds δ_{dis} (i.e., $g_c^2/\Delta_c \gg \delta_{\text{dis}}$). As a result, we obtain strong photon antibunching even in the limit where $U_{x-x} < \delta_{\text{dis}}, g_c^2/\kappa_c$, as long as the detuning of the narrow bright resonance is much larger than the strength of the disorder $g_c^2/\Delta_c \gg \delta_{\text{dis}}$ and $U_{x-x} > \max[\Gamma_{LP} = \kappa_c g_c^2/\Delta_c^2, \gamma_d]$. In stark contrast, Markovian processes that lead to the same exciton line broadening as disorder scattering would have led to Poissonian statistics of the transmitted light [Fig. 3].

To calculate the photon correlation function $g^{(2)}(t)$, we use the scattering matrix approach presented in Ref. [24], which is reviewed in the Supplementary Material. The conventional wisdom [17] suggests that probe photons injected at an energy where the transmission has the sharpest features result in the largest *amplification of the interaction effects* in photon correlations. When the probe laser is tuned on resonance with the sharp lower polariton transmission feature, injection of the first photon into the cavity-exciton system will shift the resonance by $\approx U_{x-x}$. Since the conditional probability that the successive photons will be transmitted (reflected) is reduced (enhanced) in this limit, we expect to see strong photon antibunching (bunching) in $g^{(2)}(t)$.

For the $g^{(2)}(t)$ calculation depicted in Fig. 3 we choose $\Delta_c = 100$ meV, $g_c = 20$ meV, $\delta_{\text{dis}} = 1$ meV and $U_{x-x} \simeq 10 - 20 \mu\text{eV}$. The experimentally reported values of g_c range from 10 meV to more than 40 meV, depending on the employed cavity structure. Recent experiments demonstrating TMD monolayers as atomically thin mirrors indicate that in clean samples disorder broadening can indeed be as narrow as 0.5 meV and possibly lower. The principal unknown parameter is U_{x-x} : the value we chose was motivated by recently measured interaction strength of GaAs excitons confined to $A = 2 \mu\text{m}^2$ [25, 26]. While a detailed calculation taking into account non-local screening effect [27, 28] has not been carried out for U_{x-x} , we expect TMD exciton interaction strength to be comparable to that in GaAs.

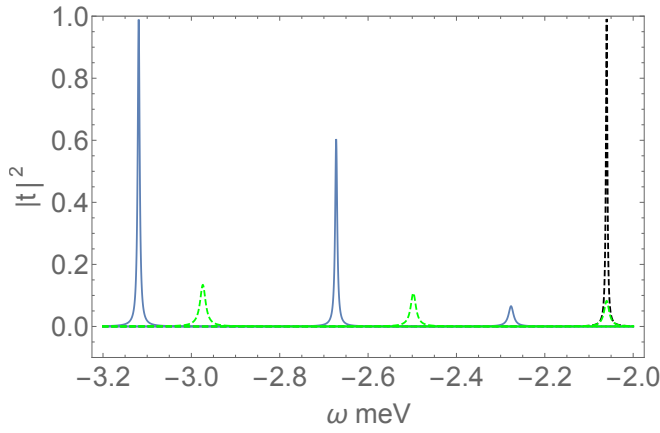


FIG. 2: Transmission $|t|^2$ spectrum of the lower polariton for $\kappa_c = 0.2$ meV, $\Delta_c = 100$ meV for increasing values of the cavity coupling $g_c = 14.5 - 17.5$ meV, with 1.5 meV intervals. The blue solid traces take account of the decay of the $k = 0$ exciton due to disorder treated with correlated coherent potential approximation (CPA), where $\delta_{\text{dis}} = 1$ meV, while the dashed green traces only consider Markovian dephasing whose rate is set to $\gamma_d = \delta_{\text{dis}}/100 = 0.01$ meV. The black dashed trace is meant to serve as a reference for the transmission of the lower polariton for $g_c = 14.5$ meV, if neither Markovian dephasing nor disorder induced decay is taken into account. As the g_c is increased such that the $g_c^2/\Delta_c \gg \delta_{\text{dis}}$, the adverse effects of the disorder induced decay become negligible, while the effect of Markovian dephasing persists. The peak transmission is given by $\left| \frac{\Gamma_{LP}}{\Gamma_{LP} + \delta_{\text{dis}}} \right|^2$ for the case of Markovian dephasing. The difference in the transition frequency of the exciton with Markovian broadening and non-Markovian broadening is due to the real part of the disorder induced self energy (see Supplementary material).

To further enhance U_{x-x} it is desirable to use a heterobilayer structure where an intra-layer exciton couples resonantly to an inter-layer (indirect) exciton by coherent electron or hole tunneling (J); such structures have been implemented in GaAs structures to realize dipolar polaritons [29] with enhanced interactions [30, 31]. In the limit where the indirect exciton is tuned into resonance with the bright resonance and $g_c^2/\Delta_c > J > \Delta_{\text{dis}}$ is satisfied, it would be possible to obtain a bright resonance with a permanent dipole moment.

In the $g^{(2)}(t)$ calculations depicted in Fig. 3 (green and red curves), we take into account radiative decay and disorder scattering, but neglect line broadening of excitons stemming from coupling to additional reservoirs (γ_d). Long-wavelength phonon coupling between high and low momentum intra-valley excitons, as well as relaxation of bright intra-valley excitons into inter-valley dark exciton states by short-wavelength phonon emission could lead to $\gamma_d > 0$ and limit the minimum achievable linewidth of the bright polariton resonance. We emphasize however, that due to the non-Markovian character of the phonon bath at ultra-low temperatures, strong

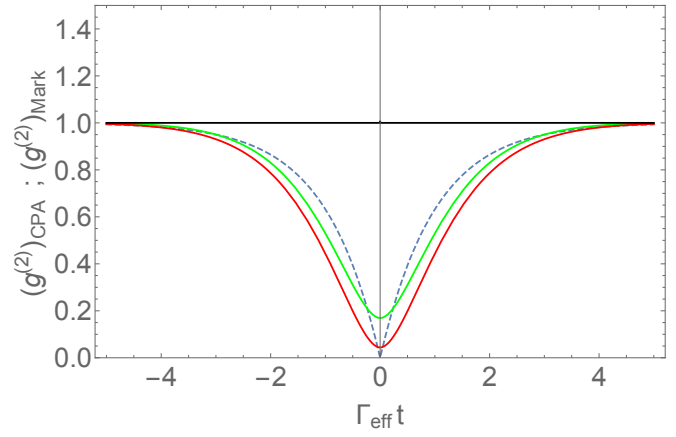


FIG. 3: Time dependent second order correlation function $g^{(2)}(t)$ when the incoming photons are resonant with the lower polariton in the case of CPA disorder (in red and green) and Markovian dephasing (in black). $U = 0.02$ meV (in red) $U = 0.01$ meV (in Green), $g_c = 20$ meV, $\kappa_c = 0.1$ meV, $\Delta_c = 100$ meV. Disorder self energy is calculated such that $\delta_{\text{dis}} = 1$ meV, and $E_c \equiv \frac{\hbar^2 \eta^{-2}}{2m} = \sigma$, where η is the correlation length of the disorder potential and σ is the variance of the disorder potential (see Supplementary Material). For these parameters and interaction strength $U = 0.02$ meV, the Markovian dephasing with $\gamma_d = \delta_{\text{dis}}$ completely destroys the transmission peak of the lower polariton and results in a flat $g^{(2)}(0) \approx 1$, implying Poissonian statistics. The blue dashed line is to guide the eye and represents the exponential decay with the radiative decay rate (Γ_{LP}) of the lower polariton.

exciton-cavity coupling could strongly suppress both of these channels; in particular, by choosing g_c^2/Δ_c to be comparable to the electron-hole exchange interaction, it is possible to eliminate relaxation into dark exciton states by short wavelength phonons. Another potential decay channel for high momentum excitons which will modify the imaginary part of exciton self-energy is radiative coupling to guided modes which in turn have a finite lifetime due to the finite sample size. Coupling to the guided modes result in a frequency independent (Markovian) contribution to the excitonic self energy; the latter decay channel may be suppressed by using in-plane photonic band-gap structures eliminating guided modes that are resonant with the lower-polariton mode.

In summary, we show that photon blockade regime can be achieved in a cavity-TMD system even when the excitation-exciton interaction strength is much smaller than the cavity and exciton radiative decay rates. The resilience of quantum correlations to disorder scattering stems from the non-Markovian nature of the associated exciton coherence decay. Remarkably, the only fundamental requirement for observation of strong photon antibunching is $U_{x-x} > \gamma_d$. Given the immense possibilities for controlling the excitonic properties of TMD monolayers using electrical gates or structured dielectric environment, we expect the demonstration of photon blockade

to establish cavity-TMD system as a building block of strongly correlated photonic systems.

We acknowledge useful discussions with Aymeric Delteil, Martin Kroner, Misha Lukin, Li-Bing Tan, Dominik Wild and Susanne Yelin. This work is supported by a European Research Council (ERC) Advanced investigator grant (POLTDES).

-
- [1] B. Radisavljevic, A. Radenovic, J. Brivio, V. Giacometti, and A. Kis. Single-layer mos2 transistors. *Nature Nanotechnology*, 6:147 EP –, 01 2011.
- [2] Andrea Splendiani, Liang Sun, Yuanbo Zhang, Tianshu Li, Jonghwan Kim, Chi-Yung Chim, Giulia Galli, and Feng Wang. Emerging photoluminescence in monolayer mos2. *Nano Letters*, 10(4):1271–1275, 2010. PMID: 20229981.
- [3] Britton W. H. Baugher, Hugh O. H. Churchill, Yafang Yang, and Pablo Jarillo-Herrero. Optoelectronic devices based on electrically tunable p–n diodes in a monolayer dichalcogenide. *Nature Nanotechnology*, 9:262 EP –, 03 2014.
- [4] L. Britnell, R. M. Ribeiro, A. Eckmann, R. Jalil, B. D. Belle, A. Mishchenko, Y.-J. Kim, R. V. Gorbachev, T. Georgiou, S. V. Morozov, A. N. Grigorenko, A. K. Geim, C. Casiraghi, A. H. Castro Neto, and K. S. Novoselov. Strong light-matter interactions in heterostructures of atomically thin films. *Science*, 340(6138):1311–1314, 2013.
- [5] Alexey Chernikov, Timothy C. Berkelbach, Heather M. Hill, Albert Rigosi, Yilei Li, Ozgur Burak Aslan, David R. Reichman, Mark S. Hybertsen, and Tony F. Heinz. Exciton binding energy and nonhydrogenic rydberg series in monolayer ws₂. *Phys. Rev. Lett.*, 113:076802, Aug 2014.
- [6] Patrick Back, Sina Zeytinoglu, Aroosa Ijaz, Martin Kroner, and Atac Imamoglu. Realization of an electrically tunable narrow-bandwidth atomically thin mirror using monolayer mose₂. *Phys. Rev. Lett.*, 120:037401, Jan 2018.
- [7] Giovanni Scuri, You Zhou, Alexander A. High, Dominik S. Wild, Chi Shu, Kristiaan De Greve, Luis A. Jauregui, Takashi Taniguchi, Kenji Watanabe, Philip Kim, Mikhail D. Lukin, and Hongkun Park. Large excitonic reflectivity of monolayer mose₂ encapsulated in hexagonal boron nitride. *Phys. Rev. Lett.*, 120:037402, Jan 2018.
- [8] Shengwei Jiang, Jie Shan, and Kin Fai Mak. Electric-field switching of two-dimensional van der waals magnets. *Nature Materials*, 17(5):406–410, 2018.
- [9] Maximilian J Werner and A Imamoglu. Photon-photon interactions in cavity electromagnetically induced transparency. *Physical Review A*, 61(1):011801, 1999.
- [10] A. Verger, C. Ciuti, and I. Carusotto. Polariton quantum blockade in a photonic dot. *Phys. Rev. B*, 73:193306, May 2006.
- [11] Thibault Peyronel, Ofer Firstenberg, Qi-Yu Liang, Sebastian Hofferberth, Alexey V Gorshkov, Thomas Pohl, Mikhail D Lukin, and Vladan Vuletić. Quantum nonlinear optics with single photons enabled by strongly interacting atoms. *Nature*, 488(7409):57, 2012.
- [12] Simon Baur, Daniel Tiarks, Gerhard Rempe, and Stephan Dürr. Single-photon switch based on rydberg blockade. *Physical review letters*, 112(7):073901, 2014.
- [13] J. D. Pritchard, D. Maxwell, A. Gauguier, K. J. Weatherill, M. P. A. Jones, and C. S. Adams. Cooperative atom-light interaction in a blocked rydberg ensemble. *Phys. Rev. Lett.*, 105:193603, Nov 2010.
- [14] David Petrosyan, Johannes Otterbach, and Michael Fleischhauer. Electromagnetically induced transparency with rydberg atoms. *Phys. Rev. Lett.*, 107:213601, Nov 2011.
- [15] Alexey V. Gorshkov, Johannes Otterbach, Michael Fleischhauer, Thomas Pohl, and Mikhail D. Lukin. Photon-photon interactions via rydberg blockade. *Phys. Rev. Lett.*, 107:133602, Sep 2011.
- [16] D. Jaksch, J. I. Cirac, P. Zoller, S. L. Rolston, R. Côté, and M. D. Lukin. Fast quantum gates for neutral atoms. *Phys. Rev. Lett.*, 85:2208–2211, Sep 2000.
- [17] Michael Fleischhauer, Atac Imamoglu, and Jonathan P. Marangos. Electromagnetically induced transparency: Optics in coherent media. *Rev. Mod. Phys.*, 77:633–673, Jul 2005.
- [18] Stewart D. Jenkins and Janne Ruostekoski. Metamaterial transparency induced by cooperative electromagnetic interactions. *Phys. Rev. Lett.*, 111:147401, Sep 2013.
- [19] Robert J. Bettles, Simon A. Gardiner, and Charles S. Adams. Cooperative eigenmodes and scattering in one-dimensional atomic arrays. *Phys. Rev. A*, 94:043844, Oct 2016.
- [20] Sina Zeytinoglu, Charlaïne Roth, Sebastian Huber, and Atac Imamoglu. Atomically thin semiconductors as nonlinear mirrors. *Phys. Rev. A*, 96:031801, Sep 2017.
- [21] Ephraim Shahmoon, Dominik S Wild, Mikhail D Lukin, and Susanne F Yelin. Cooperative resonances in light scattering from two-dimensional atomic arrays. *Physical review letters*, 118(11):113601, 2017.
- [22] Malte Selig, Gunnar Berghäuser, Archana Raja, Philipp Nagler, Christian Schüller, Tony F. Heinz, Tobias Korn, Alexey Chernikov, Ermin Malic, and Andreas Knorr. Excitonic linewidth and coherence lifetime in monolayer transition metal dichalcogenides. *Nature Communications*, 7:13279 EP –, 11 2016.
- [23] S. E. Harris, J. E. Field, and A. Imamoglu. Nonlinear optical processes using electromagnetically induced transparency. *Phys. Rev. Lett.*, 64:1107–1110, Mar 1990.
- [24] Tao Shi, Darrick E. Chang, and J. Ignacio Cirac. Multiphoton-scattering theory and generalized master equations. *Phys. Rev. A*, 92:053834, Nov 2015.
- [25] S. R. K. Rodriguez, W. Casteels, F. Storme, N. Carlon Zambon, I. Sagnes, L. Le Gratiet, E. Galopin, A. Lemaitre, A. Amo, C. Ciuti, and J. Bloch. Probing a dissipative phase transition via dynamical optical hysteresis. *Phys. Rev. Lett.*, 118:247402, Jun 2017.
- [26] Guillermo Muñoz-Matutano, Andrew Wood, Mattias Johnson, Xavier Vidal Asensio, Ben Baragiola, Andreas Reinhard, Aristide Lemaitre, Jaqueline Bloch, Alberto Amo, Benjamin Besga, et al. Quantum-correlated photons from semiconductor cavity polaritons. *arXiv preprint arXiv:1712.05551*, 2017.
- [27] Timothy C. Berkelbach, Mark S. Hybertsen, and David R. Reichman. Theory of neutral and charged excitons in monolayer transition metal dichalcogenides. *Phys. Rev. B*, 88:045318, Jul 2013.
- [28] Pierluigi Cudazzo, Ilya V. Tokatly, and Angel Rubio. Di-

- electric screening in two-dimensional insulators: Implications for excitonic and impurity states in graphane. *Phys. Rev. B*, 84:085406, Aug 2011.
- [29] Peter Cristofolini, Gabriel Christmann, Simeon I. Tsintzos, George Deligeorgis, George Konstantinidis, Zacharias Hatzopoulos, Pavlos G. Savvidis, and Jeremy J. Baumberg. Coupling quantum tunneling with cavity photons. *Science*, 336(6082):704–707, 2012.
- [30] Emre Togan, Hyang-Tag Lim, Stefan Faelt, Werner Wegscheider, and Atac Imamoglu. Strong interactions between dipolar polaritons. *arXiv preprint arXiv:1804.04975*, 2018.
- [31] Itamar Rosenberg, Dror Liran, Yotam Mazuz-Harpaz, Kenneth West, Lorn Pfeiffer, and Ronen Rapaport. Strongly interacting dipolar-polaritons. *arXiv preprint arXiv:1802.01123*, 2018.
- [32] For practical cavities confinement along the z -direction which underlies our argument is achieved only for $k_{||} < k_{||,cut-off}$