

# Nature of the Magnetic Interactions in Sr<sub>3</sub>NiIrO<sub>6</sub>

Turan Birol

Department of Physics and Astronomy, Rutgers University, Piscataway, New Jersey 08854, USA and  
Department of Chemical Engineering and Materials Science,  
University of Minnesota, Minneapolis, Minnesota 55455, USA

Kristjan Haule and David Vanderbilt

Department of Physics and Astronomy, Rutgers University, Piscataway, New Jersey 08854, USA  
(Dated: November 2, 2021)

Iridates abound with interesting magnetic behaviours because of their strong spin-orbit coupling. Sr<sub>3</sub>NiIrO<sub>6</sub> brings together the spin-orbital entanglement of the Ir<sup>4+</sup> ion with a 3d Ni cation and a one-dimensional crystal structure. It has a ferrimagnetic ground state with a 55 T coercive field. We perform a theoretical study of the magnetic interactions in this compound, and elucidate the role of anisotropic symmetric exchange as the source of its strong magnetic anisotropy. Our first-principles calculations reproduce the magnon spectra of this compound and predict a signature in the cross sections that can differentiate the anisotropic exchange from single-ion anisotropy.

## I. INTRODUCTION

Oxides of 5d transition metals, especially iridates, are at the center of recent interest because of their strong spin-orbit coupling (SOC).<sup>1,2</sup> SOC gives rise to novel phenomena such as anisotropic pseudodipolar magnetic exchange interactions.<sup>3</sup> These interactions in turn lead to phases such as the quantum spin liquid in the Kitaev model, which might be realized in honeycomb iridates.<sup>4</sup>

The magnetic behaviour of complex oxides with multiple inequivalent transition-metal cations can also be very rich, especially when the transition metals come from different rows of the periodic table. For example, the 3d-5d double perovskites are known to display incommensurate antiferromagnetism, multiferroicity, magnetoresistance, half-metallic ferrimagnetism, independent ordering of interpenetrating magnetic lattices, and very often high ordering temperatures.<sup>5-9</sup> Novel phenomena are still being discovered in these systems, such as the recent demonstration of magnetic interactions in Ca<sub>2</sub>CoOsO<sub>6</sub> and Ca<sub>2</sub>NiOsO<sub>6</sub> that break the Goodenough-Kanamori-Anderson (GKA) rules.<sup>10</sup>

Another structural family of compounds that contain two different transition-metal cations is the A<sub>3</sub>MM'O<sub>6</sub> chain compounds with the K<sub>4</sub>CdCl<sub>6</sub> crystal structure.<sup>11</sup> Many members of this family exhibit phenomena such as multiferroicity, unexpectedly strong magnetic anisotropy, colossal magnon gaps, superparamagnetic-like behaviour, and partially disordered antiferromagnetism.<sup>12-17</sup> Ferrimagnetic Sr<sub>3</sub>NiIrO<sub>6</sub>,<sup>18</sup> a member of this family, displays Ising-like magnetic anisotropy, a record-breaking magnetic coercive field,<sup>19</sup> and a colossal spin wave gap.<sup>20,21</sup> All of these are surprising observations because neither Ni<sup>2+</sup> nor Ir<sup>4+</sup> should have strong single-ion magnetic anisotropy (SIA).

In this work, we approach the magnetic interactions in Sr<sub>3</sub>NiIrO<sub>6</sub> from first principles and elucidate the microscopic mechanism behind its magnetism. Our main result is that the effective magnetic interaction between nearest neighbor ions' moments  $\mathbf{M}_i$  is symmetric but *rad-*

*ically anisotropic*. In other words, while the energy expression does not contain anti-symmetric cross product terms, it has opposite signs for different components of the magnetic moments. This radically anisotropic symmetric interaction can be written as

$$E = J_{\parallel} M_{i,z} M_{i+1,z} + J_{\perp} (M_{i,x} M_{i+1,x} + M_{i,y} M_{i+1,y}) \quad (1)$$

where  $J_{\parallel}$  and  $J_{\perp}$  have opposite signs. The strong Ising-like behaviour observed in this compound can be explained by this energy expression without a single ion anisotropy (SIA) term. We reproduce all three important qualitative aspects of the experimental magnon spectra (a small bandwidth, a much larger splitting of the bands, and a gap comparable to the splitting of magnon branches),<sup>20,21</sup> using this model with parameters fitted to first-principles calculations without any fine tuning of parameters. We predict that a corollary of the radically anisotropic exchange is the flipping of the oscillation patterns of optical and acoustic magnons at the  $\Gamma$  point, and conclude by putting forward a signature in the magnon-creation neutron-scattering cross sections that can be used to experimentally differentiate between the anisotropic exchange scenario and the commonly used isotropic exchange with strong SIA.

Sr<sub>3</sub>NiIrO<sub>6</sub> has been previously studied theoretically by multiple authors, starting with Vajenine and Hoffmann's Hueckel calculations.<sup>22</sup> Zhang et al., using Density Functional Theory (DFT), underlined the importance of the SOC, and reported considerable orbital moments for both transition metals.<sup>23</sup> Sarkar et al. verified the presence of large orbital moments.<sup>24</sup> Ou and Wu pointed out the importance of SOC in altering the orbital configuration of Ir, and found that it is responsible for the intrachain ferrimagnetic order.<sup>25</sup> Most recently, Gordon et al. elucidated a connection between the magnetic exchange interactions and the Ising behaviour in Sr<sub>3</sub>NiIrO<sub>6</sub>.<sup>26</sup> Our work goes beyond these first-principles calculations, and in addition to explaining the microscopic mechanism of the anisotropic exchange interaction in this 3d-5d system, bridges the gap between the first-principles calculations

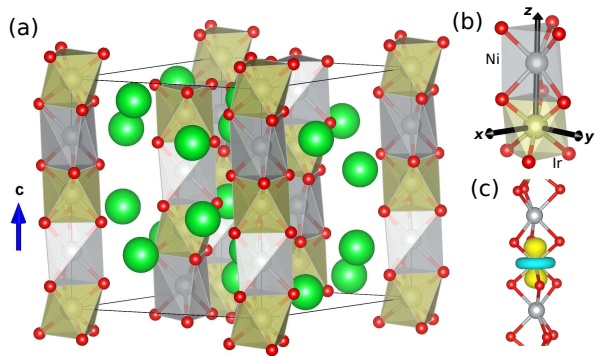


FIG. 1. (Color Online) (a) Crystal structure of  $\text{Sr}_3\text{NiIrO}_6$  (b) The local axes used for the Ir ions. (c) The  $|3z^2 - r^2\rangle$  orbital on an Ir ion.

and experimental observations by calculating the magnetic interaction parameters from first principles and reproducing the experimentally observed magnon spectra.

## II. MAGNETIC STRUCTURE

The structure of  $\text{Sr}_3\text{NiIrO}_6$  consists of parallel one-dimensional chains of alternating face-sharing  $\text{NiO}_6$  and  $\text{IrO}_6$  polyhedra as shown in Fig. 1(a).<sup>11,18</sup> There are two different energy scales for magnetic couplings along the  $c$  axis (intrachain) and in the  $ab$  plane (interchain). Similarly, there are two temperature scales for magnetism. At  $T_2$ , intrachain magnetic order sets in. The temperature scale for the interchain magnetic order,  $T_1$ , is usually about an order of magnitude smaller than  $T_2$ . This is because there are no good superexchange paths that connect magnetic moments in different chains, but also because the chains form a frustrated triangular lattice. In  $\text{Sr}_3\text{NiIrO}_6$ ,  $T_2 = 75$  K, and the intrachain order is ferrimagnetic: both the Ni and Ir moments are aligned along the  $c$  axis (chain direction), but are anti-parallel to each other.<sup>27</sup> The interchain order below  $T_1 = 17$  K is still under debate: neutron data is consistent with both the so-called partially disordered and the amplitude-modulated antiferromagnetic arrangements of the ferrimagnetic chains.<sup>27</sup> In this work, we focus only on the intrachain interactions, and do not address the question of interchain magnetic order.

In Fig. 2(a) we plot the energy-resolved density of states on the Ir ion, with the projections on the  $|3z^2 - r^2\rangle$  orbital plotted separately, from DFT+ $U$ +SOC calculations. In our choice of coordinate axes, shown in Fig. 1(b), the  $|3z^2 - r^2\rangle$  orbital of Ir has  $t_{2g}$ -like character with lobes extended towards the nearest neighbor Ni ions as shown in Fig. 1(c). This makes it the most important orbital for the superexchange interactions.<sup>28</sup> The  $\text{Ir}^{4+}$  cation has five  $d$  electrons in its valence shell. Its unoccupied  $e_g$  states lie between 3 and 4 eV (not shown), and it has a single Ir  $t_{2g}$  hole between 0.5 and 1.0 eV. This hole has 36%  $|3z^2 - r^2\rangle$  character, and a nontrivial

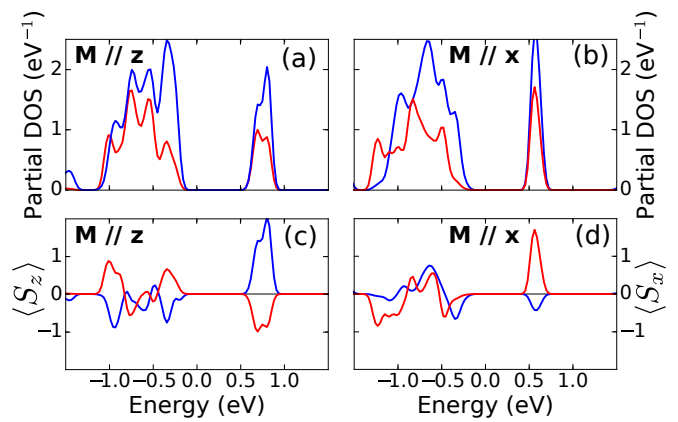


FIG. 2. (Color Online) (a) Densities of states of the Ir ion projected onto the  $d$  orbitals in the FiM state with magnetic moments along the  $z$  axis (magnetic ground state). Red curve is the DOS projected onto the  $|3z^2 - r^2\rangle$  orbital, and the blue curve is the sum of the projected DOS's onto the other four  $d$  orbitals. (b) Same quantity as in (a), but in the FM state with magnetic moments along the  $x$  axis. (c) Energy resolved expectation value of the  $z$  component of spin,  $\langle S_z \rangle$  for the  $d$  orbitals of the Ir ion in the FiM state with magnetic moments along the  $z$  axis. (d) Same quantity as in (c), but in the FM state with magnetic moments along the  $x$  axis.

spin characteristic: its  $|3z^2 - r^2\rangle$  contribution has the opposite spin relative to the rest of the hole, as seen in the energy-resolved spin expectation value  $\langle S_z \rangle$  in Fig. 2(c). This can be explained by the strong SOC of the Ir ion: the hole on the Ir does not have a definite spin, but it has  $J_{\text{eff}} = 1/2$  character and can be thought to have a corresponding *pseudospin*. The  $J_{\text{eff}} = 1/2$  orbitals with pseudospin in the  $\mp \hat{z}$  directions are

$$|J_{1/2}, \uparrow\rangle = \frac{1}{\sqrt{|\gamma|^2 + 2}} \left( i\gamma |A, \downarrow\rangle + \sqrt{2} |E^+, \uparrow\rangle \right) \quad (2)$$

and

$$|J_{1/2}, \downarrow\rangle = \frac{1}{\sqrt{|\gamma|^2 + 2}} \left( i\gamma |A, \uparrow\rangle + \sqrt{2} |E^-, \downarrow\rangle \right) \quad (3)$$

where  $|A\rangle = |3z^2 - r^2\rangle$  and  $|E^\mp\rangle$  are the  $t_{2g}$ -like orbitals that are split by the trigonal field. (In the absence of the trigonal crystal field,  $\gamma = 1$ .) As a result, *the spin moment on the  $|A\rangle = |3z^2 - r^2\rangle$  orbital is opposite to the total spin moment (as well as the pseudospin moment) of the Ir ion when it is along the  $z$  direction.*

## III. MAGNETIC INTERACTIONS

The effective magnetic Hamiltonian for the Ir ion with an electron in the  $J_{\text{eff}} = 1/2$  orbital needs to be built using not the spin, but rather the pseudospin of the electron. The SOC reduces the orbital degeneracy in iridates, but the magnetic Hamiltonians are usually more complicated and may involve anisotropic exchange interactions

which couple different components of pseudospins with different strengths.<sup>3,29</sup> Anisotropic exchange interactions can set a preferred axis for the pseudospin moments and give rise to other effects that are usually ascribed to SIA. For example, the magnon gap observed in  $\text{Sr}_3\text{Ir}_2\text{O}_7$  is explained by the exchange anisotropy between the  $\text{Ir}^{4+}$  ions.<sup>30</sup>

The GKA rules<sup>31</sup> for the signs of the exchange interactions do not directly apply to the pseudospins since the orbital degree of freedom is entangled with spin.<sup>10</sup> Instead, we need to consider the individual orbital components of the  $J_{\text{eff}} = 1/2$  spin-orbitals and the interactions between them. A tight binding model constructed using the ab-initio Wannier functions<sup>32,33</sup> that only includes the Ni  $d$  and Ir  $t_{2g}$  orbitals shows that the largest hopping is between the  $|A\rangle$  orbital on the Ir and the similar  $|3z^2 - r^2\rangle$  on the Ni as expected in this face-sharing polyhedral geometry.<sup>28</sup>

The DOS projected onto Ni shows<sup>28</sup> that the  $|3z^2 - r^2\rangle$  orbital on  $\text{Ni}^{2+}$  is fully occupied. The superexchange process in which a Ni electron is excited to an Ir  $|A\rangle$  orbital is possible only if the electron has opposite spin to the spin on the Ir  $|A\rangle$  orbital, and provides an energy gain proportional to the Ni on-site Hund's coupling if the Ni spin is parallel to that on the Ir  $|A\rangle$  orbital.<sup>31</sup> This implies that there is a ferromagnetic coupling between the Ni spin and the spin on the Ir  $|A\rangle$  orbital. Since the total spin expectation value  $\langle S_z \rangle$  of the Ir ion is opposite to the spin on the Ir  $|A\rangle$  orbital, this superexchange provides an antiferromagnetic (ferrimagnetic) coupling between the total magnetic moments of the Ni and the Ir ions. The inclusion of other orbitals in this argument<sup>28</sup> does not change the sign of this coupling, which explains the ferrimagnetic ground state observed in  $\text{Sr}_3\text{NiIrO}_6$ .

In our picture, then, this antiferromagnetic interaction, which emerges from a ferromagnetic superexchange, is a direct result of the strong SOC on the Ir ion. In order to test this claim further, we repeated a similar DFT calculation with SOC turned off, and could stabilize only the FM configuration. This is consistent with Ref. [24] where SOC was not taken into account and consequently only the FM order was stabilized. A similar point about different orbitals contributing to superexchange in a non-trivial way due to SOC is also made in Ref. 13, where a ferromagnetic exchange anisotropy stemming from an antiferromagnetic exchange interaction in  $\text{Sr}_3\text{CuIrO}_6$  is studied.

The Ir  $|A\rangle$  orbital has opposite spin to that of the  $|E^\mp\rangle$  orbitals only when the Ir pseudospin is along  $\hat{z}$ . If the Ir magnetic moment is in another direction, this condition will no longer be satisfied. For example, the  $J_{\text{eff}} = 1/2$  state with pseudospin parallel to  $\hat{x}$ ,

$$|J_{1/2}, \uparrow_x\rangle = (|J_{1/2}, \uparrow\rangle + |J_{1/2}, \downarrow\rangle) / \sqrt{2} \quad (4)$$

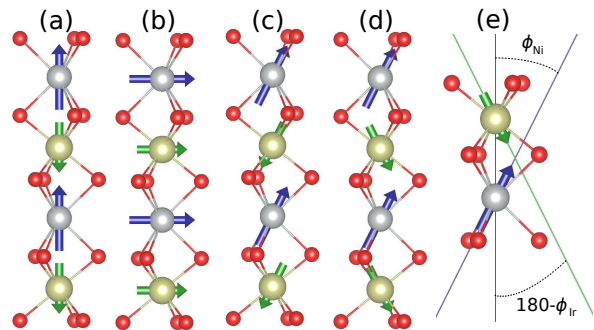


FIG. 3. (Color Online) (a) Ferrimagnetic state with moments along the  $z$  axis, which is the lowest-energy state (FiM- $z$ :  $\phi_{\text{Ni-Ir}} = 180^\circ$ ,  $\phi_{\text{Ni}} = 0^\circ$ ,  $\phi_{\text{Ir}} = 180^\circ$ ). (b) Ferromagnetic state with moments along the  $x$  axis (FM- $x$ :  $\phi_{\text{Ni-Ir}} = 0^\circ$ ,  $\phi_{\text{Ni}} = 90^\circ$ ,  $\phi_{\text{Ir}} = 90^\circ$ ). (c) Possible ferrimagnetic intermediate state ( $\phi_{\text{Ni-Ir}} = 180^\circ$ ). (d) Observed, canted ferrimagnetic intermediate state ( $\phi_{\text{Ni-Ir}} < 180^\circ$ ). (e) Definitions of  $\phi_{\text{Ni}}$  and  $\phi_{\text{Ir}}$ .

has the form

$$|J_{1/2}, \uparrow_x\rangle = \left( i\gamma\sqrt{2}[|A, \uparrow_x\rangle + |E^+, \uparrow_x\rangle + |E^-, \uparrow_x\rangle + |E^+, \downarrow_x\rangle - |E^-, \downarrow_x\rangle] / \sqrt{2(|\gamma|^2 + 2)} \right) \quad (5)$$

where  $|\uparrow_x\rangle = (|\uparrow\rangle + |\downarrow\rangle) / \sqrt{2}$  and  $|\downarrow_x\rangle = (|\uparrow\rangle - |\downarrow\rangle) / \sqrt{2}$ . The spin on the  $|A\rangle$  orbital is now parallel to the pseudospin of the  $|J_{\text{eff}}, \uparrow_x\rangle$  orbital. DFT results with the spins aligned in the  $x$ - $y$  plane, shown in Fig. 2(c) and (d), are consistent with this observation: the  $\langle S_x \rangle$  of the hole on  $|A\rangle$  is parallel to the minority spin direction. In this case, the ferromagnetic superexchange between the Ni ion and the Ir  $|A\rangle$  orbital should give rise to a ferromagnetic coupling between the magnetic moments of these ions. In other words, the effective interaction between the magnetic moments  $M$  on the nearest-neighbor Ni-Ir atoms is anisotropic and has the form  $E = J_{\parallel} M_z^{\text{Ir}} M_z^{\text{Ni}} + J_{\perp} M_{xy}^{\text{Ir}} M_{xy}^{\text{Ni}}$  with  $J_{\parallel} > 0$  but  $J_{\perp} < 0$ .

DFT calculations provide estimates of  $J_{\perp}$  and  $J_{\parallel}$  that support this claim. We adopt the standard approach of initiating the DFT calculations in different magnetic configurations to estimate the energy differences between various magnetic states. However, especially in non-collinear calculations, it is not always possible to stabilize the system in the desired local energy minima if the system is very far from its groundstate<sup>34</sup>. When we initiate our DFT calculation with spins parallel to  $\hat{z}$ , all of our calculations (even those initiated with FM order) converge to the ferrimagnetic configuration (FiM- $z$ , Fig. 3(a)). On the other hand, we could not stabilize a FiM state with spins in the  $x$ - $y$  plane; the only state we could stabilize with moments in the  $x$ - $y$  plane is the ferromagnetic one (FM- $x$ , Fig. 3(b)).

To gain information about the magnetic interactions, then, we compute the energy at both of the energy minima (FM- $x$  and FiM- $z$ , shown in Fig. 3(a) and (b)), where it is possible to converge the electronic state to

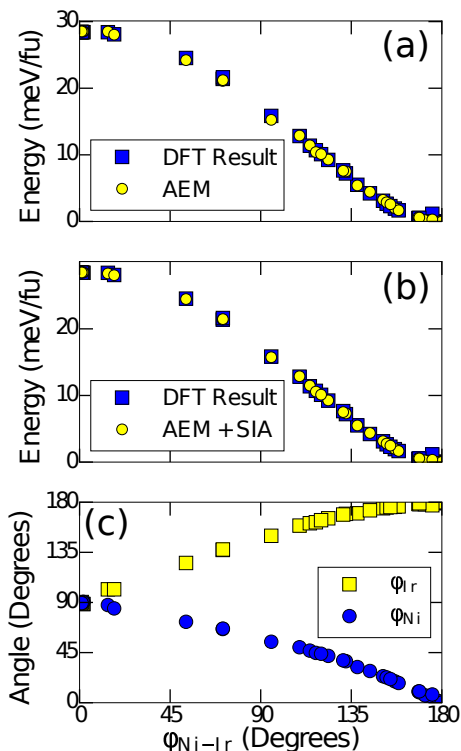


FIG. 4. (Color Online) First-principles results for the intrachain magnetic interaction between Ni and Ir atoms. (a) Energy as a function of the angle between the magnetic moments of nearest-neighbor atoms. Blue squares are the energy calculated from DFT, and yellow circles are the energy obtained from the fitted anisotropic exchange model (AEM). (b) Same as in (a), but yellow circles are the energy obtained from the fitted model with anisotropic exchange and SIA on the Ni ion. (c) The angle that the Ir and Ni magnetic moments make with the [001] axis as a function of the angle between the magnetic moments of nearest-neighbor atoms.

a very high precision, and also at several intermediate states where the magnetic moments are tilted. We do not observe any local minima in the vicinity of these intermediate states, but the slope of the electronic energy surface is so small (changing by less than about  $10^{-5}$  eV/atom from one self-consistent iteration to the next) that we believe it is well justified to estimate the energy of these intermediate states in this way.<sup>35</sup>

We summarize our results in Fig. 4. The horizontal axis in these plots is the relative angle between the magnetic moments of Ir and Ni ions,  $\phi_{\text{Ni-Ir}}$ . In Fig. 4(a) and (b), we plot the total energy per formula unit, and in Fig. 4(c), we plot the angles  $\phi_{\text{Ir}}$  and  $\phi_{\text{Ni}}$  that the two magnetic moments make with the  $z$  axis (as defined in Fig. 3(e)). There is a clear trend in  $\phi_{\text{Ir}}$  and  $\phi_{\text{Ni}}$  as a function of  $\phi_{\text{Ni-Ir}}$ . The only ferromagnetic state ( $\phi_{\text{Ni-Ir}} = 0$ ) is observed when  $\phi_{\text{Ir}} = \phi_{\text{Ni}} = 90^\circ$ , consistent with the previous observation that we could stabilize FM only if the moments are in the  $x$ - $y$  plane (Fig. 3(b)). Similarly, ferrimagnetic order ( $\phi_{\text{Ni-Ir}} = 180^\circ$ ) is observed only for

$\phi_{\text{Ir}} = 180^\circ$  and  $\phi_{\text{Ni}} = 0^\circ$ , i.e., only when the moments are along  $\mp\hat{z}$  (Fig. 3(a)). The intermediate data points in Fig. 4 correspond to intermediate states where the moments have their  $z$  components ordered ferrimagnetically while the  $x$  components are ordered ferromagnetically (Fig. 3(d)). Replacing the anisotropic interaction with an isotropic Heisenberg interaction and instead using the SIA to explain the Ising behaviour would result in intermediate states with antialigned moments tilted away from the high symmetry axes, such as those shown in Fig. 3(c). However, we never observed an intermediate state like this in  $\text{Sr}_3\text{NiIrO}_6$ , supporting the view that the interactions between the Ni and Ir ions are strongly anisotropic.

Fitting the energy values to the anisotropic exchange model, we get  $J_{\parallel} = 19.0 \text{ meV}/\mu_B^2$  and  $J_{\perp} = -8.4 \text{ meV}/\mu_B^2$ . This simple model already fits the data quite well and gives the yellow data points in Fig. 4(a). The discrepancy between the first-principles results and the model is due to both the numerical error and the presence of a nonzero SIA. Introducing SIA to the anisotropic exchange model makes a small additional improvement in the agreement between the DFT result and the model fit, as shown in Fig. 4(b).

This is not the first study which uses an anisotropic exchange model for a compound with the  $\text{K}_4\text{CdCl}_6$  structure. However, to the best of our knowledge, this is the first time that the exchange parameters  $J_{\perp}$  and  $J_{\parallel}$  are extracted from first principles and microscopically justified for this compound. This is also the first prediction of opposite signs for  $J_{\perp}$  and  $J_{\parallel}$ . Yin et al. have employed and microscopically justified a similar model to explain the magnetic anisotropy and magnon spectrum of  $\text{Sr}_3\text{CuIrO}_6$ .<sup>13,36</sup> Also, both Toth et al.<sup>21</sup> and Lefrancois et al. used<sup>20</sup> a similar model to explain their experimental observations of magnon spectra of  $\text{Sr}_3\text{NiIrO}_6$ . The connection between the magnetic anisotropy and exchange interactions were apparent in the results of Gordon et al.,<sup>26</sup> who determined that the FM order is more stable when the spins are aligned in the  $x$ - $y$  plane, but their approach focused on the spin, not the pseudospin, of the Ir ion, and did not permit the construction of a simple magnetic Hamiltonian.

We have intentionally refrained from introducing a SIA term into our model to emphasize that the physics of  $\text{Sr}_3\text{NiIrO}_6$  can be explained without it. A large SIA term is not physically justified in this compound: in a cubic environment  $\text{Ni}^{2+}$  has two  $e_g$  holes, and therefore no orbital angular momentum, and the  $J_{\text{eff}} = 1/2$  states of Ir are  $\text{SU}(2)$  symmetric and therefore are not supposed to have any SIA. The trigonal crystal field necessarily breaks this simple picture, but there is no apparent reason why the trigonal field in this material should be strong enough to give rise to a record-breaking coercive field as well as a very large magnon gap. The anisotropic exchange interaction, on the other hand, leads to a magnetic anisotropy energy that is the same order of magnitude as the magnetic exchange itself, and can be used to explain the large



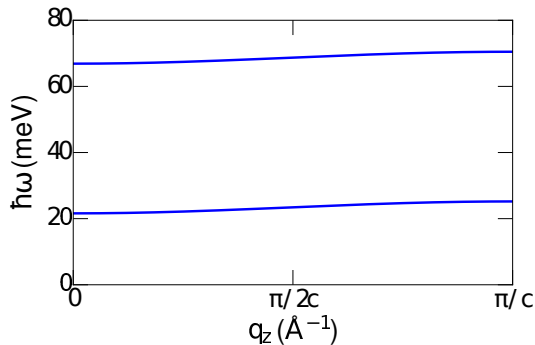


FIG. 5. (Color Online) Magnon spectra of  $\text{Sr}_3\text{NiIrO}_6$  for wavevectors along the [001] direction in the magnetically ordered phase, obtained from the anisotropic exchange model.

observed coercive field. The SIA is allowed by symmetry, and hence is definitely nonzero. However, our physical model, along with the first principles calculations, show that it is neither necessary to explain the experimental observations, nor the dominant source of anisotropy in  $\text{Sr}_3\text{NiIrO}_6$ . In other words, the *minimal* model sufficient to explain all the experimental and theoretical observations does not require a SIA term, even though adding SIA improves the quality of the fit to the DFT energies (Fig. 4(b)). It is also possible to obtain an acceptable fit using a model with isotropic Heisenberg exchange and SIA; however, such a model does not explain the theoretically observed magnetic configurations, and is not well motivated. (See the supplemental information for further discussion of different possible models and their fit to the DFT energies.)

#### IV. MAGNONS

Magnons are commonly used to probe the nature of magnetic interactions. There are both inelastic neutron scattering (INS) and resonant inelastic X-ray scattering (RIXS) experiments that probed the magnon spectrum of  $\text{Sr}_3\text{NiIrO}_6$ .<sup>20,21</sup> Even though each method is sensitive to only one of the two magnon branches in this compound, together they present a coherent picture: One of the branches has a width of  $\sim 10$  meV, and is around  $\sim 35$  meV. The other branch, dominated by Ir, is at  $\sim 90$  meV, and is almost dispersionless. These observations of a large magnon splitting and gap, much larger than the bandwidth, have previously been explained by a combination of anisotropic exchange, SIA, and Dzyaloshinskii-Moriya interactions.<sup>20,21</sup> Here we calculate the magnon spectrum of  $\text{Sr}_3\text{NiIrO}_6$  using only the anisotropic exchange model with parameters from first principles to show that a model without SIA is sufficient to explain

the large gap in the magnon spectrum.

We present the magnon spectra in Fig. 5.<sup>28</sup> Our results correctly reproduce a large gap both between the two magnon branches, and between the lower branch and the zero-energy axis. The quantitative agreement is not perfect, but this can be possibly fixed by fine-tuning the  $U$  parameters.

The sign of  $J_\perp$  does not enter into the energy expression for the magnons, so the magnon spectra do not provide any evidence for the sign difference between  $J_\parallel$  and  $J_\perp$ . However, there is a crucial effect of the radically anisotropic exchange: The characters (in-phase vs. out-of-phase) of the acoustic and optical modes at the zone center are flipped: the lower energy magnon branch has an oscillation pattern like in Fig. 3d, and not like in Fig. 3c. As a result, the inelastic neutron scattering cross sections of these magnons are also flipped: While a precise calculation of the cross sections for an inelastic neutron scattering experiment is beyond the scope of this study, in the supplemental information we provide a simple calculation that shows how the relative magnitudes of the magnon creation cross sections of the two branches depend on the sign and not just the magnitude of  $J_\perp$ . In other words, the relative intensities of the two branches carry information about the anisotropy in the exchange coupling, and experimental measurement of these intensities can provide the smoking gun evidence in support of the radically anisotropic exchange model. So far, the only neutron scattering study on this compound<sup>21</sup> could not observe the higher energy branch, and as a result there is no data to verify our prediction.

#### V. CONCLUSIONS

The nearest neighbor magnetic interaction in the chain compound  $\text{Sr}_3\text{NiIrO}_6$  is not an isotropic Heisenberg exchange, but is rather radically anisotropic: The different components of magnetic moments are coupled with opposite signs. This explains the observations of both the strong Ising-type behaviour and the large magnon gap without a large, physically unjustified SIA, thus resolving the mystery of the large coercivity observed in this compound. The magnon frequencies do not contain a feature that can differentiate between the SIA and anisotropic exchange, but our model has a signature in the magnon creation cross sections. An experiment that can quantify these cross sections can conclusively differentiate between the radically anisotropic exchange and SIA.

#### ACKNOWLEDGMENTS

This work was supported by NSF DMREF Grant DMR-1629059.

- <sup>1</sup> William Witczak-Krempa, Gang Chen, Yong Baek Kim, and Leon Balents, “Correlated Quantum Phenomena in the Strong Spin-Orbit Regime,” *Annual Review of Condensed Matter Physics* **5**, 57–82 (2014).
- <sup>2</sup> Jeffrey G Rau, Eric Kin-Ho Lee, and Hae-Young Kee, “Spin-orbit physics giving rise to novel phases in correlated systems: Iridates and related materials,” *Annual Review of Condensed Matter Physics* **7**, 195–221 (2016).
- <sup>3</sup> Giniyat Khaliullin, “Orbital order and fluctuations in mott insulators,” *Progress of Theoretical Physics Supplement* **160**, 155–202 (2005).
- <sup>4</sup> Maria Hermanns, Itamar Kimchi, and Johannes Knolle, “Physics of the kitaev model: fractionalization, dynamical correlations, and material connections,” arXiv preprint arXiv:1705.01740 (2017).
- <sup>5</sup> Marjana Ležaić and Nicola A. Spaldin, “High-temperature multiferroicity and strong magnetocrystalline anisotropy in 3d-5d double perovskites,” *Phys. Rev. B* **83**, 024410 (2011).
- <sup>6</sup> K. Rolfs, S. Tóth, E. Pomjakushina, D. T. Adroja, D. Khalyavin, and K. Conder, “Incommensurate magnetic order in a quasicubic structure of the double-perovskite compound  $\text{Sr}_2\text{NiIrO}_6$ ,” *Phys. Rev. B* **95**, 140403 (2017).
- <sup>7</sup> Onur Erten, O. Nganba Meetei, Anamitra Mukherjee, Mohit Randeria, Nandini Trivedi, and Patrick Woodward, “Theory of half-metallic ferrimagnetism in double perovskites,” *Phys. Rev. Lett.* **107**, 257201 (2011).
- <sup>8</sup> Ryan Morrow, Rohan Mishra, Oscar D Restrepo, Molly R Ball, Wolfgang Windl, Sabine Wurmehl, Ulrike Stockert, Bernd Buchner, and Patrick M Woodward, “Independent ordering of two interpenetrating magnetic sublattices in the double perovskite  $\text{Sr}_2\text{CoOsO}_6$ ,” *Journal of the American Chemical Society* **135**, 18824–18830 (2013).
- <sup>9</sup> Hena Das, Prabuddha Sanyal, T. Saha-Dasgupta, and D. D. Sarma, “Origin of magnetism and trend in  $T_c$  in c-based double perovskites: Interplay of two driving mechanisms,” *Phys. Rev. B* **83**, 104418 (2011).
- <sup>10</sup> Ryan Morrow, Kartik Samanta, Tanusri Saha Dasgupta, Jie Xiong, John W Freeland, Daniel Haskel, and Patrick M Woodward, “Magnetism in  $\text{Ca}_2\text{CoOsO}_6$  and  $\text{Ca}_2\text{NiOsO}_6$ : Unraveling the mystery of superexchange interactions between 3d and 5d ions,” *Chemistry of Materials* **28**, 3666–3675 (2016).
- <sup>11</sup> Günter Bergerhoff and O Schmitz-Dumont, “Die kristallstruktur des kaliumhexachlorocadmats (ii),” *Zeitschrift für anorganische und allgemeine Chemie* **284**, 10–19 (1956).
- <sup>12</sup> Hua Wu, T. Burnus, Z. Hu, C. Martin, A. Maignan, J. C. Cezar, A. Tanaka, N. B. Brookes, D. I. Khomskii, and L. H. Tjeng, “Ising magnetism and ferroelectricity in  $\text{Ca}_3\text{CoMnO}_6$ ,” *Phys. Rev. Lett.* **102**, 026404 (2009).
- <sup>13</sup> Wei-Guo Yin, X. Liu, A. M. Tsvelik, M. P. M. Dean, M. H. Upton, Jungho Kim, D. Casa, A. Said, T. Gog, T. F. Qi, G. Cao, and J. P. Hill, “Ferromagnetic exchange anisotropy from antiferromagnetic superexchange in the mixed 3d – 5d transition-metal compound  $\text{Sr}_3\text{CuIrO}_6$ ,” *Phys. Rev. Lett.* **111**, 057202 (2013).
- <sup>14</sup> E. V. Sampathkumaran and Asad Niazi, “Superparamagnetic-like ac susceptibility behavior in the partially disordered antiferromagnetic compound  $\text{Ca}_3\text{CoRhO}_6$ ,” *Phys. Rev. B* **65**, 180401 (2002).
- <sup>15</sup> S. Niitaka, K. Yoshimura, K. Kosuge, M. Nishi, and K. Kakurai, “Partially disordered antiferromagnetic phase in  $\text{Ca}_3\text{CoRhO}_6$ ,” *Phys. Rev. Lett.* **87**, 177202 (2001).
- <sup>16</sup> D Mikhailova, CY Kuo, P Reichel, AA Tsirlin, A Efimenko, M Rotter, M Schmidt, Z Hu, TW Pi, LY Jang, et al., “Structure, magnetism, and valence states of cobalt and platinum in quasi-one-dimensional oxides  $\text{A}_3\text{CoPtO}_6$  with A= Ca, Sr,” *The Journal of Physical Chemistry C* **118**, 5463–5469 (2014).
- <sup>17</sup> TN Nguyen, DM Giaquinta, and H-C Zur Loye, “Synthesis of the new one-dimensional compound  $\text{Sr}_3\text{NiPtO}_6$ : Structure and magnetic properties,” *Chemistry of materials* **6**, 1642–1646 (1994).
- <sup>18</sup> TN Nguyen and H-C Zur Loye, “A family of one-dimensional oxides:  $\text{Sr}_3\text{MIRo}_6$  (M= Ni, Cu, Zn): Structure and magnetic properties,” *Journal of Solid State Chemistry* **117**, 300–308 (1995).
- <sup>19</sup> John Singleton, Jae Wook Kim, Craig V. Topping, Anders Hansen, Eun-Deok Mun, S. Chikara, I. Lakis, Saman Ghannadzadeh, Paul Goddard, Xuan Luo, Yoon Seok Oh, Sang-Wook Cheong, and Vivien S. Zapf, “Magnetic properties of  $\text{Sr}_3\text{NiIrO}_6$  and  $\text{Sr}_3\text{CoIrO}_6$ : Magnetic hysteresis with coercive fields of up to 55 t,” *Phys. Rev. B* **94**, 224408 (2016).
- <sup>20</sup> E. Lefrançois, A.-M. Pradipto, M. Moretti Sala, L. C. Chapon, V. Simonet, S. Picozzi, P. Lejay, S. Petit, and R. Ballou, “Anisotropic interactions opposing magnetocrystalline anisotropy in  $\text{Sr}_3\text{NiIrO}_6$ ,” *Phys. Rev. B* **93**, 224401 (2016).
- <sup>21</sup> S. Toth, W. Wu, D. T. Adroja, S. Rayaprol, and E. V. Sampathkumaran, “Frustrated ising chains on the triangular lattice in  $\text{Sr}_3\text{NiIrO}_6$ ,” *Phys. Rev. B* **93**, 174422 (2016).
- <sup>22</sup> Grigori V Vajenine, Roald Hoffmann, and Hans-Conrad zur Loye, “The electronic structures and magnetic properties of one-dimensional  $\text{ABO}_6$  chains in  $\text{Sr}_3\text{ABO}_6$  (A= Co, Ni; B= Pt, Ir) and two-dimensional  $\text{MO}_3$  sheets in  $\text{InMO}_3$  (M= Fe, Mn),” *Chemical physics* **204**, 469–478 (1996).
- <sup>23</sup> GR Zhang, XL Zhang, T Jia, Z Zeng, and HQ Lin, “Intrachain antiferromagnetic interaction and mott state induced by spin-orbit coupling in  $\text{Sr}_3\text{NiIrO}_6$ ,” *Journal of Applied Physics* **107**, 09E120 (2010).
- <sup>24</sup> Soumyajit Sarkar, Sudipta Kanungo, and T. Saha-Dasgupta, “Ab initio study of low-dimensional quantum spin systems  $\text{Sr}_3\text{NiPtO}_6$ ,  $\text{Sr}_3\text{CuPtO}_6$ , and  $\text{Sr}_3\text{NiIrO}_6$ ,” *Phys. Rev. B* **82**, 235122 (2010).
- <sup>25</sup> Xuedong Ou and Hua Wu, “Impact of spin-orbit coupling on the magnetism of  $\text{Sr}_3\text{MIRo}_6$  (M= Ni, Co),” *Scientific reports* **4** (2014).
- <sup>26</sup> Elijah E Gordon, Hongjun Xiang, Jürgen Köhler, and Myung-Hwan Whangbo, “Spin orientations of the spin-half  $\text{Ir}^{4+}$  ions in  $\text{Sr}_3\text{NiIrO}_6$ ,  $\text{Sr}_2\text{IrO}_4$ , and  $\text{Na}_2\text{IrO}_3$ : Density functional, perturbation theory, and madelung potential analyses,” *The Journal of chemical physics* **144**, 114706 (2016).
- <sup>27</sup> E. Lefrançois, L. C. Chapon, V. Simonet, P. Lejay, D. Khalyavin, S. Rayaprol, E. V. Sampathkumaran, R. Ballou, and D. T. Adroja, “Magnetic order in the frustrated ising-like chain compound  $\text{Sr}_3\text{NiIrO}_6$ ,” *Phys. Rev. B* **90**, 014408 (2014).
- <sup>28</sup> See the supplemental material, which includes Refs. 37–48, for details.

- <sup>29</sup> G. Jackeli and G. Khaliullin, “Mott insulators in the strong spin-orbit coupling limit: From heisenberg to a quantum compass and kitaev models,” *Phys. Rev. Lett.* **102**, 017205 (2009).
- <sup>30</sup> Jungho Kim, A. H. Said, D. Casa, M. H. Upton, T. Gog, M. Daghofer, G. Jackeli, J. van den Brink, G. Khaliullin, and B. J. Kim, “Large spin-wave energy gap in the bilayer iridate  $\text{Sr}_3\text{Ir}_2\text{O}_7$ : Evidence for enhanced dipolar interactions near the mott metal-insulator transition,” *Phys. Rev. Lett.* **109**, 157402 (2012).
- <sup>31</sup> J.B. Goodenough, *Magnetism and the chemical bond*, Interscience monographs on chemistry: Inorganic chemistry section (Interscience Publishers, 1963).
- <sup>32</sup> Nicola Marzari, Arash A. Mostofi, Jonathan R. Yates, Ivo Souza, and David Vanderbilt, “Maximally localized wannier functions: Theory and applications,” *Rev. Mod. Phys.* **84**, 1419–1475 (2012).
- <sup>33</sup> Nicola Marzari and David Vanderbilt, “Maximally localized generalized wannier functions for composite energy bands,” *Phys. Rev. B* **56**, 12847–12865 (1997).
- <sup>34</sup> Some other studies (Refs. 23 and 25) found similar behavior.
- <sup>35</sup> Keeping the calculation running until selfconsistency results in these intermediate states eventually converging to either FM- $x$  or FiM- $z$ .
- <sup>36</sup> X Liu, Vamshi M Katukuri, L Hozoi, Wei-Guo Yin, MPM Dean, MH Upton, Jungho Kim, D Casa, A Said, T Gog, *et al.*, “Testing the validity of the strong spin-orbit-coupling limit for octahedrally coordinated iridate compounds in a model system  $\text{Sr}_3\text{CuIrO}_6$ ,” *Physical review letters* **109**, 157401 (2012).
- <sup>37</sup> G. Kresse and J. Furthmüller, “Efficiency of ab-initio total energy calculations for metals and semiconductors using a plane-wave basis set,” *Computational Materials Science* **6**, 15–50 (1996).
- <sup>38</sup> G. Kresse and J. Furthmüller, “Efficient iterative schemes for *ab initio* total-energy calculations using a plane-wave basis set,” *Phys. Rev. B* **54**, 11169–11186 (1996).
- <sup>39</sup> P. E. Blöchl, “Projector augmented-wave method,” *Phys. Rev. B* **50**, 17953–17979 (1994).
- <sup>40</sup> G. Kresse and D. Joubert, “From ultrasoft pseudopotentials to the projector augmented-wave method,” *Phys. Rev. B* **59**, 1758–1775 (1999).
- <sup>41</sup> John P. Perdew, Adrienn Ruzsinszky, Gábor I. Csonka, Oleg A. Vydrov, Gustavo E. Scuseria, Lucian A. Constantin, Xiaolan Zhou, and Kieron Burke, “Restoring the density-gradient expansion for exchange in solids and surfaces,” *Phys. Rev. Lett.* **100**, 136406 (2008).
- <sup>42</sup> S. L. Dudarev, G. A. Botton, S. Y. Savrasov, C. J. Humphreys, and A. P. Sutton, “Electron-energy-loss spectra and the structural stability of nickel oxide: an LSDA+U study,” *Phys. Rev. B* **57**, 1505–1509 (1998).
- <sup>43</sup> Roald Hoffmann, James M Howell, and Angelo R Rossi, “Bicapped tetrahedral, trigonal prismatic, and octahedral alternatives in main and transition group six-coordination,” *Journal of the American Chemical Society* **98**, 2484–2492 (1976).
- <sup>44</sup> MI Aroyo, JM Perez-Mato, C Capillas, E Kroumova, S Ivantchev, G Madariaga, A Kirov, and H Wondratschek, “Bilbao crystallographic server: I. databases and crystallographic computing programs,” *Zeitschrift fur Kristallographie* **221**, 15–27 (2006).
- <sup>45</sup> Patrick Fazekas, *Lecture notes on electron correlation and magnetism*, Vol. 5 (World scientific, 1999).
- <sup>46</sup> S.W. Lovesey, *Theory of Neutron Scattering from Condensed Matter*, International Series of Monographs on Physics No. 2 (Clarendon Press, 1986).
- <sup>47</sup> Peitao Liu, Sergii Khmelevskiy, Bongjae Kim, Martijn Marsman, Dianzhong Li, Xing-Qiu Chen, D. D. Sarma, Georg Kresse, and Cesare Franchini, “Anisotropic magnetic couplings and structure-driven canted to collinear transitions in  $\text{Sr}_2\text{IrO}_4$  by magnetically constrained non-collinear DFT,” *Phys. Rev. B* **92**, 054428 (2015).
- <sup>48</sup> Igor Solovyev, Noriaki Hamada, and Kiyoyuki Terakura, “Crucial role of the lattice distortion in the magnetism of  $\text{LaMnO}_3$ ,” *Phys. Rev. Lett.* **76**, 4825–4828 (1996).