

Beam-energy and centrality dependence of direct-photon emission from ultra-relativistic heavy-ion collisions

A. Adare,¹⁴ S. Afanasiev,³⁴ C. Aidala,^{15,44,49,50} N.N. Ajitanand,^{70,*} Y. Akiba,^{64,65,†} R. Akimoto,¹³ H. Al-Bataineh,⁵⁸ J. Alexander,⁷⁰ M. Alfred,²⁷ A. Al-Jamel,⁵⁸ H. Al-Ta'ani,⁵⁸ A. Angerami,¹⁵ K. Aoki,^{37,40,64} N. Apadula,^{32,71} L. Aphecetche,⁷² Y. Aramaki,^{13,64} R. Armendariz,⁵⁸ S.H. Aronson,⁸ J. Asai,^{64,65} H. Asano,^{40,64} E.C. Aschenauer,⁸ E.T. Atomssa,^{41,71} R. Averbeck,⁷¹ T.C. Awes,⁶⁰ B. Azmoun,⁸ V. Babintsev,²⁸ A. Bagoly,¹⁹ M. Bai,⁷ G. Baksay,²² L. Baksay,²² A. Baldisseri,¹⁷ B. Bannier,⁷¹ K.N. Barish,⁹ P.D. Barnes,^{44,*} B. Bassalleck,⁵⁷ A.T. Basye,¹ S. Bathe,^{6,9,65} S. Batsouli,^{15,60} V. Baublis,⁶³ F. Bauer,⁹ C. Baumann,⁵¹ S. Baumgart,⁶⁴ A. Bazilevsky,⁸ S. Belikov,^{8,32,*} R. Belmont,^{14,77} R. Bennett,⁷¹ A. Berdnikov,⁶⁷ Y. Berdnikov,⁶⁷ J.H. Bhom,⁸¹ A.A. Bickley,¹⁴ M.T. Bjornrdal,¹⁵ D.S. Blau,^{39,56} M. Boer,⁴⁴ J.G. Boissevain,⁴⁴ J.S. Bok,^{57,58,81} H. Borel,¹⁷ K. Boyle,^{65,71} M.L. Brooks,⁴⁴ D.S. Brown,⁵⁸ J. Bryslawskyj,^{6,9} D. Bucher,⁵¹ H. Buesching,⁸ V. Bumazhnov,²⁸ G. Bunce,^{8,65} J.M. Burward-Hoy,⁴⁴ S. Butsyk,^{44,57,71} C.M. Camacho,⁴⁴ S. Campbell,^{15,71} V. Canoa Roman,⁷¹ A. Caringi,⁵² P. Castera,⁷¹ J.-S. Chai,^{36,73} B.S. Chang,⁸¹ W.C. Chang,² J.-L. Charvet,¹⁷ C.-H. Chen,^{65,71} S. Chernichenko,²⁸ C.Y. Chi,¹⁵ J. Chiba,³⁷ M. Chiu,^{8,15,29} I.J. Choi,^{29,81} J.B. Choi,^{11,*} S. Choi,⁶⁹ R.K. Choudhury,⁵ P. Christiansen,⁴⁶ T. Chujo,^{76,77} P. Chung,⁷⁰ A. Churnyn,²⁸ O. Chvala,⁹ V. Cianciolo,⁶⁰ Z. Citron,^{71,79} C.R. Cleven,²⁴ Y. Cobigo,¹⁷ B.A. Cole,¹⁵ M.P. Comets,⁶¹ Z. Conesa del Valle,⁴¹ M. Connors,^{24,65,71} P. Constantin,^{32,44} M. Csanád,¹⁹ T. Csörgő,^{20,80} T. Dahms,⁷¹ S. Dairaku,^{40,64} I. Danchev,⁷⁷ T.W. Danley,⁵⁹ K. Das,²³ A. Datta,⁴⁹ M.S. Daugherty,¹ G. David,^{8,71} M.K. Dayananda,²⁴ M.B. Deaton,¹ K. Dehmelt,^{22,71} H. Delagrange,^{72,*} A. Denisov,²⁸ D. d'Enterria,^{15,41} A. Deshpande,^{65,71} E.J. Desmond,⁸ K.V. Dharmawardane,⁵⁸ O. Dietzsch,⁶⁸ L. Ding,³² A. Dion,^{32,71} J.H. Do,⁸¹ M. Donadelli,⁶⁸ L. D'Orazio,⁴⁸ J.L. Drachenberg,¹ O. Drapier,⁴¹ A. Drees,⁷¹ K.A. Drees,⁷ A.K. Dubey,⁷⁹ J.M. Durham,^{44,71} A. Durum,²⁸ D. Dutta,⁵ V. Dzhordzhadze,^{9,74} S. Edwards,^{7,23} Y.V. Efremenko,⁶⁰ J. Egdemir,⁷¹ F. Ellinghaus,¹⁴ W.S. Emam,⁹ T. Engelmores,¹⁵ A. Enokizono,^{26,43,60,64,66} H. En'yo,^{64,65} B. Espagnon,⁶¹ S. Esumi,⁷⁶ K.O. Eyster,^{8,9} B. Fadem,⁵² W. Fan,⁷¹ N. Feege,⁷¹ D.E. Fields,^{57,65} M. Finger,^{10,34} M. Finger, Jr.,^{10,34} F. Fleuret,⁴¹ S.L. Fokin,³⁹ B. Forestier,⁴⁵ Z. Fraenkel,^{79,*} J.E. Frantz,^{15,59,71} A. Franz,⁸ A.D. Frawley,²³ K. Fujiwara,⁶⁴ Y. Fukao,^{40,64} S.-Y. Fung,⁹ T. Fusayasu,⁵⁴ S. Gadrat,⁴⁵ K. Gainey,¹ C. Gal,⁷¹ P. Gallus,¹⁶ P. Garg,^{4,71} A. Garishvili,⁷⁴ I. Garishvili,^{43,74} F. Gastineau,⁷² H. Ge,⁷¹ M. Germain,⁷² A. Glenn,^{14,43,74} H. Gong,⁷¹ X. Gong,⁷⁰ M. Gonin,⁴¹ J. Gosset,¹⁷ Y. Goto,^{64,65} R. Granier de Cassagnac,⁴¹ N. Grau,^{3,15,32} S.V. Greene,⁷⁷ G. Grim,⁴⁴ M. Grosse Perdekamp,^{29,65} T. Gunji,¹³ L. Guo,⁴⁴ H.-Å. Gustafsson,^{46,*} T. Hachiya,^{26,55,64,65} A. Hadj Henni,⁷² C. Haegemann,⁵⁷ J.S. Haggerty,⁸ M.N. Hagiwara,¹ K.I. Hahn,²¹ H. Hamagaki,¹³ J. Hamblen,⁷⁴ R. Han,⁶² J. Hanks,^{15,71} H. Harada,²⁶ E.P. Hartouni,⁴³ K. Haruna,²⁶ M. Harvey,⁸ S. Hasegawa,³³ T.O.S. Haseler,²⁴ K. Hashimoto,^{64,66} E. Haslum,⁴⁶ K. Hasuko,⁶⁴ R. Hayano,¹³ X. He,²⁴ M. Heffner,⁴³ T.K. Hemmick,⁷¹ T. Hester,⁹ J.M. Heuser,⁶⁴ H. Hiejima,²⁹ J.C. Hill,³² K. Hill,¹⁴ R. Hobbs,⁵⁷ A. Hodges,²⁴ M. Hohlmann,²² R.S. Hollis,⁹ M. Holmes,⁷⁷ W. Holzmann,^{15,70} K. Homma,²⁶ B. Hong,³⁸ T. Horaguchi,^{13,26,64,75,76} Y. Hori,¹³ D. Hornback,⁷⁴ N. Hotvedt,³² J. Huang,⁸ S. Huang,⁷⁷ M.G. Hur,³⁶ T. Ichihara,^{64,65} R. Ichimiya,⁶⁴ H. Iinuma,^{37,40,64} Y. Ikeda,^{64,76} K. Imai,^{33,40,64} J. Imrek,¹⁸ M. Inaba,⁷⁶ Y. Inoue,^{64,66} A. Iordanova,⁹ D. Isenhower,¹ L. Isenhower,¹ M. Ishihara,⁶⁴ T. Isobe,^{13,64} M. Issah,^{70,77} A. Isupov,³⁴ D. Ivanishchev,⁶³ Y. Iwanaga,²⁶ B.V. Jacak,⁷¹ M. Javani,²⁴ Z. Ji,⁷¹ J. Jia,^{8,15,70} X. Jiang,⁴⁴ J. Jin,¹⁵ O. Jinnouchi,⁶⁵ B.M. Johnson,^{8,24} T. Jones,¹ K.S. Joo,⁵³ D. Jouan,⁶¹ D.S. Jumper,^{1,29} F. Kajihara,^{13,64} S. Kametani,^{13,64,78} N. Kamihara,^{64,65,75} J. Kamin,⁷¹ M. Kaneta,⁶⁵ S. Kaneti,⁷¹ B.H. Kang,²⁵ J.H. Kang,⁸¹ J.S. Kang,²⁵ H. Kanou,^{64,75} J. Kapustinsky,⁴⁴ K. Karatsu,^{40,64} M. Kasai,^{64,66} T. Kawagishi,⁷⁶ D. Kawall,^{49,65} M. Kawashima,^{64,66} A.V. Kazantsev,³⁹ S. Kelly,¹⁴ T. Kempel,³² V. Khachatryan,⁷¹ A. Khanzadeev,⁶³ K.M. Kijima,²⁶ J. Kikuchi,⁷⁸ A. Kim,²¹ B.I. Kim,³⁸ C. Kim,³⁸ D.H. Kim,⁵³ D.J. Kim,^{35,81} E. Kim,⁶⁹ E.-J. Kim,¹¹ H.-J. Kim,⁸¹ K.-B. Kim,¹¹ M. Kim,⁶⁹ S.H. Kim,⁸¹ Y.-J. Kim,²⁹ Y.K. Kim,²⁵ Y.-S. Kim,³⁶ D. Kincses,¹⁹ E. Kinney,¹⁴ K. Kiriluk,¹⁴ Á. Kiss,¹⁹ E. Kistenev,⁸ A. Kiyomichi,⁶⁴ J. Klatsky,²³ J. Klay,⁴³ C. Klein-Boesing,⁵¹ D. Kleinjan,⁹ P. Kline,⁷¹ L. Kochenda,⁶³ V. Kochetkov,²⁸ Y. Komatsu,^{13,37} B. Komkov,⁶³ M. Konno,⁷⁶ J. Koster,²⁹ D. Kotchetkov,^{9,59} D. Kotov,^{63,67} A. Kozlov,⁷⁹ A. Král,¹⁶ A. Kravitz,¹⁵ F. Krizek,³⁵ P.J. Kroon,⁸ J. Kubart,^{10,31} G.J. Kunde,⁴⁴ B. Kurgys,¹⁹ N. Kurihara,¹³ K. Kurita,^{64,66} M. Kurosawa,^{64,65} M.J. Kweon,³⁸ Y. Kwon,^{74,81} G.S. Kyle,⁵⁸ R. Lacey,⁷⁰ Y.S. Lai,¹⁵ J.G. Lajoie,³² D. Layton,²⁹ A. Lebedev,³² Y. Le Bornec,⁶¹ S. Leckey,⁷¹ B. Lee,²⁵ D.M. Lee,⁴⁴ J. Lee,^{21,73} K.B. Lee,³⁸ K.S. Lee,³⁸ M.K. Lee,⁸¹ S.H. Lee,^{32,71} S.R. Lee,¹¹ T. Lee,⁶⁹ M.J. Leitch,⁴⁴ M.A.L. Leite,⁶⁸ M. Leitgab,²⁹ B. Lenzi,⁶⁸ Y.H. Leung,⁷¹ B. Lewis,⁷¹ N.A. Lewis,⁵⁰

X. Li,¹² X. Li,⁴⁴ X.H. Li,⁹ P. Lichtenwalner,⁵² P. Liebing,⁶⁵ H. Lim,⁶⁹ S.H. Lim,^{44, 81} L.A. Linden Levy,^{14, 29}
 T. Liška,¹⁶ A. Litvinenko,³⁴ H. Liu,^{44, 58} M.X. Liu,⁴⁴ S. Lökös,^{19, 20} B. Love,⁷⁷ D. Lynch,⁸ C.F. Maguire,⁷⁷
 T. Majoros,¹⁸ Y.I. Makdisi,^{7, 8} M. Makek,^{79, 82} A. Malakhov,³⁴ M.D. Malik,⁵⁷ A. Manion,⁷¹ V.I. Manko,³⁹
 E. Mannel,^{8, 15} Y. Mao,^{62, 64} L. Mašek,^{10, 31} H. Masui,⁷⁶ S. Masumoto,^{13, 37} F. Matathias,^{15, 71} M.C. McCain,²⁹
 M. McCumber,^{14, 44, 71} P.L. McGaughey,⁴⁴ D. McGlinchey,^{14, 23, 44} C. McKinney,²⁹ N. Means,⁷¹ M. Mendoza,⁹
 B. Meredith,²⁹ Y. Miake,⁷⁶ T. Mibe,³⁷ A.C. Mignerey,⁴⁸ D.E. Mihalik,⁷¹ P. Mikeš,^{10, 31} K. Miki,^{64, 76} T.E. Miller,⁷⁷
 A. Milov,^{8, 71, 79} S. Mioduszewski,⁸ D.K. Mishra,⁵ G.C. Mishra,²⁴ M. Mishra,⁴ J.T. Mitchell,⁸ M. Mitrovski,⁷⁰
 G. Mitsuka,^{37, 65} Y. Miyachi,^{64, 75} S. Miyasaka,^{64, 75} A.K. Mohanty,⁵ S. Mohapatra,⁷⁰ H.J. Moon,⁵³ T. Moon,⁸¹
 Y. Morino,¹³ A. Morreale,⁹ D.P. Morrison,⁸ S.I. Morrow,⁷⁷ J.M. Moss,⁴⁴ S. Motschwiller,⁵² T.V. Moukhanova,³⁹
 D. Mukhopadhyay,⁷⁷ T. Murakami,^{40, 64} J. Murata,^{64, 66} A. Mwai,⁷⁰ T. Nagae,⁴⁰ S. Nagamiya,^{37, 64} K. Nagashima,²⁶
 Y. Nagata,⁷⁶ J.L. Nagle,¹⁴ M. Naglis,⁷⁹ M.I. Nagy,^{19, 80} I. Nakagawa,^{64, 65} Y. Nakamiya,²⁶ K.R. Nakamura,^{40, 64}
 T. Nakamura,^{26, 64} K. Nakano,^{64, 75} S. Nam,²¹ C. Nattrass,⁷⁴ A. Nederlof,⁵² J. Newby,⁴³ M. Nguyen,⁷¹
 M. Nihashi,^{26, 64} T. Niida,⁷⁶ B.E. Norman,⁴⁴ R. Nouicer,^{8, 65} T. Novák,²⁰ N. Novitzky,^{35, 71} A.S. Nyanin,³⁹
 J. Nystrand,⁴⁶ C. Oakley,²⁴ E. O'Brien,⁸ S.X. Oda,¹³ C.A. Ogilvie,³² H. Ohnishi,⁶⁴ I.D. Ojha,⁷⁷ M. Oka,⁷⁶
 K. Okada,⁶⁵ O.O. Omiwade,¹ Y. Onuki,⁶⁴ J.D. Orjuela Koop,¹⁴ J.D. Osborn,⁵⁰ A. Oskarsson,⁴⁶ I. Otterlund,⁴⁶
 M. Ouchida,^{26, 64} K. Ozawa,^{13, 37, 76} R. Pak,⁸ D. Pal,⁷⁷ A.P.T. Palounek,⁴⁴ V. Pantuev,^{30, 71} V. Papavassiliou,⁵⁸
 B.H. Park,²⁵ I.H. Park,^{21, 73} J. Park,⁶⁹ S. Park,^{64, 69, 71} S.K. Park,³⁸ W.J. Park,³⁸ S.F. Pate,⁵⁸ L. Patel,²⁴ M. Patel,³²
 H. Pei,³² J.-C. Peng,²⁹ W. Peng,⁷⁷ H. Pereira,¹⁷ D.V. Perepelitsa,^{14, 15} V. Peresedov,³⁴ D.Yu. Peressounko,³⁹
 C.E. PerezLara,⁷¹ R. Petti,^{8, 71} C. Pinkenburg,⁸ R.P. Pisani,⁸ M. Proissl,⁷¹ M.L. Purschke,⁸ A.K. Purwar,^{44, 71}
 H. Qu,^{1, 24} P.V. Radzevich,⁶⁷ J. Rak,^{32, 35, 57} A. Rakotozafindrabe,⁴¹ I. Ravinovich,⁷⁹ K.F. Read,^{60, 74}
 S. Rembeczki,²² M. Reuter,⁷¹ K. Reygers,⁵¹ D. Reynolds,⁷⁰ V. Riabov,^{56, 63} Y. Riabov,^{63, 67} E. Richardson,⁴⁸
 D. Richford,⁶ T. Rinn,³² D. Roach,⁷⁷ G. Roche,^{45, *} S.D. Rolnick,⁹ A. Romana,^{41, *} M. Rosati,³² C.A. Rosen,¹⁴
 S.S.E. Rosendahl,⁴⁶ P. Rosnet,⁴⁵ Z. Rowan,⁶ P. Rukoyatkin,³⁴ J. Runchey,³² P. Ružička,³¹ V.L. Rykov,⁶⁴ S.S. Ryu,⁸¹
 B. Sahlmueller,^{51, 71} N. Saito,^{37, 40, 64, 65} T. Sakaguchi,^{8, 13, 78} S. Sakai,⁷⁶ K. Sakashita,^{64, 75} H. Sakata,²⁶ H. Sako,³³
 V. Samsonov,^{56, 63} M. Sano,⁷⁶ S. Sano,^{13, 78} M. Sarsour,²⁴ H.D. Sato,^{40, 64} S. Sato,^{8, 33, 37, 76} T. Sato,⁷⁶ S. Sawada,³⁷
 B.K. Schmoll,⁷⁴ K. Sedgwick,⁹ J. Seele,¹⁴ R. Seidl,^{29, 64, 65} A.Yu. Semenov,³² V. Semenov,^{28, 30} A. Sen,^{24, 32} R. Seto,⁹
 D. Sharma,^{71, 79} T.K. Shea,⁸ I. Shein,²⁸ A. Shevel,^{63, 70} T.-A. Shibata,^{64, 75} K. Shigaki,²⁶ M. Shimomura,^{32, 55, 76}
 T. Shohjoh,⁷⁶ K. Shoji,^{40, 64} P. Shukla,⁵ A. Sickles,^{8, 29, 71} C.L. Silva,^{32, 44, 68} D. Silvermyr,^{46, 60} C. Silvestre,¹⁷
 K.S. Sim,³⁸ B.K. Singh,⁴ C.P. Singh,⁴ V. Singh,⁴ M.J. Skoby,⁵⁰ S. Skutnik,³² M. Slunečka,^{10, 34} W.C. Smith,¹
 A. Soldatov,²⁸ R.A. Soltz,⁴³ W.E. Sondheim,⁴⁴ S.P. Sorensen,⁷⁴ I.V. Sourikova,⁸ F. Staley,¹⁷ P.W. Stankus,⁶⁰
 E. Stenlund,⁴⁶ M. Stepanov,^{49, 58, *} A. Ster,⁸⁰ S.P. Stoll,⁸ T. Sugitate,²⁶ C. Suire,⁶¹ A. Sukhanov,⁸ J.P. Sullivan,⁴⁴
 J. Sun,⁷¹ Z. Sun,¹⁸ J. Sziklai,⁸⁰ T. Tabaru,⁶⁵ S. Takagi,⁷⁶ E.M. Takagui,⁶⁸ A. Takahara,¹³ A. Taketani,^{64, 65}
 R. Tanabe,⁷⁶ K.H. Tanaka,³⁷ Y. Tanaka,⁵⁴ S. Taneja,⁷¹ K. Tanida,^{33, 40, 64, 65, 69} M.J. Tannenbaum,⁸ S. Tarafdar,^{4, 77}
 A. Taranenko,^{56, 70} P. Tarján,¹⁸ E. Tennant,⁵⁸ H. Themann,⁷¹ D. Thomas,¹ T.L. Thomas,⁵⁷ R. Tieulent,⁴⁷
 T. Todoroki,^{64, 65, 76} M. Togawa,^{40, 64, 65} A. Toia,⁷¹ J. Tojo,⁶⁴ L. Tomášek,³¹ M. Tomášek,^{16, 31} Y. Tomita,⁷⁶
 H. Torii,^{26, 64} R.S. Towell,¹ V.-N. Tram,⁴¹ I. Tserruya,⁷⁹ Y. Tsuchimoto,^{13, 26, 64} T. Tsuji,¹³ S.K. Tuli,^{4, *}
 H. Tydesjö,⁴⁶ N. Tyurin,²⁸ Y. Ueda,²⁶ B. Ujvari,¹⁸ C. Vale,^{8, 32} H. Valle,⁷⁷ H.W. van Hecke,⁴⁴ M. Vargyas,^{19, 80}
 E. Vazquez-Zambrano,¹⁵ A. Veicht,^{15, 29} J. Velkovska,⁷⁷ R. Vértesi,^{18, 80} A.A. Vinogradov,³⁹ M. Virius,¹⁶
 A. Vossen,²⁹ V. Vrba,^{16, 31} E. Vznuzdaev,⁶³ M. Wagner,^{40, 64} D. Walker,⁷¹ X.R. Wang,^{58, 65} D. Watanabe,²⁶
 K. Watanabe,⁷⁶ Y. Watanabe,^{64, 65} Y.S. Watanabe,¹³ F. Wei,^{32, 58} R. Wei,⁷⁰ J. Wessels,⁵¹ S.N. White,⁸ N. Willis,⁶¹
 D. Winter,¹⁵ S. Wolin,²⁹ C.P. Wong,²⁴ C.L. Woody,⁸ R.M. Wright,¹ M. Wysocki,^{14, 60} B. Xia,⁵⁹ W. Xie,^{9, 65}
 C. Xu,⁵⁸ Q. Xu,⁷⁷ Y.L. Yamaguchi,^{13, 64, 65, 71, 78} K. Yamaura,²⁶ R. Yang,²⁹ A. Yanovich,²⁸ Z. Yasin,⁹ J. Ying,²⁴
 S. Yokkaichi,^{64, 65} J.H. Yoo,³⁸ Z. You,^{44, 62} G.R. Young,⁶⁰ I. Younus,^{42, 57} H. Yu,⁵⁸ I.E. Yushmanov,³⁹ W.A. Zajc,¹⁵
 O. Zaudtke,⁵¹ A. Zelenski,⁷ C. Zhang,^{15, 60} S. Zharko,⁶⁷ S. Zhou,¹² J. Zimanyi,^{80, *} L. Zolin,³⁴ and L. Zou⁹

(PHENIX Collaboration)

¹Abilene Christian University, Abilene, Texas 79699, USA

²Institute of Physics, Academia Sinica, Taipei 11529, Taiwan

³Department of Physics, Augustana University, Sioux Falls, South Dakota 57197, USA

⁴Department of Physics, Banaras Hindu University, Varanasi 221005, India

⁵Bhabha Atomic Research Centre, Bombay 400 085, India

⁶Baruch College, City University of New York, New York, New York, 10010 USA

⁷Collider-Accelerator Department, Brookhaven National Laboratory, Upton, New York 11973-5000, USA

⁸Physics Department, Brookhaven National Laboratory, Upton, New York 11973-5000, USA

- ⁹ *University of California-Riverside, Riverside, California 92521, USA*
- ¹⁰ *Charles University, Ovocný trh 5, Praha 1, 116 36, Prague, Czech Republic*
- ¹¹ *Chonbuk National University, Jeonju, 561-756, Korea*
- ¹² *Science and Technology on Nuclear Data Laboratory, China Institute of Atomic Energy, Beijing 102413, People's Republic of China*
- ¹³ *Center for Nuclear Study, Graduate School of Science, University of Tokyo, 7-3-1 Hongo, Bunkyo, Tokyo 113-0033, Japan*
- ¹⁴ *University of Colorado, Boulder, Colorado 80309, USA*
- ¹⁵ *Columbia University, New York, New York 10027 and Nevis Laboratories, Irvington, New York 10533, USA*
- ¹⁶ *Czech Technical University, Zikova 4, 166 36 Prague 6, Czech Republic*
- ¹⁷ *Dapnia, CEA Saclay, F-91191, Gif-sur-Yvette, France*
- ¹⁸ *Debrecen University, H-4010 Debrecen, Egyetem tér 1, Hungary*
- ¹⁹ *ELTE, Eötvös Loránd University, H-1117 Budapest, Pázmány P. s. 1/A, Hungary*
- ²⁰ *Eszterházy Károly University, Károly Róbert Campus, H-3200 Gyöngyös, Mátrai út 36, Hungary*
- ²¹ *Ewha Womans University, Seoul 120-750, Korea*
- ²² *Florida Institute of Technology, Melbourne, Florida 32901, USA*
- ²³ *Florida State University, Tallahassee, Florida 32306, USA*
- ²⁴ *Georgia State University, Atlanta, Georgia 30303, USA*
- ²⁵ *Hanyang University, Seoul 133-792, Korea*
- ²⁶ *Hiroshima University, Kagamiyama, Higashi-Hiroshima 739-8526, Japan*
- ²⁷ *Department of Physics and Astronomy, Howard University, Washington, DC 20059, USA*
- ²⁸ *IHEP Protvino, State Research Center of Russian Federation, Institute for High Energy Physics, Protvino, 142281, Russia*
- ²⁹ *University of Illinois at Urbana-Champaign, Urbana, Illinois 61801, USA*
- ³⁰ *Institute for Nuclear Research of the Russian Academy of Sciences, prospekt 60-letiya Oktyabrya 7a, Moscow 117312, Russia*
- ³¹ *Institute of Physics, Academy of Sciences of the Czech Republic, Na Slovance 2, 182 21 Prague 8, Czech Republic*
- ³² *Iowa State University, Ames, Iowa 50011, USA*
- ³³ *Advanced Science Research Center, Japan Atomic Energy Agency, 2-4 Shirakata Shirane, Tokai-mura, Naka-gun, Ibaraki-ken 319-1195, Japan*
- ³⁴ *Joint Institute for Nuclear Research, 141980 Dubna, Moscow Region, Russia*
- ³⁵ *Helsinki Institute of Physics and University of Jyväskylä, P.O.Box 35, FI-40014 Jyväskylä, Finland*
- ³⁶ *KAERI, Cyclotron Application Laboratory, Seoul, Korea*
- ³⁷ *KEK, High Energy Accelerator Research Organization, Tsukuba, Ibaraki 305-0801, Japan*
- ³⁸ *Korea University, Seoul, 02841, Korea*
- ³⁹ *National Research Center "Kurchatov Institute", Moscow, 123098 Russia*
- ⁴⁰ *Kyoto University, Kyoto 606-8502, Japan*
- ⁴¹ *Laboratoire Leprince-Ringuet, Ecole Polytechnique, CNRS-IN2P3, Route de Saclay, F-91128, Palaiseau, France*
- ⁴² *Physics Department, Lahore University of Management Sciences, Lahore 54792, Pakistan*
- ⁴³ *Lawrence Livermore National Laboratory, Livermore, California 94550, USA*
- ⁴⁴ *Los Alamos National Laboratory, Los Alamos, New Mexico 87545, USA*
- ⁴⁵ *LPC, Université Blaise Pascal, CNRS-IN2P3, Clermont-Fd, 63177 Aubiere Cedex, France*
- ⁴⁶ *Department of Physics, Lund University, Box 118, SE-221 00 Lund, Sweden*
- ⁴⁷ *IPNL, CNRS/IN2P3, Univ Lyon, Université Lyon 1, F-69622, Villeurbanne, France*
- ⁴⁸ *University of Maryland, College Park, Maryland 20742, USA*
- ⁴⁹ *Department of Physics, University of Massachusetts, Amherst, Massachusetts 01003-9337, USA*
- ⁵⁰ *Department of Physics, University of Michigan, Ann Arbor, Michigan 48109-1040, USA*
- ⁵¹ *Institut für Kernphysik, University of Münster, D-48149 Münster, Germany*
- ⁵² *Muhlenberg College, Allentown, Pennsylvania 18104-5586, USA*
- ⁵³ *Myongji University, Yongin, Kyonggido 449-728, Korea*
- ⁵⁴ *Nagasaki Institute of Applied Science, Nagasaki-shi, Nagasaki 851-0193, Japan*
- ⁵⁵ *Nara Women's University, Kita-uoya Nishi-machi Nara 630-8506, Japan*
- ⁵⁶ *National Research Nuclear University, MEPhI, Moscow Engineering Physics Institute, Moscow, 115409, Russia*
- ⁵⁷ *University of New Mexico, Albuquerque, New Mexico 87131, USA*
- ⁵⁸ *New Mexico State University, Las Cruces, New Mexico 88003, USA*
- ⁵⁹ *Department of Physics and Astronomy, Ohio University, Athens, Ohio 45701, USA*
- ⁶⁰ *Oak Ridge National Laboratory, Oak Ridge, Tennessee 37831, USA*
- ⁶¹ *IPN-Orsay, Univ. Paris-Sud, CNRS/IN2P3, Université Paris-Saclay, BP1, F-91406, Orsay, France*
- ⁶² *Peking University, Beijing 100871, People's Republic of China*
- ⁶³ *PNPI, Petersburg Nuclear Physics Institute, Gatchina, Leningrad region, 188300, Russia*
- ⁶⁴ *RIKEN Nishina Center for Accelerator-Based Science, Wako, Saitama 351-0198, Japan*
- ⁶⁵ *RIKEN BNL Research Center, Brookhaven National Laboratory, Upton, New York 11973-5000, USA*
- ⁶⁶ *Physics Department, Rikkyo University, 3-34-1 Nishi-Ikebukuro, Toshima, Tokyo 171-8501, Japan*
- ⁶⁷ *Saint Petersburg State Polytechnic University, St. Petersburg, 195251 Russia*
- ⁶⁸ *Universidade de São Paulo, Instituto de Física, Caixa Postal 66318, São Paulo CEP05315-970, Brazil*
- ⁶⁹ *Department of Physics and Astronomy, Seoul National University, Seoul 151-742, Korea*
- ⁷⁰ *Chemistry Department, Stony Brook University, SUNY, Stony Brook, New York 11794-3400, USA*

⁷¹*Department of Physics and Astronomy, Stony Brook University, SUNY, Stony Brook, New York 11794-3800, USA*

⁷²*SUBATECH (Ecole des Mines de Nantes, CNRS-IN2P3, Université de Nantes) BP 20722-44307, Nantes, France*

⁷³*Sungkyunkwan University, Suwon, 440-746, Korea*

⁷⁴*University of Tennessee, Knoxville, Tennessee 37996, USA*

⁷⁵*Department of Physics, Tokyo Institute of Technology, Oh-okayama, Meguro, Tokyo 152-8551, Japan*

⁷⁶*Tomonaga Center for the History of the Universe, University of Tsukuba, Tsukuba, Ibaraki 305, Japan*

⁷⁷*Vanderbilt University, Nashville, Tennessee 37235, USA*

⁷⁸*Waseda University, Advanced Research Institute for Science and*

Engineering, 17 Kikui-cho, Shinjuku-ku, Tokyo 162-0044, Japan

⁷⁹*Weizmann Institute, Rehovot 76100, Israel*

⁸⁰*Institute for Particle and Nuclear Physics, Wigner Research Centre for Physics, Hungarian Academy of Sciences (Wigner RCP, RMKI) H-1525 Budapest 114, POBox 49, Budapest, Hungary*

⁸¹*Yonsei University, IPAP, Seoul 120-749, Korea*

⁸²*Department of Physics, Faculty of Science, University of Zagreb, Bijenička c. 32 HR-10002 Zagreb, Croatia*

(Dated: August 14, 2019)

The PHENIX collaboration presents first measurements of low-momentum ($0.4 < p_T < 3$ GeV/ c) direct-photon yields from Au+Au collisions at $\sqrt{s_{NN}}=39$ and 62.4 GeV. For both beam energies the direct-photon yields are substantially enhanced with respect to expectations from prompt processes, similar to the yields observed in Au+Au collisions at $\sqrt{s_{NN}}=200$. Analyzing the photon yield as a function of the experimental observable $dN_{ch}/d\eta$ reveals that the low-momentum (>1 GeV/ c) direct-photon yield $dN_{\gamma}^{dir}/d\eta$ is a smooth function of $dN_{ch}/d\eta$ and can be well described as proportional to $(dN_{ch}/d\eta)^{\alpha}$ with $\alpha \approx 1.25$. This scaling behavior holds for a wide range of beam energies at the Relativistic Heavy Ion Collider and the Large Hadron Collider, for centrality selected samples, as well as for different, $A+A$ collision systems. At a given beam energy the scaling also holds for high p_T (> 5 GeV/ c) but when results from different collision energies are compared, an additional $\sqrt{s_{NN}}$ -dependent multiplicative factor is needed to describe the integrated-direct-photon yield.

Measurements of direct photons provide information about the strongly coupled quark-gluon plasma (QGP) produced in heavy ion collisions and its “fireball” evolution to hadron resonance matter. Due to their long mean free path photons do not interact with the matter and thus their spectra provide information about all stages of the collision integrated over space and time [1–3]. In particular low p_T photons in the momentum range up to a few GeV/ c are expected to carry information about the hot and dense fireball.

In experiments direct photons are detected simultaneously with a much larger number of photons from hadron decays, mostly from π^0 and η mesons. The main challenge is to subtract these decay contributions from the measurement to obtain the photons directly emitted from the collision. In addition to photons from the hot fireball, direct photons include those emitted from initial hard scattering processes, such as quark-gluon Compton scattering among the incoming partons [4]. Disentangling this prompt component from the photons emitted from the fireball is an additional challenge.

First evidence for direct photon emission from heavy ion collisions came from WA98 [5, 6], with conclusive results only for $p_T > 1.5$ GeV/ c . PHENIX established that a large number of low p_T direct photons are radiated from the fireball created in Au+Au collisions at $\sqrt{s_{NN}} = 200$ GeV [7] and that their yield increases with a power of N_{part} while the inverse slopes of the spectra are independent of the centrality of the collisions [8]. Simultaneously, low p_T direct photon emission exhibits a significant azimuthal anisotropy with respect to the

action plane [9, 10].

ALICE has published [11, 12] similar observations of low p_T direct photons from Pb+Pb collisions at $\sqrt{s_{NN}} = 2760$ GeV. STAR also reported a measurement of the direct photon yields in Au+Au at $\sqrt{s_{NN}} = 200$ GeV [13], the published yields are significantly lower compared to PHENIX results. The origin of the discrepancy remains unresolved [14].

A large body of theoretical work on low p_T direct photon emission in $A+A$ collisions exists in the literature. Many model calculations are qualitatively consistent with the data, but a quantitative description remains difficult, primarily due to the simultaneous observation of large yields and large azimuthal anisotropies [15–38].

To provide further insights, PHENIX is investigating the system size dependence of direct photon emission from heavy ion collisions by varying beam energy, centrality, and collision species. In this publication we present low- p_T direct photon data from Au+Au collisions at $\sqrt{s_{NN}} = 39$ GeV and 62.4 GeV taken with the PHENIX experiment in 2010. We compare the centrality selected spectra and integrated yields from Au+Au to those from $p+p$ collisions at $\sqrt{s_{NN}} = 200$ GeV [7, 8], Cu+Cu collisions at $\sqrt{s_{NN}} = 200$ GeV [39], and Pb+Pb collisions at $\sqrt{s_{NN}} = 2760$ GeV [11]. This study covers a factor of 70 in $\sqrt{s_{NN}}$ and nearly two orders of magnitude in system size.

The 39 and 62.4 GeV direct photon spectra are obtained from two data samples of minimum-bias (MB) Au+Au collisions that have a total of 7.79×10^7 and 2.12×10^8 events, respectively. The MB trigger and cen-

trality selection is derived from data taken with the PHENIX beam-beam counters [40]. The data analysis uses the same techniques deployed for the analysis of the $\sqrt{s_{NN}} = 200$ GeV Au+Au data [8], which were taken in the same year under nearly identical conditions. Here we give a brief overview of the setup and data analysis, and refer to our previous publication for more details [8].

Photons are reconstructed through their conversion to e^+e^- pairs in the detector material, specifically the readout boards of the hadron blind detector (HBD) [41] that are located at a radius of 60 cm from the beam axes. The trajectories and momenta of the e^+ and e^- are determined by the central arm tracking detectors [42]. Each of the two central arms covers 90° in azimuth and a rapidity range of $|\eta| < 0.35$. A transverse momentum cut, $p_T > 200$ MeV/c, is applied to each trajectory. To identify trajectories as e^+ or e^- candidates, we require a minimum of three associated signals in the ring-imaging Čerenkov detector [43] and that the energy measured in the electromagnetic calorimeter (EMCal) [44] matches the measured momentum ($E/p > 0.5$).

All e^+ and e^- reconstructed in the same arm are matched to pairs. In the 2010 setup there is no tracking near the collision point, so the origin of an individual track is unknown. Thus, for each e^+e^- pair the mass is calculated twice: first assuming the pair originated at the event vertex (m_{vtx}), then assuming the e^+e^- is a conversion pair from the HBD readout boards (m_{HBD}). In the latter case, m_{HBD} will be consistent with zero, within a mass resolution of a few MeV/c², while m_{vtx} will be about 12 MeV/c². With a cut on both masses a sample of photon conversion is selected with a purity of about 99%. The combinatorial background is negligible, because the conversion material, in radiation length $X/X_0 \approx 3\%$, is about 10 times thicker than materials closer to the vertex; and it is at a relatively large distance from the event vertex. The 1% contamination is mostly from π^0 Dalitz decays, $\pi^0 \rightarrow \gamma e^+e^-$, and from conversions in front of the HBD readout boards.

The direct photon content in the photon sample is determined by the ratio R_γ , which is the ratio of all emitted photons (γ^{incl}) to those from hadron decays (γ^{hadron}). The ratio R_γ is determined from a double ratio:

$$R_\gamma = \frac{\gamma^{\text{incl}}}{\gamma^{\text{hadron}}} = \frac{\langle \varepsilon_\gamma f \rangle \left(N_\gamma^{\text{incl}} / N_\gamma^{\pi^0, \text{tag}} \right)_{\text{Data}}}{\left(\gamma^{\text{hadron}} / \gamma^{\pi^0} \right)_{\text{Sim}}}. \quad (1)$$

All quantities in this double ratio are functions of the conversion photon p_T^{ee} . The measured quantities are the number of detected conversion photons N_γ^{incl} and the subset of those that are tagged as π^0 decay photon $N_\gamma^{\pi^0, \text{tag}}$. The tagged photons $N_\gamma^{\pi^0, \text{tag}}$ are determined statistically in bins of the p_T^{ee} . Each conversion photon is paired with all showers with $E > 400$ MeV measured in the EMCal of the same arm. The invariant $e^+e^- \gamma$ mass is

calculated and the counts above the combinatorial background in the π^0 mass peak give $N_\gamma^{\pi^0, \text{tag}}$. To convert the ratio $N_\gamma^{\text{incl}} / N_\gamma^{\pi^0, \text{tag}}$ to $\gamma^{\text{incl}} / \gamma^{\pi^0}$ only $N_\gamma^{\pi^0, \text{tag}}$ needs to be corrected for the momentum averaged conditional acceptance-efficiency $\langle \varepsilon_\gamma f \rangle$ that the second decay photon can be reconstructed in the EMCal. All other corrections to the numerator and denominator cancel [8]. Because rather loose cuts are applied to the EMCal showers, $\langle \varepsilon_\gamma f \rangle$ is mostly determined by the π^0 decay kinematics, the detector geometry, and the energy cut. Thus, $\langle \varepsilon_\gamma f \rangle$ can be calculated to a few percent accuracy using a Monte-Carlo simulation of π^0 decays. Photons from pions are determined from the measured π^0 spectra [45] and two body decay kinematics. The spectrum of decay photons (γ^{hadron}) is derived from γ^{π^0} and the η/π^0 ratio [46], which is independent of collision system and energy, with additional contribution from heavier mesons of about 4%.

Once R_γ is established, the direct photon spectrum can be calculated as:

$$\gamma^{\text{direct}} = (R_\gamma - 1) \gamma^{\text{hadron}}. \quad (2)$$

The uncertainty on γ^{hadron} , approximately 10% [8], cancels in R_γ (with that of γ^{π^0} in Eq. (1)) but has to be applied to γ^{direct} . The systematic uncertainties on the 39 and 62.4 GeV data are similar in magnitude to those for 200 GeV presented in [8]. For integrated yield we treat every systematic uncertainty as p_T -correlated in the interest of consistency throughout the different data sets.

Figure 1 shows the invariant yield of direct photons normalized to $(dN_{\text{ch}}/d\eta)^{1.25}$, this normalization is discussed below. Panel (a) shows Au+Au MB data at $\sqrt{s_{NN}} = 62.4$ and 39 GeV, panel (b) gives Au+Au data in three centrality classes at 200 GeV, and panel (c) compares data from different beam energies and systems. Below 3 GeV/c the 62.4 and 39 GeV data show substantial direct photon yields, which are comparable in magnitude and spectral shape, albeit within large uncertainties. For 62.4 GeV we can also extract a direct photon signal for 0%–20% and 20%–40% centrality selection and find that the direct photon yield increases with centrality. All observations are similar to those already published for Au+Au collisions at $\sqrt{s_{NN}} = 200$ GeV [8].

To compare data from different beam energies, collisions species, and collision centralities we use the measured charged particle multiplicity $dN_{\text{ch}}/d\eta$ as measure of the system size at hadronization. For a fixed beam energy $dN_{\text{ch}}/d\eta$ is roughly proportional N_{part} . However, unlike N_{part} , $dN_{\text{ch}}/d\eta$ does not saturate but increases monotonically with beam energy for collisions of the same nuclei at the same impact parameter.

Direct photon production at high p_T results from hard scattering, which at a fixed $\sqrt{s_{NN}}$ scales with the number of binary collisions N_{coll} . We find that N_{coll} exhibits a remarkably simple relation with the $dN_{\text{ch}}/d\eta$ that takes

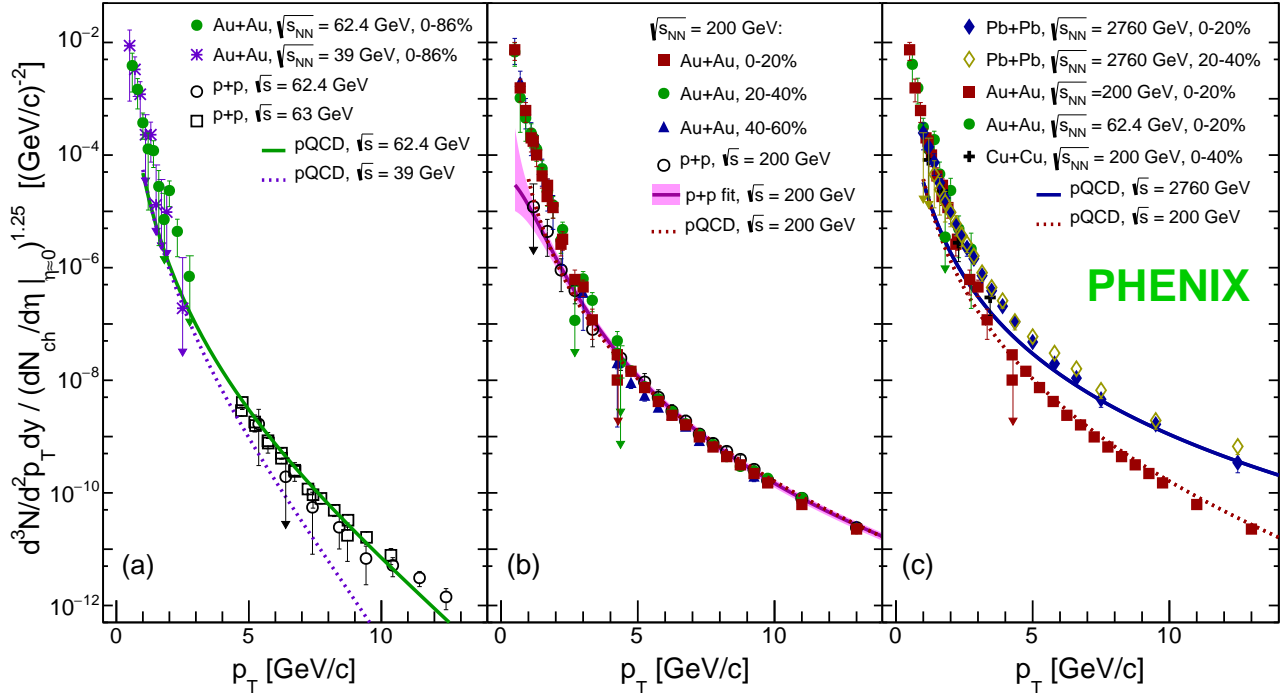


FIG. 1. Direct photon spectra normalized by $(dN_{ch}/d\eta)^{1.25}$ for Au+Au at 39 and 64.2 GeV (a) and (b) at 200 GeV [8]; panel (c) compares for different A+A systems at different $\sqrt{s_{NN}}$ [11, 39]. Panels (a) and (b) also show $p+p$ data [8, 47–49]. All panels show pQCD calculations for the corresponding \sqrt{s} [20, 50]. The errors shown are the quadratic sum of systematic and statistical uncertainties. Uncertainties on the $dN_{ch}/d\eta$ are not included.

the form:

$$N_{\text{coll}} = \frac{1}{SY(\sqrt{s_{NN}})} \times \left(\frac{dN_{ch}}{d\eta} \right)^\alpha \quad (3)$$

This is shown in Fig. 2 where N_{coll} is plotted versus $dN_{ch}/d\eta$ for different $\sqrt{s_{NN}}$. PHENIX data are taken from [51] and ALICE data at $\sqrt{s_{NN}} = 2760$ GeV are from [52]. The exponent α is determined through a simultaneous fit to all data shown in Fig. 2 and found to be $\alpha = 1.25 \pm 0.02$. The specific yield SY increases logarithmically with $\sqrt{s_{NN}}$ as $SY(\sqrt{s_{NN}}) = (0.976 \pm 0.054) \log(\sqrt{s_{NN}}) - (1.827 \pm 0.253)$.

Figure 1 depicts the direct photon yield for different beam energies and centralities normalized by $(dN_{ch}/d\eta)^{1.25}$. In panel (b) three different centrality selections of Au+Au collisions at $\sqrt{s_{NN}} = 200$ GeV are shown together with data from $p+p$ at the same beam energy. The normalized spectra from Au+Au are very similar for all three centrality selections. Above 3–4 GeV/c the normalized yield is the same as for $p+p$ collisions and can be reproduced by perturbative quantum chromodynamics (pQCD) calculations with a renormalization and factorization scale of $\mu = 0.5p_T$ [50, 53]. Here the pQCD calculation was normalized to the experimental $dN_{ch}/d\eta$ for $\sqrt{s} = 200$ GeV from [54]. Also shown on (b) is an empirical fit to the $p+p$ data [55] of the form

$a(1 + p_T^2/b)^c$ [39]. Below 2–3 GeV/c the normalized yield in Au+Au collisions is significantly enhanced compared to that in $p+p$ collisions, but follows the same scaling behavior with $(dN_{ch}/d\eta)^{1.25}$ independent of centrality.

Panels (a) and (c) of Fig. 1 show that for p_T below 2–3 GeV/c the same scaling with $(dN_{ch}/d\eta)^{1.25}$ occurs for different $\sqrt{s_{NN}}$ and collisions systems. Below 2 GeV/c the spectra have very similar shape. We note that the apparent difference of the inverse slopes reported by PHENIX [8] and ALICE [11] is largely due to the different fit ranges used [56].

At higher p_T the expected difference with $\sqrt{s_{NN}}$ is observed. Like for $\sqrt{s_{NN}} = 200$ GeV, at high p_T the 2760 GeV data are well reproduced by the pQCD calculation, though only above 5–6 GeV/c rather than 3–4 GeV/c. Note that the extrapolated pQCD calculations for $p+p$ at different \sqrt{s} seem to converge to the same normalized yield at low p_T , but at a tenth of the A+A yield.

We quantify direct photon emission by integrating the invariant yield above $p_T = 1.0$ GeV/c and $p_T = 5.0$ GeV/c. The integrals with the lower threshold will be dominated by excess low p_T photons unique to A+A collisions, while the integrals with the higher threshold are more sensitive to photons from initial hard scattering processes. The re-

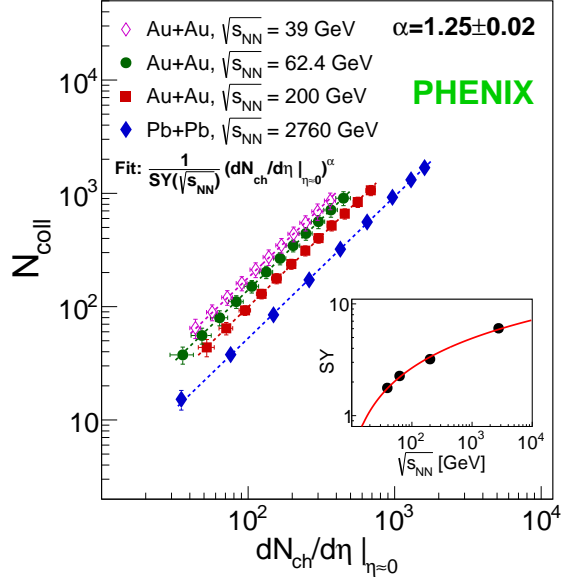


FIG. 2. Number of binary collisions, N_{coll} , vs. $dN_{\text{ch}}/d\eta$, for four beam energies. The errors shown reflect the uncertainty of N_{coll} from the Glauber calculation. Fitting Eq. (3) simultaneously to all data with a common α results in $\alpha = 1.25$ and a $\sqrt{s_{NN}}$ dependence SY as shown in the text below Eq. (3).

sults are shown in Figs. 3 and 4 as a function of $dN_{\text{ch}}/d\eta$. Also plotted are power-law functions $A(dN_{\text{ch}}/d\eta)^\alpha$ with fixed $\alpha = 1.25$ and a normalization fitted to the data.

For A+A collisions the integrated yields for the 1.0 GeV/c threshold, shown in Fig. 3, scale as $(7.140 \pm 0.265) \times 10^{-4} \times (dN_{\text{ch}}/d\eta)^{1.250}$. We find the same scaling if α is not constrained: $(8.300 \pm 1.680) \times 10^{-4} \times (dN_{\text{ch}}/d\eta)^{1.225 \pm 0.034}$. The A+A points are compared to the integrated yield for $\sqrt{s} = 200$ GeV $p+p$ obtained from the fit to the data, which is scaled with N_{coll} to the corresponding $dN_{\text{ch}}/d\eta$ for each $\sqrt{s_{NN}} = 200$ GeV A+A point. The width of the band is given by the combined uncertainties on the fit function and N_{coll} . It is parallel to the A+A trend but lower by about an order of magnitude. Also shown are the scaled integrated yields from pQCD calculations for $\sqrt{s} = 62.4, 200,$ and 2760 GeV, consistent with the band independent of beam energy.

For the p_T threshold of 5 GeV/c the integrated yields from Au+Au and $p+p$ at 200 GeV follow the same $(dN_{\text{ch}}/d\eta)^{1.25}$ trend, and are described by the pQCD calculation. The 2760 GeV data are also consistent with $(dN_{\text{ch}}/d\eta)^{1.25}$ but show a significantly higher yield than at 200 GeV data at the same $dN_{\text{ch}}/d\eta$. The N_{coll} scaled pQCD calculation is about 30% below the data, which may not be significant considering the 25% systematic uncertainty on the calculation.

While the functional form $A(dN_{\text{ch}}/d\eta)^\alpha$ describes the integrated direct photon yields well, it is not unique.

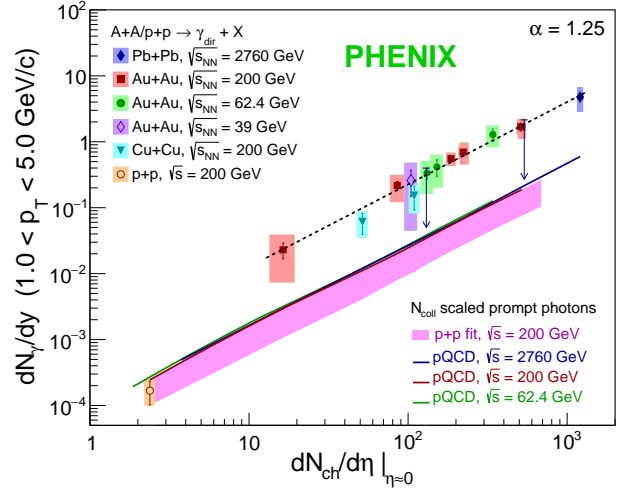


FIG. 3. Integrated direct photon yield ($p_T > 1.0$ GeV/c) vs. $dN_{\text{ch}}/d\eta$, for data sets shown in Fig. 1. The dashed line is a power law fit with a fixed slope of $\alpha = 1.25$. The two upper limits correspond to the data in 20%–40% and 40%–80% Pb+Pb collisions at $\sqrt{s_{NN}} = 2760$ GeV. The integrated yields of the fit to $p+p$ data and of the pQCD calculations are shown as well, both scaled by N_{coll} [20, 50].

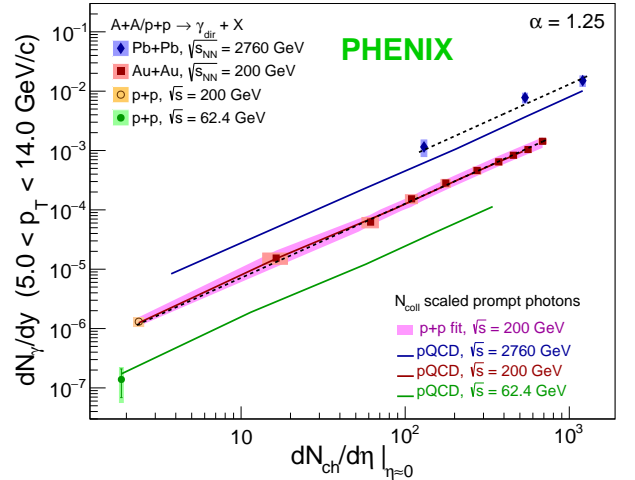


FIG. 4. Integrated direct photon yield ($p_T > 5.0$ GeV/c) vs. $dN_{\text{ch}}/d\eta$, for different data sets. The dashed lines show power law fits to the data with fixed slope of $\alpha = 1.25$. Integrated yields from pQCD calculations scaled by N_{coll} are also shown.

For instance the data can be equally well fitted by $A(dN_{\text{ch}}/d\eta) + B(dN_{\text{ch}}/d\eta)^{4/3}$ [57]. For the data in Fig. 3 this fit results in parameters $A = (8.68 \pm 3.06) \cdot 10^{-4}$ and $B = (3.09 \pm 0.45) \cdot 10^{-4}$. The important point is that A+A data from different centralities and a wide range of collision energies can be empirically described in terms of $dN_{\text{ch}}/d\eta$ with just two parameters, suggesting some fundamental commonality in the underlying physics.

There are two main conclusions from the analyses pre-

sented in this paper. (i) At a given beam energy the direct photon yield scales with $dN_{\text{ch}}/d\eta^{1.25}$ or N_{coll} for all observed p_T . There seems to be no qualitative change in the photon sources and/or their relative contributions for different collision centrality or system size. (ii) From $\sqrt{s_{NN}} = 39$ to 2760 GeV the same scaling is observed for $p_T < 2$ GeV/ c . This suggests that the main sources contributing to this p_T range are very similar also across beam energies.

If thermal radiation is the source of low p_T direct photons, the similarity at the same $dN_{\text{ch}}/d\eta$ across beam energies and centralities for $p_T \lesssim 2$ GeV/ c , suggests that the bulk of the matter that emits the radiation is similar in terms of temperature and space time evolution. This would be natural, if most of the photons are emitted near the transition from QGP to hadrons.

While at high p_T the scaled yields in $p+p$ and A+A are identical, at low p_T they differ by a factor of 10. This implies that there must be a transition from the small $p+p$ yield to the enhanced A+A-like low p_T yields in the $dN_{\text{ch}}/d\eta$ range of ≈ 2 to 20, which will be accessible with the data taken by PHENIX with small systems $p+\text{Au}$, $d+\text{Au}$, and $^3\text{He}+\text{Au}$.

We thank the staff of the Collider-Accelerator and Physics Departments at Brookhaven National Laboratory and the staff of the other PHENIX participating institutions for their vital contributions. We acknowledge support from the Office of Nuclear Physics in the Office of Science of the Department of Energy, the National Science Foundation, Abilene Christian University Research Council, Research Foundation of SUNY, and Dean of the College of Arts and Sciences, Vanderbilt University (U.S.A), Ministry of Education, Culture, Sports, Science, and Technology and the Japan Society for the Promotion of Science (Japan), Conselho Nacional de Desenvolvimento Científico e Tecnológico and Fundação de Amparo à Pesquisa do Estado de São Paulo (Brazil), Natural Science Foundation of China (People's Republic of China), Croatian Science Foundation and Ministry of Science and Education (Croatia), Ministry of Education, Youth and Sports (Czech Republic), Centre National de la Recherche Scientifique, Commissariat à l'Énergie Atomique, and Institut National de Physique Nucléaire et de Physique des Particules (France), Bundesministerium für Bildung und Forschung, Deutscher Akademischer Austausch Dienst, and Alexander von Humboldt Stiftung (Germany), J. Bolyai Research Scholarship, EFOP, the New National Excellence Program (ÚNKP), NKFIH, and OTKA (Hungary), Department of Atomic Energy and Department of Science and Technology (India), Israel Science Foundation (Israel), Basic Science Research Program through NRF of the Ministry of Education (Korea), Physics Department, Lahore University of Management Sciences (Pakistan), Ministry of Education and Science, Russian Academy of Sciences, Federal Agency of Atomic Energy (Russia), VR and Wallenberg Foundation (Swe-

den), the U.S. Civilian Research and Development Foundation for the Independent States of the Former Soviet Union, the Hungarian American Enterprise Scholarship Fund, the US-Hungarian Fulbright Foundation, and the US-Israel Binational Science Foundation.

* Deceased

† PHENIX Spokesperson: akiba@rcf.rhic.bnl.gov

- [1] P. Stankus, "Direct photon production in relativistic heavy-ion collisions," *Ann. Rev. Nucl. Part. Sci.* **55**, 517 (2005).
- [2] G. David, R. Rapp, and Z. Xu, "Electromagnetic Probes at RHIC-II," *Phys. Rept.* **462**, 176 (2008).
- [3] O. Linnyk, E. L. Bratkovskaya, and W. Cassing, "Effective QCD and transport description of dilepton and photon production in heavy-ion collisions and elementary processes," *Prog. Part. Nucl. Phys.* **87**, 50 (2016).
- [4] H. Fritzsche and P. Minkowski, "Measuring QCD Compton Effects," *Phys. Lett. B* **69**, 316 (1977).
- [5] M. M. Aggarwal *et al.* (WA98 Collaboration), "Interferometry of direct photons in central Pb-208+Pb-208 collisions at 158-A-GeV," *Phys. Rev. Lett.* **93**, 022301 (2004).
- [6] M. M. Aggarwal *et al.* (WA98 Collaboration), "Observation of direct photons in central 158-A-GeV Pb-208 + Pb-208 collisions," *Phys. Rev. Lett.* **85**, 3595 (2000).
- [7] A. Adare *et al.* (PHENIX Collaboration), "Enhanced production of direct photons in Au+Au collisions at $\sqrt{s_{NN}} = 200$ GeV and implications for the initial temperature," *Phys. Rev. Lett.* **104**, 132301 (2010).
- [8] A. Adare *et al.* (PHENIX Collaboration), "Centrality dependence of low-momentum direct-photon production in Au+Au collisions at $\sqrt{s_{NN}} = 200$ GeV," *Phys. Rev. C* **91**, 064904 (2015).
- [9] A. Adare *et al.* (PHENIX Collaboration), "Observation of direct-photon collective flow in $\sqrt{s_{NN}} = 200$ GeV Au+Au collisions," *Phys. Rev. Lett.* **109**, 122302 (2012).
- [10] A. Adare *et al.* (PHENIX Collaboration), "Azimuthally anisotropic emission of low-momentum direct photons in Au+Au collisions at $\sqrt{s_{NN}} = 200$ GeV," *Phys. Rev. C* **94**, 064901 (2016).
- [11] J. Adam *et al.* (ALICE Collaboration), "Direct photon production in Pb-Pb collisions at $\sqrt{s_{NN}} = 2760$ GeV," *Phys. Lett. B* **754**, 235 (2016).
- [12] D. Lohner (ALICE Collaboration), "Measurement of Direct-Photon Elliptic Flow in Pb-Pb Collisions at $\sqrt{s_{NN}} = 2760$ GeV," *Proceedings, Workshop for Young Scientists on the Physics of Ultrarelativistic Nucleus-Nucleus Collisions (Hot Quarks 2012): Copamarina, Puerto Rico, October 14-20, 2012*, *J. Phys. Conf. Ser.* **446**, 012028 (2013).
- [13] L. Adamczyk *et al.* (STAR Collaboration), "Direct virtual photon production in Au+Au collisions at $\sqrt{s_{NN}} = 200$ GeV," *Phys. Lett. B* **770**, 451 (2017).
- [14] We note that PHENIX has published consistent results from several independent analyses with different methods, using virtual photons [7], which is the method adopted by STAR [13], and using photon conversions in the detector material [8]. A third method using photons measured through their energy deposited in the electromagnetic calorimeter to reconstruct low p_T photons has

- not been published [58], but gives consistent results as well.
- [15] H. van Hees, C. Gale, and R. Rapp, “Thermal Photons and Collective Flow at the Relativistic Heavy-Ion Collider,” *Phys. Rev. C* **84**, 054906 (2011).
- [16] H. van Hees, Min He, and R. Rapp, “Pseudo-critical enhancement of thermal photons in relativistic heavy-ion collisions?” *Nucl. Phys. A* **933**, 256 (2015).
- [17] M. Dion, J.-F. Paquet, B. Schenke, Clint Young, S. Jeon, and C. Gale, “Viscous photons in relativistic heavy ion collisions,” *Phys. Rev. C* **84**, 064901 (2011).
- [18] C. Shen, U. W. Heinz, J.-F. Paquet, and C. Gale, “Thermal photons as a quark-gluon plasma thermometer reexamined,” *Phys. Rev. C* **89**, 044910 (2014).
- [19] C. Shen, J. F. Paquet, G. S. Denicol, S. Jeon, and C. Gale, “Thermal photon radiation in high multiplicity p +Pb collisions at the Large Hadron Collider,” *Phys. Rev. Lett.* **116**, 072301 (2016).
- [20] J. F. Paquet, C. Shen, Gabriel S. Denicol, M. Luzum, B. Schenke, S. Jeon, and C. Gale, “Production of photons in relativistic heavy-ion collisions,” *Phys. Rev. C* **93**, 044906 (2016).
- [21] E. L. Bratkovskaya, S. M. Kiselev, and G. B. Sharkov, “Direct photon production from hadronic sources in high-energy heavy-ion collisions,” *Phys. Rev. C* **78**, 034905 (2008).
- [22] E. L. Bratkovskaya, “Phenomenology of photon and dilepton production in relativistic nuclear collisions,” *Proceedings, 24th International Conference on Ultra-Relativistic Nucleus-Nucleus Collisions (Quark Matter 2014): Darmstadt, Germany, May 19-24, 2014*, *Nucl. Phys. A* **931**, 194 (2014).
- [23] O. Linnyk, W. Cassing, and E. L. Bratkovskaya, “Centrality dependence of the direct photon yield and elliptic flow in heavy-ion collisions at $\sqrt{s_{NN}} = 200$ GeV,” *Phys. Rev. C* **89**, 034908 (2014).
- [24] M. Chiu, T. K. Hemmick, V. Khachatryan, A. Leonidov, J. Liao, and L. McLerran, “Production of Photons and Dileptons in the Glasma,” *Nucl. Phys. A* **900**, 16 (2013).
- [25] L. McLerran and B. Schenke, “The Glasma, Photons and the Implications of Anisotropy,” *Nucl. Phys. A* **929**, 71 (2014).
- [26] L. McLerran and B. Schenke, “A Tale of Tails: Photon Rates and Flow in Ultra-Relativistic Heavy Ion Collisions,” *Nucl. Phys. A* **946**, 158 (2016).
- [27] J. Berges, K. Reygers, N. Tanji, and R. Venugopalan, “Parametric estimate of the relative photon yields from the glasma and the quark-gluon plasma in heavy-ion collisions,” *Phys. Rev. C* **95**, 054904 (2017).
- [28] A. Monnai, “Thermal photon v_2 with slow quark chemical equilibration,” *Phys. Rev. C* **90**, 021901(R) (2014).
- [29] C.-H. Lee and I. Zahed, “Electromagnetic Radiation in Hot QCD Matter: Rates, Electric Conductivity, Flavor Susceptibility and Diffusion,” *Phys. Rev. C* **90**, 025204 (2014).
- [30] S. Turbide, R. Rapp, and C. Gale, “Hadronic production of thermal photons,” *Phys. Rev. C* **69**, 014903 (2004).
- [31] K. Dusling and I. Zahed, “Thermal photons from heavy ion collisions: A spectral function approach,” *Phys. Rev. C* **82**, 054909 (2010).
- [32] M. Heffernan, P. Hohler, and R. Rapp, “Universal Parametrization of Thermal Photon Rates in Hadronic Matter,” *Phys. Rev. C* **91**, 027902 (2015).
- [33] O. Linnyk, V. Konchakovski, T. Steinert, W. Cassing, and E. L. Bratkovskaya, “Hadronic and partonic sources of direct photons in relativistic heavy-ion collisions,” *Phys. Rev. C* **92**, 054914 (2015).
- [34] G. Basar, D. E. Kharzeev, and V. Skokov, “Conformal anomaly as a source of soft photons in heavy ion collisions,” *Phys. Rev. Lett.* **109**, 202303 (2012).
- [35] G. Basar, D. E. Kharzeev, and E. V. Shuryak, “Magnetosonoluminescence and its signatures in photon and dilepton production in relativistic heavy ion collisions,” *Phys. Rev. C* **90**, 014905 (2014).
- [36] B. Muller, Shang-Yu Wu, and Di-Lun Yang, “Elliptic flow from thermal photons with magnetic field in holography,” *Phys. Rev. D* **89**, 026013 (2014).
- [37] A. Ayala, J. D. Castano-Yepes, C. A. Dominguez, L. A. Hernandez, S. Hernandez-Ortiz, and M. E. Tejeda-Yeomans, “Prompt photon yield and elliptic flow from gluon fusion induced by magnetic fields in relativistic heavy-ion collisions,” *Phys. Rev. D* **96**, 014023 (2017), [Erratum: *Phys. Rev. D* **96**, 119901(E) (2017)].
- [38] V. V. Goloviznin, A. V. Nikolskii, A. M. Snigirev, and G. M. Zinovjev, “Probing a confinement by direct photons and dileptons,” arXiv:1804.00559.
- [39] A. Adare *et al.* (PHENIX Collaboration), “Low-momentum direct photon measurement in Cu+Cu collisions at $\sqrt{s_{NN}} = 200$ GeV,” *Phys. Rev. C* **98**, 054902 (2018).
- [40] M. Allen *et al.* (PHENIX Collaboration), “PHENIX inner detectors,” *Nucl. Instrum. Methods Phys. Res., Sec. A* **499**, 549 (2003).
- [41] W. Anderson *et al.*, “Design, Construction, Operation and Performance of a Hadron Blind Detector for the PHENIX Experiment,” *Nucl. Instrum. Methods Phys. Res., Sec. A* **646**, 35 (2011).
- [42] K. Adcox *et al.* (PHENIX Collaboration), “PHENIX central arm tracking detectors,” *Nucl. Instrum. Methods Phys. Res., Sec. A* **499**, 489 (2003).
- [43] M. Aizawa *et al.* (PHENIX Collaboration), “PHENIX central arm particle ID detectors,” *Nucl. Instrum. Methods Phys. Res., Sec. A* **499**, 508 (2003).
- [44] L. Aphecetche *et al.* (PHENIX Collaboration), “PHENIX calorimeter,” *Nucl. Instrum. Methods Phys. Res., Sec. A* **499**, 521 (2003).
- [45] A. Adare *et al.* (PHENIX Collaboration), “Evolution of π^0 suppression in Au+Au collisions from $\sqrt{s_{NN}} = 39$ to 200 GeV,” *Phys. Rev. Lett.* **109**, 152301 (2012).
- [46] A. Adare *et al.* (PHENIX Collaboration), “Neutral pion production with respect to centrality and reaction plane in Au+Au collisions at $\sqrt{s_{NN}}=200$ GeV,” *Phys. Rev. C* **87**, 034911 (2013).
- [47] A. L. S. Angelis *et al.* (CERN-Columbia-Oxford-Rockefeller, CCOR Collaboration), “Search for Direct Single Photon Production at Large p_T in Proton Proton Collisions at $\sqrt{s} = 62.4$ GeV,” *Phys. Lett. B* **94**, 106 (1980).
- [48] A. L. S. Angelis *et al.* (CMOR Collaboration), “Direct Photon Production at the CERN ISR,” *Nucl. Phys. B* **327**, 541 (1989).
- [49] T. Akesson *et al.* (Axial Field Spectrometer Collaboration), “High $p_T\gamma$ and π^0 Production, Inclusive and With a Recoil Hadronic Jet, in pp Collisions at $\sqrt{s} = 63$ GeV,” *Sov. J. Nucl. Phys.* **51**, 836 (1990), [*Yad. Fiz.* 51,1314(1990)].
- [50] J. F. Paquet, (2017), private communication, uses nuclear PDF nCTEQ15-np and photon fragmentation func-

- tion BFG-II.
- [51] A. Adare *et al.* (PHENIX Collaboration), “Transverse energy production and charged-particle multiplicity at midrapidity in various systems from $\sqrt{s_{NN}} = 7.7$ to 200 GeV,” *Phys. Rev. C* **93**, 024901 (2016).
- [52] K. Aamodt *et al.* (ALICE Collaboration), “Centrality dependence of the charged-particle multiplicity density at mid-rapidity in Pb-Pb collisions at $\sqrt{s_{NN}} = 2760$ GeV,” *Phys. Rev. Lett.* **106**, 032301 (2011).
- [53] P. Aurenche, J. Ph. Guillet, E. Pilon, M. Weren, and M. Fontannaz, “A New critical study of photon production in hadronic collisions,” *Phys. Rev. D* **73**, 094007 (2006).
- [54] C. Patrignani *et al.* (Particle Data Group Collaboration), “Review of Particle Physics,” *Chin. Phys. C* **40**, 100001 (2016).
- [55] The fit function to p+p data originally used in [7, 8] was updated in [39]. The parameters are $a = 6.74 \cdot 10^{-3}$, $b = 2.1$, $c = -3.3$. Systematic uncertainties also include possible shape variations at low p_T .
- [56] When fitting the 0%–20% Au+Au data at $\sqrt{s_{NN}} = 200$ GeV over the range 1.0 to 2.0 GeV/ c , which overlaps the range 0.9 to 2.1 GeV/ c used by ALICE, instead of the original range of 0.6 to 2 GeV/ c deployed by PHENIX, we obtain an inverse slope of $279 \pm 32 \pm 10$ MeV/ c . This value is consistent with the value $297 \pm 12 \pm 41$ MeV/ c published by ALICE for the same centrality class for Pb+Pb at $\sqrt{s_{NN}} = 2760$ GeV.
- [57] E. L. Feinberg, “Direct Production of Photons and Dileptons in Thermodynamical Models of Multiple Hadron Production,” *Nuovo Cim. A* **34**, 391 (1976).
- [58] H. Gong, “Measurement of Direct Photons in Ultra-Relativistic Au+Au Collisions,” (2014), Ph.D. Thesis Stony Brook University.