

NSVS 2569022: a peculiar binary among the W UMa stars with extremely small mass ratios

Diana P. Kjurkchieva¹, Velimir A. Popov¹ and Nikola I. Petrov²

¹ Department of Physics and Astronomy, Shumen University, 115 Universitetska Str., 9712 Shumen, Bulgaria; *d.kjurkchieva@shu.bg*

² Institute of Astronomy and NAO, Bulgarian Academy of Sciences, 72 Tsarigradsko Shose Blvd., 1784 Sofia, Bulgaria

Received 20xx month day; accepted 20xx month day

Abstract Photometric observations of the W UMa binary NSVS 2569022 are presented. The light curve solution reveals that both components are of F spectral type (temperatures $T_1=T_2=6100$ K). NSVS 254037 undergoes total eclipse of W subtype and the mass ratio is well-determined. Its exclusive small value of only 0.077 implies that the target probably goes to instability and possible merger. This value ranks NSVS 2569022 in sixth place among the binaries with smallest mass ratio. On the base of empirical relation "period – total mass" for low mass-ratio binaries we estimated the global parameters of NSVS 2569022: masses $M_1=1.17 M_\odot$ and $M_2=0.09 M_\odot$; radii $R_1=1.19 R_\odot$ and $R_2=0.38 R_\odot$; luminosities $L_1=1.73 L_\odot$ and $L_2=0.17 L_\odot$. An analysis of the characteristics of binaries with extremely low-mass ratios is made. NSVS 2569022 turns out peculiar binary among the W UMa stars with extremely small mass ratios due to its unexpected small fill-out factor of only 0.014 (slightly overcontact configuration).

Key words: binaries: eclipsing; binaries: close; stars: fundamental parameters; stars: individual (NSVS 2569022)

1 INTRODUCTION

The components of W UMa systems lie between the inner and outer Lagrangian equipotential surfaces. Because of the similarity of effective temperatures of their components, the eclipse depths are practically independent on the temperatures, but depend strongly on the mass ratio q as well as on geometrical parameters orbital inclination i and the degree of contact f . The case is different for detached binaries where the differences in component temperatures have a significant effect on the eclipse depths (Rucinski 2001).

The study of W UMa stars is essential for the modern astrophysics because they are probes for investi-

et al. 2011). However, the mechanism of energy transfer, the W phenomenon (the hotter component is the smaller star) and the future fate (tight binaries or merger), are still debatable problems of the W UMa stars. Their solution requires a knowledge of the fundamental parameters of a number of such binaries.

The mass ratio is an important parameter for each binary star, particularly it determines the W/A subtype of the W UMa systems (Binnendijk 1970). But the mass ratio is poorly determined on photometric data of those binaries which undergo partial eclipses (Rucinski 2001; Terrell & Wilson 2005). On the other hand spectral data of W UMa stars are rarely available due to their faintness (Rucinski 2002). Moreover, even when the W UMa stars have spectral observations, their spectral mass ratios are not precise due to the highly broadened and blended spectral lines (Frasca 2000; Bilir et al. 2005; Dall & Schmidtbreick 2005).

Firstly Webbink (1976) established that there is a cut-off of mass ratio: for $q < q_{min}$ the binary system quickly merges into a single, rapidly rotating star. The instability occurs when $J_{orb} \approx 3J_{rot}$. Rasio (1995) theoretically calculated $q_{min} \simeq 0.09$ for a contact binary containing two unevolved MS stars whose primary is mostly radiative (the value is bigger for convective envelope). Li & Zhang (2006) found $q_{min} \sim 0.071$ – 0.076 assuming that the W UMa systems rigorously comply with the Roche geometry. For overcontact binaries Arbutina (2007) determined theoretically $q_{min} \sim 0.094$ – 0.109 . Later, by including the effects of higher central condensation due to rotation, Arbutina (2012) found $q_{min} = 0.070$ – 0.074 for overcontact binaries with fill-out factor $f = 0 - 1$. Jiang et al. (2010) argued that q_{min} depends on the primary mass and structure and can reach up to 0.05. Yang & Qian (2015) obtained even $q_{min} = 0.044$. It was supposed that the lower limit of mass ratio depends on the fill-out factor f (Rasio 1995; Rasio & Shapiro 1995) but this dependence was not studied. The majority of the foregoing theoretical investigations has been invoked by the discoveries of several binaries with extremely low mass ratios ($q_{min} < 0.09$, see further Table 3).

Observations of low mass ratio systems is valuable to understand the dynamical evolution of binaries and the formation of blue stragglers and FK Com-type stars (Eggleton & Kiseleva-Eggleton 2001). In this paper we present photometric observations of the eclipsing binary NSVS 2569022 (RA = $10^h 10^m 42^s .72$, Dec = $+67^\circ 39' 32'' .4$, V = 10.1 mag) whose modeling shows that it is the sixth target among the W UMa systems with the smallest values. Gettel et al. (2006) have classified NSVS 2569022 as EW type with period $P = 0.2877891$ d and amplitude 0.21 mag.

2 OBSERVATIONS

The CCD photometric observations of the target in Sloan g' , i' bands were carried out on Feb 13 and 14 2015 at Rozhen Observatory with the 30-cm Ritchey Chretien Astrograph (located into the *IRIDA South* dome) using CCD camera ATIK 4000M (2048×2048 pixels, $7.4 \mu\text{m}/\text{pixel}$, field of view 35×35 arcmin). The exposures in g' and i' were 30 and 60 s, the mean errors in the two filters were ~ 0.002 mag.

The standard procedure was used for the reduction of the photometric data (de-biasing, dark frame subtraction and flat-fielding) by software AIP4WIN2.0 (Berry & Burnell 2005).

The light variability of the target was estimated with respect to nearby comparison (constant) stars in the observed field (ensemble photometry). A check star served to determine the observational accuracy and to check constancy of the comparison stars (Table 1). We performed the ensemble aperture photometry with

Table 1: Magnitudes of standards

| Label | Star ID | RA | Dec | g' | i' |
|--------|------------------|-------------|--------------|--------|--------|
| Target | NSVS 2569022 | 10 10 42.72 | +67 39 32.40 | 10.357 | 9.784 |
| Chk | UCAC4-789-020996 | 10 11 02.25 | +67 37 17.16 | 13.412 | 12.301 |
| C1 | UCAC4-789-021025 | 10 13 01.97 | +67 45 25.22 | 11.525 | 10.859 |
| C2 | UCAC4-790-020961 | 10 08 55.89 | +67 48 49.73 | 12.668 | 11.473 |
| C3 | UCAC4-789-021011 | 10 12 04.17 | +67 40 36.75 | 12.687 | 11.161 |
| C4 | UCAC4-789-021009 | 10 11 57.27 | +67 39 46.56 | 12.270 | 11.604 |
| C5 | UCAC4-788-021201 | 10 11 15.26 | +67 35 07.06 | 13.006 | 11.907 |
| C6 | UCAC4-788-021202 | 10 11 18.72 | +67 32 27.09 | 12.065 | 11.508 |
| C7 | UCAC4-788-021204 | 10 11 48.18 | +67 28 03.79 | 11.987 | 10.812 |

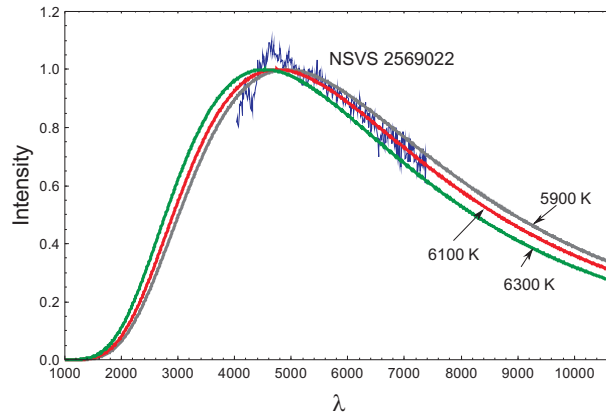


Fig. 1: Low-resolution spectrum of NSVS 2569022

APASS DR9 (Henden et al. 2016). The transformation of the obtained instrumental magnitudes to standard ones was made as in Kjurkchieva et al. (2017).

Low resolution spectrum (10.84 Å/px) of the target was obtained on Feb 13 2015 by IRIDA-South instrumentation using SA-200 grating with 200 groves/mm (Fig. 1). It was calibrated by RSPec software (Field et al. 2011) according to the instrumental response of the setup.

3 MODELING

The photometric data were modelled using the PHOEBE code (Prsa & Zwitter 2005; Prsa et al. 2011, 2016) which is based on the Wilson–Devinney (WD) code (Wilson & Devinney 1971; Wilson 1979, 1993). It allows simultaneous modeling of photometric data in a number of filters and provides a graphical user interface.

We determined in advance the temperature of NSVS 2569022 as $T_m=6100\pm 50$ K by comparison of its low-resolution spectrum with sample of Planck curves (Fig. 1). There are two deviations of the observed spectrum from the (normalized) Planck curves: protruding peak and steeper left branch (the same deviations might be seen in the Sun spectrum). The obtained spectral temperature of 6100 K is bigger than the photometric values (Table 2) determined by different color indices. The possible reason could be the using

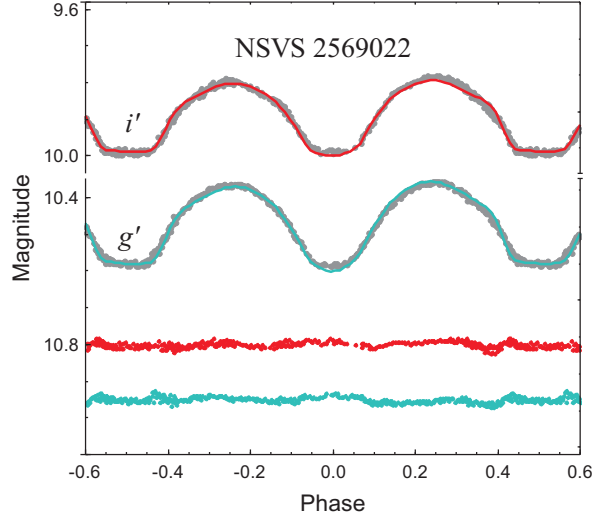


Fig. 2: Top: folded light curves of NSVS 2569022 and their fits; Bottom: corresponding residuals (shifted vertically by different amount to save space);

Table 2: Target temperature from photometric observations (without de-reddening)

| Index | Value | T | Color-T relation | Source |
|---|-------|------|--------------------------|-----------------------|
| $J - K$ | 0.417 | 5650 | Cox (2000) | Cutri et al. (2003) |
| $B_T - V_T, B_T - J, V_T - H, V_T - K, J - K$ | | 5932 | Valenti & Fischer (2005) | Ammons et al. (2006) |
| $B - V$ | 0.560 | 5800 | Worthey & Lee (2011) | Henden et al. (2016) |
| $B - V$ | 0.576 | 5760 | Worthey & Lee (2011) | Terrell et al. (2012) |
| $V - I_c$ | 0.693 | 5750 | Worthey & Lee (2011) | Terrell et al. (2012) |
| $V - I_c$ | 0.799 | 5460 | Worthey & Lee (2011) | Droege et al. (2006) |
| $g' - i'$ | 0.573 | 5870 | Covey et al. (2007) | This work |

(Table 2) while the procedure of their de-reddening led to $g' - i' = 0.499$ (Schlafly & Finkbeiner 2011) and correspondingly to temperature of 6030 K, very close to the spectral value of 6100 K.

Fixed coefficients of gravity brightening $g_1 = g_2 = 0.32$ and reflection effect $A_1 = A_2 = 0.5$ appropriate for stars with convective equilibrium were assumed. Initially, we used a linear limb-darkening law whose coefficients for each component and each color were updated according to the tables of van Hamme (1993).

Since the light curve shapes (Fig. 2) implied overcontact configuration, we employed the mode "Overcontact binary not in thermal contact".

To search for a fit we fixed $T_1 = T_m$ and varied simultaneously the initial epoch T_0 , period P (around its known value), secondary temperature T_2 (around T_m), orbital inclination i , mass ratio q and potential Ω . The data in two bands were modelled simultaneously.

In order to reproduce the light curve distortion we added cool spot whose parameters (longitude λ , latitude β , angular size α and temperature factor κ) were adjusted.

After reaching the best fits, we carried out also solutions for quadratic and logarithmic limb-darkening laws but they did not lead to better fits. So, further we present the results corresponding to a linear limb-

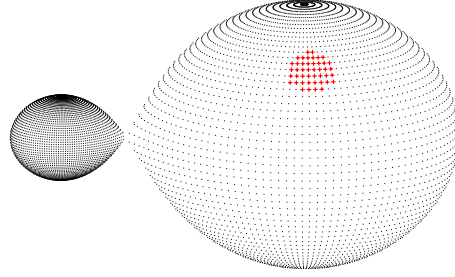


Fig. 3: 3D configuration of NSVS 2569022

The final values of the fitted parameters are: $T_0 = 2457068.471732(88)$; $P = 0.287797(4)$ d; $\Omega = 1.88729(5)$; $q = 0.0777(3)$; $i = 76^\circ.29(8)$; $T_2 = 6100(25)$ K. The synthetic light curves corresponding to our solution are shown in Fig. 2 as continuous lines while Figure 3 exhibits the target 3D configuration.

PHOEBE yields as output parameters the potentials $\Omega(L_1)$ and $\Omega(L_2)$. They allowed us to calculate the fill-out factor as $f = [\Omega - \Omega(L_1)]/[\Omega(L_2) - \Omega(L_1)] = 0.014$.

To estimate the global parameters of the target we used the empirical relation $M_{tot} = 0.5747 + 2.3734 \times P$ of Yang & Qian (2015) derived from sample of 46 low mass-ratio binaries with $q \leq 0.25$. We calculated M_{tot} of NSVS 2569022 as $1.258 M_\odot$. It makes possible calculation of the global parameters : orbital axis $a = 1.98 R_\odot$; masses $M_1 = 1.168(13) M_\odot$ and $M_2 = 0.090(2) M_\odot$; radii $R_1 = 1.188(8) R_\odot$ and $R_2 = 0.378(6) R_\odot$; luminosities $L_1 = 1.727(13) L_\odot$ and $L_2 = 0.175(9) L_\odot$.

4 ANALYSIS OF THE RESULTS

The main results from the light curve solution are as follows.

(1) We determined initial epoch of the target. The known value of its orbital period phased well our data.

(2) The stellar components are of F spectral type.

(3) The target undergoes total eclipse.

(4) NSVS 2569022 has slightly overcontact configuration with fill-out factor 0.014 (Fig. 3).

(5) The target is of W subtype.

(6) The different light levels at the two quadratures were reproduced by cool spot on primary component with angular size of 10° and temperature factor of 0.9.

(7) The solution of NSVS 2569022 turned out low-sensitive to the component temperatures and orbital inclination i but very sensitive to the mass ratio q and potential Ω . The attempts to obtain fit with Ω close to Ω_2 corresponding to big fill-out factor f , were not successful.

(8) NSVS 2569022 has an extremely small mass ratio. It was determined photometrically on the base of fitting of wide total eclipse and may be adopted with a big confidence. This conclusion is supported by the coincidence of the values of photometric (q_{ph}) and spectral (q_{sp}) mass ratios for totally-eclipsed binaries established by the investigation of sample of low mass-ratio ($q \leq 0.25$) systems (Table 1 in Yang & Qian (2015)).

(9) The values of stellar masses of NSVS 2569022 support the conclusion of Arbutina (2012) that the

Table 3: List of known binaries with $q < 0.082$. The sign * means photometric mass ratio (for total eclipses), the sign + means spectral mass ratio.

| Target | q | f | P (d) | dP/dt (d yr ⁻¹) | T | Reference |
|---------------------|---------|-------|-------------|-------------------------------|------|------------------------|
| V53 (M4) | 0.060* | | 0.308448705 | | 9800 | Kaluzny et al. (2013) |
| V857 Her | 0.065* | 0.84 | 0.38222952 | $+2.90 \times 10^{-7}$ | 8300 | Qian et al. (2005) |
| SX Crv | 0.066+ | | 0.3166 | | 6200 | Rucinski et al. (2001) |
| | 0.0715+ | 0.27 | 0.3165992 | -1.67×10^{-7} | 6300 | Zola et al. (2004) |
| ASAS J083241+2332.4 | 0.068* | 0.5 | 0.311329 | $+8.854 \times 10^{-7}$ | 6500 | Sriram et al. (2016) |
| AW UMa | 0.075+ | | | | 6850 | Rucinski (1992) |
| | 0.080* | 0.84 | 0.43873 | -1.42×10^{-5} | 7000 | Pribulla et al. (2009) |
| NSVS 2569022 | 0.077* | 0.014 | 0.2877891 | | 6100 | this paper |
| V870 Ara | 0.082 | 0.96 | 0.399722 | | 6000 | Szalai et al. (2007) |

Table 4: Eclipse times

| type | HJD time | source |
|------|-----------------------------|-----------|
| I | 2457067.32025 \pm 0.00014 | this work |
| II | 2457068.32861 \pm 0.00014 | this work |
| II | 2457068.61689 \pm 0.00014 | this work |
| II | 2457449.66042 \pm 0.00018 | AAVSO |
| II | 2457461.74881 \pm 0.00017 | AAVSO |
| I | 2457473.69294 \pm 0.00042 | AAVSO |

approximately one solar mass main-sequence star is in contact with a significantly less massive companion, $M_2 \sim 0.1 M_{\odot}$.

(10) According to the empirical relation $J_{rot}/J_{orb} = 0.5104 - 3.7738 \times q + 8.2817 \times q^2$ for the low mass-ratio overcontact binaries (Yang & Qian 2015), NSVS 2569022 should have ratio $J_{rot}/J_{orb}=0.269$. This value is close but smaller than the cut-off of 0.33.

5 EXTREME LOW MASS RATIO

The most important peculiarity of NSVS 2569022 is its extremely low mass ratio of 0.077. This result implies that the target probably goes to instability and possible merger.

So far only 6 binaries with $q < 0.082$ were known (Table 3). Three of them are with mass ratios q_{ph} determined photometrically, from their total eclipses (as our case). One should take into account that the determination of q_{sp} of extremely small mass-ratio binaries is exclusive difficult: on the one hand the primary radial velocity is negligible, on the other hand the secondary component is faint and invisible in the spectra. Hence, an important possibility to determine global parameters of low mass-ratio systems is the study of those of them which undergo total eclipses.

The analysis of the information in Table 3 led to the following conclusions.

(1) The binaries with extreme low mass ratios are with periods 0.29–0.45 d. This result means that probably there are two types progenitors of the merger: ultrashort-period binaries and binaries with extreme

Table 5: List of binaries with $q < 0.19$. The sign * means only photometric mass ratio (for total eclipses), the sign + means only spectral mass ratio.

| Target | q | f | P (d) | dP/dt (d yr $^{-1}$) | T | Reference |
|--------------------|-------------|-------|------------|-------------------------|------|---|
| AW CrB | 0.101* | 0.75 | 0.3609 | $+3.58 \times 10^{-7}$ | 6100 | Broens (2013) |
| DN Boo | 0.103 | 0.64 | 0.4476 | | 6100 | Senavci et al. (2008) |
| ASASJ082243+1927 | 0.106* | 0.72 | 0.28 | | 6000 | Kandulapati et al. (2015) |
| V1911 Cyg | 0.107+ | 0.68 | 0.313377 | $+4.5 \times 10^{-7}$ | 6500 | Rucinski et al. (2008); Zhu et al. (2011) |
| CK Boo | 0.11 | 0.72 | 0.3551534 | $+9.79 \times 10^{-8}$ | 6400 | Yang et al. (2012) |
| FG Hya | 0.112 | 0.85 | 0.3278 | -1.96×10^{-7} | 6000 | Lu & Rucinski (1999); Qian & Yang (2005) |
| GR Vir | 0.12+ | 0.78 | 0.3469788 | -4.32×10^{-7} | 6200 | Rucinski & Lu (1999); Qian & Yang (2004) |
| DZ Psc | 0.13 | 0.897 | 0.3661278 | $+7.43 \times 10^{-7}$ | 6200 | Yang et al. (2013) |
| V776 Cas | 0.138 | 0.77 | 0.4404 | | 6700 | Rucinski et al. (2001); Zola et al. (2004) |
| V345 Gem | 0.142* | 0.73 | 0.2747736 | $+5.88 \times 10^{-8}$ | 6200 | Yang et al. (2009) |
| V710 Mon | 0.143* | 0.60 | 0.4052 | $+1.95 \times 10^{-7}$ | 6000 | Yang et al. (2009) |
| V410 Aur | 0.143–0.183 | 0.52 | 0.36634699 | $+8.22 \times 10^{-7}$ | 5900 | Yang et al. (2005) |
| HV Aqr | 0.145* | 0.56 | 0.3734 | -8.84×10^{-8} | 6500 | Li & Qian (2013) |
| XY LMi | 0.148* | 0.74 | 0.43688773 | -1.67×10^{-7} | 6100 | Qian et al. (2011) |
| EM Psc | 0.149* | 0.95 | 0.34395922 | $+3.97 \times 10^{-6}$ | 5100 | Qian et al. (2008) |
| ASAS J1130310101.9 | 0.15 | 0.50 | 0.270969 | | 6000 | Pribulla et al. (2009) |
| TYC 3836-0854-1 | 0.15 | 0.76 | 0.3961 | | 6000 | Acerbi et al. (2014) |
| V728 Her | 0.16 | 0.81 | 0.44625 | $+1.92 \times 10^{-7}$ | 6600 | Erkan & Ulas (2016) |
| AH Aur | 0.165* | 0.75 | 0.4941 | | 6300 | Gazeas et al. (2005) |
| TV Mus | 0.166* | 0.74 | 0.4456794 | | 5900 | Qian et al. (2005) |
| AH Cnc | 0.168* | 0.58 | 0.3604412 | $+3.99 \times 10^{-7}$ | 6300 | Qian et al. (2011) |
| IK Per | 0.17* | 0.60 | 0.67603467 | -2.5×10^{-7} | 8600 | Zhu et al. (2005) |
| TYC 1337-1137-1 | 0.172* | 0.76 | 0.475511 | | 7800 | Liao et al. (2017) |
| CU Tau | 0.177* | 0.50 | 0.41341521 | -1.81×10^{-6} | 5900 | Qian et al. (2005) |
| V728 Her | 0.179 | 0.71 | 0.4713 | -1.81×10^{-6} | 6700 | Nelson et al. (1995) |
| Y Sex | 0.180 | 0.64 | 0.4198 | | 6100 | McLean & Hilditch (1983); Yang & Liu (2003) |
| MW Pav | 0.182 | 0.51 | 0.7950 | | 6700 | Lapasset (1980); Rucinski & Duerbeck (2006) |
| XY Boo | 0.185 | 0.56 | 0.3705524 | $+6.25 \times 10^{-7}$ | 6300 | Yang et al. (2005) |
| V2388 Oph | 0.186 | 0.77 | 0.8023 | | 6900 | Rucinski et al. (2002); Yakut et al. (2004) |
| TYC 3836-0854-1 | 0.19* | 0.79 | 0.415547 | | 7800 | Acerbi et al. (2014); Liao et al. (2017) |
| HV UMa | 0.19 | 0.62 | 0.7108 | | 7200 | Csak et al. (2000) |

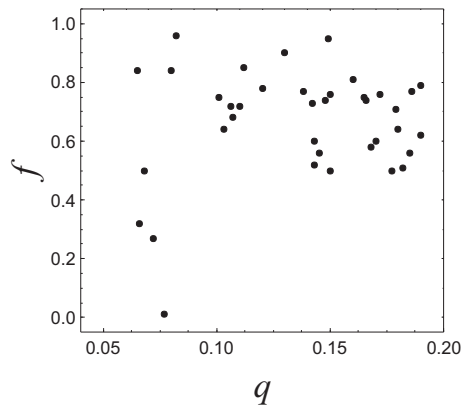


Fig. 4: Relation $f - q$ for binaries with $q < 0.19$.

(2) The components of binaries with extreme low mass ratios are of intermediate spectral types with $6000 \text{ K} < T < 9800 \text{ K}$, i.e. there are no late-type stars among them (in contrast to the ultrashort-period binaries which are very late stars). Moreover, there is a trend the target temperature to decrease with mass ratio increase (Table 3).

(3) The extreme low mass ratios (Table 3) as a rule are accompanied with big fill-out factors ($f > 0.27$). However, our target has almost contact configuration ($f \sim 0.014$) and presents serious exception.

The anonymous referee attracted our attention to the very recent work of [Liu et al. \(2018\)](#) who suppose a new mechanism of long-term period variations for W UMa-type contact binaries. Undergoing this mechanism, f is oscillating. That means contact binary systems with an extremely small q can have very different f , nearly from 0 to 1. This result can explain why the fill-out factor of NSVS 2569022 could be so small.

(4) Some of binaries with extreme low mass ratios show long-term sinusoidal modulation ([Sriram et al. 2016](#)) probably due to third body, but most of them reveal secular change of the orbital periods, increasing or decreasing (Table 3). Theoretical and evolutionary study is necessary to explain which factor(s) determine the two alternatives. The secular period variability may be an indication of instability. Probably sometimes it is connected with considerable mass loss via L2 (for deep-contact configurations).

Besides observed by us eclipses we found only 3 light minima in V filter during 2016 from AAVSO database and determined their times (Table 4). These data cover two time ranges and did not allow to search for a secular period changes of NSVS 2569022. We were able only to improve its ephemeris

$$HJD(\text{MinI}) = 2457068.47216(14) + 0.28779842(5) \times E. \quad (1)$$

Besides the cases of extremely low mass ratio (Table 3), we found studies of around thirty W UMa binaries with small mass ratios ($q < 0.19$). We sampled their characteristics (q, f, P, T) in Table 5. Most of the targets might be found also in the list of [Yang & Qian \(2015\)](#) but our sample does not contain systems with photometric mass ratio of partially eclipsed targets due to their poorly determined mass ratio. Table 5 presents also information about the period variability of the binaries with $q < 0.19$. It turned out that almost all of them exhibit secular period increase/decrease and some undergo quasiperiodic variation, superimposed on a secular period change.

The trends (1–4) established for the binaries with the smallest mass ratios (Table 3) are approximately valid for the targets with mass ratio in the range 0.1–0.19 (Table 5). But there are several exceptions with longer periods ($P > 0.45 \text{ d}$) and lower temperatures ($T < 6000 \text{ K}$). Moreover, for the second sample there is rather a trend the target temperature to increase with the mass ratio increase (Table 5).

[Yang & Qian \(2015\)](#) found empirical relation $f = 1.176 - 5.276 \times q + 11.64 \times q^2$ for their sample of low mass-ratio deep-contact binaries. According to this relation NSVS 2569022 should have $f=0.84$.

The data from Table 3 and Table 5 reveal that the stars with mass ratio within the range 0.10–0.19 have deep-contact configurations (fill-out 0.5–0.9) while the binaries with extremely small mass ratio within the narrow range 0.06–0.08 have fill-out factors in the wide range 0.01–0.84 (Fig. 4). NSVS 2569022 is a record

6 CONCLUSIONS

The main results from the modeling of our photometric observations of the W UMa binary NSVS 2569022 are: (i) The target undergoes wide total eclipse and its mass ratio is determined with a big confidence; (ii) The stellar components are of G spectral types; (iii) NSVS 2569022 has slightly overcontact configuration (with fill-out factor $f = 0.014$); (iv) It is of W subtype; (v) The mass ratio of only 0.077 ranks NSVS 2569022 in sixth place among the binaries with smallest mass ratio. It implies that the target probably goes to its instability and possible merger.

NSVS 2569022 is peculiar binary with an extremely small mass ratio but slightly overcontact configuration.

Acknowledgements The research was supported partly by project DN 08/20 of Scientific Fundation of the Bulgarian Ministry of Education and Science as well as by project RD-08-142 of Shumen University. The research was made with the support of the private IRIDA Observatory (www.irida-observatory.org).

This publication makes use of data products from the Two Micron All Sky Survey, which is a joint project of the University of Massachusetts and the Infrared Processing and Analysis Center/California Institute of Technology, funded by the National Aeronautics and Space Administration and the National Science Foundation. This research also has made use of the SIMBAD database, operated at CDS, Strasbourg, France, NASA Astrophysics Data System Abstract Service. This paper makes use of data from the DR7 of the WASP data (Butters et al. 2010) as provided by the WASP consortium, and the computing and storage facilities at the CERIT Scientific Cloud, reg. no. CZ.1.05/3.2.00/08.0144 which is operated by Masaryk University, Czech Republic. The authors are very grateful to the anonymous referee for the valuable notes and recommendations.

References

- Ammons S., Robinson S., Strader J., Laughlin G., Fischer D., Wolf A., 2006, ApJ, 638, 1004
- Acerbi F., Barani C., Martignoni M., 2014, NewA, 31, 1
- Arbutina B., 2007, MNRAS, 377, 1635
- Arbutina B., 2012, POBeo, 91, 391
- Berry R., Burnell J., 2005, The Handbook of Astronomical Image Processing 2nd ed., Richmond, VA: Willmann-Bell
- Bilir S., Karatas Y., Demircan O., Eker Z., 2005, MNRAS, 357, 497
- Binnendijk L., 1970, Vistas in Astronomy, 12, 217
- Broens E., 2013, MNRAS, 430, 3070
- Butters O. et al., 2010, A & A, 520L, 10
- Covey K. et al., 2007, AJ, 134, 2398
- Cox A.N., 2000, Allens Astrophysical Quantities (4th ed.; New York: Springer)
- Csak B., Kiss L.L., Vinko J., Alfaro E.J., 2000, A & A, 356, 603
- Cutri R.M., Skrutskie M.F., van Dyk S., Beichman C.A., Carpenter J.M. et al., 2003, yCat, 2246, 0
- Dall T.H., Schmidtobreick L., 2005, A & A, 429, 625

- Eggleton P.P., Kiseleva-Eggleton L., 2001, *ApJ*, 562, 1012
- Erkan N., Ulas B., 2016, *NewA*, 46, 73
- Field T., 2011, *AAS*, 21743104
- Frasca A., 2000, *satp.work*, 83
- Gazeas K., Baran A., Niarchos P., Zola S., Kreiner J.M., et al., 2005, *AcA*, 55, 123
- Gettel S.J., Geske M.T., McKay T.A., 2006, *AJ*, 131, 621
- Henden A.A., Templeton M., Terrell D., Smith T.C., Levine S., Welch D., 2016, *yCat*, 2336, 0
- Jiang Dengkai, Han Zhanwen, Wang Jiancheng, Jiang Tianyu, Li Lifang, 2010, *MNRAS*, 405, 2485
- Kandulapati S., Devarapalli S.P., Pasagada V.R., 2015, *MNRAS*, 446, 510
- Kaluzny J., Thompson I.B., Rozyczka M., Krzeminski, W., 2013, *AcA*, 63, 181
- Kjurkchieva D.P., Popov V.A., Vasileva D.L., Petrov N.I., 2017, *RMxAA*, 53, 133
- Lapasset E., 1980, *AJ*, 85, 1098
- Li L., Zhang F., 2006, *MNRAS*, 369, 2001
- Li K., Qian S.-B., 2013, *NewA*, 21, 46
- Liao W.-P., Qian, S.-B., Soonthornthum B., Sarotsakulchai T., Zhu L.-Y., Zhang J., Voloshina I., 2017, *PASP*, 129, 124204
- Liu, L., Qian, S.-B., Xiong, X., 2018, *MNRAS*, 474, 5199
- Lu W., Rucinski S.M., 1999, *AJ*, 118, 515
- Martin H.C., Spruit H.C., Tata R., 2011, *A & A*, 535, A50
- McLean B.J., Hilditch R.W., 1983, *MNRAS*, 203, 1
- Nelson R.H., Milone E.F., Vanleeuwen J. et al., 1995, *AJ*, 110, 2400
- Pribulla T., Rucinski S.M., DeBond H. et al. 2009, *AJ*, 137, 3646
- Prsa A., Zwitter T., 2005, *ApJS*, 628, 426
- Prsa A. et al., 2011, *ascl.soft06002*
- Prsa A. et al., 2016, *ApJS*, 227, 29
- Qian S.-B., Yang Y.-G., 2004, *AJ*, 128, 2430
- Qian S.-B., Yang Y.-G., Soonthornthum B. et al., 2005, *AJ*, 130, 1206
- Qian S.-B., Yang Y.-G., 2005, *MNRAS*, 356, 765
- Qian S.-B., Liu L., Soonthornthum B. et al., 2006, *AJ*, 131, 3028
- Qian S.-B., He J.-J., Soonthornthum B. et al., 2008, *AJ*, 136, 1940
- Qian S.-B., Liu L., Zhu L.-Y. et al., 2011, *AJ*, 141, 151
- Rasio F.A., 1995, *ApJ*, 444, 41
- Rasio F.A., Shapiro S.L., 1995, *ApJ*, 438, 887
- Rucinski S.M., 1992, *AJ*, 104, 1968
- Rucinski S.M., Lu W., 1999, *AJ*, 118, 2451
- Rucinski, S., Lu W., Mochnacki S., Ogloza W., Stachowski G., 2001, *AJ*, 122, 1974
- Rucinski S.M., 2001, *AJ*, 122, 1007
- Rucinski S.M., 2002, *PASP*, 114, 1124
- Rucinski S.M., Lu W., Capobianco C.C. et al., 2002, *AJ*, 124, 1738

- Rucinski, S.M., Duerbeck, H.W., 2006, *AJ*, 132, 1539
- Rucinski S., Pribulla T., Mochnacki S. et al., 2008, *AJ*, 136, 586
- Schlafly, E., Finkbeiner, D., 2011, *ApJ*, 737, 103
- Senavci H.V., Nelson R.H., Ozavci I. et al., 2008, *NewA*, 13, 486
- Sriram K., Malu S., Choi C.S., Vivekananda Rao P., 2016, *AJ*, 151, 69
- Szalai T., Kiss L.L., Meszaros S., Vinko J., Csizmadia S., 2007, *A & A*, 465, 943
- Terrell D., Wilson R., 2005, *ApSpSci*, 296, 221
- Terrell D., Gross J., Cooney W., 2012, *AJ*, 143, 99
- Valenti J., Fischer D., 2005, *ApJS*, 159, 141
- van Hamme W., 1993, *AJ*, 106, 2096
- Webbink R.F., 1976, *ApJ*, 209, 829
- Wilson R., Devinney E., 1971, *ApJ*, 166, 605
- Wilson R., 1979, *ApJ*, 234, 1054
- Wilson R., 1993, *ASPC*, 38, 91
- Worthey Guy, Lee Hyun-chul, 2011, *ApJS*, 193, 1
- Yakut K., Kalomeni B., Ibanoglu C., 2004, *A & A*, 417, 725
- Yang Y.-L., Liu Q.-Y., 2003, *NewA*, 8, 465
- Yang Y.-G., Qian S.-B., Zhu L.-Y., 2005, *AJ*, 130, 2252
- Yang Y.-G., Qian S.-B., Zhu L.-Y., He J.-J. 2009, *AJ*, 138, 540
- Yang Y.-G., Qian S.-B., 2015, *AJ*, 150, 69
- Yang Y.-G., Qian S.-B., Soonthornthum B., 2012, *AJ*, 143, 122
- Yang Y.-G., Qian S.-B., Zhang L.-Y. et al., 2013, *AJ*, 146, 35
- Zhu L.-Y., Qian S.-B., Soonthornthum B., Yang Y.-G., 2005, *AJ*, 129, 2806
- Zhu L.-Y., Qian S.-B., Soonthornthum B. et al., 2011, *AJ*, 142, 124
- Zola S., Rucinski S.M., Baran A. et al., 2004, *AcA*, 54, 299